Measurement Results

1-9154/19-01-06_log1_conducted

Test logging

This addendum is electronically signed and valid without handwritten signature.
For verification of the electronic signatures, the public keys can be requested at the testing laboratory.

Document authorized:

Digital unterschrieben von David Lang
DN: cn=David Lang, o=CTC advanced GmbH, ou=LNG-161129, email=david.lang@ctcadvanced.com, c=DE
Datum: 2019.12.17 13:16:28 +01'00'

David Lang
Lab Manager
Radio Communications & EMC

Table of Content

IUT Summary 4
1. Common2G4 Peak Output Power conducted 3MHz_3MHz ~ WLAN2G4 b-mode 5
2. Common2G4 Peak Output Power conducted 3MHz_3MHz ~ WLAN2G4 b-mode 7
3. Common2G4 Peak Output Power conducted 3MHz_3MHz ~ WLAN2G4 b-mode 9
4. FCC Part 15.247 Bandwidth 6dB DTS ~ WLAN2G4 b-mode 11
5. FCC Part 15.247 Bandwidth 6dB DTS ~ WLAN2G4 b-mode 13
6. FCC Part 15.247 Bandwidth 6dB DTS ~ WLAN2G4 b-mode 15
7. FCC Part 15.247 Bandwidth 6dB DTS ~ WLAN2G4 g-mode 17
8. FCC Part 15.247 Bandwidth 6dB DTS ~ WLAN2G4 g-mode 19
9. FCC Part 15.247 Bandwidth 6dB DTS ~ WLAN2G4 g-mode 21
10. FCC Part 15.247 Bandwidth 6dB DTS ~ WLAN2G4 nHT20-mode 23
11. FCC Part 15.247 Bandwidth 6dB DTS ~ WLAN2G4 nHT20-mode 25
12. FCC Part 15.247 Bandwidth 6dB DTS ~ WLAN2G4 nHT20-mode 27
13. FCC Part 15.247 Bandwidth 6dB DTS ~ WLAN2G4 nHT40-mode 29
14. FCC Part 15.247 Bandwidth 6dB DTS ~ WLAN2G4 nHT40-mode 31
15. FCC Part 15.247 Bandwidth 6dB DTS ~ WLAN2G4 nHT40-mode 33
16. FCC Part 15.247 Bandwidth 99PCT-20dB ~ WLAN2G4 b-mode 35
17. FCC Part 15.247 Bandwidth 99PCT-20dB ~ WLAN2G4 b-mode 38
18. FCC Part 15.247 Bandwidth 99PCT-20dB ~ WLAN2G4 b-mode 41
19. FCC Part 15.247 Bandwidth 99PCT-20dB ~ WLAN2G4 g-mode 44
20. FCC Part 15.247 Bandwidth 99PCT-20dB ~ WLAN2G4 g-mode 47
21. FCC Part 15.247 Bandwidth 99PCT-20dB ~ WLAN2G4 g-mode 50
22. FCC Part 15.247 Bandwidth 99PCT-20dB ~ WLAN2G4 nHT20-mode 53
23. FCC Part 15.247 Bandwidth 99PCT-20dB ~ WLAN2G4 nHT20-mode 56
24. FCC Part 15.247 Bandwidth 99PCT-20dB ~ WLAN2G4 nHT20-mode 59
25. FCC Part 15.247 Bandwidth 99PCT-20dB ~ WLAN2G4 nHT40-mode 62
26. FCC Part 15.247 Bandwidth 99PCT-20dB ~ WLAN2G4 nHT40-mode 65
27. FCC Part 15.247 Bandwidth 99PCT-20dB ~ WLAN2G4 nHT40-mode 68
28. FCC Part 15.247 Peak Power Spectral Density DTS ~ WLAN2G4 b-mode 71
29. FCC Part 15.247 Peak Power Spectral Density DTS ~ WLAN2G4 b-mode 73
30. FCC Part 15.247 Peak Power Spectral Density DTS ~ WLAN2G4 b-mode 75
31. FCC Part 15.247 Peak Power Spectral Density DTS ~ WLAN2G4 g-mode 77
32. FCC Part 15.247 Peak Power Spectral Density DTS ~ WLAN2G4 g-mode 79
33. FCC Part 15.247 Peak Power Spectral Density DTS ~ WLAN2G4 g-mode 81
34. FCC Part 15.247 Peak Power Spectral Density DTS ~ WLAN2G4 nHT20-mode 83
35. FCC Part 15.247 Peak Power Spectral Density DTS ~ WLAN2G4 nHT20-mode 85
36. FCC Part 15.247 Peak Power Spectral Density DTS ~ WLAN2G4 nHT20-mode 87
37. FCC Part 15.247 Peak Power Spectral Density DTS ~ WLAN2G4 nHT40-mode 89
38. FCC Part 15.247 Peak Power Spectral Density DTS ~ WLAN2G4 nHT40-mode 91
39. FCC Part 15.247 Peak Power Spectral Density DTS ~ WLAN2G4 nHT40-mode 93
40. FCC Part 15.247 Maximum Peak Conducted Output Power Powermeter DTS ~ WLAN2G4 b-mode 95
41. FCC Part 15.247 Maximum Peak Conducted Output Power Powermeter DTS ~ WLAN2G4 b-mode 97
42. FCC Part 15.247 Maximum Peak Conducted Output Power Powermeter DTS ~ WLAN2G4 b-mode 99
43. FCC Part 15.247 Maximum Peak Conducted Output Power Powermeter DTS ~ WLAN2G4 g-mode 101
44. FCC Part 15.247 Maximum Peak Conducted Output Power Powermeter DTS ~ WLAN2G4 g-mode 103
45. FCC Part 15.247 Maximum Peak Conducted Output Power Powermeter DTS ~ WLAN2G4 g-mode 105
46. FCC Part 15.247 Maximum Peak Conducted Output Power Powermeter DTS ~ WLAN2G4 nHT20-mode 107
47. FCC Part 15.247 Maximum Peak Conducted Output Power Powermeter DTS ~ WLAN2G4 nHT20-mode 109
48. FCC Part 15.247 Maximum Peak Conducted Output Power Powermeter DTS ~ WLAN2G4 nHT20-mode 111

49. FCC Part 15.247 Maximum Peak Conducted Output Power Powermeter DTS ~ WLAN2G4 nHT40-mode 113
50. FCC Part 15.247 Maximum Peak Conducted Output Power Powermeter DTS ~ WLAN2G4 nHT40-mode 115
51. FCC Part 15.247 Maximum Peak Conducted Output Power Powermeter DTS ~ WLAN2G4 nHT40-mode 117
52. FCC Part 15.247 TX Spurious Conduced ~ WLAN2G4 b-mode 119
53. FCC Part 15.247 TX Spurious Conduced ~ WLAN2G4 b-mode 121
54. FCC Part 15.247 TX Spurious Conduced ~ WLAN2G4 b-mode 123
55. FCC Part 15.247 TX Spurious Conduced ~ WLAN2G4 g-mode 125
56. FCC Part 15.247 TX Spurious Conduced ~ WLAN2G4 g-mode 127
57. FCC Part 15.247 TX Spurious Conduced ~ WLAN2G4 g-mode 129
58. FCC Part 15.247 TX Spurious Conduced ~ WLAN2G4 nHT20-mode 131
59. FCC Part 15.247 TX Spurious Conduced ~ WLAN2G4 nHT20-mode 133
60. FCC Part 15.247 TX Spurious Conduced ~ WLAN2G4 nHT20-mode 135
61. FCC Part 15.247 TX Spurious Conduced ~ WLAN2G4 nHT40-mode 137
62. FCC Part 15.247 TX Spurious Conduced ~ WLAN2G4 nHT40-mode 139
63. FCC Part 15.247 TX Spurious Conduced ~ WLAN2G4 nHT40-mode 141

IUT Summary

IUT DEFINITION & Common settings	
Manufacturer	Bosch
Type	AIVIH61L2
Serial No. | Setup No.	2656321 2591A9FVOC A 283C33692E 001 001 40K | 2
SW Version | HW Version	NI | NI
Comment 1 | 2	|
Tlow | Tmid | Thigh [°C]	-30 | 20 | 70
Vlow | Vmid | Vhigh [V] @Imax [A]	12.15 | 13.5 | 14.85 @1
Auto Control enabled Power Supply | Climatic Box	No | No
Antenna Gain [dBi]	0
Additional Path Loss [dB]	0

IUT Common Settings WLAN2G4	
Number of Antenna Ports	1
User Interaction	No

1. Common2G4 Peak Output Power conducted 3MHz_3MHz ~ WLAN2G4 b-mode

Test References	
TC Start	28.11.2019 09:10:44
System Version	1.0.0.24
Test Specification	None
Test Method	
Class / TC Version / TC ID	TC_VM_Common2G4_Peak_Output_Power_Conducted_3MHz_3MHz_V01 Version: 0.0.1 | TCID_Common2G4_1
My Description	Peak Output Power conducted 3MHz/3MHz WLAN 2G4 b-mode
Add. Information	

Test Parameter	
Technology to test	WLAN2G4 b-mode
Antenna Port used	1
Temperature	mid
Voltage	mid
Frequency low to test	True | Freq [MHz] 2412
Frequency mid to test	False | Freq [MHz] 2437
Frequency high to test	False | Freq [MHz] 2462
Switched Path	IUT - SignalingUnit - SpectrumAnalyzer
Devices in use	| SA: Rohde&Schwarz,FSV-40,1307.9002K40/101042,3.60

Test at TX 2412 MHz

READ SA SETTINGS:	
RefLevel [dBm] | RefLevelOffset [dB] | InpAtt [dB]	13.00 | 12.49 | 20
Start [MHz] | Stop [MHz]	2362.000 | 2462.000
RBW [MHz] | VBW [MHz]	3.000000 | 3.000000
Detector | TraceMode	POS | MAXH
Sweep: Time [ms] | Count | Points per Section | Type	1000 | 10 | 1001 | SWE

RESULT: TC_VM_Common2G4_Peak_Output_Power_Conducted_3MHz_3MHz_V01

Test Description	Lower Limit	Upper Limit	Measured	Unit	Verdict
Peak Power	---	---	8.45	dBm	Information
Peak Power	---	---	6.99842	mW	Information
Frequency at Peak	---	---	2411.9	MHz	Information

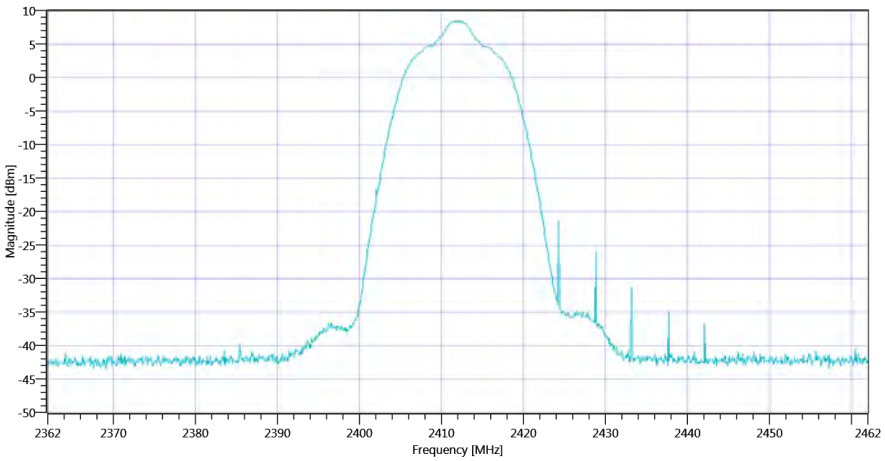

Plot_Common2G4 Peak Output Power conducted 3MHz_3MHz ~ WLAN2G4 b-mode_28112019_091109.png

TEST FINISHED		
General Verdict	28.11.2019 09:11:09 / RT: 24 s	PASS

2. Common2G4 Peak Output Power conducted 3MHz_3MHz ~ WLAN2G4 b-mode

Test References	
TC Start	28.11.2019 09:12:35
System Version	1.0.0.24
Test Specification	None
Test Method	
Class / TC Version / TC ID	TC_VM_Common2G4_Peak_Output_Power_Conducted_3MHz_3MHz_V01 Version: 0.0.1 | TCID_Common2G4_1
My Description	Peak Output Power conducted 3MHz/3MHz WLAN 2G4 b-mode
Add. Information	

Test Parameter	
Technology to test	WLAN2G4 b-mode
Antenna Port used	1
Temperature	mid
Voltage	mid
Frequency low to test	False | Freq [MHz] 2412
Frequency mid to test	True | Freq [MHz] 2437
Frequency high to test	False | Freq [MHz] 2462
Switched Path	IUT - SignalingUnit - SpectrumAnalyzer
Devices in use	| SA: Rohde&Schwarz,FSV-40,1307.9002K40/101042,3.60

Test at TX 2437 MHz

READ SA SETTINGS:	
RefLevel [dBm] | RefLevelOffset [dB] | InpAtt [dB]	12.16 | 12.5 | 15
Start [MHz] | Stop [MHz]	2387.000 | 2487.000
RBW [MHz] | VBW [MHz]	3.000000 | 3.000000
Detector | TraceMode	POS | MAXH
Sweep: Time [ms] | Count | Points per Section | Type	1000 | 10 | 1001 | SWE

RESULT: TC_VM_Common2G4_Peak_Output_Power_Conducted_3MHz_3MHz_V01

Test Description	Lower Limit	Upper Limit	Measured	Unit	Verdict
Peak Power	---	---	7.59	dBm	Information
Peak Power	---	---	5.741165	mW	Information
Frequency at Peak	---	---	2436.9	MHz	Information

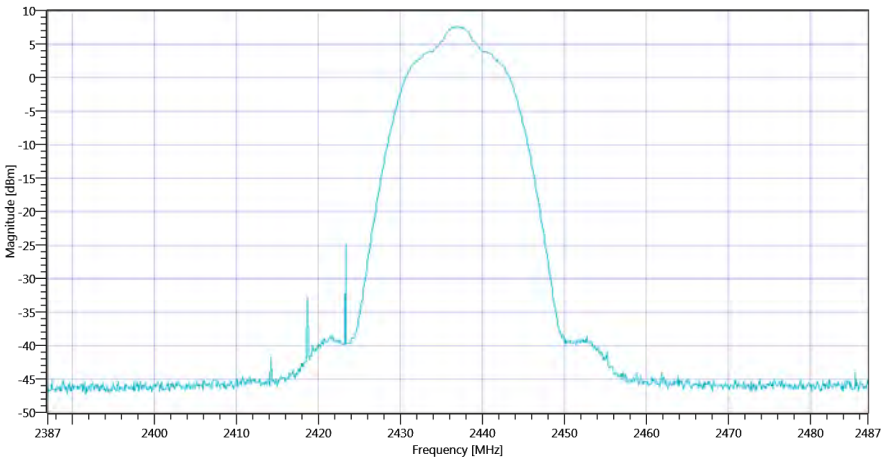

Plot_Common2G4 Peak Output Power conducted 3MHz_3MHz ~ WLAN2G4 b-mode_28112019_091259.png

TEST FINISHED		
General Verdict	28.11.2019 09:13:00 / RT: 24 s	PASS

3. Common2G4 Peak Output Power conducted 3MHz_3MHz ~ WLAN2G4 b-mode

Test References	
TC Start	28.11.2019 09:14:13
System Version	1.0.0.24
Test Specification	None
Test Method	
Class / TC Version / TC ID	TC_VM_Common2G4_Peak_Output_Power_Conducted_3MHz_3MHz_V01 Version: 0.0.1 | TCID_Common2G4_1
My Description	Peak Output Power conducted 3MHz/3MHz WLAN 2G4 b-mode
Add. Information	

Test Parameter	
Technology to test	WLAN2G4 b-mode
Antenna Port used	1
Temperature	mid
Voltage	mid
Frequency low to test	False | Freq [MHz] 2412
Frequency mid to test	False | Freq [MHz] 2437
Frequency high to test	True | Freq [MHz] 2462
Switched Path	IUT - SignalingUnit - SpectrumAnalyzer
Devices in use	| SA: Rohde&Schwarz,FSV-40,1307.9002K40/101042,3.60

Test at TX 2462 MHz

READ SA SETTINGS:	
RefLevel [dBm] | RefLevelOffset [dB] | InpAtt [dB]	11.85 | 12.52 | 15
Start [MHz] | Stop [MHz]	2412.000 | 2512.000
RBW [MHz] | VBW [MHz]	3.000000 | 3.000000
Detector | TraceMode	POS | MAXH
Sweep: Time [ms] | Count | Points per Section | Type	1000 | 10 | 1001 | SWE

RESULT: TC_VM_Common2G4_Peak_Output_Power_Conducted_3MHz_3MHz_V01

Test Description	Lower Limit	Upper Limit	Measured	Unit	Verdict
Peak Power	---	---	7.21	dBm	Information
Peak Power	---	---	5.260173	mW	Information
Frequency at Peak	---	---	2461.9	MHz	Information

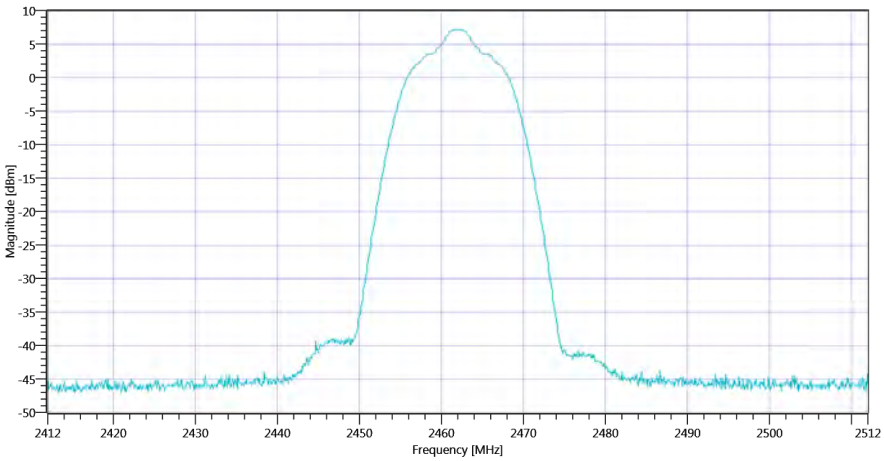

Plot_Common2G4 Peak Output Power conducted 3MHz_3MHz ~ WLAN2G4 b-mode_28112019_091437.png

TEST FINISHED		
General Verdict	28.11.2019 09:14:37 / RT: 24 s	PASS

4. FCC Part 15.247 Bandwidth 6dB DTS ~ WLAN2G4 b-mode

Test References	
TC Start	26.11.2019 08:36:13
System Version	1.0.0.24
Test Specification	FCC Part 15.247
Test Method	99
Class / TC Version / TC ID	TC_VM_FCC15247_Bandwidth_6dB_DTS_V01 Version: 0.0.1 | TCID_FCC15247_1
My Description	FCC 15.247 Bandwidth 6dB DTS - WLAN 2G4 b-mode
Add. Information	

Test Parameter	
Technology to test	WLAN2G4 b-mode
Antenna Port used	1
Temperature	mid
Voltage	mid
Frequency low to test	True | Freq [MHz] 2412
Frequency mid to test	False | Freq [MHz] 2437
Frequency high to test	False | Freq [MHz] 2472
Switched Path	IUT - SignalingUnit - SpectrumAnalyzer
Devices in use	| SA: Rohde&Schwarz,FSV-40,1307.9002K40/101042,3.60

Test at TX 2412 MHz

READ SA SETTINGS:	
RefLevel [dBm] | RefLevelOffset [dB] | InpAtt [dB]	7.10 | 12.49 | 10
Start [MHz] | Stop [MHz]	2392.000 | 2432.000
RBW [MHz] | VBW [MHz]	0.100000 | 0.300000
Detector | TraceMode	POS | MAXH
Sweep: Time [ms] | Count | Points per Section | Type	50 | 200 | 10001 | SWE

RESULT: TC_VM_FCC15247_Bandwidth_6dB_DTS_V01

Test Description	Lower Limit	Upper Limit	Measured	Unit	Verdict
DTS Bandwidth (6dB)	500	---	10052	kHz	PASS

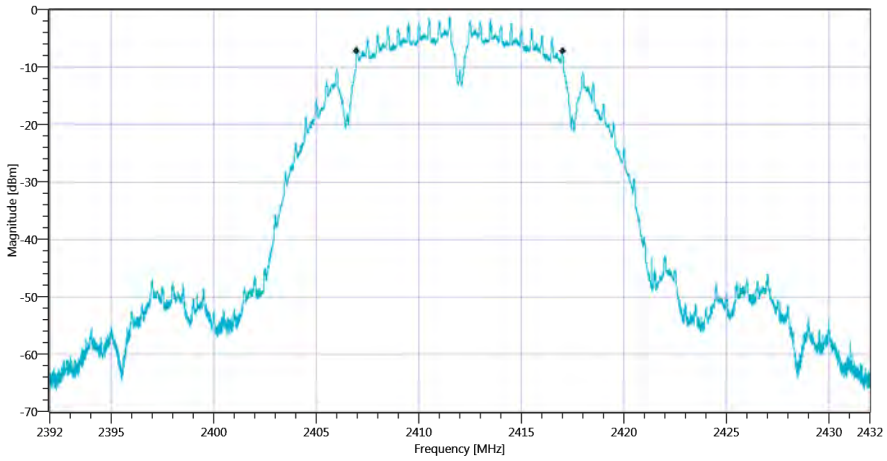

Plot_FCC Part 15.247 Bandwidth 6dB DTS ~ WLAN2G4 b-mode_26112019_083647.png

TEST FINISHED		
General Verdict	26.11.2019 08:36:47 / RT: 33 s	PASS

5. FCC Part 15.247 Bandwidth 6dB DTS ~ WLAN2G4 b-mode

Test References	
TC Start	26.11.2019 08:47:41
System Version	1.0.0.24
Test Specification	FCC Part 15.247
Test Method	99
Class / TC Version / TC ID	TC_VM_FCC15247_Bandwidth_6dB_DTS_V01 Version: 0.0.1 | TCID_FCC15247_1
My Description	FCC 15.247 Bandwidth 6dB DTS - WLAN 2G4 b-mode
Add. Information	

Test Parameter	
Technology to test	WLAN2G4 b-mode
Antenna Port used	1
Temperature	mid
Voltage	mid
Frequency low to test	False | Freq [MHz] 2412
Frequency mid to test	True | Freq [MHz] 2437
Frequency high to test	False | Freq [MHz] 2472
Switched Path	IUT - SignalingUnit - SpectrumAnalyzer
Devices in use	| SA: Rohde&Schwarz,FSV-40,1307.9002K40/101042,3.60

Test at TX 2437 MHz

READ SA SETTINGS:	
RefLevel [dBm] | RefLevelOffset [dB] | InpAtt [dB]	6.21 | 12.5 | 10
Start [MHz] | Stop [MHz]	2417.000 | 2457.000
RBW [MHz] | VBW [MHz]	0.100000 | 0.300000
Detector | TraceMode	POS | MAXH
Sweep: Time [ms] | Count | Points per Section | Type	50 | 200 | 10001 | SWE

RESULT: TC_VM_FCC15247_Bandwidth_6dB_DTS_V01

Test Description	Lower Limit	Upper Limit	Measured	Unit	Verdict
DTS Bandwidth (6dB)	500	---	10052	kHz	PASS

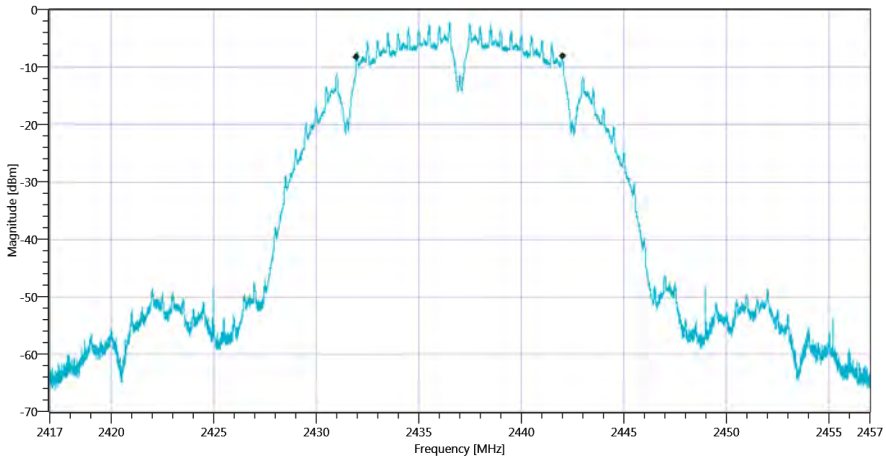

Plot_FCC Part 15.247 Bandwidth 6dB DTS ~ WLAN2G4 b-mode_26112019_084811.png

TEST FINISHED		
General Verdict	26.11.2019 08:48:11 / RT: 30 s	PASS

6. FCC Part 15.247 Bandwidth 6dB DTS ~ WLAN2G4 b-mode

Test References	
TC Start	26.11.2019 09:00:29
System Version	1.0.0.24
Test Specification	FCC Part 15.247
Test Method	99
Class / TC Version / TC ID	TC_VM_FCC15247_Bandwidth_6dB_DTS_V01 Version: 0.0.1 | TCID_FCC15247_1
My Description	FCC 15.247 Bandwidth 6dB DTS - WLAN 2G4 b-mode
Add. Information	

Test Parameter	
Technology to test	WLAN2G4 b-mode
Antenna Port used	1
Temperature	mid
Voltage	mid
Frequency low to test	False | Freq [MHz] 2412
Frequency mid to test	False | Freq [MHz] 2437
Frequency high to test	True | Freq [MHz] 2462
Switched Path	IUT - SignalingUnit - SpectrumAnalyzer
Devices in use	| SA: Rohde&Schwarz,FSV-40,1307.9002K40/101042,3.60

Test at TX 2462 MHz

READ SA SETTINGS:	
RefLevel [dBm] | RefLevelOffset [dB] | InpAtt [dB]	5.90 | 12.52 | 10
Start [MHz] | Stop [MHz]	2442.000 | 2482.000
RBW [MHz] | VBW [MHz]	0.100000 | 0.300000
Detector | TraceMode	POS | MAXH
Sweep: Time [ms] | Count | Points per Section | Type	50 | 200 | 10001 | SWE

RESULT: TC_VM_FCC15247_Bandwidth_6dB_DTS_V01

Test Description	Lower Limit	Upper Limit	Measured	Unit	Verdict
DTS Bandwidth (6dB)	500	---	10048	kHz	PASS

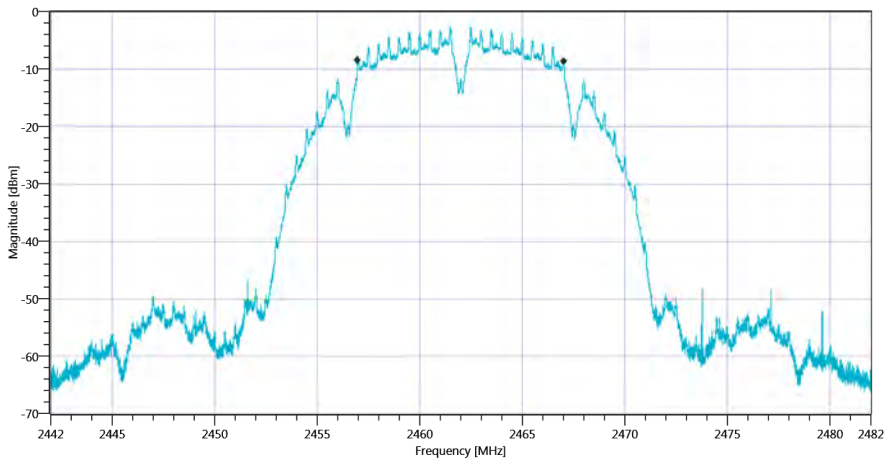

Plot_FCC Part 15.247 Bandwidth 6dB DTS ~ WLAN2G4 b-mode_26112019_090056.png

TEST FINISHED		
General Verdict	26.11.2019 09:00:56 / RT: 27 s	PASS

7. FCC Part 15.247 Bandwidth 6dB DTS ~ WLAN2G4 g-mode

Test References	
TC Start	26.11.2019 09:11:47
System Version	1.0.0.24
Test Specification	FCC Part 15.247
Test Method	99
Class / TC Version / TC ID	TC_VM_FCC15247_Bandwidth_6dB_DTS_V01 Version: 0.0.1 | TCID_FCC15247_1
My Description	FCC 15.247 Bandwidth 6dB DTS - WLAN 2G4 g-mode
Add. Information	

Test Parameter	
Technology to test	WLAN2G4 g-mode
Antenna Port used	1
Temperature	mid
Voltage	mid
Frequency low to test	True | Freq [MHz] 2412
Frequency mid to test	False | Freq [MHz] 2437
Frequency high to test	False | Freq [MHz] 2462
Switched Path	IUT - SignalingUnit - SpectrumAnalyzer
Devices in use	| SA: Rohde&Schwarz,FSV-40,1307.9002K40/101042,3.60

Test at TX 2412 MHz

READ SA SETTINGS:	
RefLevel [dBm] | RefLevelOffset [dB] | InpAtt [dB]	4.88 | 12.49 | 10
Start [MHz] | Stop [MHz]	2392.000 | 2432.000
RBW [MHz] | VBW [MHz]	0.100000 | 0.300000
Detector | TraceMode	POS | MAXH
Sweep: Time [ms] | Count | Points per Section | Type	50 | 200 | 10001 | SWE

RESULT: TC_VM_FCC15247_Bandwidth_6dB_DTS_V01

Test Description	Lower Limit	Upper Limit	Measured	Unit	Verdict
DTS Bandwidth (6dB)	500	---	16540	kHz	PASS

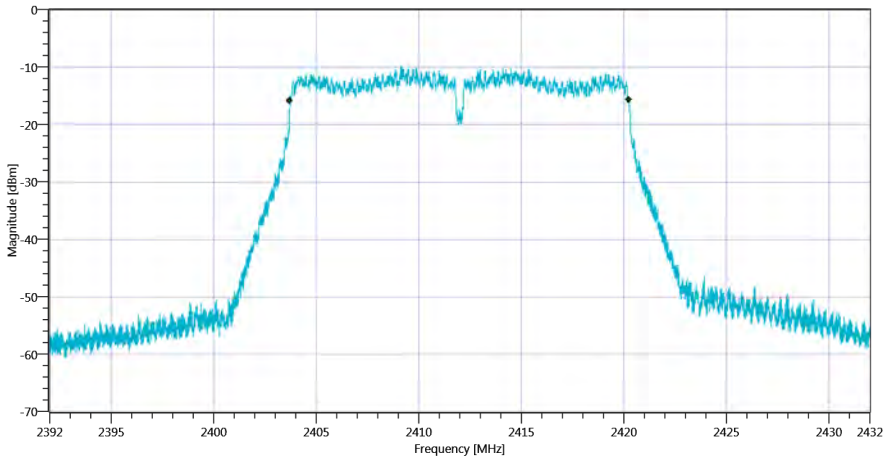

Plot_FCC Part 15.247 Bandwidth 6dB DTS ~ WLAN2G4 g-mode_26112019_091216.png

TEST FINISHED		
General Verdict	26.11.2019 09:12:16 / RT: 28 s	PASS

8. FCC Part 15.247 Bandwidth 6dB DTS ~ WLAN2G4 g-mode

Test References	
TC Start	26.11.2019 09:20:28
System Version	1.0.0.24
Test Specification	FCC Part 15.247
Test Method	99
Class / TC Version / TC ID	TC_VM_FCC15247_Bandwidth_6dB_DTS_V01 Version: 0.0.1 | TCID_FCC15247_1
My Description	FCC 15.247 Bandwidth 6dB DTS - WLAN 2G4 g-mode
Add. Information	

Test Parameter	
Technology to test	WLAN2G4 g-mode
Antenna Port used	1
Temperature	mid
Voltage	mid
Frequency low to test	False | Freq [MHz] 2412
Frequency mid to test	True | Freq [MHz] 2437
Frequency high to test	False | Freq [MHz] 2462
Switched Path	IUT - SignalingUnit - SpectrumAnalyzer
Devices in use	| SA: Rohde&Schwarz,FSV-40,1307.9002K40/101042,3.60

Test at TX 2437 MHz

READ SA SETTINGS:	
RefLevel [dBm] | RefLevelOffset [dB] | InpAtt [dB]	4.02 | 12.5 | 10
Start [MHz] | Stop [MHz]	2417.000 | 2457.000
RBW [MHz] | VBW [MHz]	0.100000 | 0.300000
Detector | TraceMode	POS | MAXH
Sweep: Time [ms] | Count | Points per Section | Type	50 | 200 | 10001 | SWE

RESULT: TC_VM_FCC15247_Bandwidth_6dB_DTS_V01

Test Description	Lower Limit	Upper Limit	Measured	Unit	Verdict
DTS Bandwidth (6dB)	500	---	16440	kHz	PASS

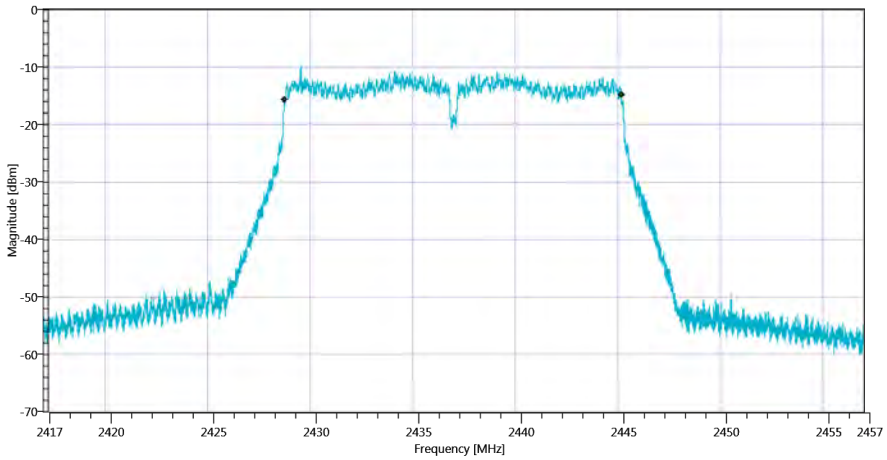

Plot_FCC Part 15.247 Bandwidth 6dB DTS ~ WLAN2G4 g-mode_26112019_092055.png

TEST FINISHED		
General Verdict	26.11.2019 09:20:55 / RT: 26 s	PASS

9. FCC Part 15.247 Bandwidth 6dB DTS ~ WLAN2G4 g-mode

Test References	
TC Start	26.11.2019 09:28:56
System Version	1.0.0.24
Test Specification	FCC Part 15.247
Test Method	99
Class / TC Version / TC ID	TC_VM_FCC15247_Bandwidth_6dB_DTS_V01 Version: 0.0.1 | TCID_FCC15247_1
My Description	FCC 15.247 Bandwidth 6dB DTS - WLAN 2G4 g-mode
Add. Information	

Test Parameter	
Technology to test	WLAN2G4 g-mode
Antenna Port used	1
Temperature	mid
Voltage	mid
Frequency low to test	False | Freq [MHz] 2412
Frequency mid to test	False | Freq [MHz] 2437
Frequency high to test	True | Freq [MHz] 2462
Switched Path	IUT - SignalingUnit - SpectrumAnalyzer
Devices in use	| SA: Rohde&Schwarz,FSV-40,1307.9002K40/101042,3.60

Test at TX 2462 MHz

READ SA SETTINGS:	
RefLevel [dBm] | RefLevelOffset [dB] | InpAtt [dB]	4.29 | 12.52 | 10
Start [MHz] | Stop [MHz]	2442.000 | 2482.000
RBW [MHz] | VBW [MHz]	0.100000 | 0.300000
Detector | TraceMode	POS | MAXH
Sweep: Time [ms] | Count | Points per Section | Type	50 | 200 | 10001 | SWE

RESULT: TC_VM_FCC15247_Bandwidth_6dB_DTS_V01

Test Description	Lower Limit	Upper Limit	Measured	Unit	Verdict
DTS Bandwidth (6dB)	500	---	16512	kHz	PASS

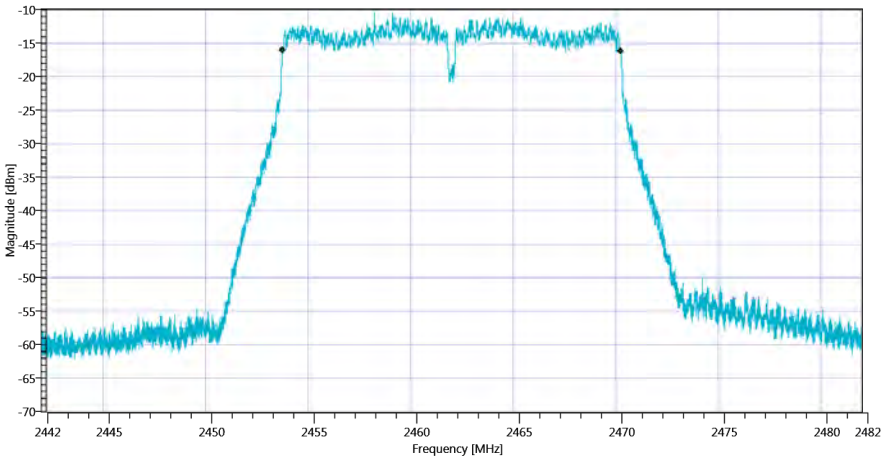

Plot_FCC Part 15.247 Bandwidth 6dB DTS ~ WLAN2G4 g-mode_26112019_092923.png

TEST FINISHED		
General Verdict	26.11.2019 09:29:23 / RT: 27 s	PASS

10. FCC Part 15.247 Bandwidth 6dB DTS ~ WLAN2G4 nHT20-mode

Test References	
TC Start	26.11.2019 09:38:08
System Version	1.0.0.24
Test Specification	FCC Part 15.247
Test Method	99
Class / TC Version / TC ID	TC_VM_FCC15247_Bandwidth_6dB_DTS_V01 Version: 0.0.1 | TCID_FCC15247_1
My Description	FCC 15.247 Bandwidth 6dB DTS - WLAN 2G4 nHT20_mode
Add. Information	

Test Parameter	
Technology to test	WLAN2G4 nHT20-mode
Antenna Port used	1
Temperature	mid
Voltage	mid
Frequency low to test	True | Freq [MHz] 2412
Frequency mid to test	False | Freq [MHz] 2437
Frequency high to test	False | Freq [MHz] 2462
Switched Path	IUT - SignalingUnit - SpectrumAnalyzer
Devices in use	| SA: Rohde&Schwarz,FSV-40,1307.9002K40/101042,3.60

Test at TX 2412 MHz

READ SA SETTINGS:	
RefLevel [dBm] | RefLevelOffset [dB] | InpAtt [dB]	4.75 | 12.49 | 10
Start [MHz] | Stop [MHz]	2392.000 | 2432.000
RBW [MHz] | VBW [MHz]	0.100000 | 0.300000
Detector | TraceMode	POS | MAXH
Sweep: Time [ms] | Count | Points per Section | Type	50 | 200 | 10001 | SWE

RESULT: TC_VM_FCC15247_Bandwidth_6dB_DTS_V01

Test Description	Lower Limit	Upper Limit	Measured	Unit	Verdict
DTS Bandwidth (6dB)	500	---	17556	kHz	PASS

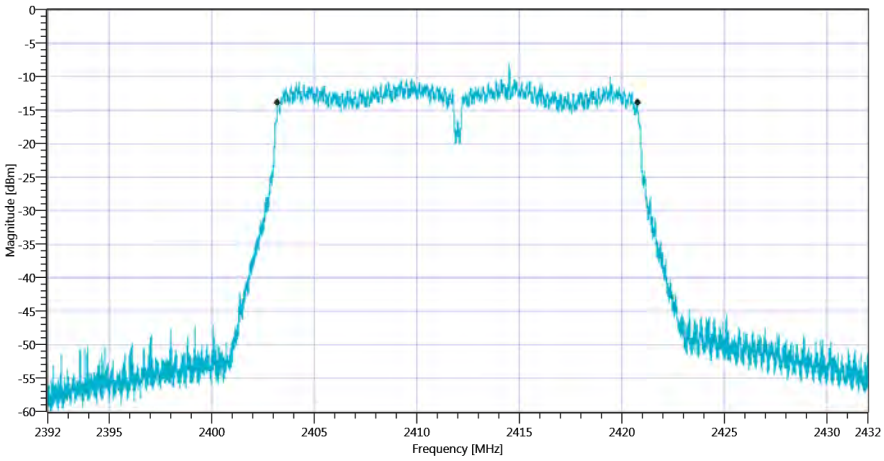

Plot_FCC Part 15.247 Bandwidth 6dB DTS ~ WLAN2G4 nHT20-mode_26112019_093835.png

TEST FINISHED		
General Verdict	26.11.2019 09:38:35 / RT: 27 s	PASS

11. FCC Part 15.247 Bandwidth 6dB DTS ~ WLAN2G4 nHT20-mode

Test References	
TC Start	26.11.2019 09:46:30
System Version	1.0.0.24
Test Specification	FCC Part 15.247
Test Method	99
Class / TC Version / TC ID	TC_VM_FCC15247_Bandwidth_6dB_DTS_V01 Version: 0.0.1 | TCID_FCC15247_1
My Description	FCC 15.247 Bandwidth 6dB DTS - WLAN 2G4 nHT20_mode
Add. Information	

Test Parameter	
Technology to test	WLAN2G4 nHT20-mode
Antenna Port used	1
Temperature	mid
Voltage	mid
Frequency low to test	False | Freq [MHz] 2412
Frequency mid to test	True | Freq [MHz] 2437
Frequency high to test	False | Freq [MHz] 2462
Switched Path	IUT - SignalingUnit - SpectrumAnalyzer
Devices in use	| SA: Rohde&Schwarz,FSV-40,1307.9002K40/101042,3.60

Test at TX 2437 MHz

READ SA SETTINGS:	
RefLevel [dBm] | RefLevelOffset [dB] | InpAtt [dB]	3.95 | 12.5 | 10
Start [MHz] | Stop [MHz]	2417.000 | 2457.000
RBW [MHz] | VBW [MHz]	0.100000 | 0.300000
Detector | TraceMode	POS | MAXH
Sweep: Time [ms] | Count | Points per Section | Type	50 | 200 | 10001 | SWE

RESULT: TC_VM_FCC15247_Bandwidth_6dB_DTS_V01

Test Description	Lower Limit	Upper Limit	Measured	Unit	Verdict
DTS Bandwidth (6dB)	500	---	17628	kHz	PASS

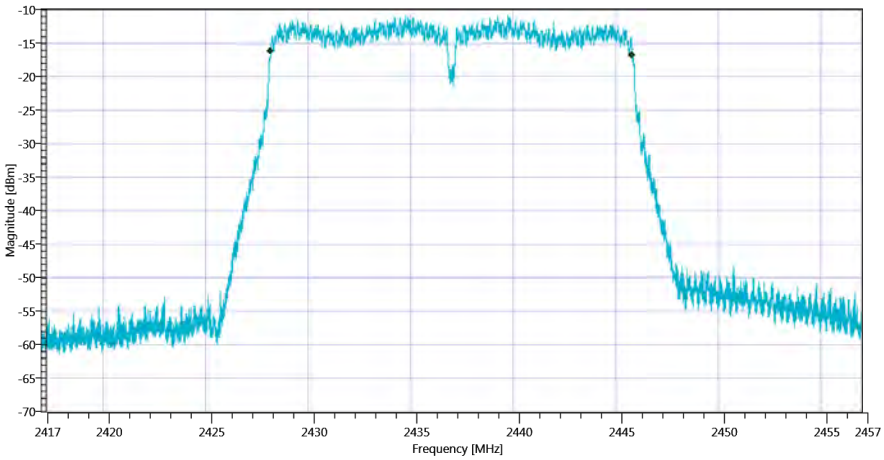

Plot_FCC Part 15.247 Bandwidth 6dB DTS ~ WLAN2G4 nHT20-mode_26112019_094657.png

TEST FINISHED		
General Verdict	26.11.2019 09:46:57 / RT: 27 s	PASS

12. FCC Part 15.247 Bandwidth 6dB DTS ~ WLAN2G4 nHT20-mode

Test References	
TC Start	26.11.2019 09:54:49
System Version	1.0.0.24
Test Specification	FCC Part 15.247
Test Method	99
Class / TC Version / TC ID	TC_VM_FCC15247_Bandwidth_6dB_DTS_V01 Version: 0.0.1 | TCID_FCC15247_1
My Description	FCC 15.247 Bandwidth 6dB DTS - WLAN 2G4 nHT20_mode
Add. Information	

Test Parameter	
Technology to test	WLAN2G4 nHT20-mode
Antenna Port used	1
Temperature	mid
Voltage	mid
Frequency low to test	False | Freq [MHz] 2412
Frequency mid to test	False | Freq [MHz] 2437
Frequency high to test	True | Freq [MHz] 2462
Switched Path	IUT - SignalingUnit - SpectrumAnalyzer
Devices in use	| SA: Rohde&Schwarz,FSV-40,1307.9002K40/101042,3.60

Test at TX 2462 MHz

READ SA SETTINGS:	
RefLevel [dBm] | RefLevelOffset [dB] | InpAtt [dB]	4.40 | 12.52 | 10
Start [MHz] | Stop [MHz]	2442.000 | 2482.000
RBW [MHz] | VBW [MHz]	0.100000 | 0.300000
Detector | TraceMode	POS | MAXH
Sweep: Time [ms] | Count | Points per Section | Type	50 | 200 | 10001 | SWE

RESULT: TC_VM_FCC15247_Bandwidth_6dB_DTS_V01

Test Description	Lower Limit	Upper Limit	Measured	Unit	Verdict
DTS Bandwidth (6dB)	500	---	17632	kHz	PASS

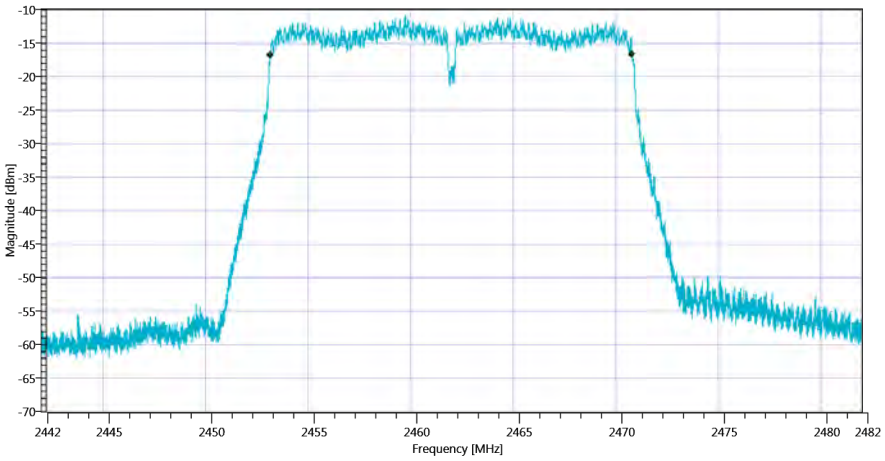

Plot_FCC Part 15.247 Bandwidth 6dB DTS ~ WLAN2G4 nHT20-mode_26112019_095516.png

TEST FINISHED		
General Verdict	26.11.2019 09:55:16 / RT: 26 s	PASS

13. FCC Part 15.247 Bandwidth 6dB DTS ~ WLAN2G4 nHT40-mode

Test References	
TC Start	26.11.2019 10:08:57
System Version	1.0.0.24
Test Specification	FCC Part 15.247
Test Method	99
Class / TC Version / TC ID	TC_VM_FCC15247_Bandwidth_6dB_DTS_V01 Version: 0.0.1 | TCID_FCC15247_1
My Description	FCC 15.247 Bandwidth 6dB DTS - WLAN 2G4 nHT40_mode
Add. Information	

Test Parameter	
Technology to test	WLAN2G4 nHT40-mode
Antenna Port used	1
Temperature	mid
Voltage	mid
Frequency low to test	True | Freq [MHz] 2422
Frequency mid to test	False | Freq [MHz] 2437
Frequency high to test	False | Freq [MHz] 2452
Switched Path	IUT - SignalingUnit - SpectrumAnalyzer
Devices in use	| SA: Rohde&Schwarz,FSV-40,1307.9002K40/101042,3.60

Test at TX 2422 MHz

READ SA SETTINGS:	
RefLevel [dBm] | RefLevelOffset [dB] | InpAtt [dB]	1.63 | 12.5 | 5
Start [MHz] | Stop [MHz]	2382.000 | 2462.000
RBW [MHz] | VBW [MHz]	0.100000 | 0.300000
Detector | TraceMode	POS | MAXH
Sweep: Time [ms] | Count | Points per Section | Type	50 | 200 | 10001 | SWE

RESULT: TC_VM_FCC15247_Bandwidth_6dB_DTS_V01

Test Description	Lower Limit	Upper Limit	Measured	Unit	Verdict
DTS Bandwidth (6dB)	500	---	36312	kHz	PASS

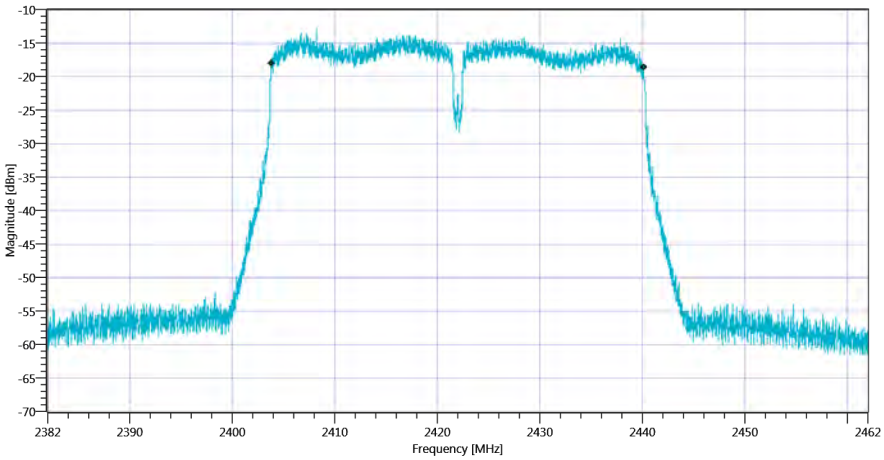

Plot_FCC Part 15.247 Bandwidth 6dB DTS ~ WLAN2G4 nHT40-mode_26112019_100921.png

TEST FINISHED		
General Verdict	26.11.2019 10:09:21 / RT: 24 s	PASS

14. FCC Part 15.247 Bandwidth 6dB DTS ~ WLAN2G4 nHT40-mode

Test References	
TC Start	26.11.2019 10:19:25
System Version	1.0.0.24
Test Specification	FCC Part 15.247
Test Method	99
Class / TC Version / TC ID	TC_VM_FCC15247_Bandwidth_6dB_DTS_V01 Version: 0.0.1 | TCID_FCC15247_1
My Description	FCC 15.247 Bandwidth 6dB DTS - WLAN 2G4 nHT40_mode
Add. Information	

Test Parameter	
Technology to test	WLAN2G4 nHT40-mode
Antenna Port used	1
Temperature	mid
Voltage	mid
Frequency low to test	False | Freq [MHz] 2422
Frequency mid to test	True | Freq [MHz] 2437
Frequency high to test	False | Freq [MHz] 2452
Switched Path	IUT - SignalingUnit - SpectrumAnalyzer
Devices in use	| SA: Rohde&Schwarz,FSV-40,1307.9002K40/101042,3.60

Test at TX 2437 MHz

READ SA SETTINGS:	
RefLevel [dBm] | RefLevelOffset [dB] | InpAtt [dB]	1.22 | 12.5 | 5
Start [MHz] | Stop [MHz]	2397.000 | 2477.000
RBW [MHz] | VBW [MHz]	0.100000 | 0.300000
Detector | TraceMode	POS | MAXH
Sweep: Time [ms] | Count | Points per Section | Type	50 | 200 | 10001 | SWE

RESULT: TC_VM_FCC15247_Bandwidth_6dB_DTS_V01

Test Description	Lower Limit	Upper Limit	Measured	Unit	Verdict
DTS Bandwidth (6dB)	500	---	36352	kHz	PASS

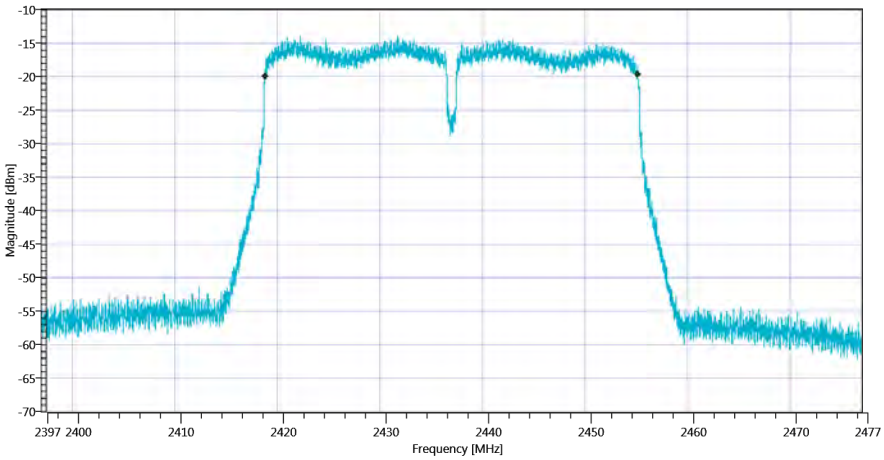

Plot_FCC Part 15.247 Bandwidth 6dB DTS ~ WLAN2G4 nHT40-mode_26112019_101950.png

TEST FINISHED		
General Verdict	26.11.2019 10:19:50 / RT: 24 s	PASS

15. FCC Part 15.247 Bandwidth 6dB DTS ~ WLAN2G4 nHT40-mode

Test References	
TC Start	26.11.2019 10:27:59
System Version	1.0.0.24
Test Specification	FCC Part 15.247
Test Method	99
Class / TC Version / TC ID	TC_VM_FCC15247_Bandwidth_6dB_DTS_V01 Version: 0.0.1 | TCID_FCC15247_1
My Description	FCC 15.247 Bandwidth 6dB DTS - WLAN 2G4 nHT40_mode
Add. Information	

Test Parameter	
Technology to test	WLAN2G4 nHT40-mode
Antenna Port used	1
Temperature	mid
Voltage	mid
Frequency low to test	False | Freq [MHz] 2422
Frequency mid to test	False | Freq [MHz] 2437
Frequency high to test	True | Freq [MHz] 2452
Switched Path	IUT - SignalingUnit - SpectrumAnalyzer
Devices in use	| SA: Rohde&Schwarz,FSV-40,1307.9002K40/101042,3.60

Test at TX 2452 MHz

READ SA SETTINGS:	
RefLevel [dBm] | RefLevelOffset [dB] | InpAtt [dB]	0.64 | 12.51 | 5
Start [MHz] | Stop [MHz]	2412.000 | 2492.000
RBW [MHz] | VBW [MHz]	0.100000 | 0.300000
Detector | TraceMode	POS | MAXH
Sweep: Time [ms] | Count | Points per Section | Type	50 | 200 | 10001 | SWE

RESULT: TC_VM_FCC15247_Bandwidth_6dB_DTS_V01

Test Description	Lower Limit	Upper Limit	Measured	Unit	Verdict
DTS Bandwidth (6dB)	500	---	36360	kHz	PASS

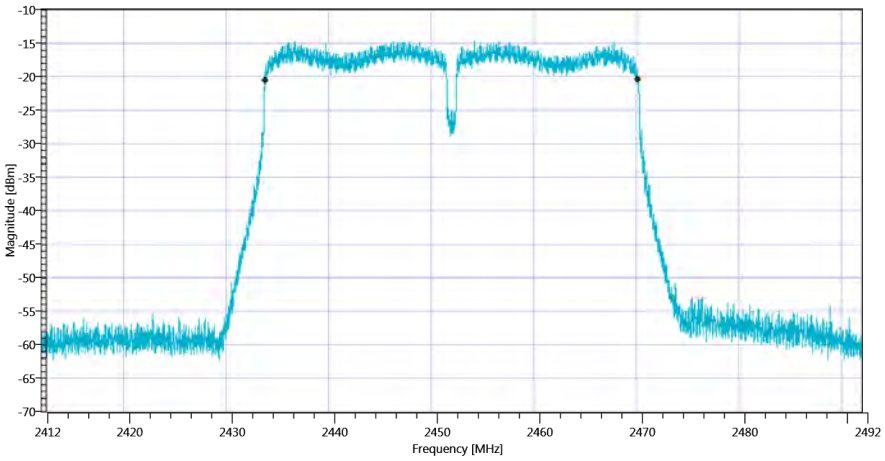

Plot_FCC Part 15.247 Bandwidth 6dB DTS ~ WLAN2G4 nHT40-mode_26112019_102824.png

TEST FINISHED		
General Verdict	26.11.2019 10:28:24 / RT: 24 s	PASS

16. FCC Part 15.247 Bandwidth 99PCT-20dB ~ WLAN2G4 b-mode

Test References	
TC Start	26.11.2019 08:37:33
System Version	1.0.0.24
Test Specification	FCC Part 15.247
Test Method	
Class / TC Version / TC ID	TC_VM_FCC15247_Bandwidth_99PCT_20dB_DTS_FHSS_V01 Version: 0.0.2 | TCID_FCC15247_2
My Description	FCC 15.247 Bandwidth 99PCT-20dB DTS - WLAN 2G4 b-mode
Add. Information	

Test Parameter	
Technology to test	WLAN2G4 b-mode
Antenna Port used	1
Temperature	mid
Voltage	mid
Frequency low to test	True | Freq [MHz] 2412
Frequency mid to test	False | Freq [MHz] 2437
Frequency high to test	False | Freq [MHz] 2472
Switched Path	IUT - SignalingUnit - SpectrumAnalyzer
Devices in use	| SA: Rohde&Schwarz,FSV-40,1307.9002K40/101042,3.60

Test at TX 2412 MHz

READ SA SETTINGS:	
RefLevel [dBm] | RefLevelOffset [dB] | InpAtt [dB]	7.10 | 12.49 | 10
Start [MHz] | Stop [MHz]	2392.000 | 2432.000
RBW [MHz] | VBW [MHz]	0.500000 | 1.000000
Detector | TraceMode	POS | MAXH
Sweep: Time [ms] | Count | Points per Section | Type	50 | 200 | 10001 | SWE

RESULT: TC_VM_FCC15247_Bandwidth_99PCT_20dB_DTS_FHSS_V01

Test Description	Lower Limit	Upper Limit	Measured	Unit	Verdict
Bandwidth 99%	---	---	13287	kHz	Information
T1 99%	2400.000000	---	2405.3167	MHz	PASS
T2 99%	---	2483.500000	2418.6033	MHz	PASS

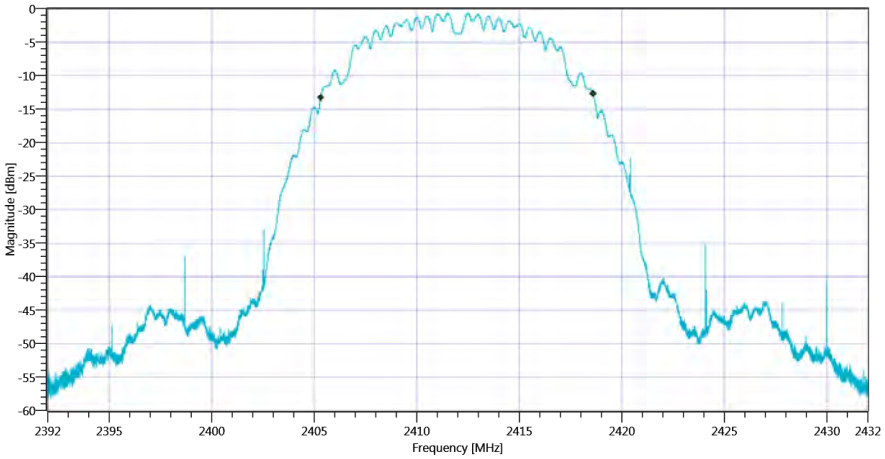

Plot_FCC Part 15.247 Bandwidth 99PCT-20dB ~ WLAN2G4 b-mode 99PCT_26112019_083801.png

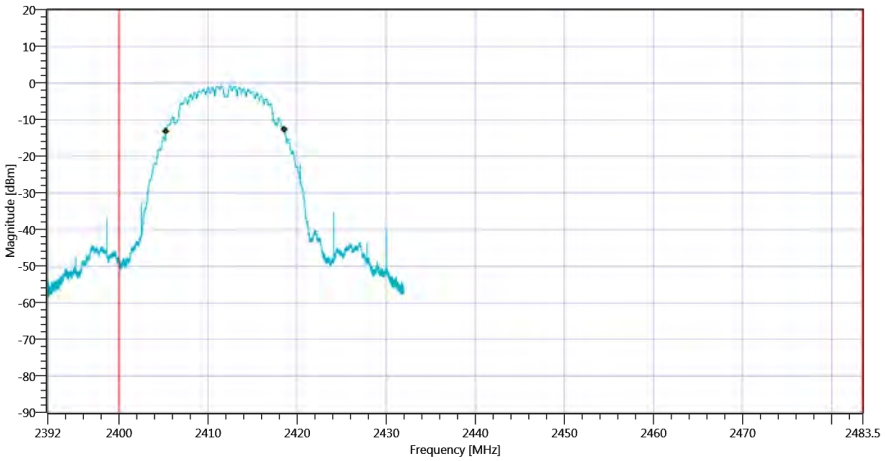

Plot_FCC Part 15.247 Bandwidth 99PCT-20dB ~ WLAN2G4 b-mode_26112019_083804.png

RESULT: TC_VM_FCC15247_Bandwidth_99PCT_20dB_DTS_FHSS_V01

Test Description	Lower Limit	Upper Limit	Measured	Unit	Verdict
Bandwidth 20dB	---	---	15444	kHz	Information
T1 20dB	2400.000000	---	2404.2600	MHz	PASS
T2 20dB	---	2483.500000	2419.7040	MHz	PASS

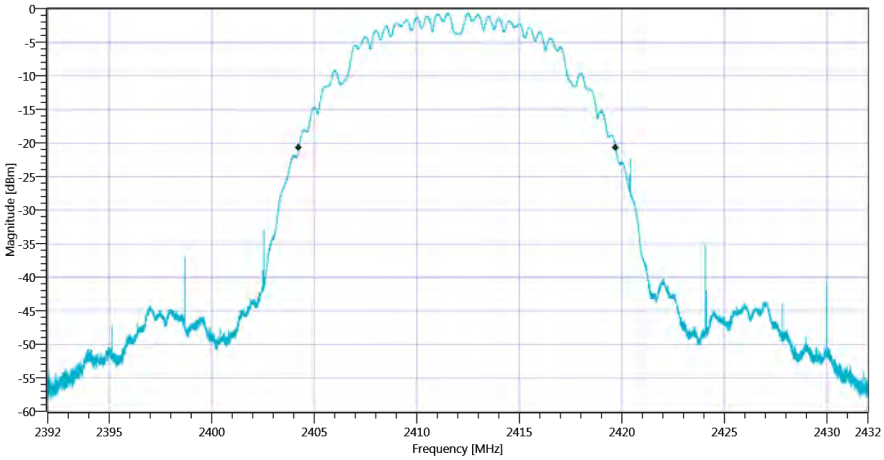

Plot_FCC Part 15.247 Bandwidth 99PCT-20dB ~ WLAN2G4 b-mode 20dB_26112019_083808.png

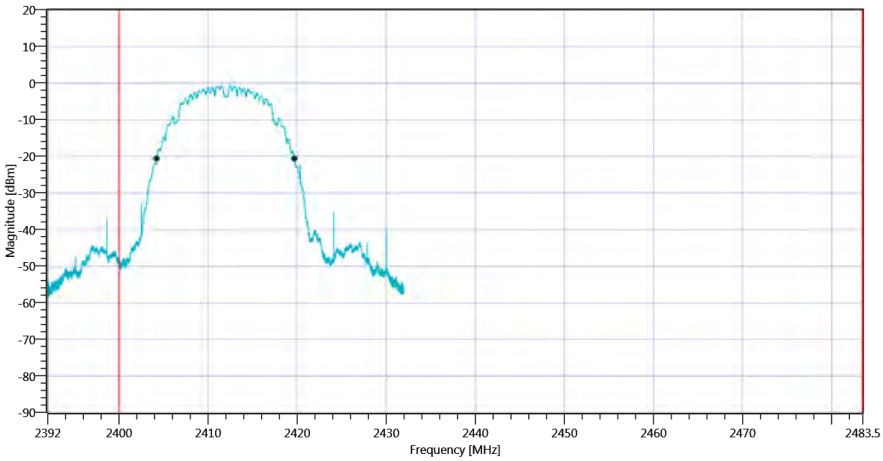

Plot_FCC Part 15.247 Bandwidth 99PCT-20dB ~ WLAN2G4 b-mode_26112019_083811.png

TEST FINISHED		
General Verdict	26.11.2019 08:38:12 / RT: 38 s	PASS

17. FCC Part 15.247 Bandwidth 99PCT-20dB ~ WLAN2G4 b-mode

Test References	
TC Start	26.11.2019 08:48:55
System Version	1.0.0.24
Test Specification	FCC Part 15.247
Test Method	
Class / TC Version / TC ID	TC_VM_FCC15247_Bandwidth_99PCT_20dB_DTS_FHSS_V01 Version: 0.0.2 | TCID_FCC15247_2
My Description	FCC 15.247 Bandwidth 99PCT-20dB DTS - WLAN 2G4 b-mode
Add. Information	

Test Parameter	
Technology to test	WLAN2G4 b-mode
Antenna Port used	1
Temperature	mid
Voltage	mid
Frequency low to test	False | Freq [MHz] 2412
Frequency mid to test	True | Freq [MHz] 2437
Frequency high to test	False | Freq [MHz] 2472
Switched Path	IUT - SignalingUnit - SpectrumAnalyzer
Devices in use	| SA: Rohde&Schwarz,FSV-40,1307.9002K40/101042,3.60

Test at TX 2437 MHz

READ SA SETTINGS:	
RefLevel [dBm] | RefLevelOffset [dB] | InpAtt [dB]	6.27 | 12.5 | 10
Start [MHz] | Stop [MHz]	2417.000 | 2457.000
RBW [MHz] | VBW [MHz]	0.500000 | 1.000000
Detector | TraceMode	POS | MAXH
Sweep: Time [ms] | Count | Points per Section | Type	50 | 200 | 10001 | SWE

RESULT: TC_VM_FCC15247_Bandwidth_99PCT_20dB_DTS_FHSS_V01

Test Description	Lower Limit	Upper Limit	Measured	Unit	Verdict
Bandwidth 99%	---	---	13287	kHz	Information
T1 99%	2400.000000	---	2430.3247	MHz	PASS
T2 99%	---	2483.500000	2443.6113	MHz	PASS

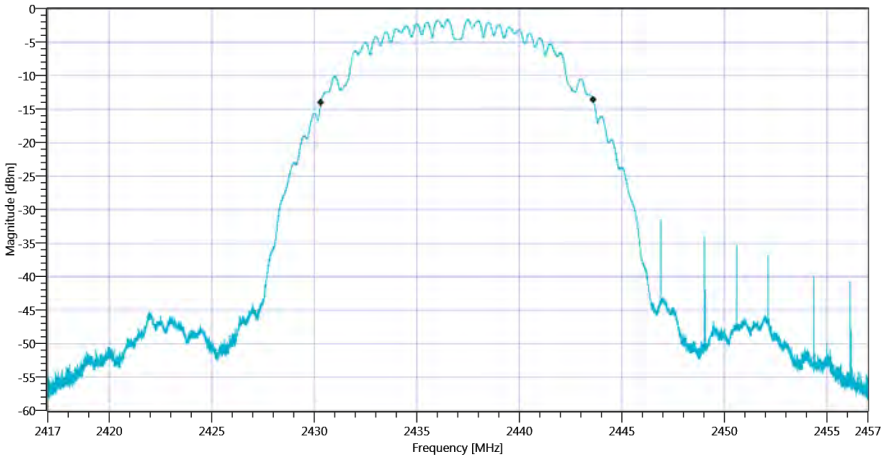

Plot_FCC Part 15.247 Bandwidth 99PCT-20dB ~ WLAN2G4 b-mode 99PCT_26112019_084923.png

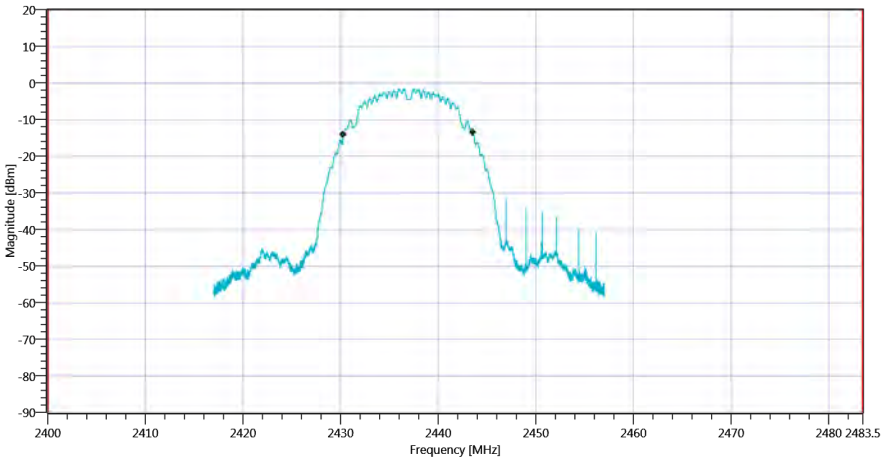

Plot_FCC Part 15.247 Bandwidth 99PCT-20dB ~ WLAN2G4 b-mode_26112019_084926.png

RESULT: TC_VM_FCC15247_Bandwidth_99PCT_20dB_DTS_FHSS_V01

Test Description	Lower Limit	Upper Limit	Measured	Unit	Verdict
Bandwidth 20dB	---	---	15444	kHz	Information
T1 20dB	2400.000000	---	2429.2640	MHz	PASS
T2 20dB	---	2483.500000	2444.7080	MHz	PASS

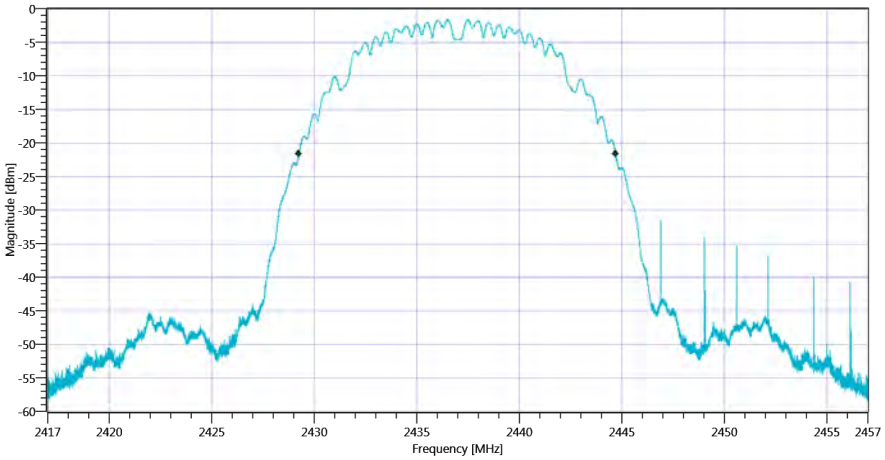

Plot_FCC Part 15.247 Bandwidth 99PCT-20dB ~ WLAN2G4 b-mode 20dB_26112019_084930.png

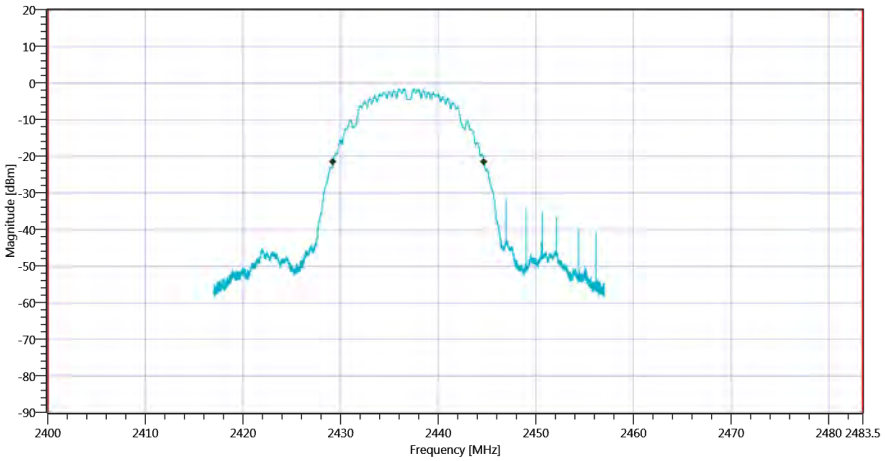

Plot_FCC Part 15.247 Bandwidth 99PCT-20dB ~ WLAN2G4 b-mode_26112019_084933.png

TEST FINISHED		
General Verdict	26.11.2019 08:49:33 / RT: 37 s	PASS

18. FCC Part 15.247 Bandwidth 99PCT-20dB ~ WLAN2G4 b-mode

Test References	
TC Start	26.11.2019 09:01:39
System Version	1.0.0.24
Test Specification	FCC Part 15.247
Test Method	
Class / TC Version / TC ID	TC_VM_FCC15247_Bandwidth_99PCT_20dB_DTS_FHSS_V01 Version: 0.0.2 | TCID_FCC15247_2
My Description	FCC 15.247 Bandwidth 99PCT-20dB DTS - WLAN 2G4 b-mode
Add. Information	

Test Parameter	
Technology to test	WLAN2G4 b-mode
Antenna Port used	1
Temperature	mid
Voltage	mid
Frequency low to test	False | Freq [MHz] 2412
Frequency mid to test	False | Freq [MHz] 2437
Frequency high to test	True | Freq [MHz] 2462
Switched Path	IUT - SignalingUnit - SpectrumAnalyzer
Devices in use	| SA: Rohde&Schwarz,FSV-40,1307.9002K40/101042,3.60

Test at TX 2462 MHz

READ SA SETTINGS:	
RefLevel [dBm] | RefLevelOffset [dB] | InpAtt [dB]	5.94 | 12.52 | 10
Start [MHz] | Stop [MHz]	2442.000 | 2482.000
RBW [MHz] | VBW [MHz]	0.500000 | 1.000000
Detector | TraceMode	POS | MAXH
Sweep: Time [ms] | Count | Points per Section | Type	50 | 200 | 10001 | SWE

RESULT: TC_VM_FCC15247_Bandwidth_99PCT_20dB_DTS_FHSS_V01

Test Description	Lower Limit	Upper Limit	Measured	Unit	Verdict
Bandwidth 99%	---	---	13255	kHz	Information
T1 99%	2400.000000	---	2455.3607	MHz	PASS
T2 99%	---	2483.500000	2468.6153	MHz	PASS

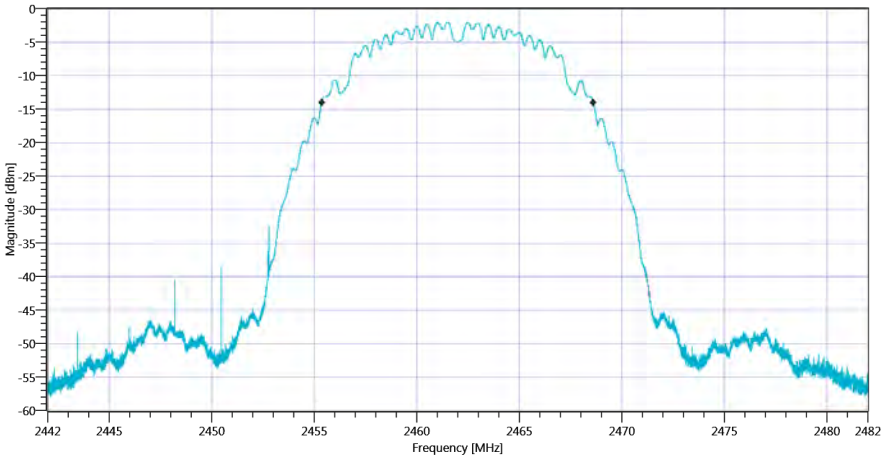

Plot_FCC Part 15.247 Bandwidth 99PCT-20dB ~ WLAN2G4 b-mode 99PCT_26112019_090203.png

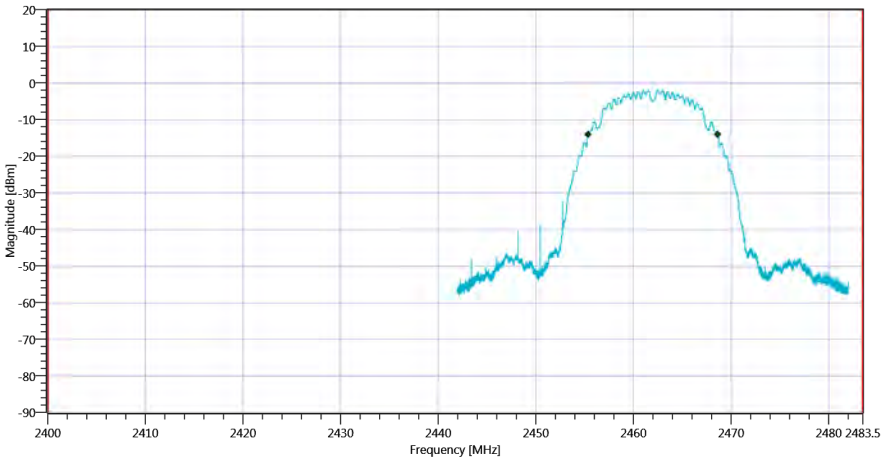

Plot_FCC Part 15.247 Bandwidth 99PCT-20dB ~ WLAN2G4 b-mode_26112019_090206.png

RESULT: TC_VM_FCC15247_Bandwidth_99PCT_20dB_DTS_FHSS_V01

Test Description	Lower Limit	Upper Limit	Measured	Unit	Verdict
Bandwidth 20dB	---	---	15424	kHz	Information
T1 20dB	2400.000000	---	2454.2800	MHz	PASS
T2 20dB	---	2483.500000	2469.7040	MHz	PASS

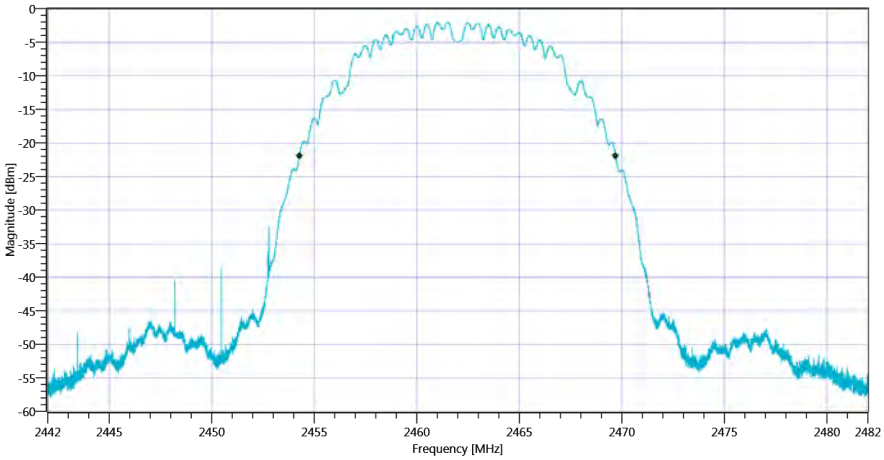

Plot_FCC Part 15.247 Bandwidth 99PCT-20dB ~ WLAN2G4 b-mode 20dB_26112019_090210.png

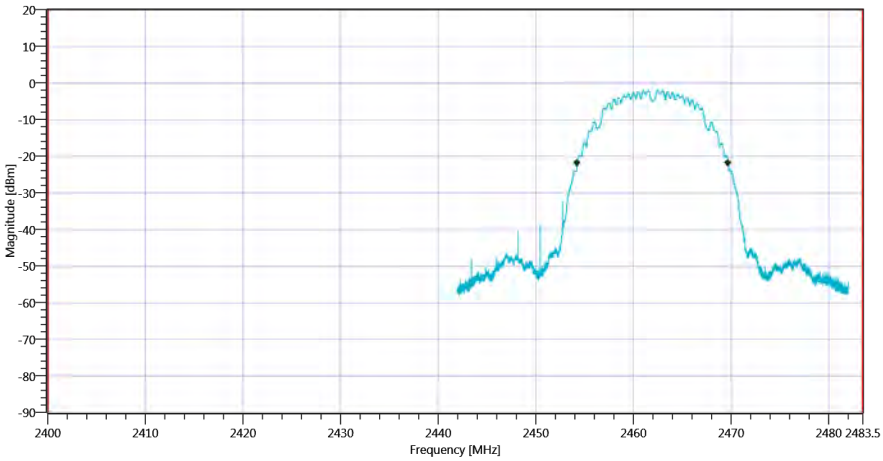

Plot_FCC Part 15.247 Bandwidth 99PCT-20dB ~ WLAN2G4 b-mode_26112019_090213.png

TEST FINISHED		
General Verdict	26.11.2019 09:02:14 / RT: 34 s	PASS

19. FCC Part 15.247 Bandwidth 99PCT-20dB ~ WLAN2G4 g-mode

Test References	
TC Start	26.11.2019 09:12:58
System Version	1.0.0.24
Test Specification	FCC Part 15.247
Test Method	
Class / TC Version / TC ID	TC_VM_FCC15247_Bandwidth_99PCT_20dB_DTS_FHSS_V01 Version: 0.0.2 | TCID_FCC15247_2
My Description	FCC 15.247 Bandwidth 99PCT-20dB DTS - WLAN 2G4 g-mode
Add. Information	

Test Parameter	
Technology to test	WLAN2G4 g-mode
Antenna Port used	1
Temperature	mid
Voltage	mid
Frequency low to test	True | Freq [MHz] 2412
Frequency mid to test	False | Freq [MHz] 2437
Frequency high to test	False | Freq [MHz] 2462
Switched Path	IUT - SignalingUnit - SpectrumAnalyzer
Devices in use	| SA: Rohde&Schwarz,FSV-40,1307.9002K40/101042,3.60

Test at TX 2412 MHz

READ SA SETTINGS:	
RefLevel [dBm] | RefLevelOffset [dB] | InpAtt [dB]	4.96 | 12.49 | 10
Start [MHz] | Stop [MHz]	2392.000 | 2432.000
RBW [MHz] | VBW [MHz]	0.500000 | 1.000000
Detector | TraceMode	POS | MAXH
Sweep: Time [ms] | Count | Points per Section | Type	50 | 200 | 10001 | SWE

RESULT: TC_VM_FCC15247_Bandwidth_99PCT_20dB_DTS_FHSS_V01

Test Description	Lower Limit	Upper Limit	Measured	Unit	Verdict
Bandwidth 99%	---	---	17078	kHz	Information
T1 99%	2400.000000	---	2403.4409	MHz	PASS
T2 99%	---	2483.500000	2420.5191	MHz	PASS

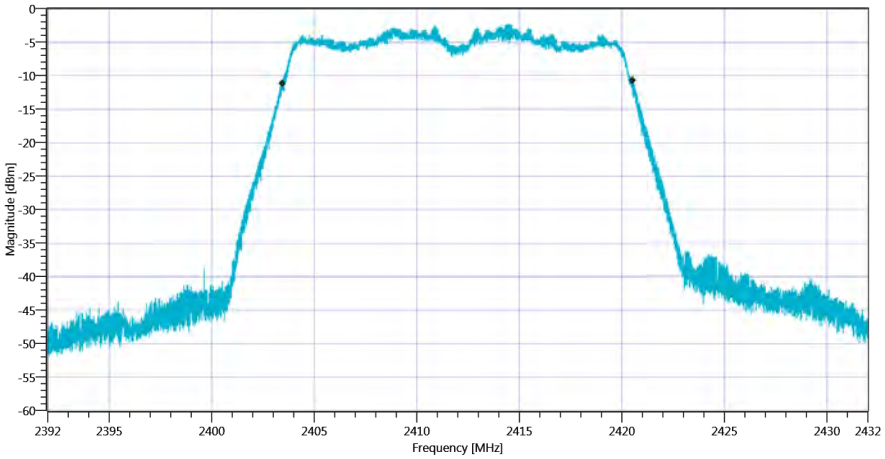

Plot_FCC Part 15.247 Bandwidth 99PCT-20dB ~ WLAN2G4 g-mode 99PCT_26112019_091323.png

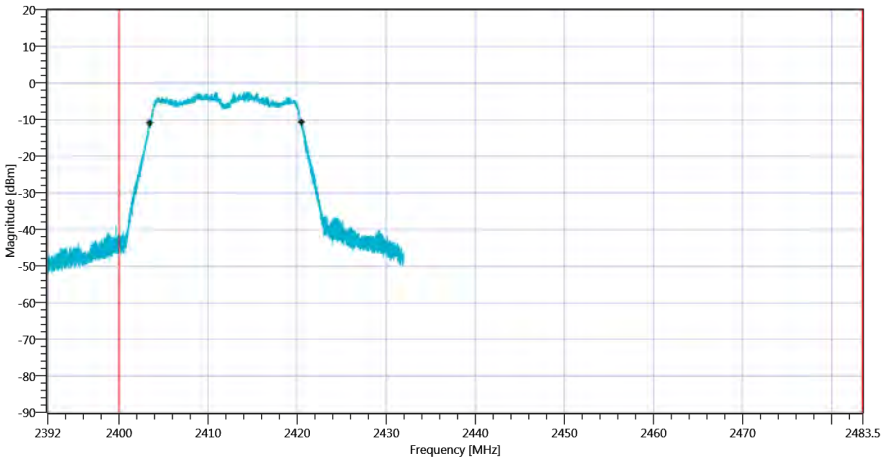

Plot_FCC Part 15.247 Bandwidth 99PCT-20dB ~ WLAN2G4 g-mode_26112019_091326.png

RESULT: TC_VM_FCC15247_Bandwidth_99PCT_20dB_DTS_FHSS_V01

Test Description	Lower Limit	Upper Limit	Measured	Unit	Verdict
Bandwidth 20dB	---	---	19256	kHz	Information
T1 20dB	2400.000000	---	2402.3720	MHz	PASS
T2 20dB	---	2483.500000	2421.6280	MHz	PASS

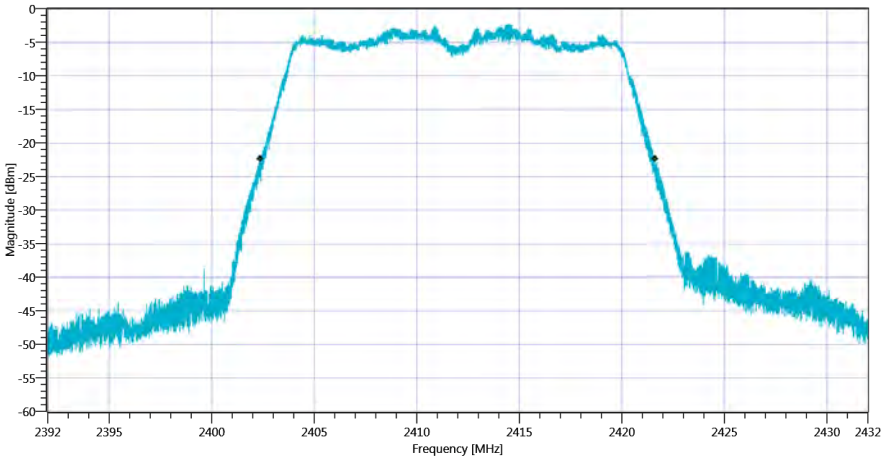

Plot_FCC Part 15.247 Bandwidth 99PCT-20dB ~ WLAN2G4 g-mode 20dB_26112019_091330.png

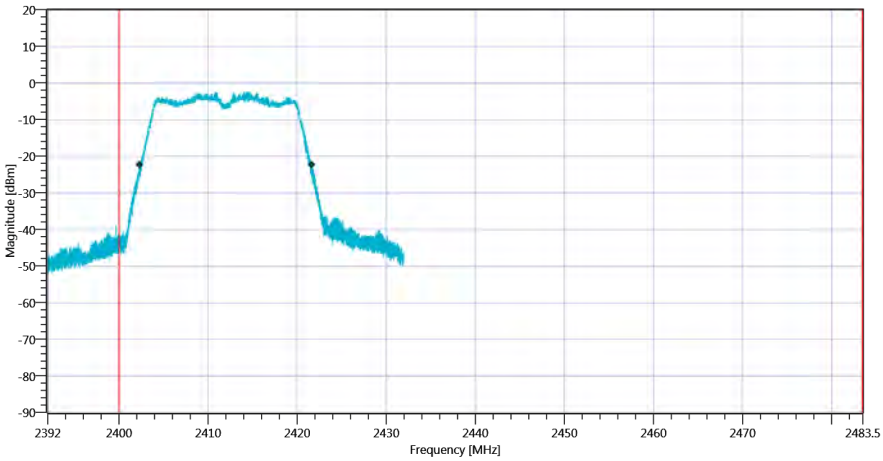

Plot_FCC Part 15.247 Bandwidth 99PCT-20dB ~ WLAN2G4 g-mode_26112019_091333.png

TEST FINISHED		
General Verdict	26.11.2019 09:13:33 / RT: 34 s	PASS

20. FCC Part 15.247 Bandwidth 99PCT-20dB ~ WLAN2G4 g-mode

Test References	
TC Start	26.11.2019 09:21:37
System Version	1.0.0.24
Test Specification	FCC Part 15.247
Test Method	
Class / TC Version / TC ID	TC_VM_FCC15247_Bandwidth_99PCT_20dB_DTS_FHSS_V01 Version: 0.0.2 | TCID_FCC15247_2
My Description	FCC 15.247 Bandwidth 99PCT-20dB DTS - WLAN 2G4 g-mode
Add. Information	

Test Parameter	
Technology to test	WLAN2G4 g-mode
Antenna Port used	1
Temperature	mid
Voltage	mid
Frequency low to test	False | Freq [MHz] 2412
Frequency mid to test	True | Freq [MHz] 2437
Frequency high to test	False | Freq [MHz] 2462
Switched Path	IUT - SignalingUnit - SpectrumAnalyzer
Devices in use	| SA: Rohde&Schwarz,FSV-40,1307.9002K40/101042,3.60

Test at TX 2437 MHz

READ SA SETTINGS:	
RefLevel [dBm] | RefLevelOffset [dB] | InpAtt [dB]	4.85 | 12.5 | 10
Start [MHz] | Stop [MHz]	2417.000 | 2457.000
RBW [MHz] | VBW [MHz]	0.500000 | 1.000000
Detector | TraceMode	POS | MAXH
Sweep: Time [ms] | Count | Points per Section | Type	50 | 200 | 10001 | SWE

RESULT: TC_VM_FCC15247_Bandwidth_99PCT_20dB_DTS_FHSS_V01

Test Description	Lower Limit	Upper Limit	Measured	Unit	Verdict
Bandwidth 99%	---	---	17106	kHz	Information
T1 99%	2400.000000	---	2428.4249	MHz	PASS
T2 99%	---	2483.500000	2445.5311	MHz	PASS

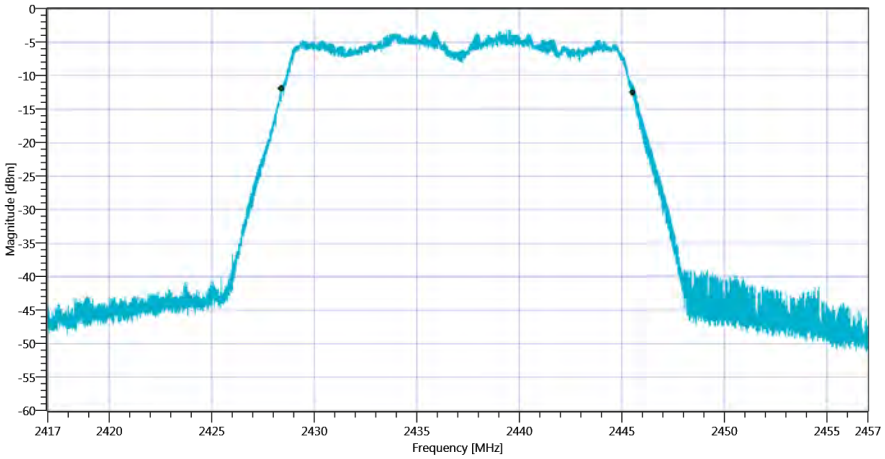

Plot_FCC Part 15.247 Bandwidth 99PCT-20dB ~ WLAN2G4 g-mode 99PCT_26112019_092202.png

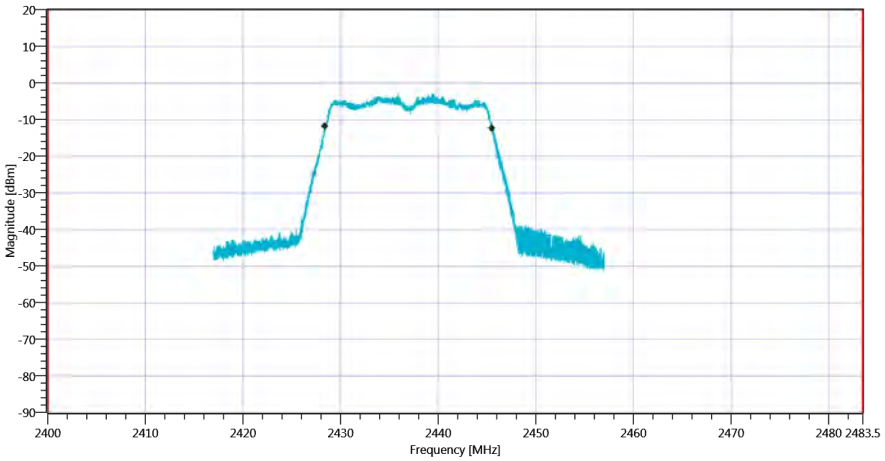

Plot_FCC Part 15.247 Bandwidth 99PCT-20dB ~ WLAN2G4 g-mode_26112019_092205.png

RESULT: TC_VM_FCC15247_Bandwidth_99PCT_20dB_DTS_FHSS_V01

Test Description	Lower Limit	Upper Limit	Measured	Unit	Verdict
Bandwidth 20dB	---	---	19300	kHz	Information
T1 20dB	2400.000000	---	2427.3520	MHz	PASS
T2 20dB	---	2483.500000	2446.6520	MHz	PASS

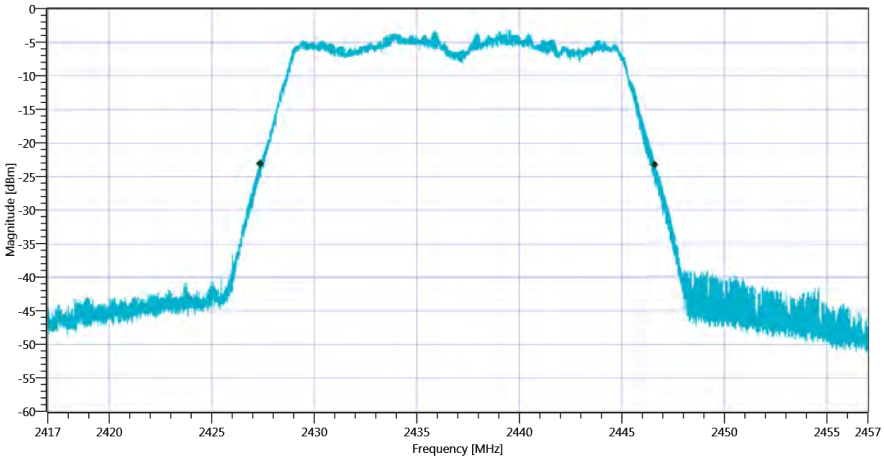

Plot_FCC Part 15.247 Bandwidth 99PCT-20dB ~ WLAN2G4 g-mode 20dB_26112019_092208.png

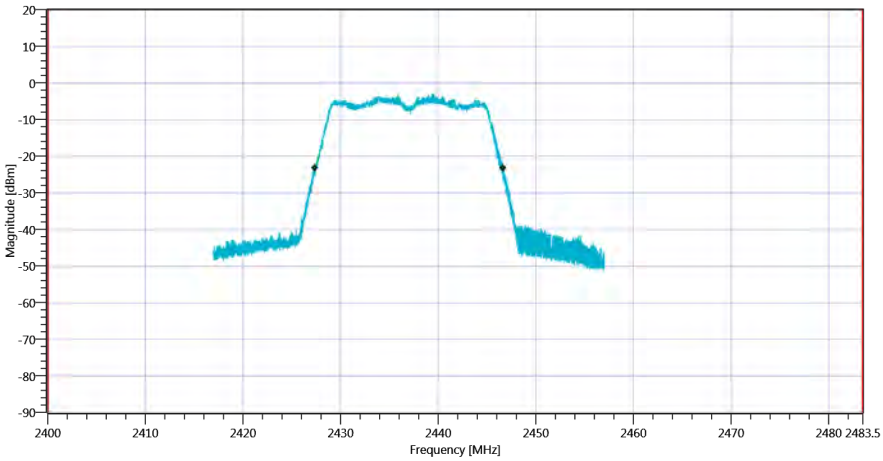

Plot_FCC Part 15.247 Bandwidth 99PCT-20dB ~ WLAN2G4 g-mode_26112019_092212.png

TEST FINISHED		
General Verdict	26.11.2019 09:22:12 / RT: 34 s	PASS

21. FCC Part 15.247 Bandwidth 99PCT-20dB ~ WLAN2G4 g-mode

Test References	
TC Start	26.11.2019 09:30:05
System Version	1.0.0.24
Test Specification	FCC Part 15.247
Test Method	
Class / TC Version / TC ID	TC_VM_FCC15247_Bandwidth_99PCT_20dB_DTS_FHSS_V01 Version: 0.0.2 | TCID_FCC15247_2
My Description	FCC 15.247 Bandwidth 99PCT-20dB DTS - WLAN 2G4 g-mode
Add. Information	

Test Parameter	
Technology to test	WLAN2G4 g-mode
Antenna Port used	1
Temperature	mid
Voltage	mid
Frequency low to test	False | Freq [MHz] 2412
Frequency mid to test	False | Freq [MHz] 2437
Frequency high to test	True | Freq [MHz] 2462
Switched Path	IUT - SignalingUnit - SpectrumAnalyzer
Devices in use	| SA: Rohde&Schwarz,FSV-40,1307.9002K40/101042,3.60

Test at TX 2462 MHz

READ SA SETTINGS:	
RefLevel [dBm] | RefLevelOffset [dB] | InpAtt [dB]	4.54 | 12.52 | 10
Start [MHz] | Stop [MHz]	2442.000 | 2482.000
RBW [MHz] | VBW [MHz]	0.500000 | 1.000000
Detector | TraceMode	POS | MAXH
Sweep: Time [ms] | Count | Points per Section | Type	50 | 200 | 10001 | SWE

RESULT: TC_VM_FCC15247_Bandwidth_99PCT_20dB_DTS_FHSS_V01

Test Description	Lower Limit	Upper Limit	Measured	Unit	Verdict
Bandwidth 99%	---	---	17086	kHz	Information
T1 99%	2400.000000	---	2453.4529	MHz	PASS
T2 99%	---	2483.500000	2470.5391	MHz	PASS

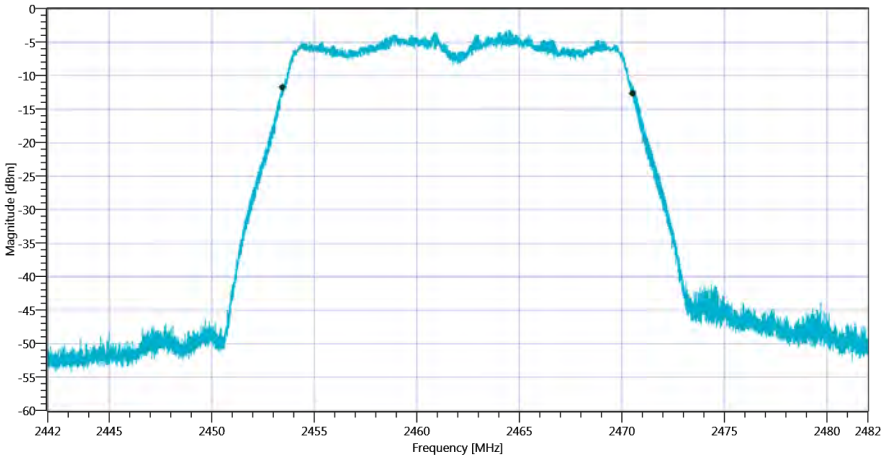

Plot_FCC Part 15.247 Bandwidth 99PCT-20dB ~ WLAN2G4 g-mode 99PCT_26112019_093030.png

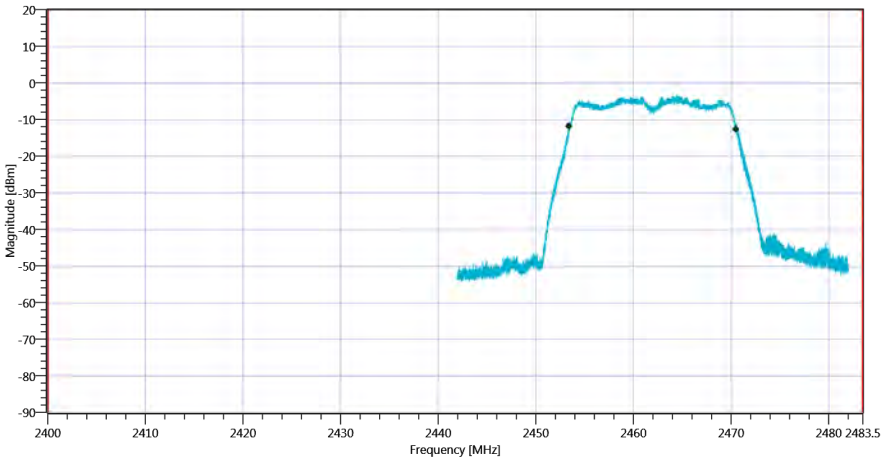

Plot_FCC Part 15.247 Bandwidth 99PCT-20dB ~ WLAN2G4 g-mode_26112019_093033.png

RESULT: TC_VM_FCC15247_Bandwidth_99PCT_20dB_DTS_FHSS_V01

Test Description	Lower Limit	Upper Limit	Measured	Unit	Verdict
Bandwidth 20dB	---	---	19184	kHz	Information
T1 20dB	2400.000000	---	2452.4320	MHz	PASS
T2 20dB	---	2483.500000	2471.6160	MHz	PASS

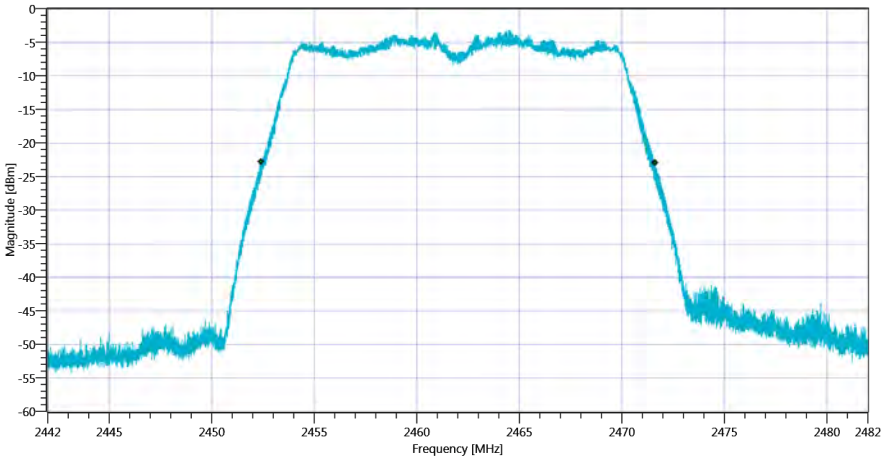

Plot_FCC Part 15.247 Bandwidth 99PCT-20dB ~ WLAN2G4 g-mode 20dB_26112019_093037.png

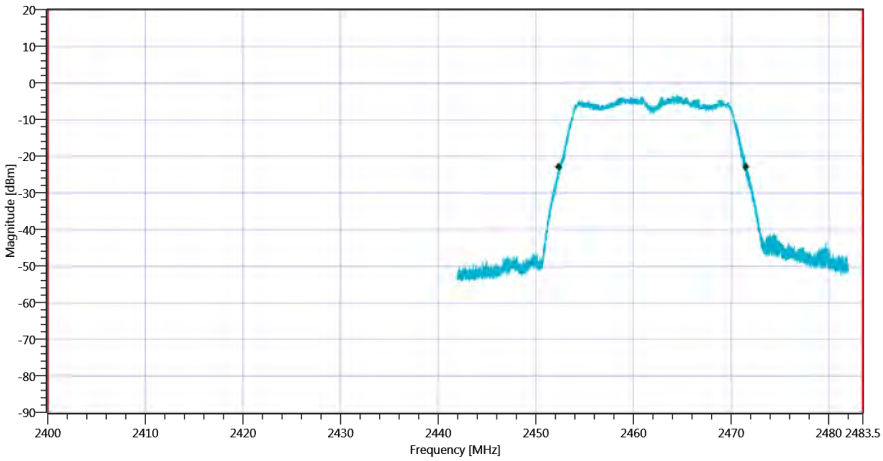

Plot_FCC Part 15.247 Bandwidth 99PCT-20dB ~ WLAN2G4 g-mode_26112019_093040.png

TEST FINISHED		
General Verdict	26.11.2019 09:30:40 / RT: 34 s	PASS

22. FCC Part 15.247 Bandwidth 99PCT-20dB ~ WLAN2G4 nHT20-mode

Test References	
TC Start	26.11.2019 09:39:18
System Version	1.0.0.24
Test Specification	FCC Part 15.247
Test Method	
Class / TC Version / TC ID	TC_VM_FCC15247_Bandwidth_99PCT_20dB_DTS_FHSS_V01 Version: 0.0.2 | TCID_FCC15247_2
My Description	FCC 15.247 Bandwidth 99PCT-20dB DTS - WLAN 2G4 nHT20_mode
Add. Information	

Test Parameter	
Technology to test	WLAN2G4 nHT20-mode
Antenna Port used	1
Temperature	mid
Voltage	mid
Frequency low to test	True | Freq [MHz] 2412
Frequency mid to test	False | Freq [MHz] 2437
Frequency high to test	False | Freq [MHz] 2462
Switched Path	IUT - SignalingUnit - SpectrumAnalyzer
Devices in use	| SA: Rohde&Schwarz,FSV-40,1307.9002K40/101042,3.60

Test at TX 2412 MHz

READ SA SETTINGS:	
RefLevel [dBm] | RefLevelOffset [dB] | InpAtt [dB]	4.62 | 12.49 | 10
Start [MHz] | Stop [MHz]	2392.000 | 2432.000
RBW [MHz] | VBW [MHz]	0.500000 | 1.000000
Detector | TraceMode	POS | MAXH
Sweep: Time [ms] | Count | Points per Section | Type	50 | 200 | 10001 | SWE

RESULT: TC_VM_FCC15247_Bandwidth_99PCT_20dB_DTS_FHSS_V01

Test Description	Lower Limit	Upper Limit	Measured	Unit	Verdict
Bandwidth 99%	---	---	17902	kHz	Information
T1 99%	2400.000000	---	2403.0289	MHz	PASS
T2 99%	---	2483.500000	2420.9311	MHz	PASS

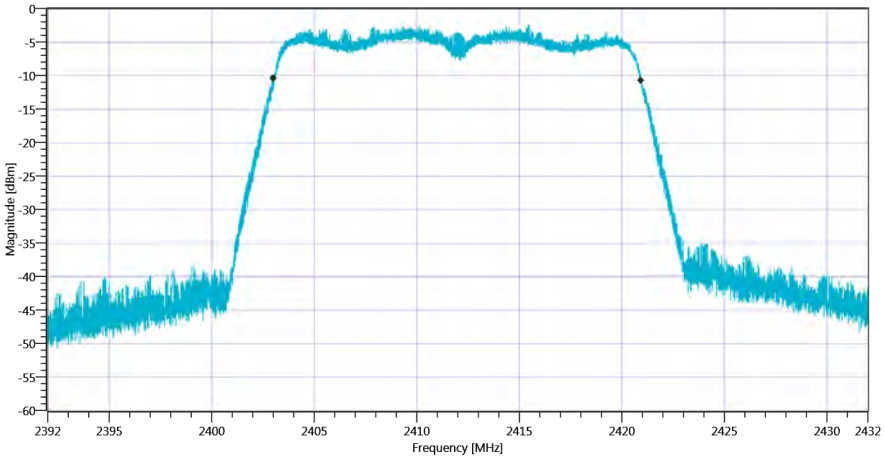

Plot_FCC Part 15.247 Bandwidth 99PCT-20dB ~ WLAN2G4 nHT20-mode 99PCT_26112019_093942.png

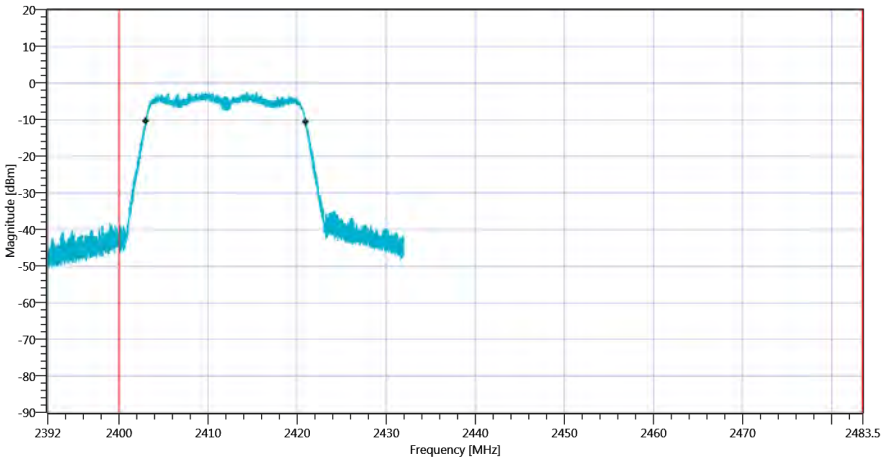

Plot_FCC Part 15.247 Bandwidth 99PCT-20dB ~ WLAN2G4 nHT20-mode_26112019_093945.png

RESULT: TC_VM_FCC15247_Bandwidth_99PCT_20dB_DTS_FHSS_V01

Test Description	Lower Limit	Upper Limit	Measured	Unit	Verdict
Bandwidth 20dB	---	---	19936	kHz	Information
T1 20dB	2400.000000	---	2402.0280	MHz	PASS
T2 20dB	---	2483.500000	2421.9640	MHz	PASS

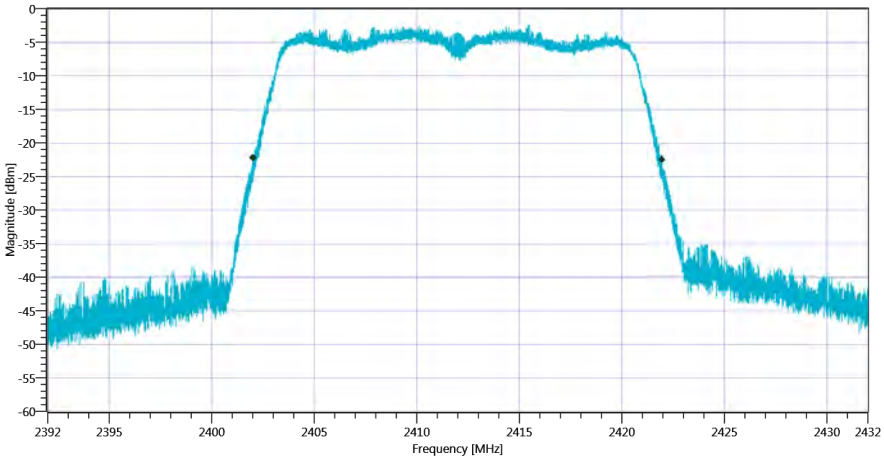

Plot_FCC Part 15.247 Bandwidth 99PCT-20dB ~ WLAN2G4 nHT20-mode 20dB_26112019_093949.png

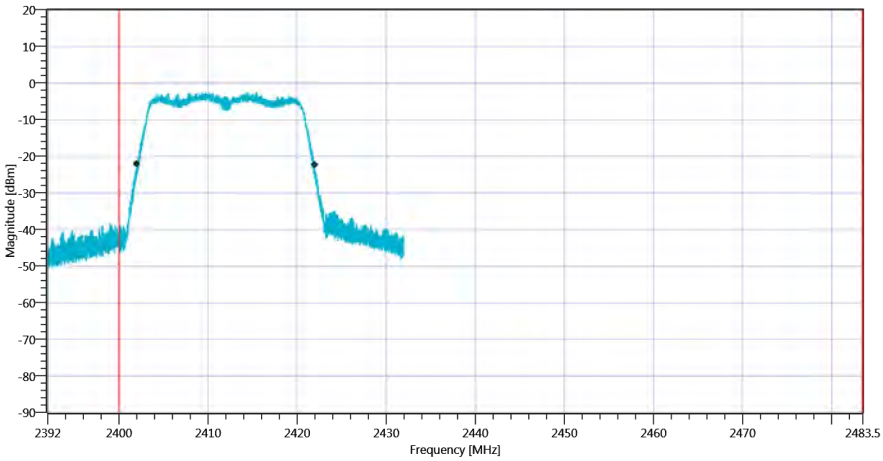

Plot_FCC Part 15.247 Bandwidth 99PCT-20dB ~ WLAN2G4 nHT20-mode_26112019_093952.png

TEST FINISHED		
General Verdict	26.11.2019 09:39:52 / RT: 34 s	PASS

23. FCC Part 15.247 Bandwidth 99PCT-20dB ~ WLAN2G4 nHT20-mode

Test References	
TC Start	26.11.2019 09:47:39
System Version	1.0.0.24
Test Specification	FCC Part 15.247
Test Method	
Class / TC Version / TC ID	TC_VM_FCC15247_Bandwidth_99PCT_20dB_DTS_FHSS_V01 Version: 0.0.2 | TCID_FCC15247_2
My Description	FCC 15.247 Bandwidth 99PCT-20dB DTS - WLAN 2G4 nHT20_mode
Add. Information	

Test Parameter	
Technology to test	WLAN2G4 nHT20-mode
Antenna Port used	1
Temperature	mid
Voltage	mid
Frequency low to test	False | Freq [MHz] 2412
Frequency mid to test	True | Freq [MHz] 2437
Frequency high to test	False | Freq [MHz] 2462
Switched Path	IUT - SignalingUnit - SpectrumAnalyzer
Devices in use	| SA: Rohde&Schwarz,FSV-40,1307.9002K40/101042,3.60

Test at TX 2437 MHz

READ SA SETTINGS:	
RefLevel [dBm] | RefLevelOffset [dB] | InpAtt [dB]	4.01 | 12.5 | 10
Start [MHz] | Stop [MHz]	2417.000 | 2457.000
RBW [MHz] | VBW [MHz]	0.500000 | 1.000000
Detector | TraceMode	POS | MAXH
Sweep: Time [ms] | Count | Points per Section | Type	50 | 200 | 10001 | SWE

RESULT: TC_VM_FCC15247_Bandwidth_99PCT_20dB_DTS_FHSS_V01

Test Description	Lower Limit	Upper Limit	Measured	Unit	Verdict
Bandwidth 99%	---	---	17918	kHz	Information
T1 99%	2400.000000	---	2428.0169	MHz	PASS
T2 99%	---	2483.500000	2445.9351	MHz	PASS

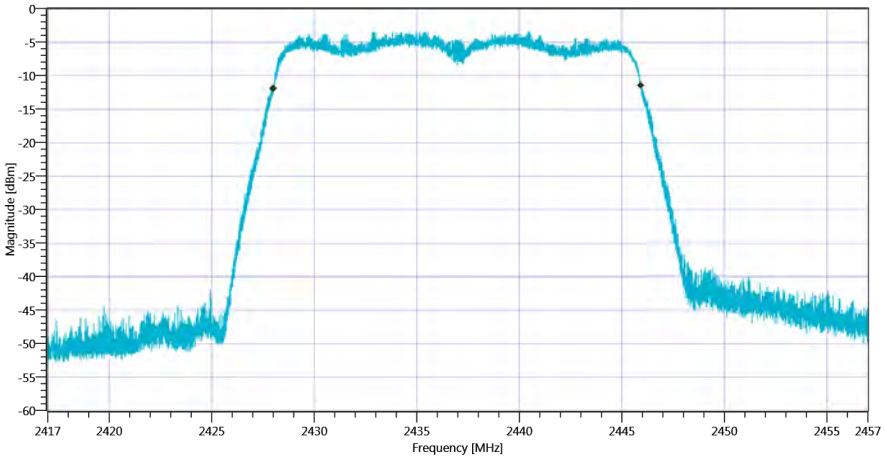

Plot_FCC Part 15.247 Bandwidth 99PCT-20dB ~ WLAN2G4 nHT20-mode 99PCT_26112019_094803.png

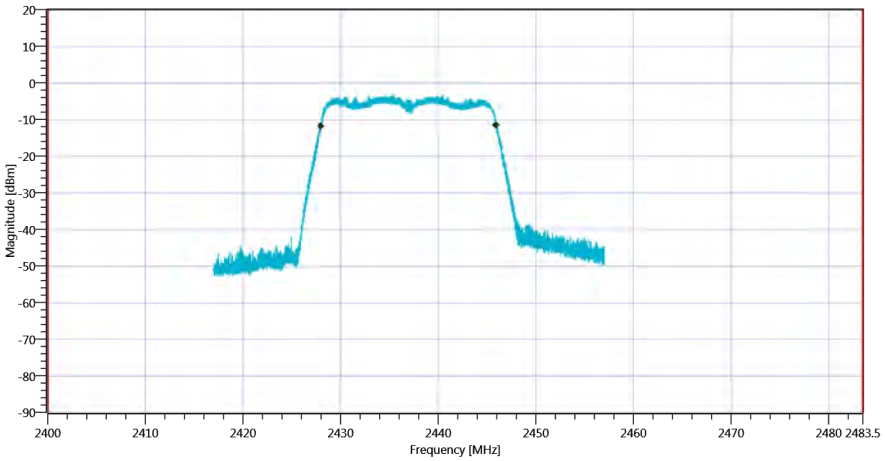

Plot_FCC Part 15.247 Bandwidth 99PCT-20dB ~ WLAN2G4 nHT20-mode_26112019_094806.png

RESULT: TC_VM_FCC15247_Bandwidth_99PCT_20dB_DTS_FHSS_V01

Test Description	Lower Limit	Upper Limit	Measured	Unit	Verdict
Bandwidth 20dB	---	---	19876	kHz	Information
T1 20dB	2400.000000	---	2427.0600	MHz	PASS
T2 20dB	---	2483.500000	2446.9360	MHz	PASS

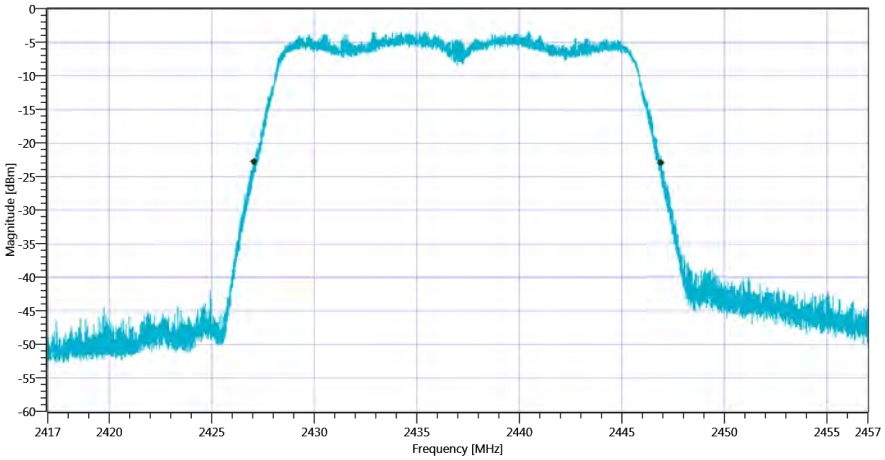

Plot_FCC Part 15.247 Bandwidth 99PCT-20dB ~ WLAN2G4 nHT20-mode 20dB_26112019_094810.png

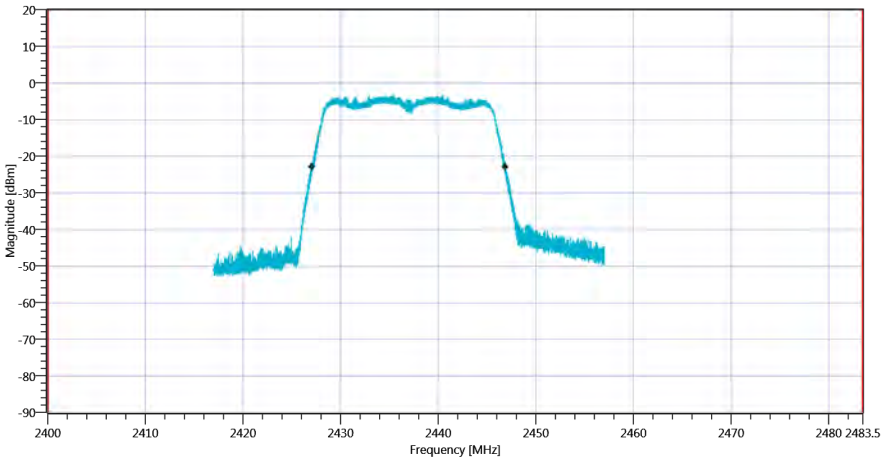

Plot_FCC Part 15.247 Bandwidth 99PCT-20dB ~ WLAN2G4 nHT20-mode_26112019_094813.png

TEST FINISHED		
General Verdict	26.11.2019 09:48:14 / RT: 34 s	PASS

24. FCC Part 15.247 Bandwidth 99PCT-20dB ~ WLAN2G4 nHT20-mode

Test References	
TC Start	26.11.2019 09:55:58
System Version	1.0.0.24
Test Specification	FCC Part 15.247
Test Method	
Class / TC Version / TC ID	TC_VM_FCC15247_Bandwidth_99PCT_20dB_DTS_FHSS_V01 Version: 0.0.2 | TCID_FCC15247_2
My Description	FCC 15.247 Bandwidth 99PCT-20dB DTS - WLAN 2G4 nHT20_mode
Add. Information	

Test Parameter	
Technology to test	WLAN2G4 nHT20-mode
Antenna Port used	1
Temperature	mid
Voltage	mid
Frequency low to test	False | Freq [MHz] 2412
Frequency mid to test	False | Freq [MHz] 2437
Frequency high to test	True | Freq [MHz] 2462
Switched Path	IUT - SignalingUnit - SpectrumAnalyzer
Devices in use	| SA: Rohde&Schwarz,FSV-40,1307.9002K40/101042,3.60

Test at TX 2462 MHz

READ SA SETTINGS:	
RefLevel [dBm] | RefLevelOffset [dB] | InpAtt [dB]	4.10 | 12.52 | 10
Start [MHz] | Stop [MHz]	2442.000 | 2482.000
RBW [MHz] | VBW [MHz]	0.500000 | 1.000000
Detector | TraceMode	POS | MAXH
Sweep: Time [ms] | Count | Points per Section | Type	50 | 200 | 10001 | SWE

RESULT: TC_VM_FCC15247_Bandwidth_99PCT_20dB_DTS_FHSS_V01

Test Description	Lower Limit	Upper Limit	Measured	Unit	Verdict
Bandwidth 99%	---	---	17906	kHz	Information
T1 99%	2400.000000	---	2453.0369	MHz	PASS
T2 99%	---	2483.500000	2470.9431	MHz	PASS

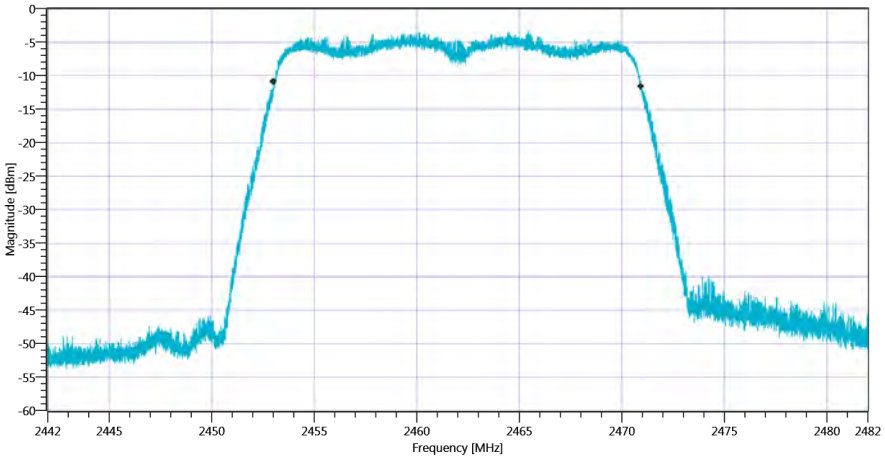

Plot_FCC Part 15.247 Bandwidth 99PCT-20dB ~ WLAN2G4 nHT20-mode 99PCT_26112019_095622.png

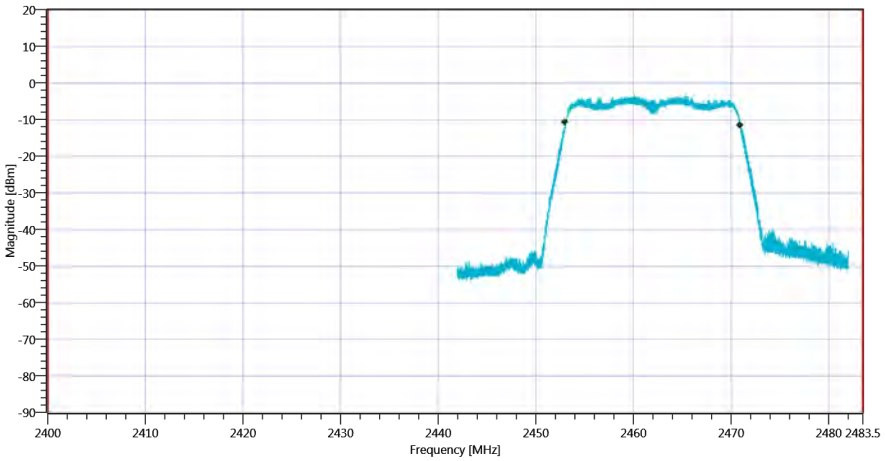

Plot_FCC Part 15.247 Bandwidth 99PCT-20dB ~ WLAN2G4 nHT20-mode_26112019_095625.png

RESULT: TC_VM_FCC15247_Bandwidth_99PCT_20dB_DTS_FHSS_V01

Test Description	Lower Limit	Upper Limit	Measured	Unit	Verdict
Bandwidth 20dB	---	---	19920	kHz	Information
T1 20dB	2400.000000	---	2452.0800	MHz	PASS
T2 20dB	---	2483.500000	2472.0000	MHz	PASS

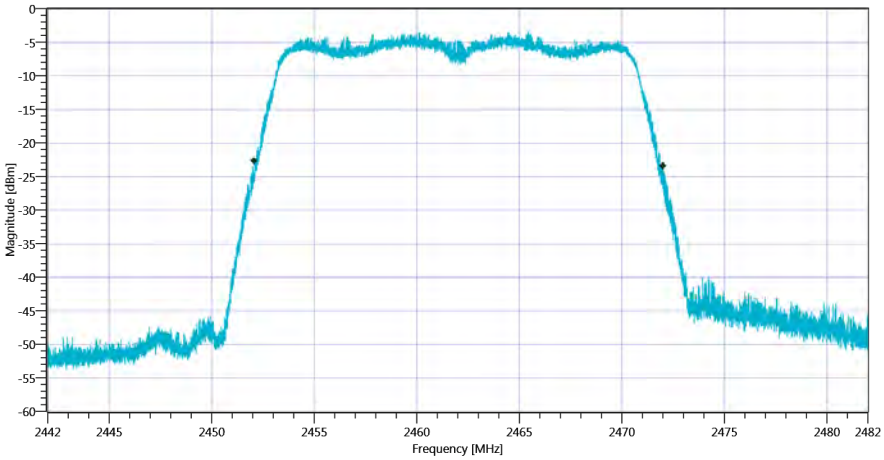

Plot_FCC Part 15.247 Bandwidth 99PCT-20dB ~ WLAN2G4 nHT20-mode 20dB_26112019_095629.png

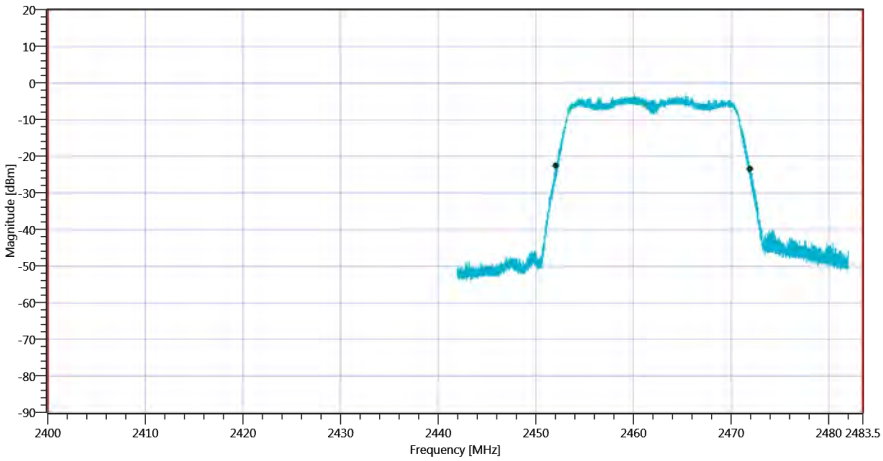

Plot_FCC Part 15.247 Bandwidth 99PCT-20dB ~ WLAN2G4 nHT20-mode_26112019_095632.png

TEST FINISHED		
General Verdict	26.11.2019 09:56:33 / RT: 34 s	PASS

25. FCC Part 15.247 Bandwidth 99PCT-20dB ~ WLAN2G4 nHT40-mode

Test References	
TC Start	26.11.2019 10:10:05
System Version	1.0.0.24
Test Specification	FCC Part 15.247
Test Method	
Class / TC Version / TC ID	TC_VM_FCC15247_Bandwidth_99PCT_20dB_DTS_FHSS_V01 Version: 0.0.2 | TCID_FCC15247_2
My Description	FCC 15.247 Bandwidth 99PCT-20dB DTS - WLAN 2G4 nHT40_mode
Add. Information	

Test Parameter	
Technology to test	WLAN2G4 nHT40-mode
Antenna Port used	1
Temperature	mid
Voltage	mid
Frequency low to test	True | Freq [MHz] 2422
Frequency mid to test	False | Freq [MHz] 2437
Frequency high to test	False | Freq [MHz] 2452
Switched Path	IUT - SignalingUnit - SpectrumAnalyzer
Devices in use	| SA: Rohde&Schwarz,FSV-40,1307.9002K40/101042,3.60

Test at TX 2422 MHz

READ SA SETTINGS:	
RefLevel [dBm] | RefLevelOffset [dB] | InpAtt [dB]	1.84 | 12.5 | 5
Start [MHz] | Stop [MHz]	2382.000 | 2462.000
RBW [MHz] | VBW [MHz]	1.000000 | 2.000000
Detector | TraceMode	POS | MAXH
Sweep: Time [ms] | Count | Points per Section | Type	50 | 200 | 10001 | SWE

RESULT: TC_VM_FCC15247_Bandwidth_99PCT_20dB_DTS_FHSS_V01

Test Description	Lower Limit	Upper Limit	Measured	Unit	Verdict
Bandwidth 99%	---	---	36388	kHz	Information
T1 99%	2400.000000	---	2403.7298	MHz	PASS
T2 99%	---	2483.500000	2440.1182	MHz	PASS

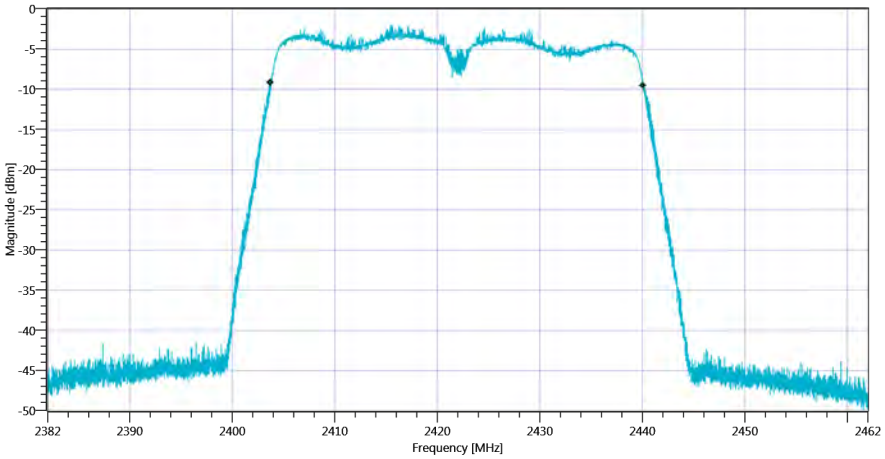

Plot_FCC Part 15.247 Bandwidth 99PCT-20dB ~ WLAN2G4 nHT40-mode 99PCT_26112019_101030.png

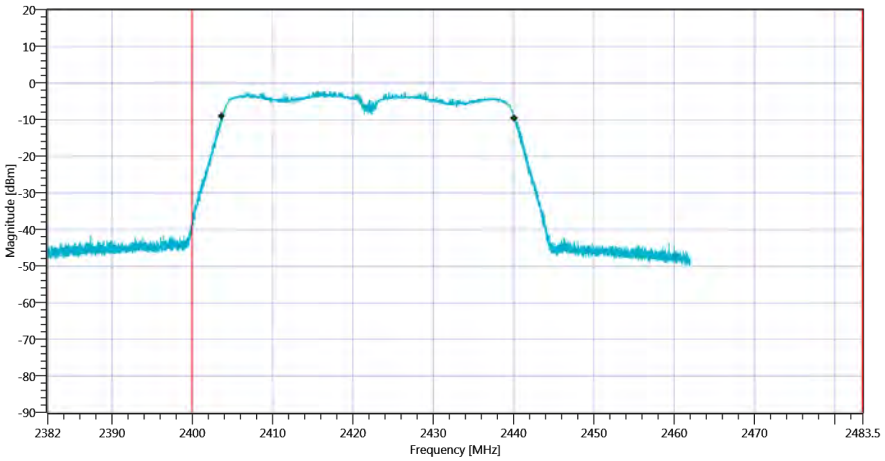

Plot_FCC Part 15.247 Bandwidth 99PCT-20dB ~ WLAN2G4 nHT40-mode_26112019_101033.png

RESULT: TC_VM_FCC15247_Bandwidth_99PCT_20dB_DTS_FHSS_V01

Test Description	Lower Limit	Upper Limit	Measured	Unit	Verdict
Bandwidth 20dB	---	---	39848	kHz	Information
T1 20dB	2400.000000	---	2402.0080	MHz	PASS
T2 20dB	---	2483.500000	2441.8560	MHz	PASS

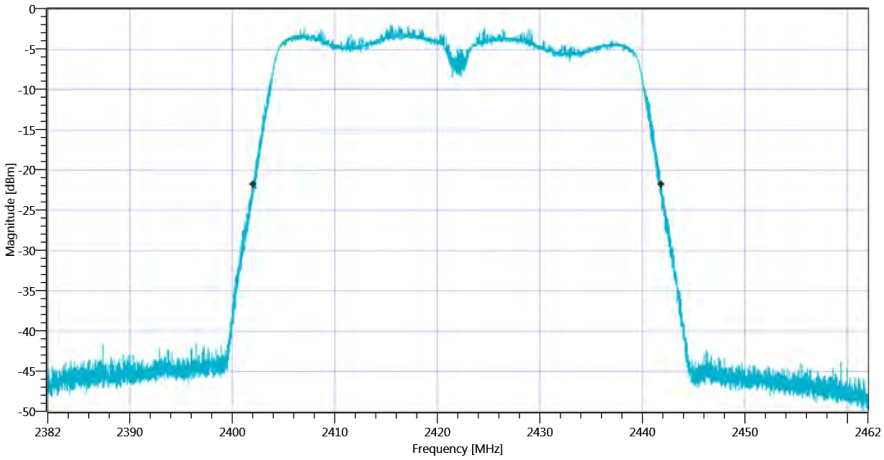

Plot_FCC Part 15.247 Bandwidth 99PCT-20dB ~ WLAN2G4 nHT40-mode 20dB_26112019_101037.png

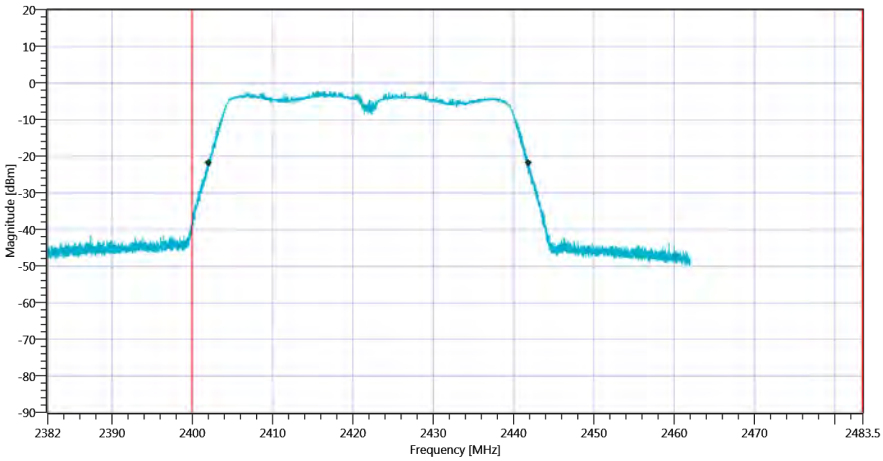

Plot_FCC Part 15.247 Bandwidth 99PCT-20dB ~ WLAN2G4 nHT40-mode_26112019_101040.png

TEST FINISHED		
General Verdict	26.11.2019 10:10:40 / RT: 35 s	PASS

26. FCC Part 15.247 Bandwidth 99PCT-20dB ~ WLAN2G4 nHT40-mode

Test References	
TC Start	26.11.2019 10:20:34
System Version	1.0.0.24
Test Specification	FCC Part 15.247
Test Method	
Class / TC Version / TC ID	TC_VM_FCC15247_Bandwidth_99PCT_20dB_DTS_FHSS_V01 Version: 0.0.2 | TCID_FCC15247_2
My Description	FCC 15.247 Bandwidth 99PCT-20dB DTS - WLAN 2G4 nHT40_mode
Add. Information	

Test Parameter	
Technology to test	WLAN2G4 nHT40-mode
Antenna Port used	1
Temperature	mid
Voltage	mid
Frequency low to test	False | Freq [MHz] 2422
Frequency mid to test	True | Freq [MHz] 2437
Frequency high to test	False | Freq [MHz] 2452
Switched Path	IUT - SignalingUnit - SpectrumAnalyzer
Devices in use	| SA: Rohde&Schwarz,FSV-40,1307.9002K40/101042,3.60

Test at TX 2437 MHz

READ SA SETTINGS:	
RefLevel [dBm] | RefLevelOffset [dB] | InpAtt [dB]	1.37 | 12.5 | 5
Start [MHz] | Stop [MHz]	2397.000 | 2477.000
RBW [MHz] | VBW [MHz]	1.000000 | 2.000000
Detector | TraceMode	POS | MAXH
Sweep: Time [ms] | Count | Points per Section | Type	50 | 200 | 10001 | SWE

RESULT: TC_VM_FCC15247_Bandwidth_99PCT_20dB_DTS_FHSS_V01

Test Description	Lower Limit	Upper Limit	Measured	Unit	Verdict
Bandwidth 99%	---	---	36436	kHz	Information
T1 99%	2400.000000	---	2418.7138	MHz	PASS
T2 99%	---	2483.500000	2455.1502	MHz	PASS

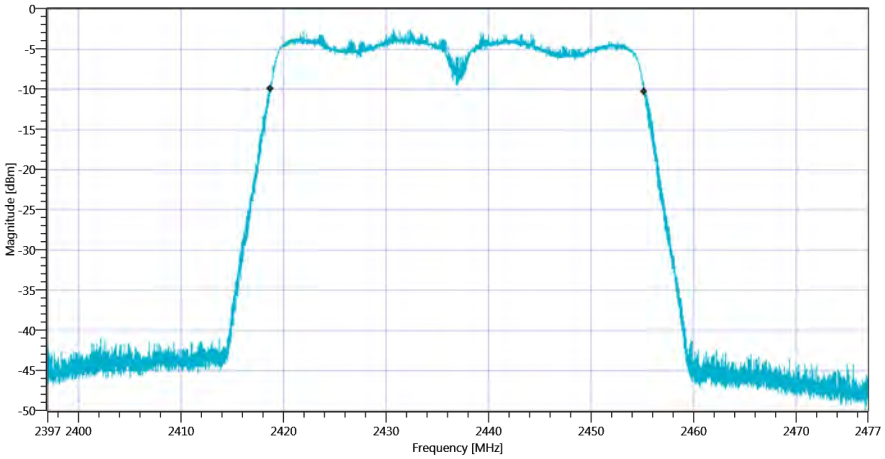

Plot_FCC Part 15.247 Bandwidth 99PCT-20dB ~ WLAN2G4 nHT40-mode 99PCT_26112019_102059.png

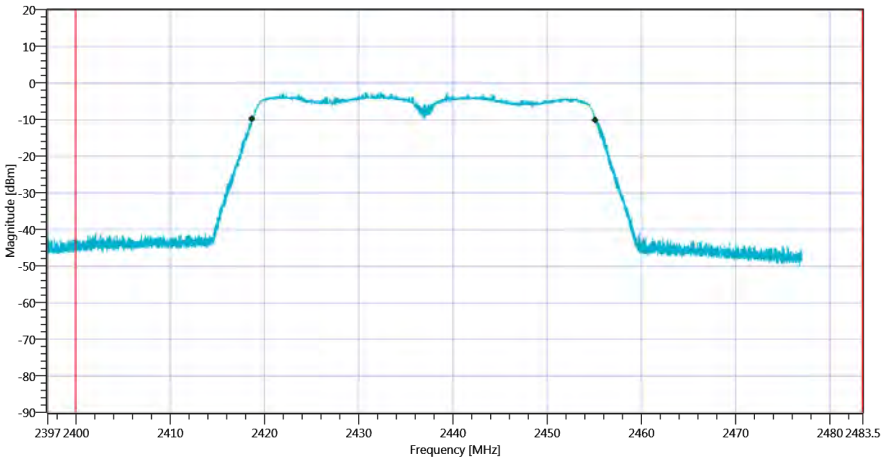

Plot_FCC Part 15.247 Bandwidth 99PCT-20dB ~ WLAN2G4 nHT40-mode_26112019_102102.png

RESULT: TC_VM_FCC15247_Bandwidth_99PCT_20dB_DTS_FHSS_V01

Test Description	Lower Limit	Upper Limit	Measured	Unit	Verdict
Bandwidth 20dB	---	---	39920	kHz	Information
T1 20dB	2400.000000	---	2416.9760	MHz	PASS
T2 20dB	---	2483.500000	2456.8960	MHz	PASS

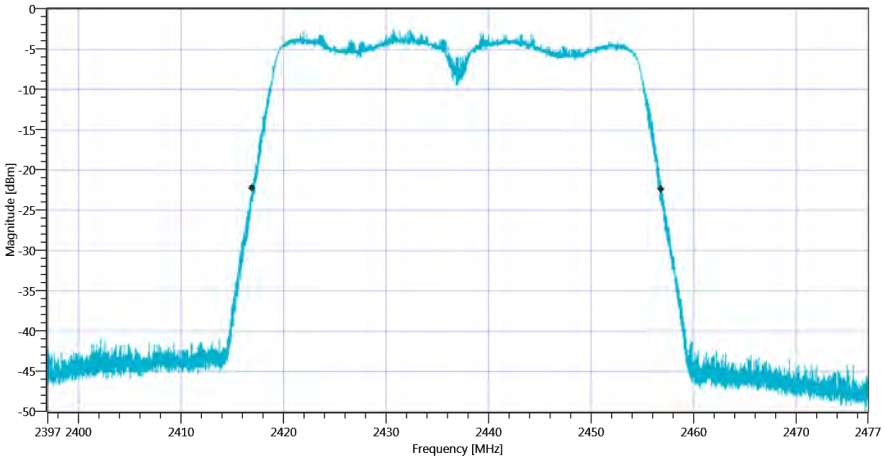

Plot_FCC Part 15.247 Bandwidth 99PCT-20dB ~ WLAN2G4 nHT40-mode 20dB_26112019_102106.png

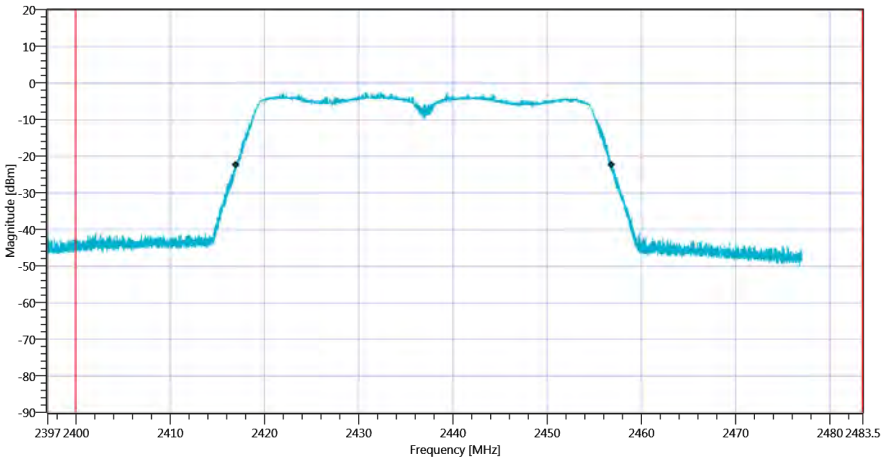

Plot_FCC Part 15.247 Bandwidth 99PCT-20dB ~ WLAN2G4 nHT40-mode_26112019_102109.png

TEST FINISHED		
General Verdict	26.11.2019 10:21:09 / RT: 34 s	PASS

27. FCC Part 15.247 Bandwidth 99PCT-20dB ~ WLAN2G4 nHT40-mode

Test References	
TC Start	26.11.2019 10:29:08
System Version	1.0.0.24
Test Specification	FCC Part 15.247
Test Method	
Class / TC Version / TC ID	TC_VM_FCC15247_Bandwidth_99PCT_20dB_DTS_FHSS_V01 Version: 0.0.2 | TCID_FCC15247_2
My Description	FCC 15.247 Bandwidth 99PCT-20dB DTS - WLAN 2G4 nHT40_mode
Add. Information	

Test Parameter	
Technology to test	WLAN2G4 nHT40-mode
Antenna Port used	1
Temperature	mid
Voltage	mid
Frequency low to test	False | Freq [MHz] 2422
Frequency mid to test	False | Freq [MHz] 2437
Frequency high to test	True | Freq [MHz] 2452
Switched Path	IUT - SignalingUnit - SpectrumAnalyzer
Devices in use	| SA: Rohde&Schwarz,FSV-40,1307.9002K40/101042,3.60

Test at TX 2452 MHz

READ SA SETTINGS:	
RefLevel [dBm] | RefLevelOffset [dB] | InpAtt [dB]	0.67 | 12.51 | 5
Start [MHz] | Stop [MHz]	2412.000 | 2492.000
RBW [MHz] | VBW [MHz]	1.000000 | 2.000000
Detector | TraceMode	POS | MAXH
Sweep: Time [ms] | Count | Points per Section | Type	50 | 200 | 10001 | SWE

RESULT: TC_VM_FCC15247_Bandwidth_99PCT_20dB_DTS_FHSS_V01

Test Description	Lower Limit	Upper Limit	Measured	Unit	Verdict
Bandwidth 99%	---	---	36412	kHz	Information
T1 99%	2400.000000	---	2433.7618	MHz	PASS
T2 99%	---	2483.500000	2470.1742	MHz	PASS

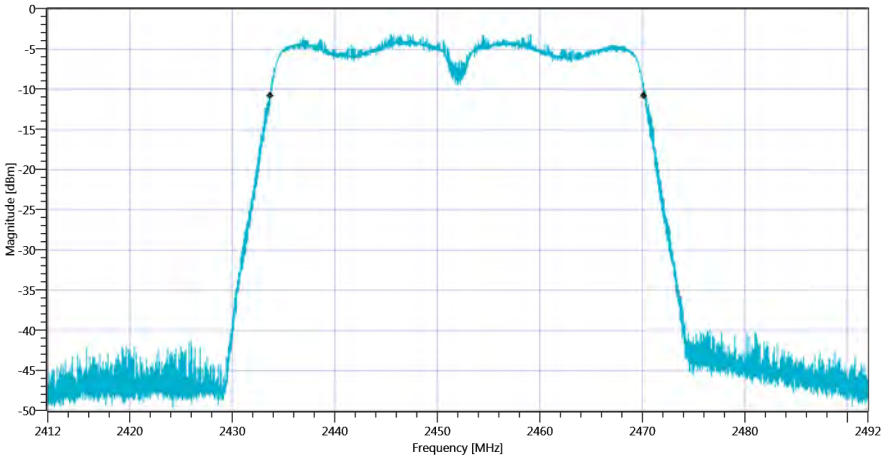

Plot_FCC Part 15.247 Bandwidth 99PCT-20dB ~ WLAN2G4 nHT40-mode 99PCT_26112019_102933.png

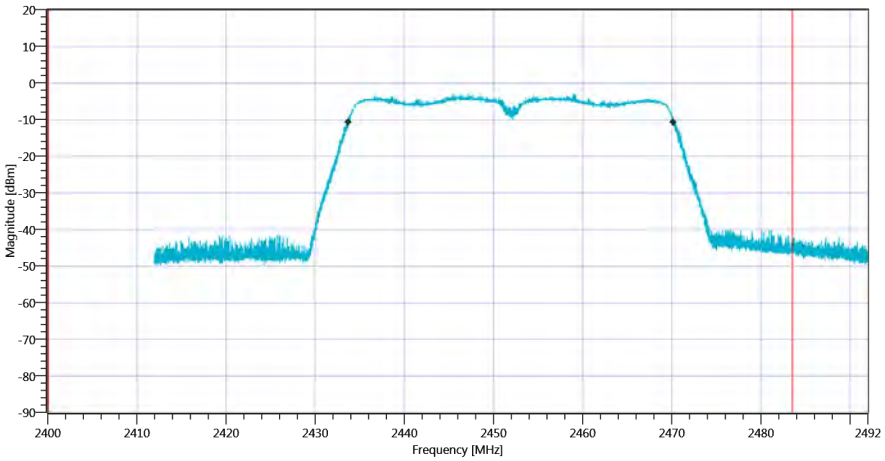

Plot_FCC Part 15.247 Bandwidth 99PCT-20dB ~ WLAN2G4 nHT40-mode_26112019_102936.png

RESULT: TC_VM_FCC15247_Bandwidth_99PCT_20dB_DTS_FHSS_V01

Test Description	Lower Limit	Upper Limit	Measured	Unit	Verdict
Bandwidth 20dB	---	---	39976	kHz	Information
T1 20dB	2400.000000	---	2431.9520	MHz	PASS
T2 20dB	---	2483.500000	2471.9280	MHz	PASS

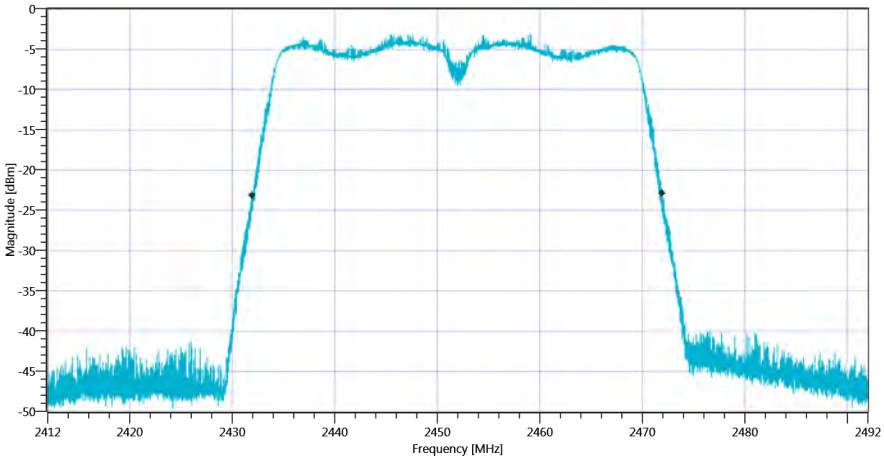

Plot_FCC Part 15.247 Bandwidth 99PCT-20dB ~ WLAN2G4 nHT40-mode 20dB_26112019_102940.png

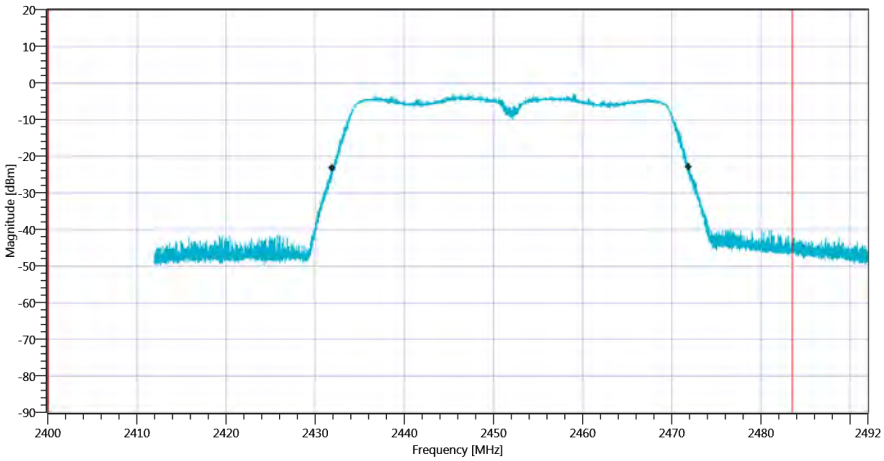

Plot_FCC Part 15.247 Bandwidth 99PCT-20dB ~ WLAN2G4 nHT40-mode_26112019_102943.png

TEST FINISHED		
General Verdict	26.11.2019 10:29:44 / RT: 35 s	PASS

28. FCC Part 15.247 Peak Power Spectral Density DTS ~ WLAN2G4 b-mode

Test References	
TC Start	28.11.2019 09:11:13
System Version	1.0.0.24
Test Specification	FCC Part 15.247
Test Method	DTS: KDB 558074 D01 V05 - Chapter 8.4 DTS maximum power spectral density level in the fundamental emission
Class / TC Version / TC ID	TC_VM_FCC15247_Peak_Power_Spectral_Density_DTS_V01 Version: 0.0.1 | TCID_FCC15247_6
My Description	FCC 15.247 Peak Power Spectral Density DTS - WLAN 2G4 b-mode
Add. Information	

Test Parameter	
Technology to test	WLAN2G4 b-mode
Antenna Port used	1
Temperature	mid
Voltage	mid
Frequency low to test	True | Freq [MHz] 2412
Frequency mid to test	False | Freq [MHz] 2437
Frequency high to test	False | Freq [MHz] 2462
Switched Path	IUT - SignalingUnit - SpectrumAnalyzer
Devices in use	| SA: Rohde&Schwarz,FSV-40,1307.9002K40/101042,3.60

Test at TX 2412 MHz

READ SA SETTINGS:	
RefLevel [dBm] | RefLevelOffset [dB] | InpAtt [dB]	7.98 | 12.49 | 15
Start [MHz] | Stop [MHz]	2397.000 | 2427.000
RBW [MHz] | VBW [MHz]	0.003000 | 0.010000
Detector | TraceMode	POS | MAXH
Sweep: Time [ms] | Count | Points per Section | Type	1000 | 20 | 1001 | SWE

RESULT: TC_VM_FCC15247_Peak_Power_Spectral_Density_DTS_V01

Test Description	Lower Limit	Upper Limit	Measured	Unit	Verdict
Max Peak power Density	---	8	-14.86	dBm/3KHz	PASS

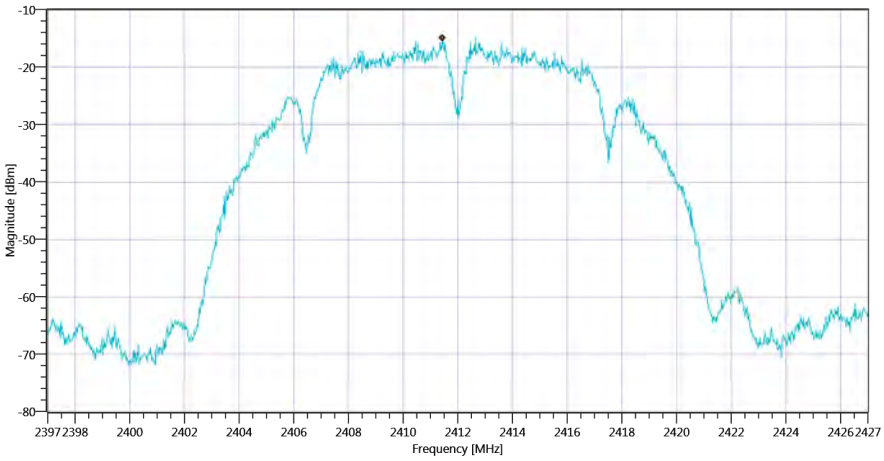

Plot_FCC Part 15.247 Peak Power Spectral Density DTS ~ WLAN2G4 b-mode_28112019_091149.png

TEST FINISHED		
General Verdict	28.11.2019 09:11:49 / RT: 35 s	PASS

29. FCC Part 15.247 Peak Power Spectral Density DTS ~ WLAN2G4 b-mode

Test References	
TC Start	28.11.2019 09:13:03
System Version	1.0.0.24
Test Specification	FCC Part 15.247
Test Method	DTS: KDB 558074 D01 V05 - Chapter 8.4 DTS maximum power spectral density level in the fundamental emission
Class / TC Version / TC ID	TC_VM_FCC15247_Peak_Power_Spectral_Density_DTS_V01 Version: 0.0.1 | TCID_FCC15247_6
My Description	FCC 15.247 Peak Power Spectral Density DTS - WLAN 2G4 b-mode
Add. Information	

Test Parameter	
Technology to test	WLAN2G4 b-mode
Antenna Port used	1
Temperature	mid
Voltage	mid
Frequency low to test	False | Freq [MHz] 2412
Frequency mid to test	True | Freq [MHz] 2437
Frequency high to test	False | Freq [MHz] 2462
Switched Path	IUT - SignalingUnit - SpectrumAnalyzer
Devices in use	| SA: Rohde&Schwarz,FSV-40,1307.9002K40/101042,3.60

Test at TX 2437 MHz

READ SA SETTINGS:	
RefLevel [dBm] | RefLevelOffset [dB] | InpAtt [dB]	7.17 | 12.5 | 10
Start [MHz] | Stop [MHz]	2422.000 | 2452.000
RBW [MHz] | VBW [MHz]	0.003000 | 0.010000
Detector | TraceMode	POS | MAXH
Sweep: Time [ms] | Count | Points per Section | Type	1000 | 20 | 1001 | SWE

RESULT: TC_VM_FCC15247_Peak_Power_Spectral_Density_DTS_V01

Test Description	Lower Limit	Upper Limit	Measured	Unit	Verdict
Max Peak power Density	---	8	-15.5	dBm/3KHz	PASS

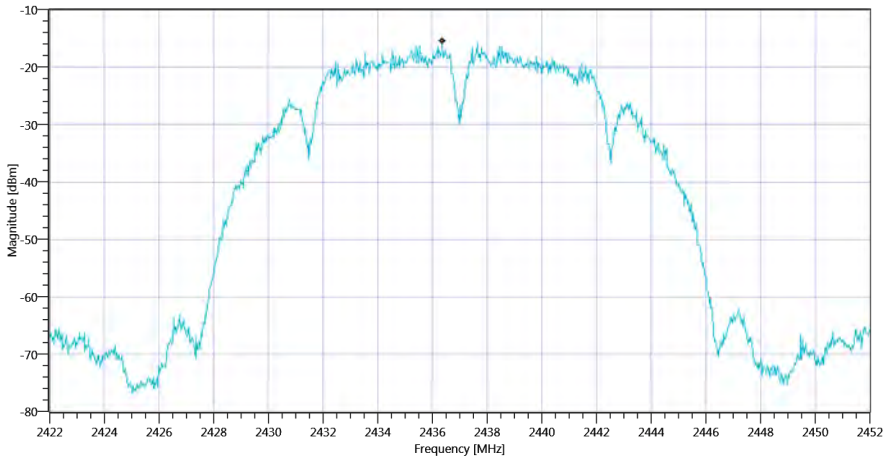

Plot_FCC Part 15.247 Peak Power Spectral Density DTS ~ WLAN2G4 b-mode_28112019_091338.png

TEST FINISHED		
General Verdict	28.11.2019 09:13:38 / RT: 35 s	PASS

30. FCC Part 15.247 Peak Power Spectral Density DTS ~ WLAN2G4 b-mode

Test References	
TC Start	28.11.2019 09:14:41
System Version	1.0.0.24
Test Specification	FCC Part 15.247
Test Method	DTS: KDB 558074 D01 V05 - Chapter 8.4 DTS maximum power spectral density level in the fundamental emission
Class / TC Version / TC ID	TC_VM_FCC15247_Peak_Power_Spectral_Density_DTS_V01 Version: 0.0.1 | TCID_FCC15247_6
My Description	FCC 15.247 Peak Power Spectral Density DTS - WLAN 2G4 b-mode
Add. Information	

Test Parameter	
Technology to test	WLAN2G4 b-mode
Antenna Port used	1
Temperature	mid
Voltage	mid
Frequency low to test	False | Freq [MHz] 2412
Frequency mid to test	False | Freq [MHz] 2437
Frequency high to test	True | Freq [MHz] 2462
Switched Path	IUT - SignalingUnit - SpectrumAnalyzer
Devices in use	| SA: Rohde&Schwarz,FSV-40,1307.9002K40/101042,3.60

Test at TX 2462 MHz

READ SA SETTINGS:	
RefLevel [dBm] | RefLevelOffset [dB] | InpAtt [dB]	6.87 | 12.52 | 10
Start [MHz] | Stop [MHz]	2447.000 | 2477.000
RBW [MHz] | VBW [MHz]	0.003000 | 0.010000
Detector | TraceMode	POS | MAXH
Sweep: Time [ms] | Count | Points per Section | Type	1000 | 20 | 1001 | SWE

RESULT: TC_VM_FCC15247_Peak_Power_Spectral_Density_DTS_V01

Test Description	Lower Limit	Upper Limit	Measured	Unit	Verdict
Max Peak power Density	---	8	-15.98	dBm/3KHz	PASS

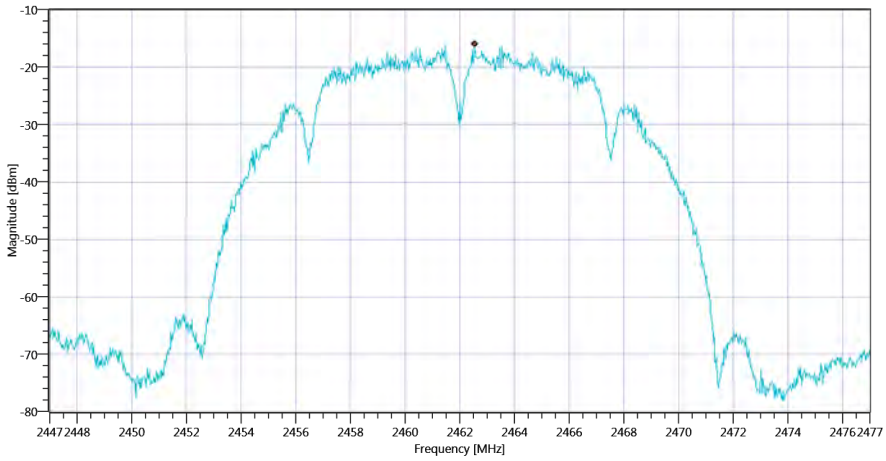

Plot_FCC Part 15.247 Peak Power Spectral Density DTS ~ WLAN2G4 b-mode_28112019_091516.png

TEST FINISHED		
General Verdict	28.11.2019 09:15:16 / RT: 35 s	PASS

31. FCC Part 15.247 Peak Power Spectral Density DTS ~ WLAN2G4 g-mode

Test References	
TC Start	28.11.2019 09:32:48
System Version	1.0.0.24
Test Specification	FCC Part 15.247
Test Method	DTS: KDB 558074 D01 V05 - Chapter 8.4 DTS maximum power spectral density level in the fundamental emission
Class / TC Version / TC ID	TC_VM_FCC15247_Peak_Power_Spectral_Density_DTS_V01 Version: 0.0.1 | TCID_FCC15247_6
My Description	FCC 15.247 Peak Power Spectral Density DTS - WLAN 2G4 g-mode
Add. Information	

Test Parameter	
Technology to test	WLAN2G4 g-mode
Antenna Port used	1
Temperature	mid
Voltage	mid
Frequency low to test	True | Freq [MHz] 2412
Frequency mid to test	False | Freq [MHz] 2437
Frequency high to test	False | Freq [MHz] 2462
Switched Path	IUT - SignalingUnit - SpectrumAnalyzer
Devices in use	| SA: Rohde&Schwarz,FSV-40,1307.9002K40/101042,3.60

Test at TX 2412 MHz

READ SA SETTINGS:	
RefLevel [dBm] | RefLevelOffset [dB] | InpAtt [dB]	7.03 | 12.49 | 10
Start [MHz] | Stop [MHz]	2397.000 | 2427.000
RBW [MHz] | VBW [MHz]	0.003000 | 0.010000
Detector | TraceMode	POS | MAXH
Sweep: Time [ms] | Count | Points per Section | Type	1000 | 20 | 1001 | SWE

RESULT: TC_VM_FCC15247_Peak_Power_Spectral_Density_DTS_V01

Test Description	Lower Limit	Upper Limit	Measured	Unit	Verdict
Max Peak power Density	---	8	-20.87	dBm/3KHz	PASS

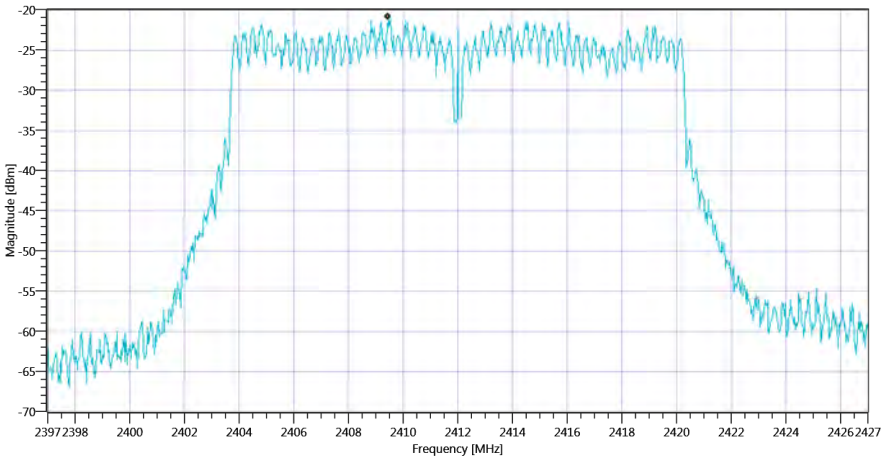

Plot_FCC Part 15.247 Peak Power Spectral Density DTS ~ WLAN2G4 g-mode_28112019_093324.png

TEST FINISHED		
General Verdict	28.11.2019 09:33:24 / RT: 35 s	PASS

32. FCC Part 15.247 Peak Power Spectral Density DTS ~ WLAN2G4 g-mode

Test References	
TC Start	28.11.2019 09:51:11
System Version	1.0.0.24
Test Specification	FCC Part 15.247
Test Method	DTS: KDB 558074 D01 V05 - Chapter 8.4 DTS maximum power spectral density level in the fundamental emission
Class / TC Version / TC ID	TC_VM_FCC15247_Peak_Power_Spectral_Density_DTS_V01 Version: 0.0.1 | TCID_FCC15247_6
My Description	FCC 15.247 Peak Power Spectral Density DTS - WLAN 2G4 g-mode
Add. Information	

Test Parameter	
Technology to test	WLAN2G4 g-mode
Antenna Port used	1
Temperature	mid
Voltage	mid
Frequency low to test	False | Freq [MHz] 2412
Frequency mid to test	True | Freq [MHz] 2437
Frequency high to test	False | Freq [MHz] 2462
Switched Path	IUT - SignalingUnit - SpectrumAnalyzer
Devices in use	| SA: Rohde&Schwarz,FSV-40,1307.9002K40/101042,3.60

Test at TX 2437 MHz

READ SA SETTINGS:	
RefLevel [dBm] | RefLevelOffset [dB] | InpAtt [dB]	6.10 | 12.5 | 10
Start [MHz] | Stop [MHz]	2422.000 | 2452.000
RBW [MHz] | VBW [MHz]	0.003000 | 0.010000
Detector | TraceMode	POS | MAXH
Sweep: Time [ms] | Count | Points per Section | Type	1000 | 20 | 1001 | SWE

RESULT: TC_VM_FCC15247_Peak_Power_Spectral_Density_DTS_V01

Test Description	Lower Limit	Upper Limit	Measured	Unit	Verdict
Max Peak power Density	---	8	-22.26	dBm/3KHz	PASS

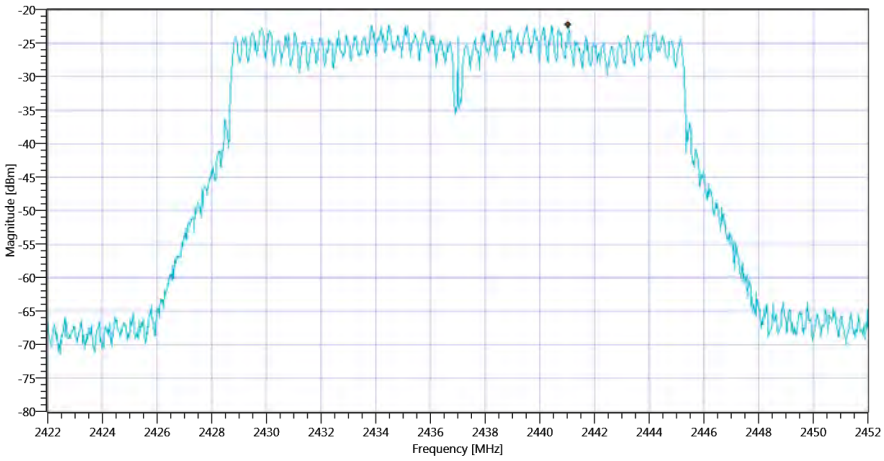

Plot_FCC Part 15.247 Peak Power Spectral Density DTS ~ WLAN2G4 g-mode_28112019_095146.png

TEST FINISHED		
General Verdict	28.11.2019 09:51:46 / RT: 35 s	PASS

33. FCC Part 15.247 Peak Power Spectral Density DTS ~ WLAN2G4 g-mode

Test References	
TC Start	28.11.2019 09:53:13
System Version	1.0.0.24
Test Specification	FCC Part 15.247
Test Method	DTS: KDB 558074 D01 V05 - Chapter 8.4 DTS maximum power spectral density level in the fundamental emission
Class / TC Version / TC ID	TC_VM_FCC15247_Peak_Power_Spectral_Density_DTS_V01 Version: 0.0.1 | TCID_FCC15247_6
My Description	FCC 15.247 Peak Power Spectral Density DTS - WLAN 2G4 g-mode
Add. Information	

Test Parameter	
Technology to test	WLAN2G4 g-mode
Antenna Port used	1
Temperature	mid
Voltage	mid
Frequency low to test	False | Freq [MHz] 2412
Frequency mid to test	False | Freq [MHz] 2437
Frequency high to test	True | Freq [MHz] 2462
Switched Path	IUT - SignalingUnit - SpectrumAnalyzer
Devices in use	| SA: Rohde&Schwarz,FSV-40,1307.9002K40/101042,3.60

Test at TX 2462 MHz

READ SA SETTINGS:	
RefLevel [dBm] | RefLevelOffset [dB] | InpAtt [dB]	5.73 | 12.52 | 10
Start [MHz] | Stop [MHz]	2447.000 | 2477.000
RBW [MHz] | VBW [MHz]	0.003000 | 0.010000
Detector | TraceMode	POS | MAXH
Sweep: Time [ms] | Count | Points per Section | Type	1000 | 20 | 1001 | SWE

RESULT: TC_VM_FCC15247_Peak_Power_Spectral_Density_DTS_V01

Test Description	Lower Limit	Upper Limit	Measured	Unit	Verdict
Max Peak power Density	---	8	-22.48	dBm/3KHz	PASS

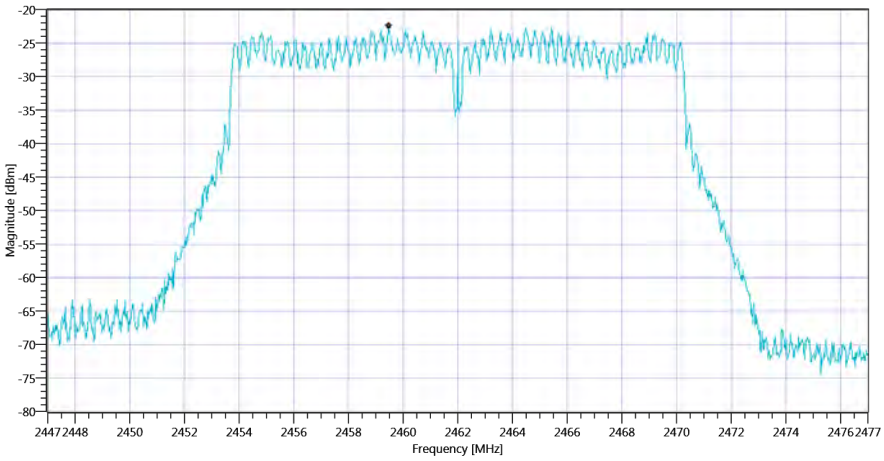

Plot_FCC Part 15.247 Peak Power Spectral Density DTS ~ WLAN2G4 g-mode_28112019_095348.png

TEST FINISHED		
General Verdict	28.11.2019 09:53:48 / RT: 34 s	PASS

34. FCC Part 15.247 Peak Power Spectral Density DTS ~ WLAN2G4 nHT20-mode

Test References	
TC Start	28.11.2019 09:55:36
System Version	1.0.0.24
Test Specification	FCC Part 15.247
Test Method	DTS: KDB 558074 D01 V05 - Chapter 8.4 DTS maximum power spectral density level in the fundamental emission
Class / TC Version / TC ID	TC_VM_FCC15247_Peak_Power_Spectral_Density_DTS_V01 Version: 0.0.1 | TCID_FCC15247_6
My Description	FCC 15.247 Peak Power Spectral Density DTS - WLAN 2G4 nHT20_mode
Add. Information	

Test Parameter	
Technology to test	WLAN2G4 nHT20-mode
Antenna Port used	1
Temperature	mid
Voltage	mid
Frequency low to test	True | Freq [MHz] 2412
Frequency mid to test	False | Freq [MHz] 2437
Frequency high to test	False | Freq [MHz] 2462
Switched Path	IUT - SignalingUnit - SpectrumAnalyzer
Devices in use	| SA: Rohde&Schwarz,FSV-40,1307.9002K40/101042,3.60

Test at TX 2412 MHz

READ SA SETTINGS:	
RefLevel [dBm] | RefLevelOffset [dB] | InpAtt [dB]	6.78 | 12.49 | 10
Start [MHz] | Stop [MHz]	2397.000 | 2427.000
RBW [MHz] | VBW [MHz]	0.003000 | 0.010000
Detector | TraceMode	POS | MAXH
Sweep: Time [ms] | Count | Points per Section | Type	1000 | 20 | 1001 | SWE

RESULT: TC_VM_FCC15247_Peak_Power_Spectral_Density_DTS_V01

Test Description	Lower Limit	Upper Limit	Measured	Unit	Verdict
Max Peak power Density	---	8	-20.14	dBm/3KHz	PASS

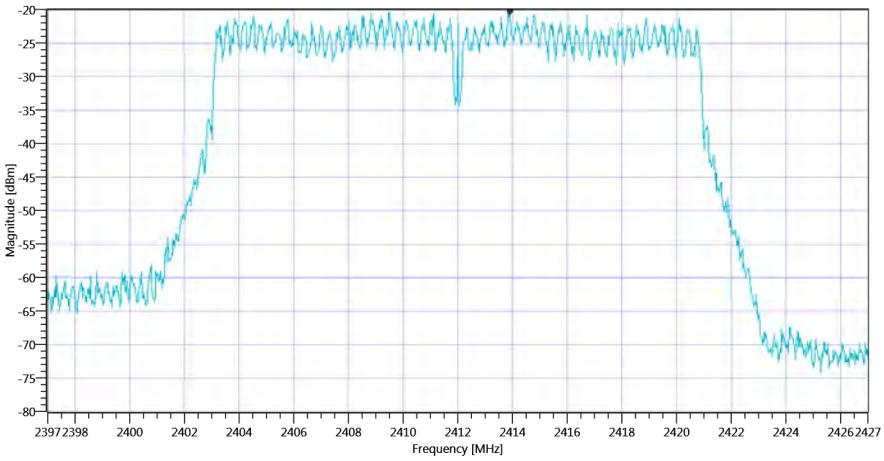

Plot_FCC Part 15.247 Peak Power Spectral Density DTS ~ WLAN2G4 nHT20-mode_28112019_095611.png

TEST FINISHED		
General Verdict	28.11.2019 09:56:11 / RT: 34 s	PASS

35. FCC Part 15.247 Peak Power Spectral Density DTS ~ WLAN2G4 nHT20-mode

Test References	
TC Start	28.11.2019 09:57:38
System Version	1.0.0.24
Test Specification	FCC Part 15.247
Test Method	DTS: KDB 558074 D01 V05 - Chapter 8.4 DTS maximum power spectral density level in the fundamental emission
Class / TC Version / TC ID	TC_VM_FCC15247_Peak_Power_Spectral_Density_DTS_V01 Version: 0.0.1 | TCID_FCC15247_6
My Description	FCC 15.247 Peak Power Spectral Density DTS - WLAN 2G4 nHT20_mode
Add. Information	

Test Parameter	
Technology to test	WLAN2G4 nHT20-mode
Antenna Port used	1
Temperature	mid
Voltage	mid
Frequency low to test	False | Freq [MHz] 2412
Frequency mid to test	True | Freq [MHz] 2437
Frequency high to test	False | Freq [MHz] 2462
Switched Path	IUT - SignalingUnit - SpectrumAnalyzer
Devices in use	| SA: Rohde&Schwarz,FSV-40,1307.9002K40/101042,3.60

Test at TX 2437 MHz

READ SA SETTINGS:	
RefLevel [dBm] | RefLevelOffset [dB] | InpAtt [dB]	6.34 | 12.5 | 10
Start [MHz] | Stop [MHz]	2422.000 | 2452.000
RBW [MHz] | VBW [MHz]	0.003000 | 0.010000
Detector | TraceMode	POS | MAXH
Sweep: Time [ms] | Count | Points per Section | Type	1000 | 20 | 1001 | SWE

RESULT: TC_VM_FCC15247_Peak_Power_Spectral_Density_DTS_V01

Test Description	Lower Limit	Upper Limit	Measured	Unit	Verdict
Max Peak power Density	---	8	-19.79	dBm/3KHz	PASS

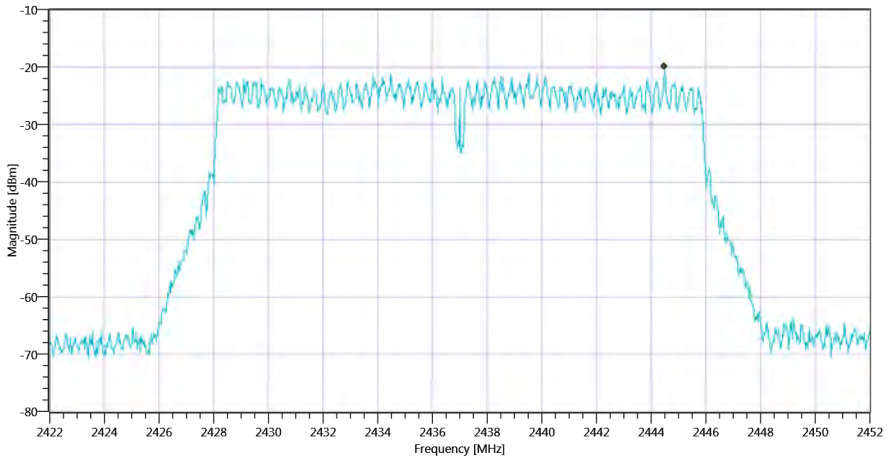

Plot_FCC Part 15.247 Peak Power Spectral Density DTS ~ WLAN2G4 nHT20-mode_28112019_095812.png

TEST FINISHED		
General Verdict	28.11.2019 09:58:12 / RT: 34 s	PASS

36. FCC Part 15.247 Peak Power Spectral Density DTS ~ WLAN2G4 nHT20-mode

Test References	
TC Start	28.11.2019 09:59:29
System Version	1.0.0.24
Test Specification	FCC Part 15.247
Test Method	DTS: KDB 558074 D01 V05 - Chapter 8.4 DTS maximum power spectral density level in the fundamental emission
Class / TC Version / TC ID	TC_VM_FCC15247_Peak_Power_Spectral_Density_DTS_V01 Version: 0.0.1 | TCID_FCC15247_6
My Description	FCC 15.247 Peak Power Spectral Density DTS - WLAN 2G4 nHT20_mode
Add. Information	

Test Parameter	
Technology to test	WLAN2G4 nHT20-mode
Antenna Port used	1
Temperature	mid
Voltage	mid
Frequency low to test	False | Freq [MHz] 2412
Frequency mid to test	False | Freq [MHz] 2437
Frequency high to test	True | Freq [MHz] 2462
Switched Path	IUT - SignalingUnit - SpectrumAnalyzer
Devices in use	| SA: Rohde&Schwarz,FSV-40,1307.9002K40/101042,3.60

Test at TX 2462 MHz

READ SA SETTINGS:	
RefLevel [dBm] | RefLevelOffset [dB] | InpAtt [dB]	5.55 | 12.52 | 10
Start [MHz] | Stop [MHz]	2447.000 | 2477.000
RBW [MHz] | VBW [MHz]	0.003000 | 0.010000
Detector | TraceMode	POS | MAXH
Sweep: Time [ms] | Count | Points per Section | Type	1000 | 20 | 1001 | SWE

RESULT: TC_VM_FCC15247_Peak_Power_Spectral_Density_DTS_V01

Test Description	Lower Limit	Upper Limit	Measured	Unit	Verdict
Max Peak power Density	---	8	-21.21	dBm/3KHz	PASS

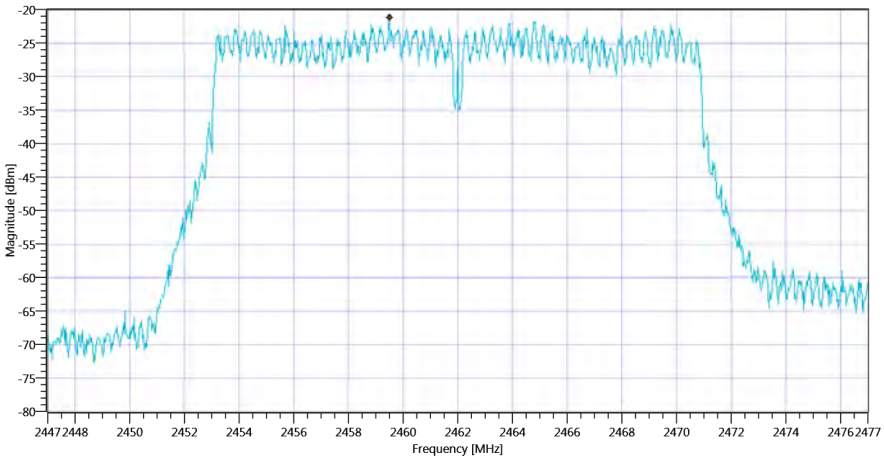

Plot_FCC Part 15.247 Peak Power Spectral Density DTS ~ WLAN2G4 nHT20-mode_28112019_100003.png

TEST FINISHED		
General Verdict	28.11.2019 10:00:03 / RT: 34 s	PASS

37. FCC Part 15.247 Peak Power Spectral Density DTS ~ WLAN2G4 nHT40-mode

Test References	
TC Start	28.11.2019 10:01:15
System Version	1.0.0.24
Test Specification	FCC Part 15.247
Test Method	DTS: KDB 558074 D01 V05 - Chapter 8.4 DTS maximum power spectral density level in the fundamental emission
Class / TC Version / TC ID	TC_VM_FCC15247_Peak_Power_Spectral_Density_DTS_V01 Version: 0.0.1 | TCID_FCC15247_6
My Description	FCC 15.247 Peak Power Spectral Density DTS - WLAN 2G4 nHT40_mode
Add. Information	

Test Parameter	
Technology to test	WLAN2G4 nHT40-mode
Antenna Port used	1
Temperature	mid
Voltage	mid
Frequency low to test	True | Freq [MHz] 2422
Frequency mid to test	False | Freq [MHz] 2437
Frequency high to test	False | Freq [MHz] 2452
Switched Path	IUT - SignalingUnit - SpectrumAnalyzer
Devices in use	| SA: Rohde&Schwarz,FSV-40,1307.9002K40/101042,3.60

Test at TX 2422 MHz

READ SA SETTINGS:	
RefLevel [dBm] | RefLevelOffset [dB] | InpAtt [dB]	3.10 | 12.5 | 10
Start [MHz] | Stop [MHz]	2392.000 | 2452.000
RBW [MHz] | VBW [MHz]	0.003000 | 0.010000
Detector | TraceMode	POS | MAXH
Sweep: Time [ms] | Count | Points per Section | Type	1000 | 20 | 1001 | SWE

RESULT: TC_VM_FCC15247_Peak_Power_Spectral_Density_DTS_V01

Test Description	Lower Limit	Upper Limit	Measured	Unit	Verdict
Max Peak power Density	---	8	-23.76	dBm/3KHz	PASS

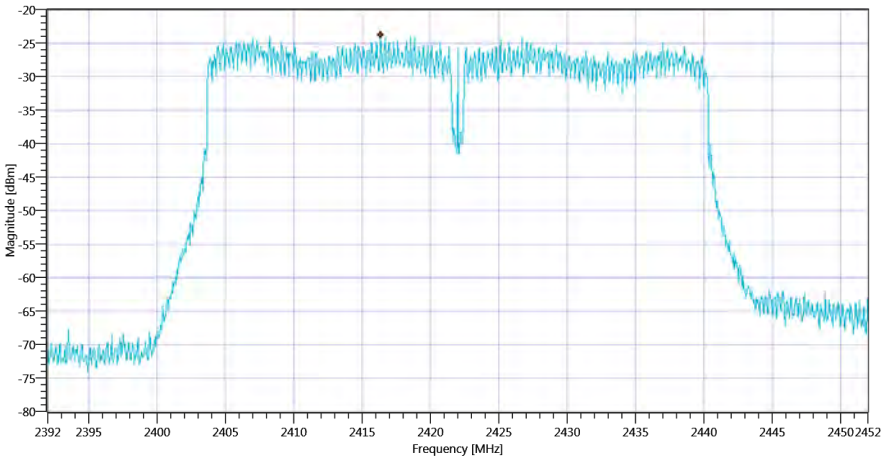

Plot_FCC Part 15.247 Peak Power Spectral Density DTS ~ WLAN2G4 nHT40-mode_28112019_100151.png

TEST FINISHED		
General Verdict	28.11.2019 10:01:51 / RT: 36 s	PASS

38. FCC Part 15.247 Peak Power Spectral Density DTS ~ WLAN2G4 nHT40-mode

Test References	
TC Start	28.11.2019 10:02:55
System Version	1.0.0.24
Test Specification	FCC Part 15.247
Test Method	DTS: KDB 558074 D01 V05 - Chapter 8.4 DTS maximum power spectral density level in the fundamental emission
Class / TC Version / TC ID	TC_VM_FCC15247_Peak_Power_Spectral_Density_DTS_V01 Version: 0.0.1 | TCID_FCC15247_6
My Description	FCC 15.247 Peak Power Spectral Density DTS - WLAN 2G4 nHT40_mode
Add. Information	

Test Parameter	
Technology to test	WLAN2G4 nHT40-mode
Antenna Port used	1
Temperature	mid
Voltage	mid
Frequency low to test	False | Freq [MHz] 2422
Frequency mid to test	True | Freq [MHz] 2437
Frequency high to test	False | Freq [MHz] 2452
Switched Path	IUT - SignalingUnit - SpectrumAnalyzer
Devices in use	| SA: Rohde&Schwarz,FSV-40,1307.9002K40/101042,3.60

Test at TX 2437 MHz

READ SA SETTINGS:	
RefLevel [dBm] | RefLevelOffset [dB] | InpAtt [dB]	2.36 | 12.5 | 5
Start [MHz] | Stop [MHz]	2407.000 | 2467.000
RBW [MHz] | VBW [MHz]	0.003000 | 0.010000
Detector | TraceMode	POS | MAXH
Sweep: Time [ms] | Count | Points per Section | Type	1000 | 20 | 1001 | SWE

RESULT: TC_VM_FCC15247_Peak_Power_Spectral_Density_DTS_V01

Test Description	Lower Limit	Upper Limit	Measured	Unit	Verdict
Max Peak power Density	---	8	-24.49	dBm/3KHz	PASS

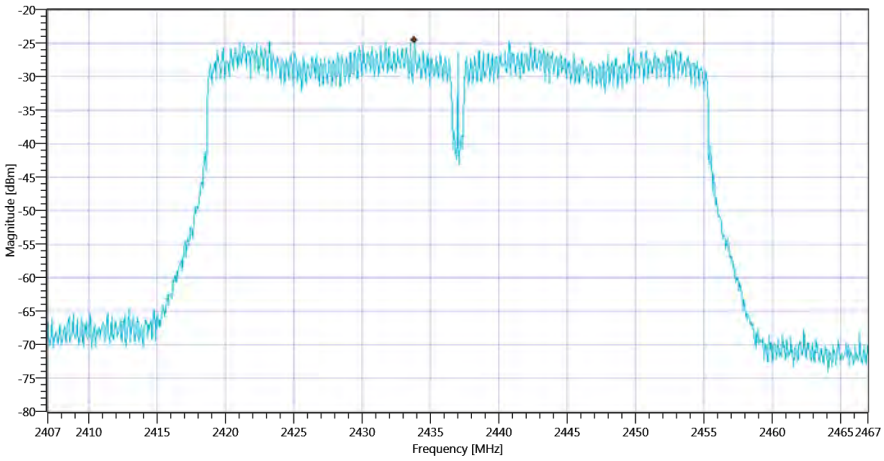

Plot_FCC Part 15.247 Peak Power Spectral Density DTS ~ WLAN2G4 nHT40-mode_28112019_100331.png

TEST FINISHED		
General Verdict	28.11.2019 10:03:31 / RT: 36 s	PASS

39. FCC Part 15.247 Peak Power Spectral Density DTS ~ WLAN2G4 nHT40-mode

Test References	
TC Start	28.11.2019 10:04:49
System Version	1.0.0.24
Test Specification	FCC Part 15.247
Test Method	DTS: KDB 558074 D01 V05 - Chapter 8.4 DTS maximum power spectral density level in the fundamental emission
Class / TC Version / TC ID	TC_VM_FCC15247_Peak_Power_Spectral_Density_DTS_V01 Version: 0.0.1 | TCID_FCC15247_6
My Description	FCC 15.247 Peak Power Spectral Density DTS - WLAN 2G4 nHT40_mode
Add. Information	

Test Parameter	
Technology to test	WLAN2G4 nHT40-mode
Antenna Port used	1
Temperature	mid
Voltage	mid
Frequency low to test	False | Freq [MHz] 2422
Frequency mid to test	False | Freq [MHz] 2437
Frequency high to test	True | Freq [MHz] 2452
Switched Path	IUT - SignalingUnit - SpectrumAnalyzer
Devices in use	| SA: Rohde&Schwarz,FSV-40,1307.9002K40/101042,3.60

Test at TX 2452 MHz

READ SA SETTINGS:	
RefLevel [dBm] | RefLevelOffset [dB] | InpAtt [dB]	2.22 | 12.51 | 5
Start [MHz] | Stop [MHz]	2422.000 | 2482.000
RBW [MHz] | VBW [MHz]	0.003000 | 0.010000
Detector | TraceMode	POS | MAXH
Sweep: Time [ms] | Count | Points per Section | Type	1000 | 20 | 1001 | SWE

RESULT: TC_VM_FCC15247_Peak_Power_Spectral_Density_DTS_V01

Test Description	Lower Limit	Upper Limit	Measured	Unit	Verdict
Max Peak power Density	---	8	-24.82	dBm/3KHz	PASS

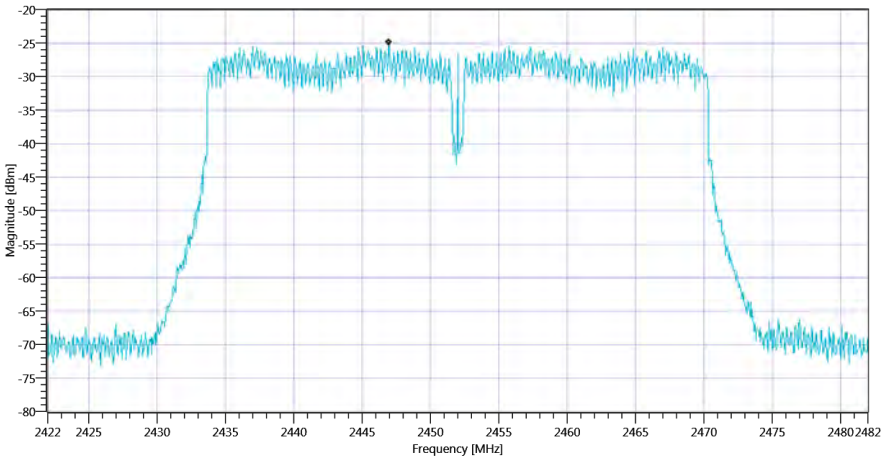

Plot_FCC Part 15.247 Peak Power Spectral Density DTS ~ WLAN2G4 nHT40-mode_28112019_100525.png

TEST FINISHED		
General Verdict	28.11.2019 10:05:25 / RT: 36 s	PASS

40. FCC Part 15.247 Maximum Peak Conducted Output Power Powermeter DTS ~ WLAN2G4 b-mode

Test References	
TC Start	28.11.2019 09:11:52
System Version	1.0.0.24
Test Specification	FCC Part 15.247
Test Method	DTS: KDB 558074 D01 V05 - Chapter 8.3.1.3 PKPM1 Peak-reading Power Meter Method
Class / TC Version / TC ID	TC_VM_FCC15247_Maximum_Peak_Conducted_Output_Power_Powermeter_DTS_V01 Version: 0.0.1 | TCID_FCC15247_3
My Description	FCC 15.247 Maximum Peak Output Power Powermeter Conducted DTS - WLAN 2G4 b-mode
Add. Information	

Test Parameter	
Technology to test	WLAN2G4 b-mode
Antenna Port used	1
Temperature	mid
Voltage	mid
Frequency low to test	True | Freq [MHz] 2412
Frequency mid to test	False | Freq [MHz] 2437
Frequency high to test	False | Freq [MHz] 2462
Switched Path	IUT - SignalingUnit - PowerMeter
Devices in use	| PM: Keysight Technologies,U2021XA,MY59190010,A.04.06

Test at TX 2412 MHz

RESULT: TC_VM_FCC15247_Maximum_Peak_Conducted_Output_Power_Powermeter_DTS_V01					
Test Description	Lower Limit	Upper Limit	Measured	Unit	Verdict
Found Peak cond.	---	---	12.11	dBm	PASS

TEST FINISHED		
General Verdict	28.11.2019 09:11:57 / RT: 4 s	PASS

41. FCC Part 15.247 Maximum Peak Conducted Output Power Powermeter DTS ~ WLAN2G4 b-mode

Test References	
TC Start	28.11.2019 09:13:42
System Version	1.0.0.24
Test Specification	FCC Part 15.247
Test Method	DTS: KDB 558074 D01 V05 - Chapter 8.3.1.3 PKPM1 Peak-reading Power Meter Method
Class / TC Version / TC ID	TC_VM_FCC15247_Maximum_Peak_Conducted_Output_Power_Powermeter_DTS_V01 Version: 0.0.1 | TCID_FCC15247_3
My Description	FCC 15.247 Maximum Peak Output Power Powermeter Conducted DTS - WLAN 2G4 b-mode
Add. Information	

Test Parameter	
Technology to test	WLAN2G4 b-mode
Antenna Port used	1
Temperature	mid
Voltage	mid
Frequency low to test	False | Freq [MHz] 2412
Frequency mid to test	True | Freq [MHz] 2437
Frequency high to test	False | Freq [MHz] 2462
Switched Path	IUT - SignalingUnit - PowerMeter
Devices in use	| PM: Keysight Technologies,U2021XA,MY59190010,A.04.06

Test at TX 2437 MHz

RESULT: TC_VM_FCC15247_Maximum_Peak_Conducted_Output_Power_Powermeter_DTS_V01					
Test Description	Lower Limit	Upper Limit	Measured	Unit	Verdict
Found Peak cond.	---	---	11.38	dBm	PASS

TEST FINISHED		
General Verdict	28.11.2019 09:13:47 / RT: 4 s	PASS

42. FCC Part 15.247 Maximum Peak Conducted Output Power Powermeter DTS ~ WLAN2G4 b-mode

Test References	
TC Start	28.11.2019 09:15:20
System Version	1.0.0.24
Test Specification	FCC Part 15.247
Test Method	DTS: KDB 558074 D01 V05 - Chapter 8.3.1.3 PKPM1 Peak-reading Power Meter Method
Class / TC Version / TC ID	TC_VM_FCC15247_Maximum_Peak_Conducted_Output_Power_Powermeter_DTS_V01 Version: 0.0.1 | TCID_FCC15247_3
My Description	FCC 15.247 Maximum Peak Output Power Powermeter Conducted DTS - WLAN 2G4 b-mode
Add. Information	

Test Parameter	
Technology to test	WLAN2G4 b-mode
Antenna Port used	1
Temperature	mid
Voltage	mid
Frequency low to test	False | Freq [MHz] 2412
Frequency mid to test	False | Freq [MHz] 2437
Frequency high to test	True | Freq [MHz] 2462
Switched Path	IUT - SignalingUnit - PowerMeter
Devices in use	| PM: Keysight Technologies,U2021XA,MY59190010,A.04.06

Test at TX 2462 MHz

RESULT: TC_VM_FCC15247_Maximum_Peak_Conducted_Output_Power_Powermeter_DTS_V01					
Test Description	Lower Limit	Upper Limit	Measured	Unit	Verdict
Found Peak cond.	---	---	11.04	dBm	PASS

TEST FINISHED		
General Verdict	28.11.2019 09:15:25 / RT: 4 s	PASS

43. FCC Part 15.247 Maximum Peak Conducted Output Power Powermeter DTS ~ WLAN2G4 g-mode

Test References	
TC Start	28.11.2019 09:33:27
System Version	1.0.0.24
Test Specification	FCC Part 15.247
Test Method	DTS: KDB 558074 D01 V05 - Chapter 8.3.1.3 PKPM1 Peak-reading Power Meter Method
Class / TC Version / TC ID	TC_VM_FCC15247_Maximum_Peak_Conducted_Output_Power_Powermeter_DTS_V01 Version: 0.0.1 | TCID_FCC15247_3
My Description	FCC 15.247 Maximum Peak Output Power Powermeter Conducted DTS - WLAN 2G4 g-mode
Add. Information	

Test Parameter	
Technology to test	WLAN2G4 g-mode
Antenna Port used	1
Temperature	mid
Voltage	mid
Frequency low to test	True | Freq [MHz] 2412
Frequency mid to test	False | Freq [MHz] 2437
Frequency high to test	False | Freq [MHz] 2462
Switched Path	IUT - SignalingUnit - PowerMeter
Devices in use	| PM: Keysight Technologies,U2021XA,MY59190010,A.04.06

Test at TX 2412 MHz

RESULT: TC_VM_FCC15247_Maximum_Peak_Conducted_Output_Power_Powermeter_DTS_V01					
Test Description	Lower Limit	Upper Limit	Measured	Unit	Verdict
Found Peak cond.	---	---	16.72	dBm	PASS

TEST FINISHED		
General Verdict	28.11.2019 09:33:32 / RT: 4 s	PASS

44. FCC Part 15.247 Maximum Peak Conducted Output Power Powermeter DTS ~ WLAN2G4 g-mode

Test References	
TC Start	28.11.2019 09:51:49
System Version	1.0.0.24
Test Specification	FCC Part 15.247
Test Method	DTS: KDB 558074 D01 V05 - Chapter 8.3.1.3 PKPM1 Peak-reading Power Meter Method
Class / TC Version / TC ID	TC_VM_FCC15247_Maximum_Peak_Conducted_Output_Power_Powermeter_DTS_V01 Version: 0.0.1 | TCID_FCC15247_3
My Description	FCC 15.247 Maximum Peak Output Power Powermeter Conducted DTS - WLAN 2G4 g-mode
Add. Information	

Test Parameter	
Technology to test	WLAN2G4 g-mode
Antenna Port used	1
Temperature	mid
Voltage	mid
Frequency low to test	False | Freq [MHz] 2412
Frequency mid to test	True | Freq [MHz] 2437
Frequency high to test	False | Freq [MHz] 2462
Switched Path	IUT - SignalingUnit - PowerMeter
Devices in use	| PM: Keysight Technologies,U2021XA,MY59190010,A.04.06

Test at TX 2437 MHz

RESULT: TC_VM_FCC15247_Maximum_Peak_Conducted_Output_Power_Powermeter_DTS_V01					
Test Description	Lower Limit	Upper Limit	Measured	Unit	Verdict
Found Peak cond.	---	---	15.88	dBm	PASS

TEST FINISHED		
General Verdict	28.11.2019 09:51:54 / RT: 4 s	PASS

45. FCC Part 15.247 Maximum Peak Conducted Output Power Powermeter DTS ~ WLAN2G4 g-mode

Test References	
TC Start	28.11.2019 09:53:52
System Version	1.0.0.24
Test Specification	FCC Part 15.247
Test Method	DTS: KDB 558074 D01 V05 - Chapter 8.3.1.3 PKPM1 Peak-reading Power Meter Method
Class / TC Version / TC ID	TC_VM_FCC15247_Maximum_Peak_Conducted_Output_Power_Powermeter_DTS_V01 Version: 0.0.1 | TCID_FCC15247_3
My Description	FCC 15.247 Maximum Peak Output Power Powermeter Conducted DTS - WLAN 2G4 g-mode
Add. Information	

Test Parameter	
Technology to test	WLAN2G4 g-mode
Antenna Port used	1
Temperature	mid
Voltage	mid
Frequency low to test	False | Freq [MHz] 2412
Frequency mid to test	False | Freq [MHz] 2437
Frequency high to test	True | Freq [MHz] 2462
Switched Path	IUT - SignalingUnit - PowerMeter
Devices in use	| PM: Keysight Technologies,U2021XA,MY59190010,A.04.06

Test at TX 2462 MHz

RESULT: TC_VM_FCC15247_Maximum_Peak_Conducted_Output_Power_Powermeter_DTS_V01					
Test Description	Lower Limit	Upper Limit	Measured	Unit	Verdict
Found Peak cond.	---	---	14.91	dBm	PASS

TEST FINISHED		
General Verdict	28.11.2019 09:53:56 / RT: 4 s	PASS

46. FCC Part 15.247 Maximum Peak Conducted Output Power Powermeter DTS ~ WLAN2G4 nHT20-mode

Test References	
TC Start	28.11.2019 09:56:15
System Version	1.0.0.24
Test Specification	FCC Part 15.247
Test Method	DTS: KDB 558074 D01 V05 - Chapter 8.3.1.3 PKPM1 Peak-reading Power Meter Method
Class / TC Version / TC ID	TC_VM_FCC15247_Maximum_Peak_Conducted_Output_Power_Powermeter_DTS_V01 Version: 0.0.1 | TCID_FCC15247_3
My Description	FCC 15.247 Maximum Peak Output Power Powermeter Conducted DTS - WLAN 2G4 nHT20-mode
Add. Information	

Test Parameter	
Technology to test	WLAN2G4 nHT20-mode
Antenna Port used	1
Temperature	mid
Voltage	mid
Frequency low to test	True | Freq [MHz] 2412
Frequency mid to test	False | Freq [MHz] 2437
Frequency high to test	False | Freq [MHz] 2462
Switched Path	IUT - SignalingUnit - PowerMeter
Devices in use	| PM: Keysight Technologies,U2021XA,MY59190010,A.04.06

Test at TX 2412 MHz

RESULT: TC_VM_FCC15247_Maximum_Peak_Conducted_Output_Power_Powermeter_DTS_V01					
Test Description	Lower Limit	Upper Limit	Measured	Unit	Verdict
Found Peak cond.	---	---	15.94	dBm	PASS

TEST FINISHED		
General Verdict	28.11.2019 09:56:19 / RT: 4 s	PASS

47. FCC Part 15.247 Maximum Peak Conducted Output Power Powermeter DTS ~ WLAN2G4 nHT20-mode

Test References	
TC Start	28.11.2019 09:58:16
System Version	1.0.0.24
Test Specification	FCC Part 15.247
Test Method	DTS: KDB 558074 D01 V05 - Chapter 8.3.1.3 PKPM1 Peak-reading Power Meter Method
Class / TC Version / TC ID	TC_VM_FCC15247_Maximum_Peak_Conducted_Output_Power_Powermeter_DTS_V01 Version: 0.0.1 | TCID_FCC15247_3
My Description	FCC 15.247 Maximum Peak Output Power Powermeter Conducted DTS - WLAN 2G4 nHT20-mode
Add. Information	

Test Parameter	
Technology to test	WLAN2G4 nHT20-mode
Antenna Port used	1
Temperature	mid
Voltage	mid
Frequency low to test	False | Freq [MHz] 2412
Frequency mid to test	True | Freq [MHz] 2437
Frequency high to test	False | Freq [MHz] 2462
Switched Path	IUT - SignalingUnit - PowerMeter
Devices in use	| PM: Keysight Technologies,U2021XA,MY59190010,A.04.06

Test at TX 2437 MHz

RESULT: TC_VM_FCC15247_Maximum_Peak_Conducted_Output_Power_Powermeter_DTS_V01					
Test Description	Lower Limit	Upper Limit	Measured	Unit	Verdict
Found Peak cond.	---	---	15.14	dBm	PASS

TEST FINISHED		
General Verdict	28.11.2019 09:58:21 / RT: 4 s	PASS

48. FCC Part 15.247 Maximum Peak Conducted Output Power Powermeter DTS ~ WLAN2G4 nHT20-mode

Test References	
TC Start	28.11.2019 10:00:07
System Version	1.0.0.24
Test Specification	FCC Part 15.247
Test Method	DTS: KDB 558074 D01 V05 - Chapter 8.3.1.3 PKPM1 Peak-reading Power Meter Method
Class / TC Version / TC ID	TC_VM_FCC15247_Maximum_Peak_Conducted_Output_Power_Powermeter_DTS_V01 Version: 0.0.1 | TCID_FCC15247_3
My Description	FCC 15.247 Maximum Peak Output Power Powermeter Conducted DTS - WLAN 2G4 nHT20-mode
Add. Information	

Test Parameter	
Technology to test	WLAN2G4 nHT20-mode
Antenna Port used	1
Temperature	mid
Voltage	mid
Frequency low to test	False | Freq [MHz] 2412
Frequency mid to test	False | Freq [MHz] 2437
Frequency high to test	True | Freq [MHz] 2462
Switched Path	IUT - SignalingUnit - PowerMeter
Devices in use	| PM: Keysight Technologies,U2021XA,MY59190010,A.04.06

Test at TX 2462 MHz

RESULT: TC_VM_FCC15247_Maximum_Peak_Conducted_Output_Power_Powermeter_DTS_V01					
Test Description	Lower Limit	Upper Limit	Measured	Unit	Verdict
Found Peak cond.	---	---	15.02	dBm	PASS

TEST FINISHED		
General Verdict	28.11.2019 10:00:12 / RT: 4 s	PASS

49. FCC Part 15.247 Maximum Peak Conducted Output Power Powermeter DTS ~ WLAN2G4 nHT40-mode

Test References	
TC Start	28.11.2019 10:01:54
System Version	1.0.0.24
Test Specification	FCC Part 15.247
Test Method	DTS: KDB 558074 D01 V05 - Chapter 8.3.1.3 PKPM1 Peak-reading Power Meter Method
Class / TC Version / TC ID	TC_VM_FCC15247_Maximum_Peak_Conducted_Output_Power_Powermeter_DTS_V01 Version: 0.0.1 | TCID_FCC15247_3
My Description	FCC 15.247 Maximum Peak Output Power Powermeter Conducted DTS - WLAN 2G4 nHT40-mode
Add. Information	

Test Parameter	
Technology to test	WLAN2G4 nHT40-mode
Antenna Port used	1
Temperature	mid
Voltage	mid
Frequency low to test	True | Freq [MHz] 2422
Frequency mid to test	False | Freq [MHz] 2437
Frequency high to test	False | Freq [MHz] 2452
Switched Path	IUT - SignalingUnit - PowerMeter
Devices in use	| PM: Keysight Technologies,U2021XA,MY59190010,A.04.06

Test at TX 2422 MHz

RESULT: TC_VM_FCC15247_Maximum_Peak_Conducted_Output_Power_Powermeter_DTS_V01					
Test Description	Lower Limit	Upper Limit	Measured	Unit	Verdict
Found Peak cond.	---	---	16.65	dBm	PASS

TEST FINISHED		
General Verdict	28.11.2019 10:01:59 / RT: 4 s	PASS

50. FCC Part 15.247 Maximum Peak Conducted Output Power Powermeter DTS ~ WLAN2G4 nHT40-mode

Test References	
TC Start	28.11.2019 10:03:35
System Version	1.0.0.24
Test Specification	FCC Part 15.247
Test Method	DTS: KDB 558074 D01 V05 - Chapter 8.3.1.3 PKPM1 Peak-reading Power Meter Method
Class / TC Version / TC ID	TC_VM_FCC15247_Maximum_Peak_Conducted_Output_Power_Powermeter_DTS_V01 Version: 0.0.1 | TCID_FCC15247_3
My Description	FCC 15.247 Maximum Peak Output Power Powermeter Conducted DTS - WLAN 2G4 nHT40-mode
Add. Information	

Test Parameter	
Technology to test	WLAN2G4 nHT40-mode
Antenna Port used	1
Temperature	mid
Voltage	mid
Frequency low to test	False | Freq [MHz] 2422
Frequency mid to test	True | Freq [MHz] 2437
Frequency high to test	False | Freq [MHz] 2452
Switched Path	IUT - SignalingUnit - PowerMeter
Devices in use	| PM: Keysight Technologies,U2021XA,MY59190010,A.04.06

Test at TX 2437 MHz

RESULT: TC_VM_FCC15247_Maximum_Peak_Conducted_Output_Power_Powermeter_DTS_V01					
Test Description	Lower Limit	Upper Limit	Measured	Unit	Verdict
Found Peak cond.	---	---	14.46	dBm	PASS

TEST FINISHED		
General Verdict	28.11.2019 10:03:39 / RT: 4 s	PASS

51. FCC Part 15.247 Maximum Peak Conducted Output Power Powermeter DTS ~ WLAN2G4 nHT40-mode

Test References	
TC Start	28.11.2019 10:05:29
System Version	1.0.0.24
Test Specification	FCC Part 15.247
Test Method	DTS: KDB 558074 D01 V05 - Chapter 8.3.1.3 PKPM1 Peak-reading Power Meter Method
Class / TC Version / TC ID	TC_VM_FCC15247_Maximum_Peak_Conducted_Output_Power_Powermeter_DTS_V01 Version: 0.0.1 | TCID_FCC15247_3
My Description	FCC 15.247 Maximum Peak Output Power Powermeter Conducted DTS - WLAN 2G4 nHT40-mode
Add. Information	

Test Parameter	
Technology to test	WLAN2G4 nHT40-mode
Antenna Port used	1
Temperature	mid
Voltage	mid
Frequency low to test	False | Freq [MHz] 2422
Frequency mid to test	False | Freq [MHz] 2437
Frequency high to test	True | Freq [MHz] 2452
Switched Path	IUT - SignalingUnit - PowerMeter
Devices in use	| PM: Keysight Technologies,U2021XA,MY59190010,A.04.06

Test at TX 2452 MHz

RESULT: TC_VM_FCC15247_Maximum_Peak_Conducted_Output_Power_Powermeter_DTS_V01					
Test Description	Lower Limit	Upper Limit	Measured	Unit	Verdict
Found Peak cond.	---	---	14.97	dBm	PASS

TEST FINISHED		
General Verdict	28.11.2019 10:05:33 / RT: 4 s	PASS

52. FCC Part 15.247 TX Spurious Conduced ~ WLAN2G4 b-mode

Test References	
TC Start	26.11.2019 08:38:15
System Version	1.0.0.24
Test Specification	FCC Part 15.247
Test Method	IF DTS then 8.5 DTS emissions in non-restricted frequency bands: Subclause 11.11 of ANSI C63.10 is applicable.
Class / TC Version / TC ID	TC_VM_FCC15247_TX_Emissions_Conducted_V01 Version: 0.0.1 | TCID_FCC15247_8
My Description	FCC 15.247 TX Emissions Conducted DTS - WLAN 2G4 b-mode
Add. Information	

Test Parameter	
Technology to test	WLAN2G4 b-mode
Antenna Port used	1
Temperature	mid
Voltage	mid
Frequency low to test	True | Freq [MHz] 2412
Frequency mid to test	False | Freq [MHz] 2437
Frequency high to test	False | Freq [MHz] 2472
Switched Path	IUT - SignalingUnit - SpectrumAnalyzer
Devices in use	| SA: Rohde&Schwarz,FSV-40,1307.9002K40/101042,3.60

Test at TX 2412 MHz

READ SA SETTINGS:	
RefLevel [dBm] | RefLevelOffset [dB] | InpAtt [dB]	7.79 | 0 | 25
Start [MHz] | Stop [MHz]	24530.000 | 25030.000
RBW [MHz] | VBW [MHz]	0.100000 | 0.300000
Detector | TraceMode	POS | MAXH
Sweep: Time [ms] | Count | Points per Section | Type	500 | 8 | 3001 | SWE

RESULT: TC_VM_FCC15247_TX_Emissions_Conducted_V01

Test Description	Lower Limit	Upper Limit	Measured	Unit	Verdict
Reference @ 2411.50 MHz	---	---	-2.25	dBm	Information
No peaks detected	---	---			PASS

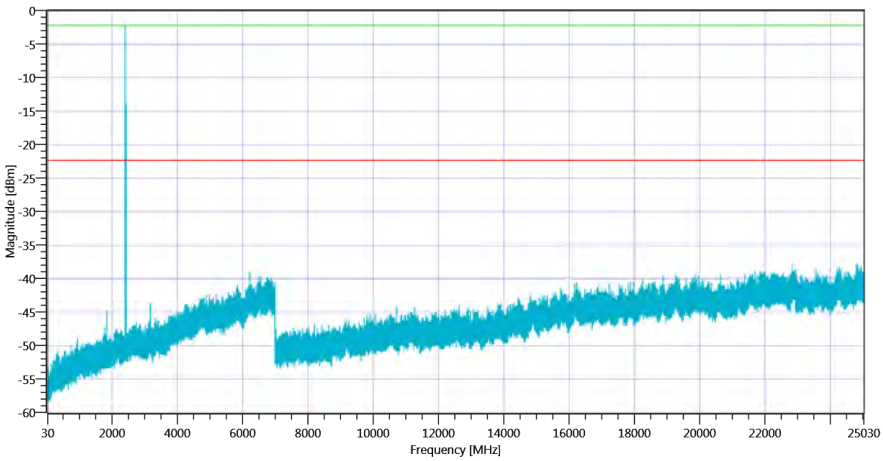

Plot_FCC Part 15.247 TX Spurious Conduced ~ WLAN2G4 b-mode 2412_26112019_084306.png

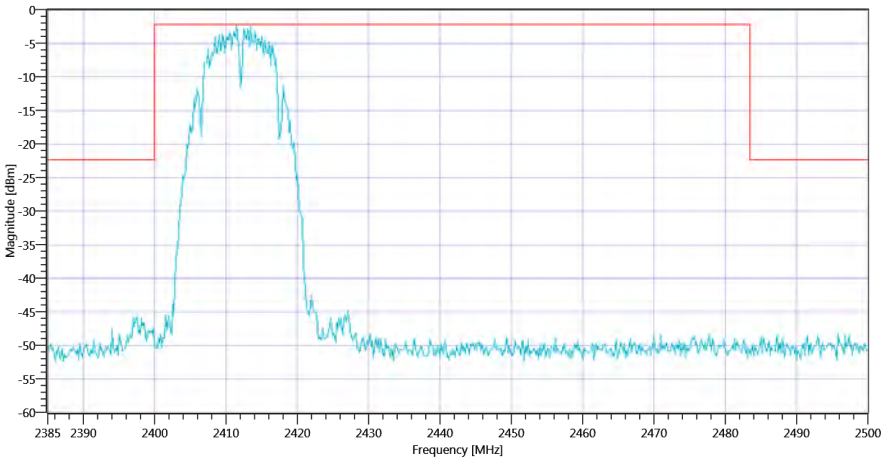

Plot_FCC Part 15.247 TX Spurious Conduced ~ WLAN2G4 b-mode 2412_26112019_084309.png

TEST FINISHED		
General Verdict	26.11.2019 08:43:10 / RT: 294 s	PASS

53. FCC Part 15.247 TX Spurious Conduced ~ WLAN2G4 b-mode

Test References	
TC Start	26.11.2019 08:49:37
System Version	1.0.0.24
Test Specification	FCC Part 15.247
Test Method	IF DTS then 8.5 DTS emissions in non-restricted frequency bands: Subclause 11.11 of ANSI C63.10 is applicable.
Class / TC Version / TC ID	TC_VM_FCC15247_TX_Emissions_Conducted_V01 Version: 0.0.1 | TCID_FCC15247_8
My Description	FCC 15.247 TX Emissions Conducted DTS - WLAN 2G4 b-mode
Add. Information	

Test Parameter	
Technology to test	WLAN2G4 b-mode
Antenna Port used	1
Temperature	mid
Voltage	mid
Frequency low to test	False | Freq [MHz] 2412
Frequency mid to test	True | Freq [MHz] 2437
Frequency high to test	False | Freq [MHz] 2472
Switched Path	IUT - SignalingUnit - SpectrumAnalyzer
Devices in use	| SA: Rohde&Schwarz,FSV-40,1307.9002K40/101042,3.60

Test at TX 2437 MHz

READ SA SETTINGS:	
RefLevel [dBm] | RefLevelOffset [dB] | InpAtt [dB]	6.81 | 0 | 25
Start [MHz] | Stop [MHz]	24530.000 | 25030.000
RBW [MHz] | VBW [MHz]	0.100000 | 0.300000
Detector | TraceMode	POS | MAXH
Sweep: Time [ms] | Count | Points per Section | Type	500 | 8 | 3001 | SWE

RESULT: TC_VM_FCC15247_TX_Emissions_Conducted_V01

Test Description	Lower Limit	Upper Limit	Measured	Unit	Verdict
Reference @ 2436.50 MHz	---	---	-2.72	dBm	Information
No peaks detected	---	---			PASS

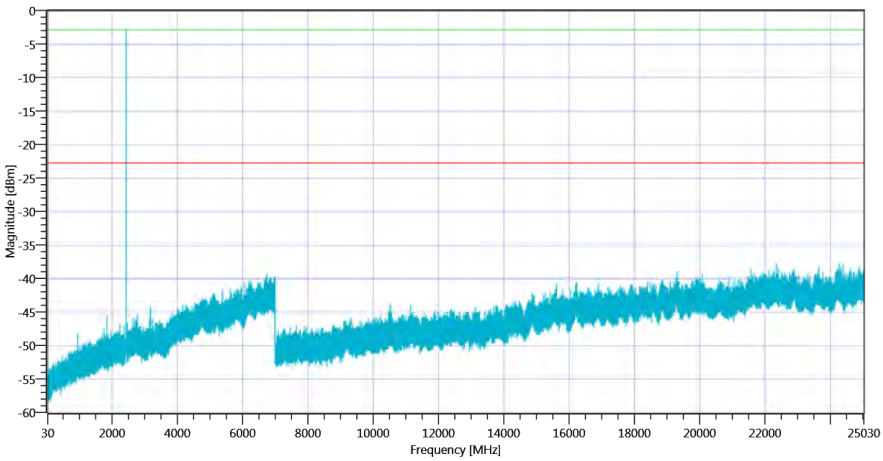

Plot_FCC Part 15.247 TX Spurious Conduced ~ WLAN2G4 b-mode 2437_26112019_085425.png

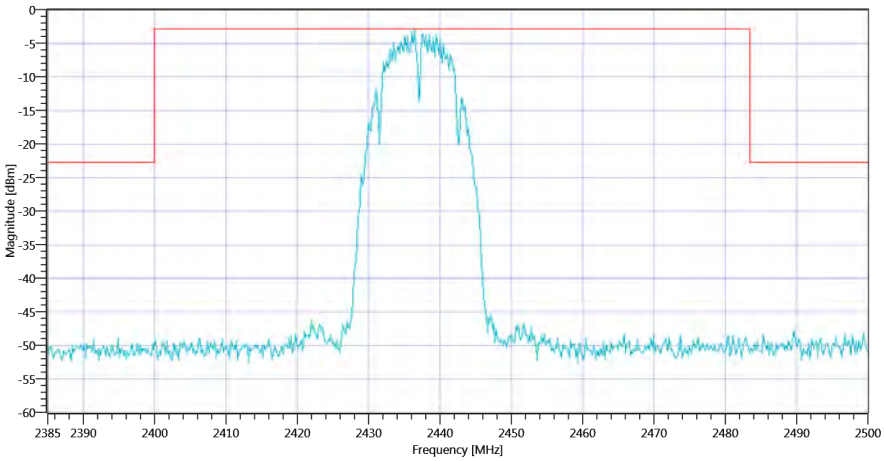

Plot_FCC Part 15.247 TX Spurious Conduced ~ WLAN2G4 b-mode 2437_26112019_085428.png

TEST FINISHED		
General Verdict	26.11.2019 08:54:29 / RT: 291 s	PASS

54. FCC Part 15.247 TX Spurious Conduced ~ WLAN2G4 b-mode

Test References	
TC Start	26.11.2019 09:02:18
System Version	1.0.0.24
Test Specification	FCC Part 15.247
Test Method	IF DTS then 8.5 DTS emissions in non-restricted frequency bands: Subclause 11.11 of ANSI C63.10 is applicable.
Class / TC Version / TC ID	TC_VM_FCC15247_TX_Emissions_Conducted_V01 Version: 0.0.1 | TCID_FCC15247_8
My Description	FCC 15.247 TX Emissions Conducted DTS - WLAN 2G4 b-mode
Add. Information	

Test Parameter	
Technology to test	WLAN2G4 b-mode
Antenna Port used	1
Temperature	mid
Voltage	mid
Frequency low to test	False | Freq [MHz] 2412
Frequency mid to test	False | Freq [MHz] 2437
Frequency high to test	True | Freq [MHz] 2462
Switched Path	IUT - SignalingUnit - SpectrumAnalyzer
Devices in use	| SA: Rohde&Schwarz,FSV-40,1307.9002K40/101042,3.60

Test at TX 2462 MHz

READ SA SETTINGS:	
RefLevel [dBm] | RefLevelOffset [dB] | InpAtt [dB]	6.54 | 0 | 25
Start [MHz] | Stop [MHz]	24530.000 | 25030.000
RBW [MHz] | VBW [MHz]	0.100000 | 0.300000
Detector | TraceMode	POS | MAXH
Sweep: Time [ms] | Count | Points per Section | Type	500 | 8 | 3001 | SWE

RESULT: TC_VM_FCC15247_TX_Emissions_Conducted_V01

Test Description	Lower Limit	Upper Limit	Measured	Unit	Verdict
Reference @ 2461.00 MHz	---	---	-3.55	dBm	Information
No peaks detected	---	---			PASS

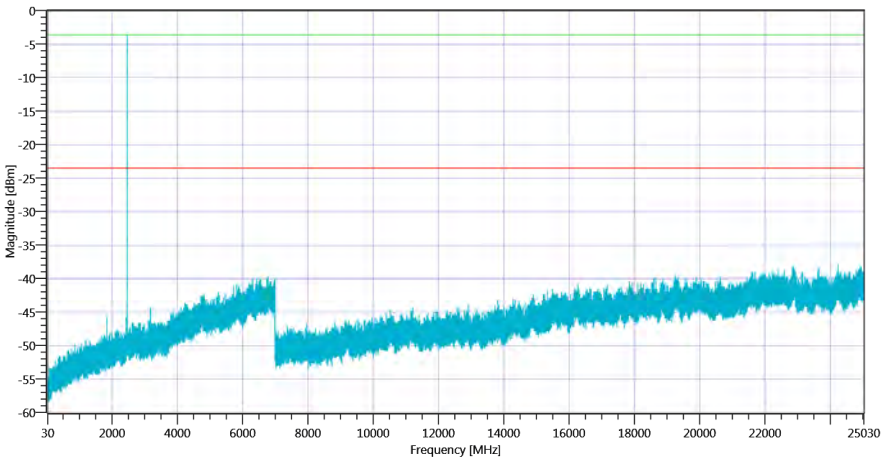

Plot_FCC Part 15.247 TX Spurious Conduced ~ WLAN2G4 b-mode 2462_26112019_090702.png

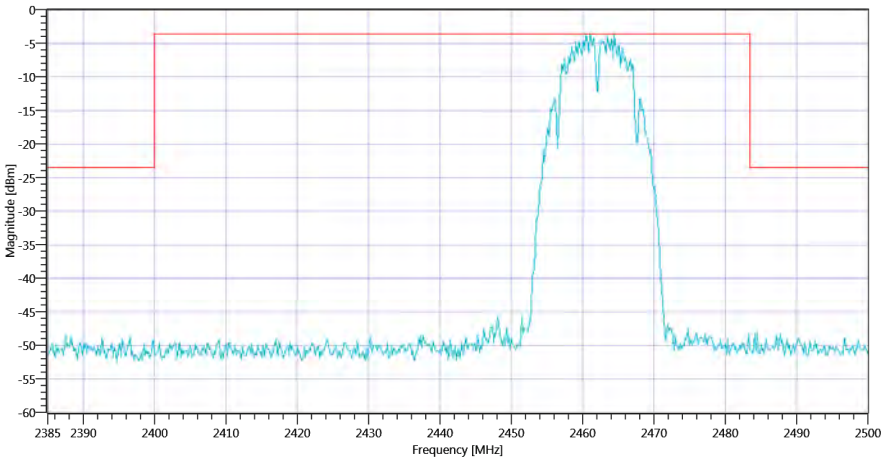

Plot_FCC Part 15.247 TX Spurious Conduced ~ WLAN2G4 b-mode 2462_26112019_090705.png

TEST FINISHED		
General Verdict	26.11.2019 09:07:06 / RT: 288 s	PASS

55. FCC Part 15.247 TX Spurious Conduced ~ WLAN2G4 g-mode

Test References	
TC Start	26.11.2019 09:13:37
System Version	1.0.0.24
Test Specification	FCC Part 15.247
Test Method	IF DTS then 8.5 DTS emissions in non-restricted frequency bands: Subclause 11.11 of ANSI C63.10 is applicable.
Class / TC Version / TC ID	TC_VM_FCC15247_TX_Emissions_Conducted_V01 Version: 0.0.1 | TCID_FCC15247_8
My Description	FCC 15.247 TX Emissions Conducted DTS - WLAN 2G4 g-mode
Add. Information	

Test Parameter	
Technology to test	WLAN2G4 g-mode
Antenna Port used	1
Temperature	mid
Voltage	mid
Frequency low to test	True | Freq [MHz] 2412
Frequency mid to test	False | Freq [MHz] 2437
Frequency high to test	False | Freq [MHz] 2462
Switched Path	IUT - SignalingUnit - SpectrumAnalyzer
Devices in use	| SA: Rohde&Schwarz,FSV-40,1307.9002K40/101042,3.60

Test at TX 2412 MHz

READ SA SETTINGS:	
RefLevel [dBm] | RefLevelOffset [dB] | InpAtt [dB]	4.90 | 0 | 20
Start [MHz] | Stop [MHz]	24530.000 | 25030.000
RBW [MHz] | VBW [MHz]	0.100000 | 0.300000
Detector | TraceMode	POS | MAXH
Sweep: Time [ms] | Count | Points per Section | Type	500 | 8 | 3001 | SWE

RESULT: TC_VM_FCC15247_TX_Emissions_Conducted_V01

Test Description	Lower Limit	Upper Limit	Measured	Unit	Verdict
Reference @ 2409.17 MHz	---	---	-10.13	dBm	Information
No peaks detected	---	---			PASS

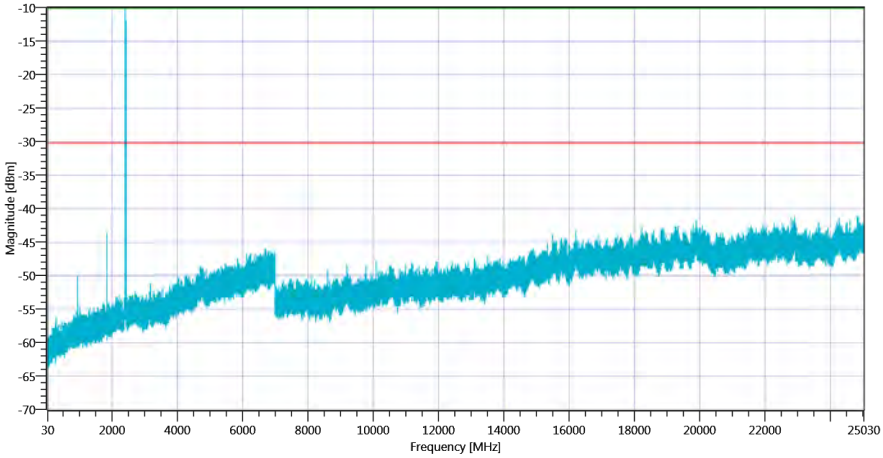

Plot_FCC Part 15.247 TX Spurious Conduced ~ WLAN2G4 g-mode 2412_26112019_091821.png

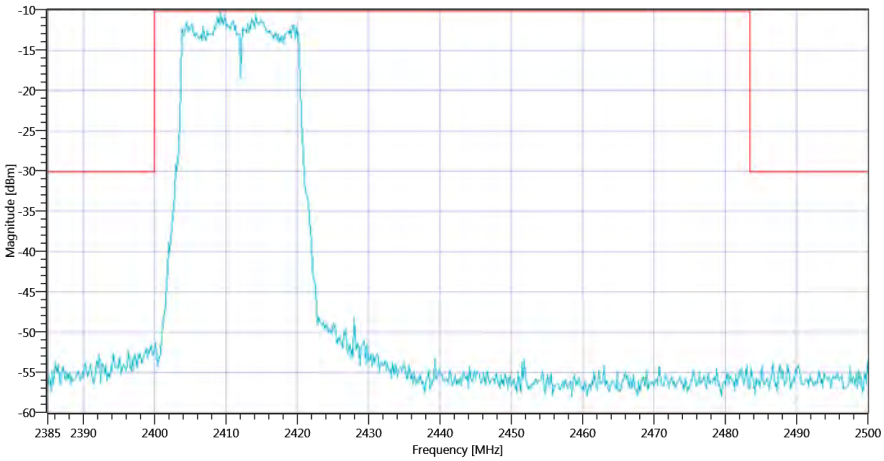

Plot_FCC Part 15.247 TX Spurious Conduced ~ WLAN2G4 g-mode 2412_26112019_091824.png

TEST FINISHED		
General Verdict	26.11.2019 09:18:25 / RT: 288 s	PASS

56. FCC Part 15.247 TX Spurious Conduced ~ WLAN2G4 g-mode

Test References	
TC Start	26.11.2019 09:22:16
System Version	1.0.0.24
Test Specification	FCC Part 15.247
Test Method	IF DTS then 8.5 DTS emissions in non-restricted frequency bands: Subclause 11.11 of ANSI C63.10 is applicable.
Class / TC Version / TC ID	TC_VM_FCC15247_TX_Emissions_Conducted_V01 Version: 0.0.1 | TCID_FCC15247_8
My Description	FCC 15.247 TX Emissions Conducted DTS - WLAN 2G4 g-mode
Add. Information	

Test Parameter	
Technology to test	WLAN2G4 g-mode
Antenna Port used	1
Temperature	mid
Voltage	mid
Frequency low to test	False | Freq [MHz] 2412
Frequency mid to test	True | Freq [MHz] 2437
Frequency high to test	False | Freq [MHz] 2462
Switched Path	IUT - SignalingUnit - SpectrumAnalyzer
Devices in use	| SA: Rohde&Schwarz,FSV-40,1307.9002K40/101042,3.60

Test at TX 2437 MHz

READ SA SETTINGS:	
RefLevel [dBm] | RefLevelOffset [dB] | InpAtt [dB]	4.66 | 0 | 20
Start [MHz] | Stop [MHz]	24530.000 | 25030.000
RBW [MHz] | VBW [MHz]	0.100000 | 0.300000
Detector | TraceMode	POS | MAXH
Sweep: Time [ms] | Count | Points per Section | Type	500 | 8 | 3001 | SWE

RESULT: TC_VM_FCC15247_TX_Emissions_Conducted_V01

Test Description	Lower Limit	Upper Limit	Measured	Unit	Verdict
Reference @ 2440.33 MHz	---	---	-11.32	dBm	Information
No peaks detected	---	---			PASS

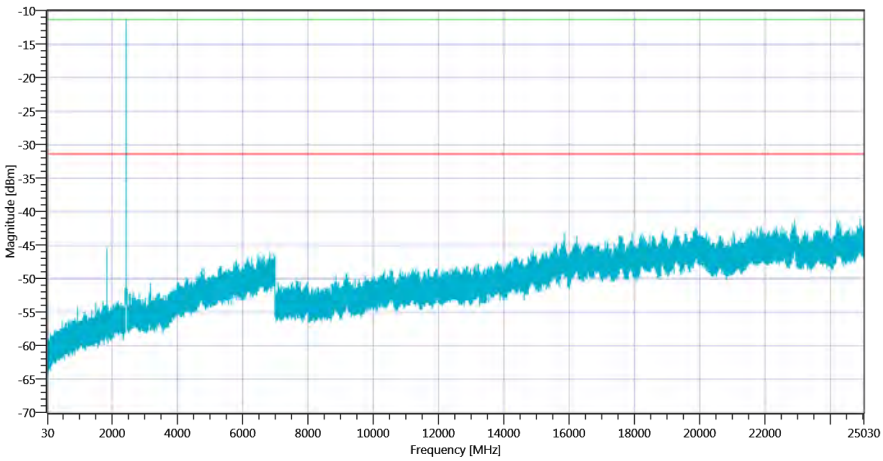

Plot_FCC Part 15.247 TX Spurious Conduced ~ WLAN2G4 g-mode 2437_26112019_092700.png

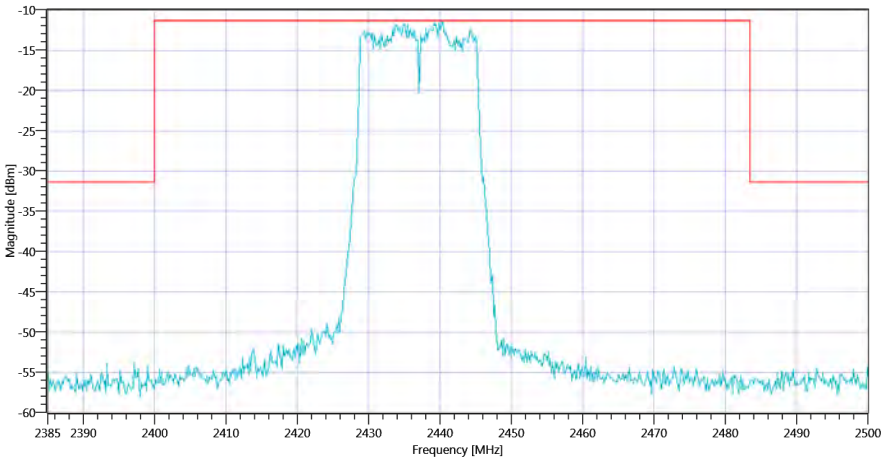

Plot_FCC Part 15.247 TX Spurious Conduced ~ WLAN2G4 g-mode 2437_26112019_092702.png

TEST FINISHED		
General Verdict	26.11.2019 09:27:04 / RT: 287 s	PASS

57. FCC Part 15.247 TX Spurious Conduced ~ WLAN2G4 g-mode

Test References	
TC Start	26.11.2019 09:30:44
System Version	1.0.0.24
Test Specification	FCC Part 15.247
Test Method	IF DTS then 8.5 DTS emissions in non-restricted frequency bands: Subclause 11.11 of ANSI C63.10 is applicable.
Class / TC Version / TC ID	TC_VM_FCC15247_TX_Emissions_Conducted_V01 Version: 0.0.1 | TCID_FCC15247_8
My Description	FCC 15.247 TX Emissions Conducted DTS - WLAN 2G4 g-mode
Add. Information	

Test Parameter	
Technology to test	WLAN2G4 g-mode
Antenna Port used	1
Temperature	mid
Voltage	mid
Frequency low to test	False | Freq [MHz] 2412
Frequency mid to test	False | Freq [MHz] 2437
Frequency high to test	True | Freq [MHz] 2462
Switched Path	IUT - SignalingUnit - SpectrumAnalyzer
Devices in use	| SA: Rohde&Schwarz,FSV-40,1307.9002K40/101042,3.60

Test at TX 2462 MHz

READ SA SETTINGS:	
RefLevel [dBm] | RefLevelOffset [dB] | InpAtt [dB]	4.37 | 0 | 20
Start [MHz] | Stop [MHz]	24530.000 | 25030.000
RBW [MHz] | VBW [MHz]	0.100000 | 0.300000
Detector | TraceMode	POS | MAXH
Sweep: Time [ms] | Count | Points per Section | Type	500 | 8 | 3001 | SWE

RESULT: TC_VM_FCC15247_TX_Emissions_Conducted_V01

Test Description	Lower Limit	Upper Limit	Measured	Unit	Verdict
Reference @ 2464.83 MHz	---	---	-11.56	dBm	Information
No peaks detected	---	---			PASS

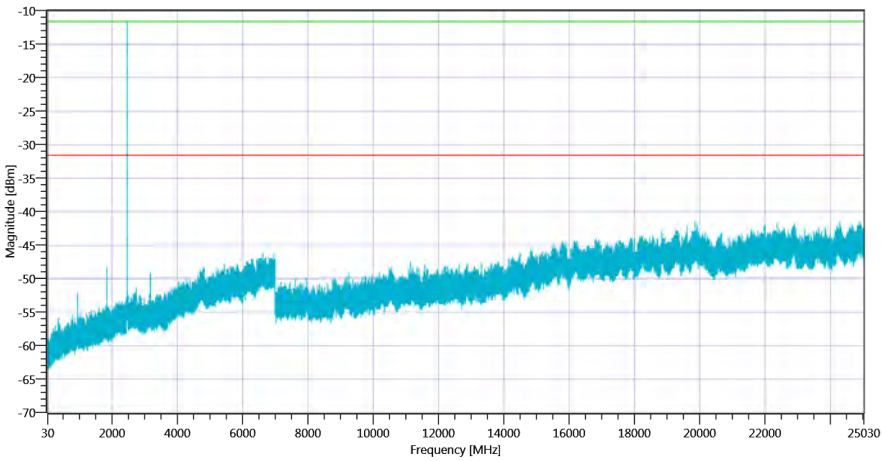

Plot_FCC Part 15.247 TX Spurious Conduced ~ WLAN2G4 g-mode 2462_26112019_093528.png

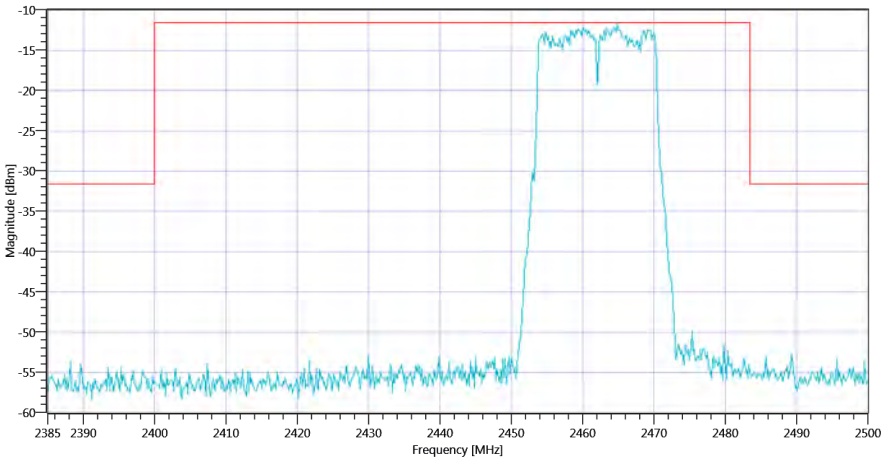

Plot_FCC Part 15.247 TX Spurious Conduced ~ WLAN2G4 g-mode 2462_26112019_093531.png

TEST FINISHED		
General Verdict	26.11.2019 09:35:32 / RT: 287 s	PASS

58. FCC Part 15.247 TX Spurious Conduced ~ WLAN2G4 nHT20-mode

Test References	
TC Start	26.11.2019 09:39:56
System Version	1.0.0.24
Test Specification	FCC Part 15.247
Test Method	IF DTS then 8.5 DTS emissions in non-restricted frequency bands: Subclause 11.11 of ANSI C63.10 is applicable.
Class / TC Version / TC ID	TC_VM_FCC15247_TX_Emissions_Conducted_V01 Version: 0.0.1 | TCID_FCC15247_8
My Description	FCC 15.247 TX Emissions Conducted DTS - WLAN 2G4 nHT20_mode
Add. Information	

Test Parameter	
Technology to test	WLAN2G4 nHT20-mode
Antenna Port used	1
Temperature	mid
Voltage	mid
Frequency low to test	True | Freq [MHz] 2412
Frequency mid to test	False | Freq [MHz] 2437
Frequency high to test	False | Freq [MHz] 2462
Switched Path	IUT - SignalingUnit - SpectrumAnalyzer
Devices in use	| SA: Rohde&Schwarz,FSV-40,1307.9002K40/101042,3.60

Test at TX 2412 MHz

READ SA SETTINGS:	
RefLevel [dBm] | RefLevelOffset [dB] | InpAtt [dB]	5.06 | 0 | 25
Start [MHz] | Stop [MHz]	24530.000 | 25030.000
RBW [MHz] | VBW [MHz]	0.100000 | 0.300000
Detector | TraceMode	POS | MAXH
Sweep: Time [ms] | Count | Points per Section | Type	500 | 8 | 3001 | SWE

RESULT: TC_VM_FCC15247_TX_Emissions_Conducted_V01

Test Description	Lower Limit	Upper Limit	Measured	Unit	Verdict
Reference @ 2414.83 MHz	---	---	-11.43	dBm	Information
No peaks detected	---	---			PASS

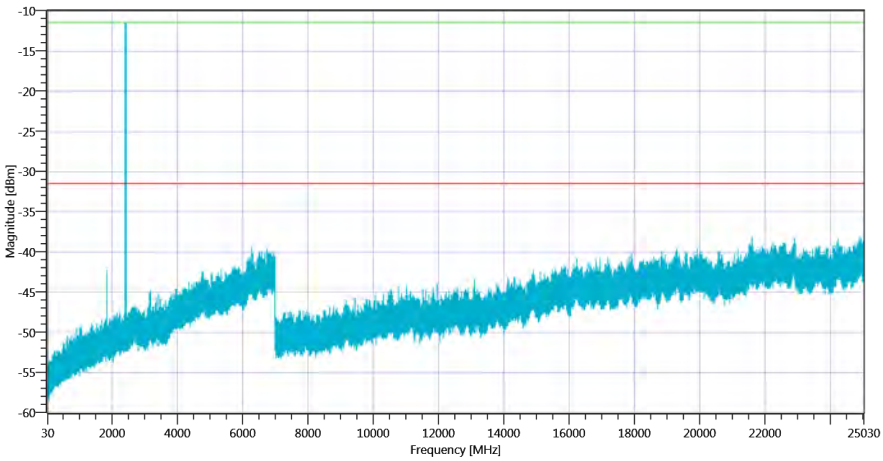

Plot_FCC Part 15.247 TX Spurious Conduced ~ WLAN2G4 nHT20-mode 2412_26112019_094440.png

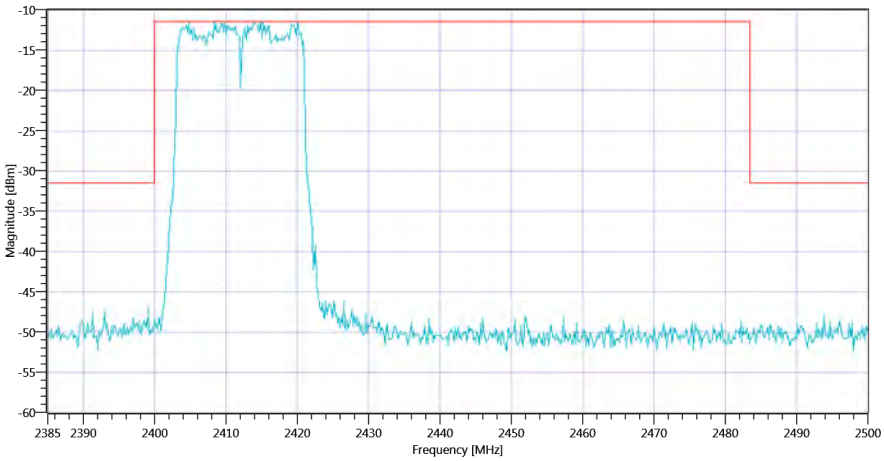

Plot_FCC Part 15.247 TX Spurious Conduced ~ WLAN2G4 nHT20-mode 2412_26112019_094442.png

TEST FINISHED		
General Verdict	26.11.2019 09:44:44 / RT: 287 s	PASS

59. FCC Part 15.247 TX Spurious Conduced ~ WLAN2G4 nHT20-mode

Test References	
TC Start	26.11.2019 09:48:18
System Version	1.0.0.24
Test Specification	FCC Part 15.247
Test Method	IF DTS then 8.5 DTS emissions in non-restricted frequency bands: Subclause 11.11 of ANSI C63.10 is applicable.
Class / TC Version / TC ID	TC_VM_FCC15247_TX_Emissions_Conducted_V01 Version: 0.0.1 | TCID_FCC15247_8
My Description	FCC 15.247 TX Emissions Conducted DTS - WLAN 2G4 nHT20_mode
Add. Information	

Test Parameter	
Technology to test	WLAN2G4 nHT20-mode
Antenna Port used	1
Temperature	mid
Voltage	mid
Frequency low to test	False | Freq [MHz] 2412
Frequency mid to test	True | Freq [MHz] 2437
Frequency high to test	False | Freq [MHz] 2462
Switched Path	IUT - SignalingUnit - SpectrumAnalyzer
Devices in use	| SA: Rohde&Schwarz,FSV-40,1307.9002K40/101042,3.60

Test at TX 2437 MHz

READ SA SETTINGS:	
RefLevel [dBm] | RefLevelOffset [dB] | InpAtt [dB]	4.21 | 0 | 20
Start [MHz] | Stop [MHz]	24530.000 | 25030.000
RBW [MHz] | VBW [MHz]	0.100000 | 0.300000
Detector | TraceMode	POS | MAXH
Sweep: Time [ms] | Count | Points per Section | Type	500 | 8 | 3001 | SWE

RESULT: TC_VM_FCC15247_TX_Emissions_Conducted_V01

Test Description	Lower Limit	Upper Limit	Measured	Unit	Verdict
Reference @ 2440.00 MHz	---	---	-11.52	dBm	Information
No peaks detected	---	---			PASS

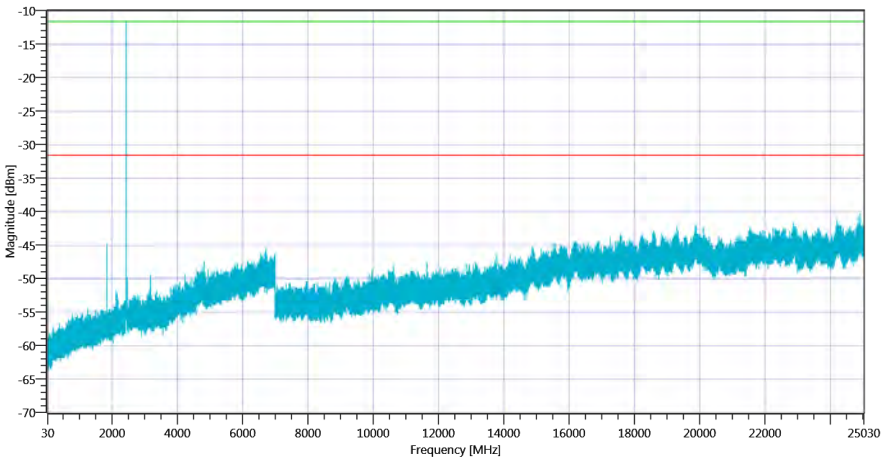

Plot_FCC Part 15.247 TX Spurious Conduced ~ WLAN2G4 nHT20-mode 2437_26112019_095302.png

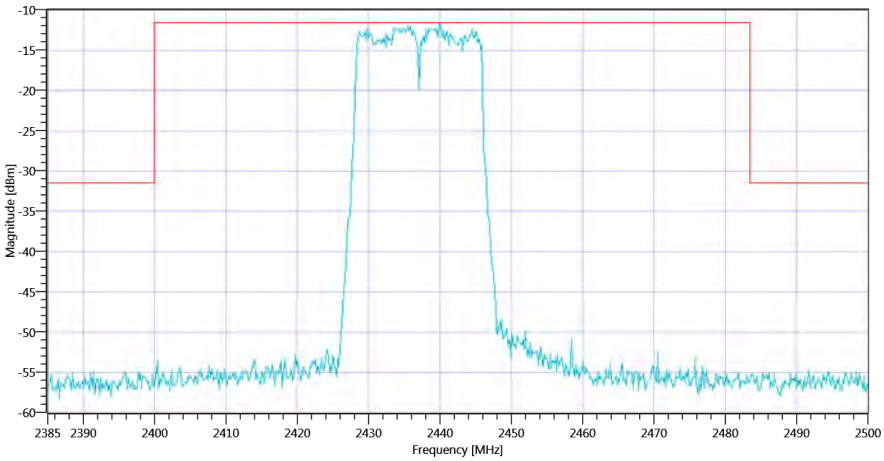

Plot_FCC Part 15.247 TX Spurious Conduced ~ WLAN2G4 nHT20-mode 2437_26112019_095304.png

TEST FINISHED		
General Verdict	26.11.2019 09:53:05 / RT: 287 s	PASS

60. FCC Part 15.247 TX Spurious Conduced ~ WLAN2G4 nHT20-mode

Test References	
TC Start	26.11.2019 09:56:37
System Version	1.0.0.24
Test Specification	FCC Part 15.247
Test Method	IF DTS then 8.5 DTS emissions in non-restricted frequency bands: Subclause 11.11 of ANSI C63.10 is applicable.
Class / TC Version / TC ID	TC_VM_FCC15247_TX_Emissions_Conducted_V01 Version: 0.0.1 | TCID_FCC15247_8
My Description	FCC 15.247 TX Emissions Conducted DTS - WLAN 2G4 nHT20_mode
Add. Information	

Test Parameter	
Technology to test	WLAN2G4 nHT20-mode
Antenna Port used	1
Temperature	mid
Voltage	mid
Frequency low to test	False | Freq [MHz] 2412
Frequency mid to test	False | Freq [MHz] 2437
Frequency high to test	True | Freq [MHz] 2462
Switched Path	IUT - SignalingUnit - SpectrumAnalyzer
Devices in use	| SA: Rohde&Schwarz,FSV-40,1307.9002K40/101042,3.60

Test at TX 2462 MHz

READ SA SETTINGS:	
RefLevel [dBm] | RefLevelOffset [dB] | InpAtt [dB]	4.49 | 0 | 20
Start [MHz] | Stop [MHz]	24530.000 | 25030.000
RBW [MHz] | VBW [MHz]	0.100000 | 0.300000
Detector | TraceMode	POS | MAXH
Sweep: Time [ms] | Count | Points per Section | Type	500 | 8 | 3001 | SWE

RESULT: TC_VM_FCC15247_TX_Emissions_Conducted_V01

Test Description	Lower Limit	Upper Limit	Measured	Unit	Verdict
Reference @ 2465.17 MHz	---	---	-11.85	dBm	Information
No peaks detected	---	---			PASS

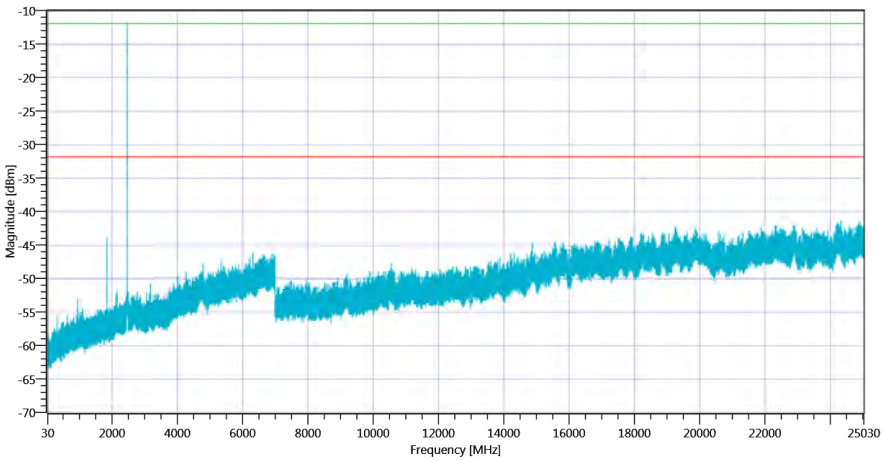

Plot_FCC Part 15.247 TX Spurious Conduced ~ WLAN2G4 nHT20-mode 2462_26112019_100121.png

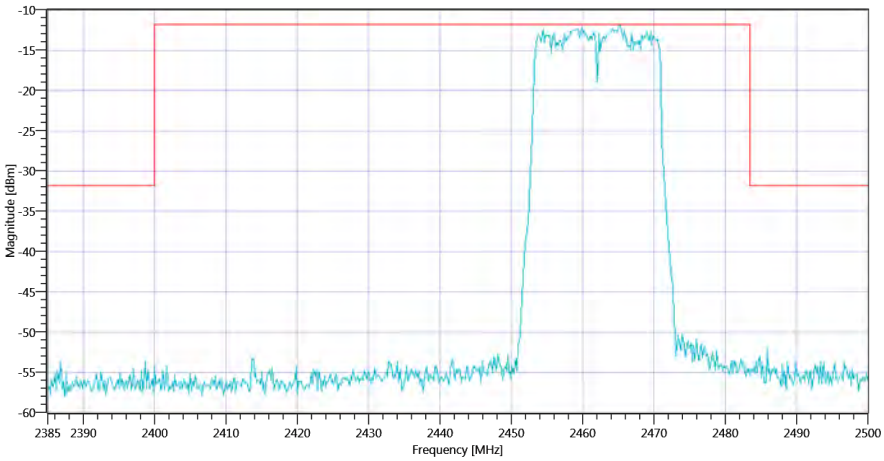

Plot_FCC Part 15.247 TX Spurious Conduced ~ WLAN2G4 nHT20-mode 2462_26112019_100123.png

TEST FINISHED		
General Verdict	26.11.2019 10:01:25 / RT: 287 s	PASS

61. FCC Part 15.247 TX Spurious Conduced ~ WLAN2G4 nHT40-mode

Test References	
TC Start	26.11.2019 10:10:45
System Version	1.0.0.24
Test Specification	FCC Part 15.247
Test Method	IF DTS then 8.5 DTS emissions in non-restricted frequency bands: Subclause 11.11 of ANSI C63.10 is applicable.
Class / TC Version / TC ID	TC_VM_FCC15247_TX_Emissions_Conducted_V01 Version: 0.0.1 | TCID_FCC15247_8
My Description	FCC 15.247 TX Emissions Conducted DTS - WLAN 2G4 nHT40_mode
Add. Information	

Test Parameter	
Technology to test	WLAN2G4 nHT40-mode
Antenna Port used	1
Temperature	mid
Voltage	mid
Frequency low to test	True | Freq [MHz] 2422
Frequency mid to test	False | Freq [MHz] 2437
Frequency high to test	False | Freq [MHz] 2452
Switched Path	IUT - SignalingUnit - SpectrumAnalyzer
Devices in use	| SA: Rohde&Schwarz,FSV-40,1307.9002K40/101042,3.60

Test at TX 2422 MHz

READ SA SETTINGS:	
RefLevel [dBm] | RefLevelOffset [dB] | InpAtt [dB]	1.75 | 0 | 20
Start [MHz] | Stop [MHz]	24530.000 | 25030.000
RBW [MHz] | VBW [MHz]	0.100000 | 0.300000
Detector | TraceMode	POS | MAXH
Sweep: Time [ms] | Count | Points per Section | Type	500 | 8 | 3001 | SWE

RESULT: TC_VM_FCC15247_TX_Emissions_Conducted_V01

Test Description	Lower Limit	Upper Limit	Measured	Unit	Verdict
Reference @ 2415.50 MHz	---	---	-13.71	dBm	Information
No peaks detected	---	---			PASS

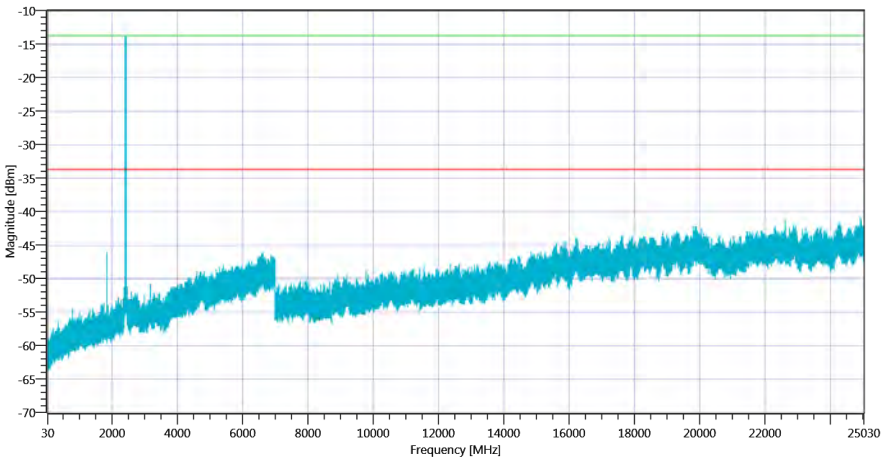

Plot_FCC Part 15.247 TX Spurious Conduced ~ WLAN2G4 nHT40-mode 2422_26112019_101529.png

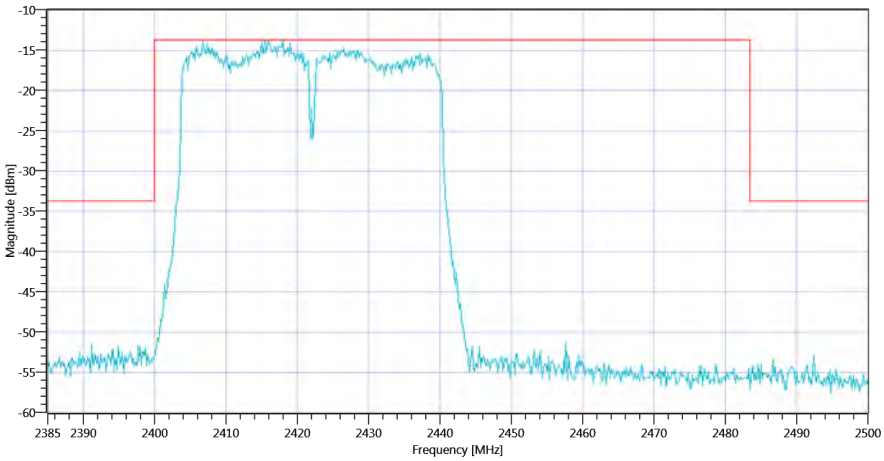

Plot_FCC Part 15.247 TX Spurious Conduced ~ WLAN2G4 nHT40-mode 2422_26112019_101531.png

TEST FINISHED		
General Verdict	26.11.2019 10:15:32 / RT: 287 s	PASS

62. FCC Part 15.247 TX Spurious Conduced ~ WLAN2G4 nHT40-mode

Test References	
TC Start	26.11.2019 10:21:13
System Version	1.0.0.24
Test Specification	FCC Part 15.247
Test Method	IF DTS then 8.5 DTS emissions in non-restricted frequency bands: Subclause 11.11 of ANSI C63.10 is applicable.
Class / TC Version / TC ID	TC_VM_FCC15247_TX_Emissions_Conducted_V01 Version: 0.0.1 | TCID_FCC15247_8
My Description	FCC 15.247 TX Emissions Conducted DTS - WLAN 2G4 nHT40_mode
Add. Information	

Test Parameter	
Technology to test	WLAN2G4 nHT40-mode
Antenna Port used	1
Temperature	mid
Voltage	mid
Frequency low to test	False | Freq [MHz] 2422
Frequency mid to test	True | Freq [MHz] 2437
Frequency high to test	False | Freq [MHz] 2452
Switched Path	IUT - SignalingUnit - SpectrumAnalyzer
Devices in use	| SA: Rohde&Schwarz,FSV-40,1307.9002K40/101042,3.60

Test at TX 2437 MHz

READ SA SETTINGS:	
RefLevel [dBm] | RefLevelOffset [dB] | InpAtt [dB]	2.15 | 0 | 20
Start [MHz] | Stop [MHz]	24530.000 | 25030.000
RBW [MHz] | VBW [MHz]	0.100000 | 0.300000
Detector | TraceMode	POS | MAXH
Sweep: Time [ms] | Count | Points per Section | Type	500 | 8 | 3001 | SWE

RESULT: TC_VM_FCC15247_TX_Emissions_Conducted_V01

Test Description	Lower Limit	Upper Limit	Measured	Unit	Verdict
Reference @ 2433.00 MHz	---	---	-14.74	dBm	Information
No peaks detected	---	---			PASS

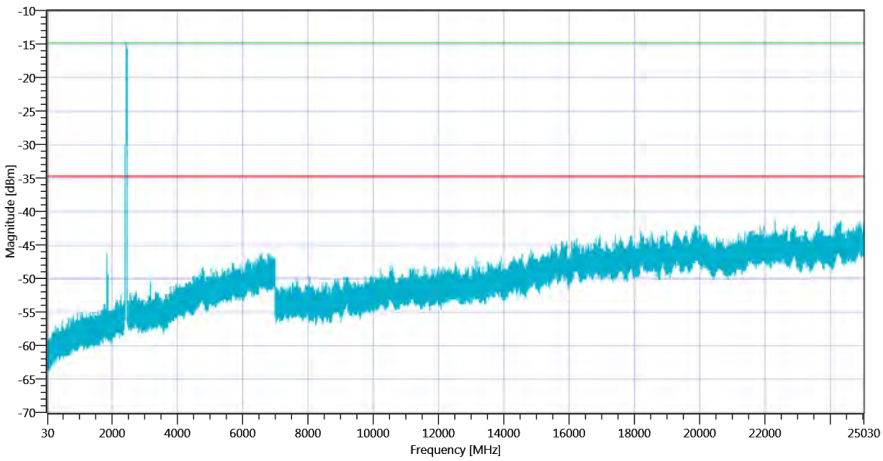

Plot_FCC Part 15.247 TX Spurious Conduced ~ WLAN2G4 nHT40-mode 2437_26112019_102557.png

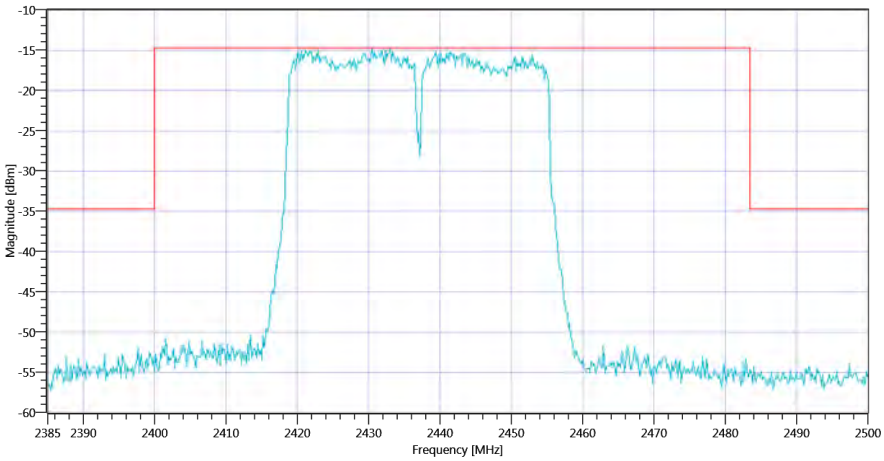

Plot_FCC Part 15.247 TX Spurious Conduced ~ WLAN2G4 nHT40-mode 2437_26112019_102600.png

TEST FINISHED		
General Verdict	26.11.2019 10:26:01 / RT: 287 s	PASS

63. FCC Part 15.247 TX Spurious Conduced ~ WLAN2G4 nHT40-mode

Test References	
TC Start	26.11.2019 10:29:48
System Version	1.0.0.24
Test Specification	FCC Part 15.247
Test Method	IF DTS then 8.5 DTS emissions in non-restricted frequency bands: Subclause 11.11 of ANSI C63.10 is applicable.
Class / TC Version / TC ID	TC_VM_FCC15247_TX_Emissions_Conducted_V01 Version: 0.0.1 | TCID_FCC15247_8
My Description	FCC 15.247 TX Emissions Conducted DTS - WLAN 2G4 nHT40_mode
Add. Information	

Test Parameter	
Technology to test	WLAN2G4 nHT40-mode
Antenna Port used	1
Temperature	mid
Voltage	mid
Frequency low to test	False | Freq [MHz] 2422
Frequency mid to test	False | Freq [MHz] 2437
Frequency high to test	True | Freq [MHz] 2452
Switched Path	IUT - SignalingUnit - SpectrumAnalyzer
Devices in use	| SA: Rohde&Schwarz,FSV-40,1307.9002K40/101042,3.60

Test at TX 2452 MHz

READ SA SETTINGS:	
RefLevel [dBm] | RefLevelOffset [dB] | InpAtt [dB]	1.51 | 0 | 20
Start [MHz] | Stop [MHz]	24530.000 | 25030.000
RBW [MHz] | VBW [MHz]	0.100000 | 0.300000
Detector | TraceMode	POS | MAXH
Sweep: Time [ms] | Count | Points per Section | Type	500 | 8 | 3001 | SWE

RESULT: TC_VM_FCC15247_TX_Emissions_Conducted_V01

Test Description	Lower Limit	Upper Limit	Measured	Unit	Verdict
Reference @ 2447.33 MHz	---	---	-14.54	dBm	Information
No peaks detected	---	---			PASS

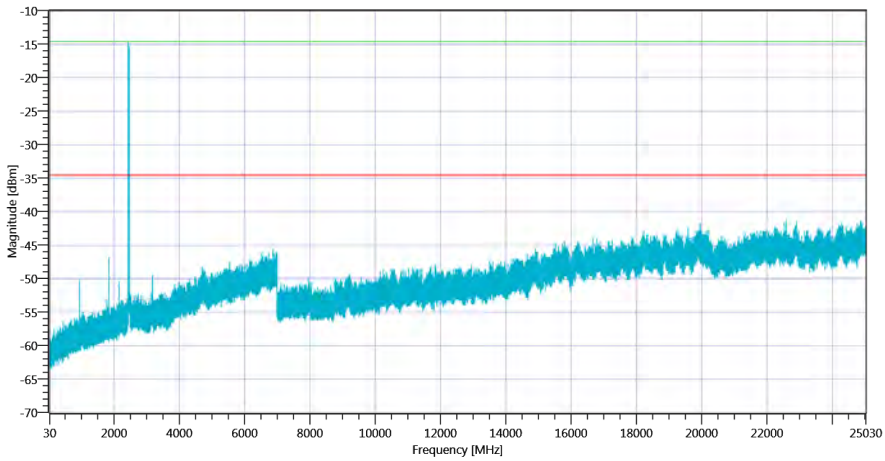

Plot_FCC Part 15.247 TX Spurious Conduced ~ WLAN2G4 nHT40-mode 2452_26112019_103432.png

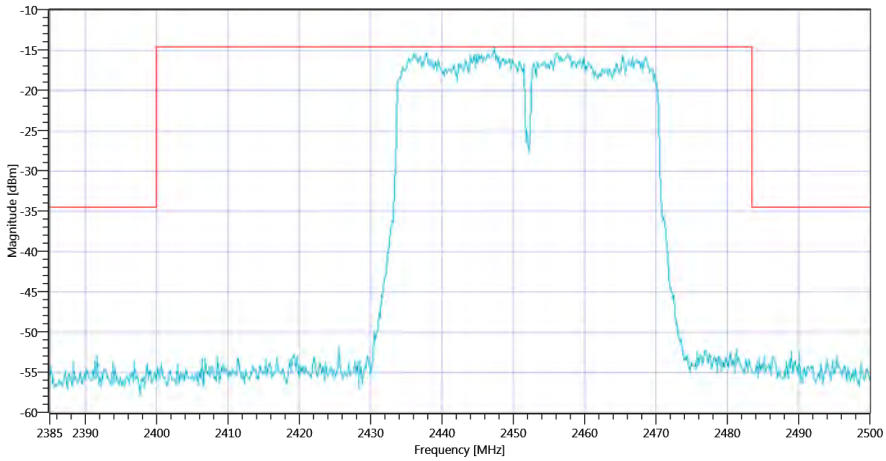

Plot_FCC Part 15.247 TX Spurious Conduced ~ WLAN2G4 nHT40-mode 2452_26112019_103435.png

TEST FINISHED		
General Verdict	26.11.2019 10:34:36 / RT: 288 s	PASS

- END OF DOCUMENT -