Measurement Results

1-9154/19-01-07_log2_conducted

Test logging

This addendum is electronically signed and valid without handwritten signature.
For verification of the electronic signatures, the public keys can be requested at the testing laboratory.

Document authorized:

Digital unterschrieben von David Lang
DN: cn=David Lang, o=CTC advanced GmbH, ou=LNG-161129, email=david.lang@ctcadvanced.com, c=DE
Datum: 2019.12.17 13:24:27 +01'00'

David Lang
Lab Manager
Radio Communications & EMC

Table of Content

IUT Summary 3
1. FCC Part 15.407 Max Output Power and PSD ~ WLAN5Gx n-HT20 mode U-NII-1 4
2. FCC Part 15.407 Max Output Power and PSD ~ WLAN5Gx n-HT20 mode U-NII-1 7
3. FCC Part 15.407 Max Output Power and PSD ~ WLAN5Gx n-HT20 mode U-NII-1 10
4. FCC Part 15.407 Max Output Power and PSD ~ WLAN5Gx n-HT20 mode U-NII-2A 13
5. FCC Part 15.407 Max Output Power and PSD ~ WLAN5Gx n-HT20 mode U-NII-2A 16
6. FCC Part 15.407 Max Output Power and PSD ~ WLAN5Gx n-HT20 mode U-NII-2A 19
7. FCC Part 15.407 Max Output Power and PSD ~ WLAN5Gx n-HT20 mode U-NII-2C 22
8. FCC Part 15.407 Max Output Power and PSD ~ WLAN5Gx n-HT20 mode U-NII-2C 25
9. FCC Part 15.407 Max Output Power and PSD ~ WLAN5Gx n-HT20 mode U-NII-2C 28
10. FCC Part 15.407 Max Output Power and PSD ~ WLAN5Gx n-HT20 mode U-NII-3 31
11. FCC Part 15.407 Max Output Power and PSD ~ WLAN5Gx n-HT20 mode U-NII-3 35
12. FCC Part 15.407 Max Output Power and PSD ~ WLAN5Gx n-HT20 mode U-NII-3 39
13. ISED Max Output Power and PSD ~ WLAN5Gx n-HT20 mode U-NII-1 43
14. ISED Max Output Power and PSD ~ WLAN5Gx n-HT20 mode U-NII-1 46
15. ISED Max Output Power and PSD ~ WLAN5Gx n-HT20 mode U-NII-1 49
16. ISED Max Output Power and PSD ~ WLAN5Gx n-HT20 mode U-NII-2A 52
17. ISED Max Output Power and PSD ~ WLAN5Gx n-HT20 mode U-NII-2A 55
18. ISED Max Output Power and PSD ~ WLAN5Gx n-HT20 mode U-NII-2A 58
19. ISED Max Output Power and PSD ~ WLAN5Gx n-HT20 mode U-NII-2C 61
20. ISED Max Output Power and PSD ~ WLAN5Gx n-HT20 mode U-NII-2C 64
21. ISED Max Output Power and PSD ~ WLAN5Gx n-HT20 mode U-NII-2C 67
22. ISED Max Output Power and PSD ~ WLAN5Gx n-HT20 mode U-NII-3 70
23. ISED Max Output Power and PSD ~ WLAN5Gx n-HT20 mode U-NII-3 74
24. ISED Max Output Power and PSD ~ WLAN5Gx n-HT20 mode U-NII-3 78
25. FCC Part 15.407 & ISED Bandwidths ~ WLAN5Gx n-HT20 mode U-NII-1 82
26. FCC Part 15.407 & ISED Bandwidths ~ WLAN5Gx n-HT20 mode U-NII-1 85
27. FCC Part 15.407 & ISED Bandwidths ~ WLAN5Gx n-HT20 mode U-NII-1 88
28. FCC Part 15.407 & ISED Bandwidths ~ WLAN5Gx n-HT20 mode U-NII-2A 91
29. FCC Part 15.407 & ISED Bandwidths ~ WLAN5Gx n-HT20 mode U-NII-2A 94
30. FCC Part 15.407 & ISED Bandwidths ~ WLAN5Gx n-HT20 mode U-NII-2A 97
31. FCC Part 15.407 & ISED Bandwidths ~ WLAN5Gx n-HT20 mode U-NII-2C 100
32. FCC Part 15.407 & ISED Bandwidths ~ WLAN5Gx n-HT20 mode U-NII-2C 103
33. FCC Part 15.407 & ISED Bandwidths ~ WLAN5Gx n-HT20 mode U-NII-2C 106
34. FCC Part 15.407 & ISED Bandwidths ~ WLAN5Gx n-HT20 mode U-NII-3 109
35. FCC Part 15.407 & ISED Bandwidths ~ WLAN5Gx n-HT20 mode U-NII-3 112
36. FCC Part 15.407 & ISED Bandwidths ~ WLAN5Gx n-HT20 mode U-NII-3 115
37. FCC Part 15.407 & ISED Minimum Emission BW ~ WLAN5Gx n-HT20 mode U-NII-3 118
38. FCC Part 15.407 & ISED Minimum Emission BW ~ WLAN5Gx n-HT20 mode U-NII-3 120
39. FCC Part 15.407 & ISED Minimum Emission BW ~ WLAN5Gx n-HT20 mode U-NII-3 122

IUT Summary

IUT DEFINITION & Common settings	
Manufacturer	Bosch
Type	AIVIH61L2
Serial No. | Setup No.	Conducted unit #1 (all bandwidth measurements): 2656329 2591A9FV0C A 283C33692E 001 001 42K Conducted unit #2 (all other measurements): 2656321 2591A9FVOC A 283C33692E 001 001 40K | 2.0
SW Version | HW Version	NI | NI
Comment 1 | 2	|
Tlow | Tmid | Thigh [°C]	-30 | 20 | 70
Vlow | Vmid | Vhigh [V] @Imax [A]	12.15 | 13.5 | 14.85 @1
Auto Control enabled Power Supply | Climatic Box	No | No
Antenna Gain [dBi]	0
Additional Path Loss [dB]	0

IUT Common Settings WLAN5Gx	
Number of Antenna Ports	1
User Interaction	No

1. FCC Part 15.407 Max Output Power and PSD ~ WLAN5Gx n-HT20 mode U-NII-1

Test References	
TC Start	28.11.2019 14:03:27
System Version	1.0.0.24
Test Specification	FCC Part 15.407
Test Method	KDB789033 D02, F., E.2.e.
Class / TC Version / TC ID	TC_VM_FCC15407_Max_Output_Power_and_PSD_V01 Version: 0.0.1 | TCID_FCC15407_3
My Description	FCC 15.407 Max Output Power & PSD - WLAN5Gx n-HT20 mode U-NII-1
Add. Information	

Test Parameter	
Technology to test	WLAN5Gx n-HT20 mode U-NII-1
Antenna Port used	1
Temperature	mid
Voltage	mid
Frequency low to test	True | Freq [MHz] 5180
Frequency mid to test	False | Freq [MHz] 5200
Frequency high to test	False | Freq [MHz] 5240
Switched Path	IUT - SignalingUnit - SpectrumAnalyzer
Devices in use	SA: Rohde&Schwarz,FSV-40,1307.9002K40/101042,3.60

Test at TX 5180 MHz

RESULT: Duty Cycle evaluation					
Test Description	Lower Limit	Upper Limit	Measured	Unit	Verdict
No enough Bursts detected, Duty Cycle Burst Ratio set to 1					
Duty Cycle (Burst Ratio) max	---	---	1	---	Information
Duty Cycle max	---	---	0	dB	Information
Duty Cycle (Burst Ratio) min	---	---	1	---	Information
Duty Cycle min	---	---	0	dB	Information

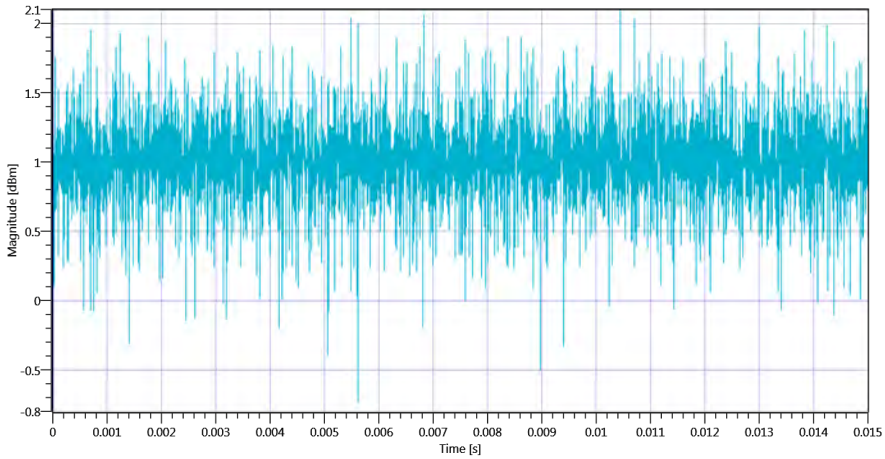

Plot_FCC Part 15.407 Max Output Power and PSD ~ WLAN5Gx n-HT20 mode U-NII-1 5180 MHz - Duty Cycle_28112019_140340.png

RESULT: TC_VM_FCC15407_Max_Output_Power_and_PSD_V01					
Test Description	Lower Limit	Upper Limit	Measured	Unit	Verdict
Bandwidth 26dB	---	---	20.6	MHz	Information
T1 26dB	---	---	5169.6400	MHz	Information
T2 26dB	---	---	5190.2400	MHz	Information

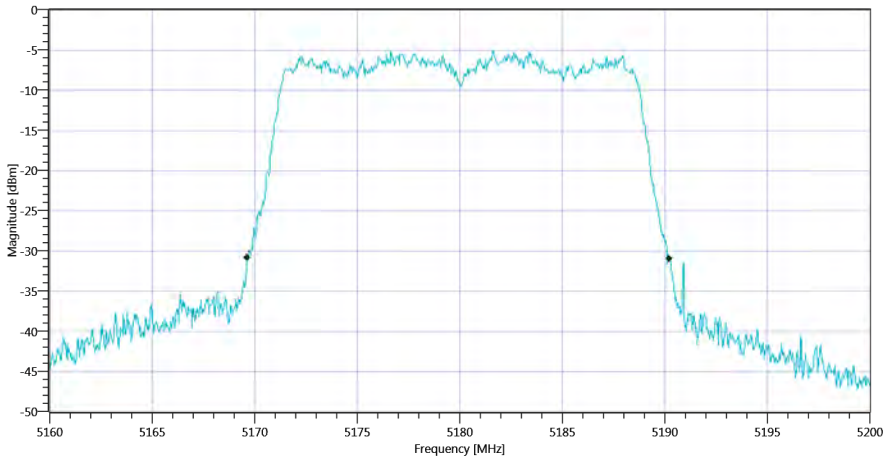

Plot_FCC Part 15.407 Max Output Power and PSD ~ WLAN5Gx n-HT20 mode U-NII-1 BW_28112019_140352.png

READ SA SETTINGS:	
RefLevel [dBm] | RefLevelOffset [dB] | InpAtt [dB]	11.65 | 14.19 | 15
Start [MHz] | Stop [MHz]	5160.000 | 5200.000
RBW [MHz] | VBW [MHz]	1.000000 | 3.000000
Detector | TraceMode	RMS | MAXH
Sweep: Time [ms] | Count | Points per Section | Type	8000 | 1 | 160 | SWE

RESULT: TC_VM_FCC15407_Max_Output_Power_and_PSD_V01					
Test Description	Lower Limit	Upper Limit	Measured	Unit	Verdict
Max Output Power	---	---	3.43	dBm	Information
Duty Cycle Correction	---	---	0	dB	Information
Limit absolute					
Max Output Power DC corrected	---	24	3.43	dBm	PASS
Limit by: 11 dBm + 10 log Bandwidth					
Max Output Power DC corrected	---	24.14	3.43	dBm	PASS

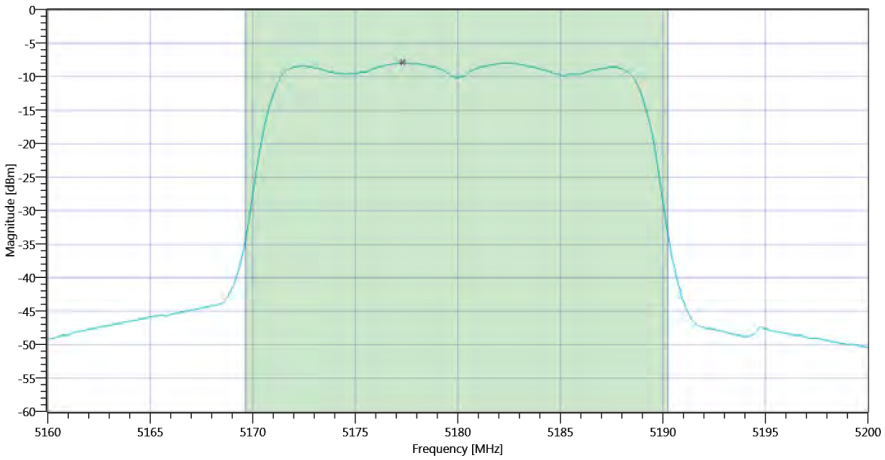

Plot_FCC Part 15.407 Max Output Power and PSD ~ WLAN5Gx n-HT20 mode U-NII-1 Max OP and PSD_28112019_140405.png

RESULT: TC_VM_FCC15407_Max_Output_Power_and_PSD_V01					
Test Description	Lower Limit	Upper Limit	Measured	Unit	Verdict
Power Spectral Density	---	---	-7.96	dBm/1MHz	Information
Duty Cycle Correction	---	---	0	dB	Information
Power Spectral Density DC corrected	---	11	-7.96	dBm/1MHz	PASS

TEST FINISHED		
General Verdict	28.11.2019 14:04:05 / RT: 38 s	PASS

2. FCC Part 15.407 Max Output Power and PSD ~ WLAN5Gx n-HT20 mode U-NII-1

Test References	
TC Start	28.11.2019 14:08:13
System Version	1.0.0.24
Test Specification	FCC Part 15.407
Test Method	KDB789033 D02, F., E.2.e.
Class / TC Version / TC ID	TC_VM_FCC15407_Max_Output_Power_and_PSD_V01 Version: 0.0.1 | TCID_FCC15407_3
My Description	FCC 15.407 Max Output Power & PSD - WLAN5Gx n-HT20 mode U-NII-1
Add. Information	

Test Parameter	
Technology to test	WLAN5Gx n-HT20 mode U-NII-1
Antenna Port used	1
Temperature	mid
Voltage	mid
Frequency low to test	False | Freq [MHz] 5180
Frequency mid to test	True | Freq [MHz] 5200
Frequency high to test	False | Freq [MHz] 5240
Switched Path	IUT - SignalingUnit - SpectrumAnalyzer
Devices in use	SA: Rohde&Schwarz,FSV-40,1307.9002K40/101042,3.60

Test at TX 5200 MHz

RESULT: Duty Cycle evaluation					
Test Description	Lower Limit	Upper Limit	Measured	Unit	Verdict
No enough Bursts detected, Duty Cycle Burst Ratio set to 1					
Duty Cycle (Burst Ratio) max	---	---	1	---	Information
Duty Cycle max	---	---	0	dB	Information
Duty Cycle (Burst Ratio) min	---	---	1	---	Information
Duty Cycle min	---	---	0	dB	Information

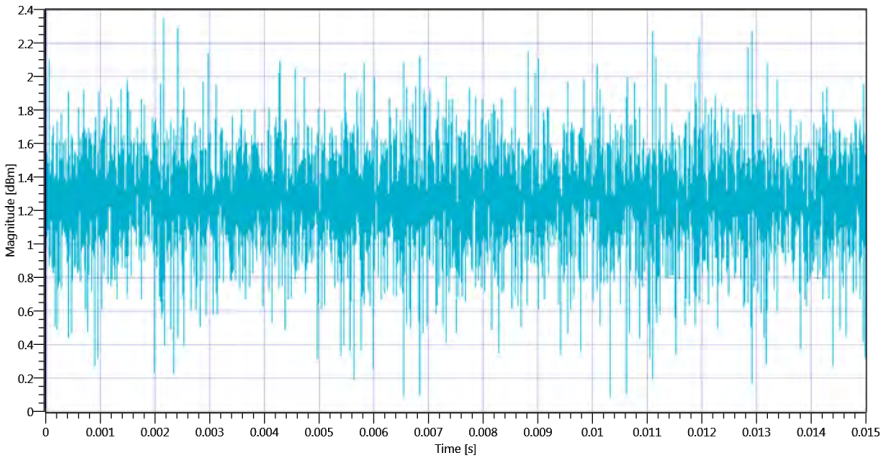

Plot_FCC Part 15.407 Max Output Power and PSD ~ WLAN5Gx n-HT20 mode U-NII-1 5200 MHz - Duty Cycle_28112019_140826.png

RESULT: TC_VM_FCC15407_Max_Output_Power_and_PSD_V01					
Test Description	Lower Limit	Upper Limit	Measured	Unit	Verdict
Bandwidth 26dB	---	---	20.24	MHz	Information
T1 26dB	---	---	5189.8400	MHz	Information
T2 26dB	---	---	5210.0800	MHz	Information

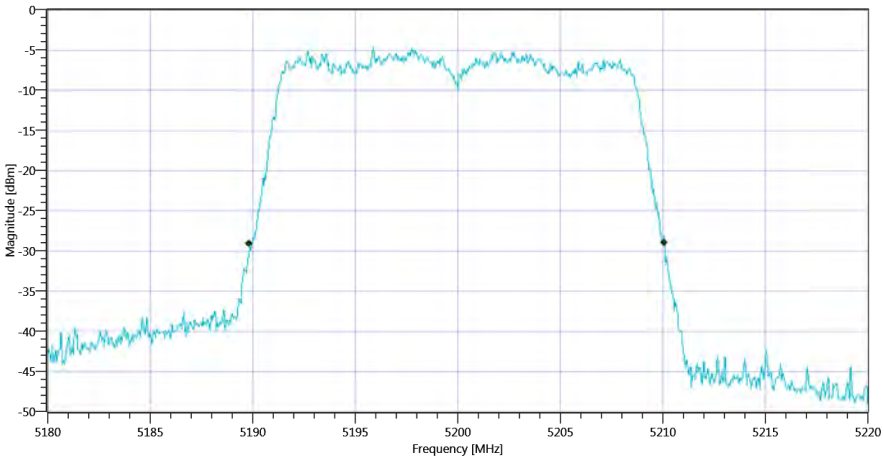

Plot_FCC Part 15.407 Max Output Power and PSD ~ WLAN5Gx n-HT20 mode U-NII-1 BW_28112019_140834.png

READ SA SETTINGS:	
RefLevel [dBm] | RefLevelOffset [dB] | InpAtt [dB]	12.29 | 14.37 | 15
Start [MHz] | Stop [MHz]	5180.000 | 5220.000
RBW [MHz] | VBW [MHz]	1.000000 | 3.000000
Detector | TraceMode	RMS | MAXH
Sweep: Time [ms] | Count | Points per Section | Type	8000 | 1 | 160 | SWE

RESULT: TC_VM_FCC15407_Max_Output_Power_and_PSD_V01					
Test Description	Lower Limit	Upper Limit	Measured	Unit	Verdict
Max Output Power	---	---	3.57	dBm	Information
Duty Cycle Correction	---	---	0	dB	Information
Limit absolute					
Max Output Power DC corrected	---	24	3.57	dBm	PASS
Limit by: 11 dBm + 10 log Bandwidth					
Max Output Power DC corrected	---	24.06	3.57	dBm	PASS

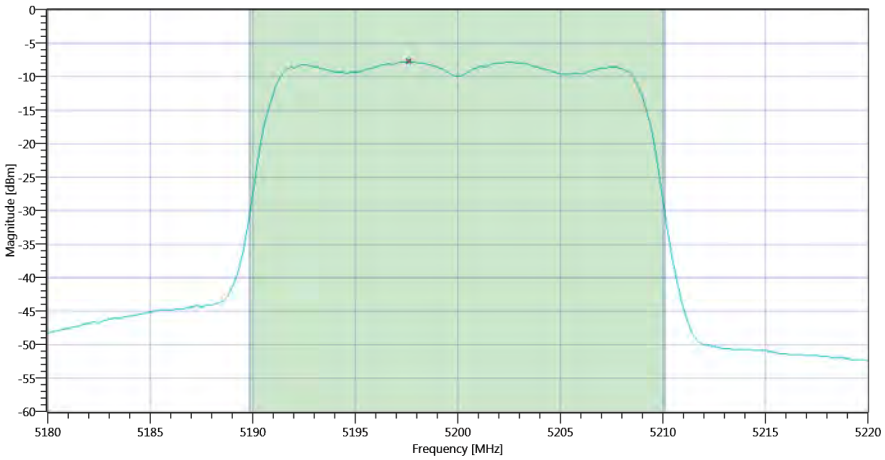

Plot_FCC Part 15.407 Max Output Power and PSD ~ WLAN5Gx n-HT20 mode U-NII-1 Max OP and PSD_28112019_140847.png

RESULT: TC_VM_FCC15407_Max_Output_Power_and_PSD_V01					
Test Description	Lower Limit	Upper Limit	Measured	Unit	Verdict
Power Spectral Density	---	---	-7.76	dBm/1MHz	Information
Duty Cycle Correction	---	---	0	dB	Information
Power Spectral Density DC corrected	---	11	-7.76	dBm/1MHz	PASS

TEST FINISHED		
General Verdict	28.11.2019 14:08:48 / RT: 34 s	PASS

3. FCC Part 15.407 Max Output Power and PSD ~ WLAN5Gx n-HT20 mode U-NII-1

Test References	
TC Start	28.11.2019 14:10:11
System Version	1.0.0.24
Test Specification	FCC Part 15.407
Test Method	KDB789033 D02, F., E.2.e.
Class / TC Version / TC ID	TC_VM_FCC15407_Max_Output_Power_and_PSD_V01 Version: 0.0.1 | TCID_FCC15407_3
My Description	FCC 15.407 Max Output Power & PSD - WLAN5Gx n-HT20 mode U-NII-1
Add. Information	

Test Parameter	
Technology to test	WLAN5Gx n-HT20 mode U-NII-1
Antenna Port used	1
Temperature	mid
Voltage	mid
Frequency low to test	False | Freq [MHz] 5180
Frequency mid to test	False | Freq [MHz] 5200
Frequency high to test	True | Freq [MHz] 5240
Switched Path	IUT - SignalingUnit - SpectrumAnalyzer
Devices in use	SA: Rohde&Schwarz,FSV-40,1307.9002K40/101042,3.60

Test at TX 5240 MHz

RESULT: Duty Cycle evaluation					
Test Description	Lower Limit	Upper Limit	Measured	Unit	Verdict
No enough Bursts detected, Duty Cycle Burst Ratio set to 1					
Duty Cycle (Burst Ratio) max	---	---	1	---	Information
Duty Cycle max	---	---	0	dB	Information
Duty Cycle (Burst Ratio) min	---	---	1	---	Information
Duty Cycle min	---	---	0	dB	Information

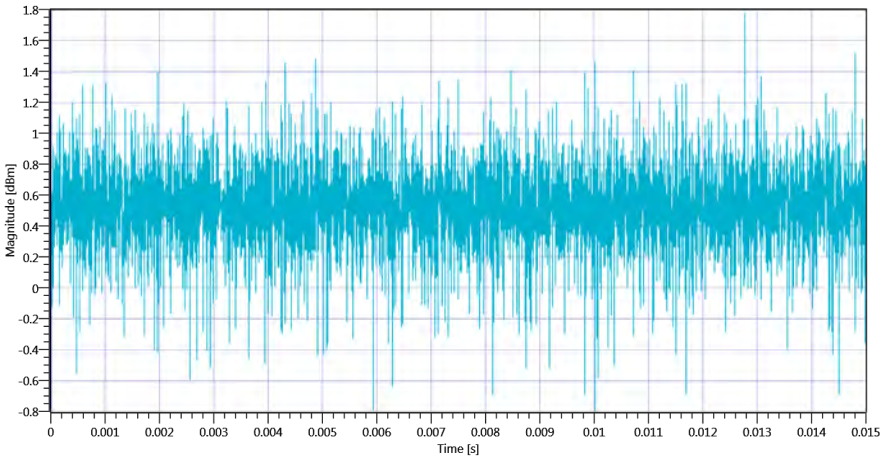

Plot_FCC Part 15.407 Max Output Power and PSD ~ WLAN5Gx n-HT20 mode U-NII-1 5240 MHz - Duty Cycle_28112019_141024.png

RESULT: TC_VM_FCC15407_Max_Output_Power_and_PSD_V01					
Test Description	Lower Limit	Upper Limit	Measured	Unit	Verdict
Bandwidth 26dB	---	---	20.24	MHz	Information
T1 26dB	---	---	5229.8800	MHz	Information
T2 26dB	---	---	5250.1200	MHz	Information

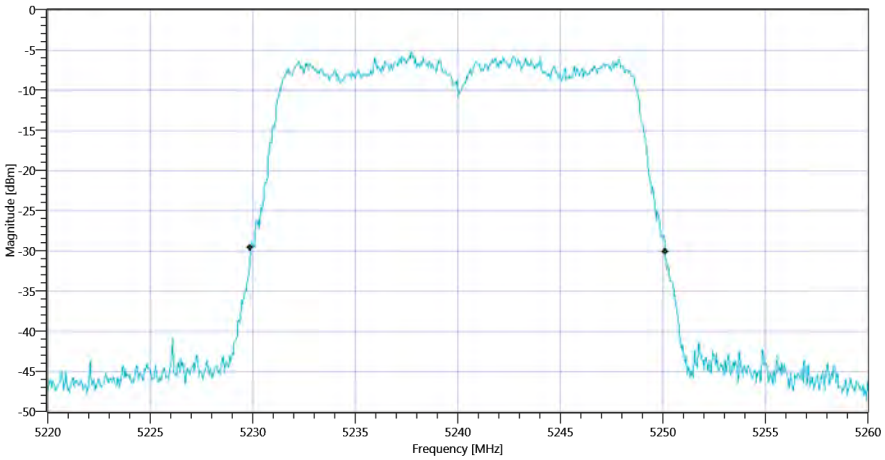

Plot_FCC Part 15.407 Max Output Power and PSD ~ WLAN5Gx n-HT20 mode U-NII-1 BW_28112019_141032.png

READ SA SETTINGS:	
RefLevel [dBm] | RefLevelOffset [dB] | InpAtt [dB]	11.64 | 14.57 | 15
Start [MHz] | Stop [MHz]	5220.000 | 5260.000
RBW [MHz] | VBW [MHz]	1.000000 | 3.000000
Detector | TraceMode	RMS | MAXH
Sweep: Time [ms] | Count | Points per Section | Type	8000 | 1 | 160 | SWE

RESULT: TC_VM_FCC15407_Max_Output_Power_and_PSD_V01					
Test Description	Lower Limit	Upper Limit	Measured	Unit	Verdict
Max Output Power	---	---	2.97	dBm	Information
Duty Cycle Correction	---	---	0	dB	Information
Limit absolute					
Max Output Power DC corrected	---	24	2.97	dBm	PASS
Limit by: 11 dBm + 10 log Bandwidth					
Max Output Power DC corrected	---	24.06	2.97	dBm	PASS

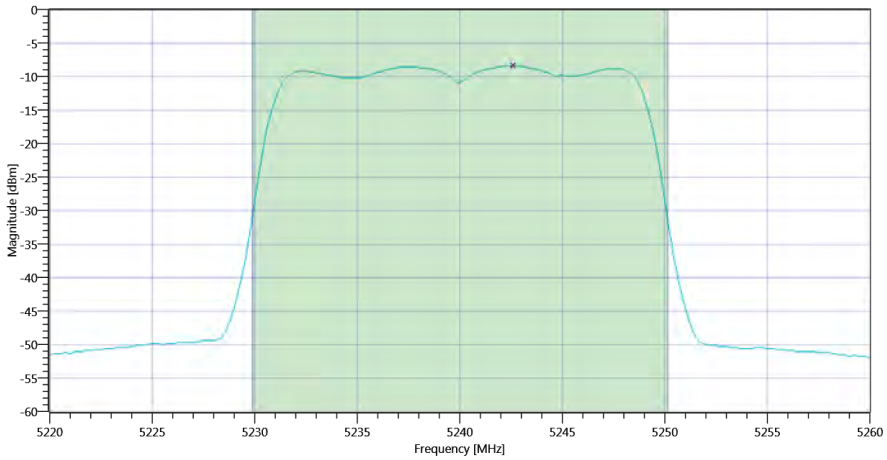

Plot_FCC Part 15.407 Max Output Power and PSD ~ WLAN5Gx n-HT20 mode U-NII-1 Max OP and PSD_28112019_141045.png

RESULT: TC_VM_FCC15407_Max_Output_Power_and_PSD_V01					
Test Description	Lower Limit	Upper Limit	Measured	Unit	Verdict
Power Spectral Density	---	---	-8.36	dBm/1MHz	Information
Duty Cycle Correction	---	---	0	dB	Information
Power Spectral Density DC corrected	---	11	-8.36	dBm/1MHz	PASS

TEST FINISHED		
General Verdict	28.11.2019 14:10:46 / RT: 34 s	PASS

4. FCC Part 15.407 Max Output Power and PSD ~ WLAN5Gx n-HT20 mode U-NII-2A

Test References	
TC Start	28.11.2019 14:12:14
System Version	1.0.0.24
Test Specification	FCC Part 15.407
Test Method	KDB789033 D02, F., E.2.e.
Class / TC Version / TC ID	TC_VM_FCC15407_Max_Output_Power_and_PSD_V01 Version: 0.0.1 | TCID_FCC15407_3
My Description	FCC 15.407 Max Output Power & PSD - WLAN5Gx n-HT20 mode U-NII-2A
Add. Information	

Test Parameter	
Technology to test	WLAN5Gx n-HT20 mode U-NII-2A
Antenna Port used	1
Temperature	mid
Voltage	mid
Frequency low to test	True | Freq [MHz] 5260
Frequency mid to test	False | Freq [MHz] 5280
Frequency high to test	False | Freq [MHz] 5320
Switched Path	IUT - SignalingUnit - SpectrumAnalyzer
Devices in use	SA: Rohde&Schwarz,FSV-40,1307.9002K40/101042,3.60

Test at TX 5260 MHz

RESULT: Duty Cycle evaluation					
Test Description	Lower Limit	Upper Limit	Measured	Unit	Verdict
No enough Bursts detected, Duty Cycle Burst Ratio set to 1					
Duty Cycle (Burst Ratio) max	---	---	1	---	Information
Duty Cycle max	---	---	0	dB	Information
Duty Cycle (Burst Ratio) min	---	---	1	---	Information
Duty Cycle min	---	---	0	dB	Information

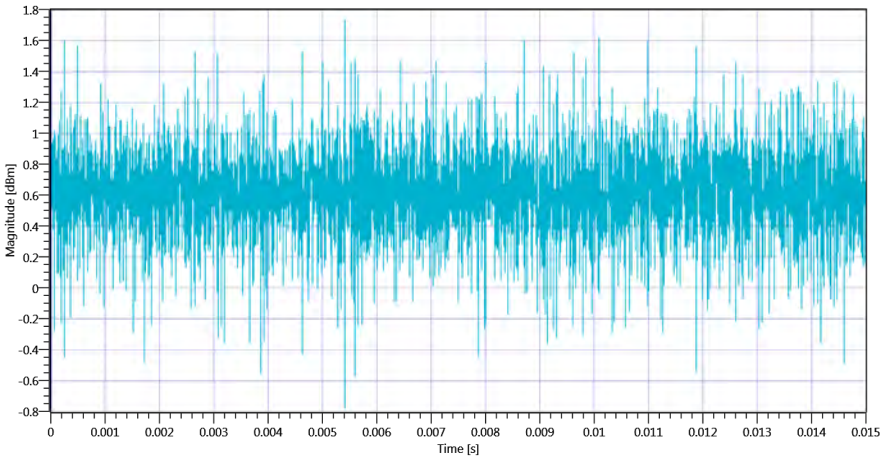

Plot_FCC Part 15.407 Max Output Power and PSD ~ WLAN5Gx n-HT20 mode U-NII-2A 5260 MHz - Duty Cycle_28112019_141227.png

RESULT: TC_VM_FCC15407_Max_Output_Power_and_PSD_V01					
Test Description	Lower Limit	Upper Limit	Measured	Unit	Verdict
Bandwidth 26dB	---	---	20.36	MHz	Information
T1 26dB	---	---	5249.8400	MHz	Information
T2 26dB	---	---	5270.2000	MHz	Information

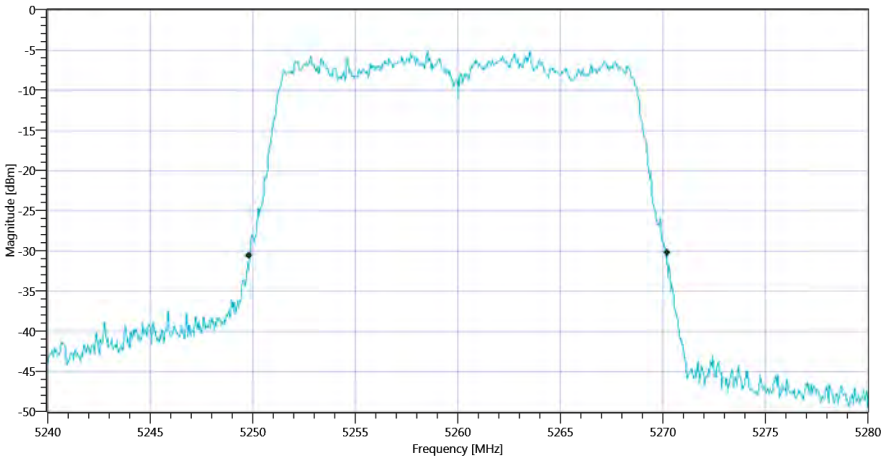

Plot_FCC Part 15.407 Max Output Power and PSD ~ WLAN5Gx n-HT20 mode U-NII-2A BW_28112019_141235.png

READ SA SETTINGS:	
RefLevel [dBm] | RefLevelOffset [dB] | InpAtt [dB]	11.28 | 14.58 | 15
Start [MHz] | Stop [MHz]	5240.000 | 5280.000
RBW [MHz] | VBW [MHz]	1.000000 | 3.000000
Detector | TraceMode	RMS | MAXH
Sweep: Time [ms] | Count | Points per Section | Type	8000 | 1 | 160 | SWE

RESULT: TC_VM_FCC15407_Max_Output_Power_and_PSD_V01					
Test Description	Lower Limit	Upper Limit	Measured	Unit	Verdict
Max Output Power	---	---	3.14	dBm	Information
Duty Cycle Correction	---	---	0	dB	Information
Limit absolute					
Max Output Power DC corrected	---	24	3.14	dBm	PASS
Limit by: 11 dBm + 10 log Bandwidth					
Max Output Power DC corrected	---	24.09	3.14	dBm	PASS

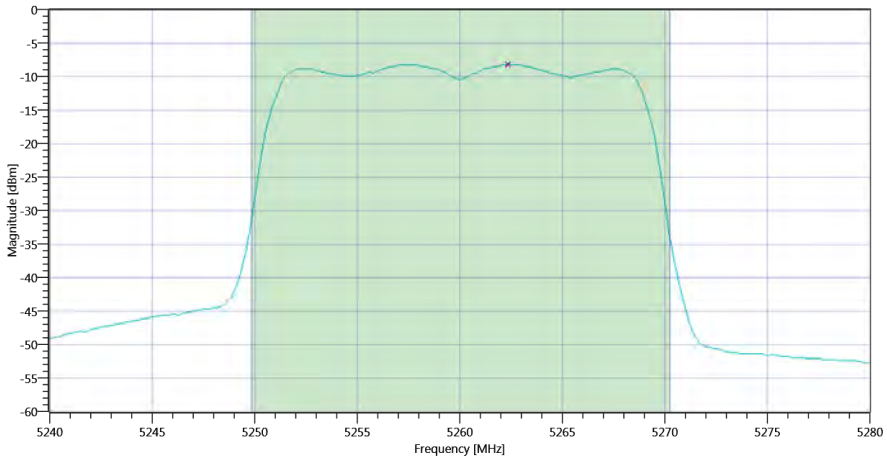

Plot_FCC Part 15.407 Max Output Power and PSD ~ WLAN5Gx n-HT20 mode U-NII-2A Max OP and PSD_28112019_141248.png

RESULT: TC_VM_FCC15407_Max_Output_Power_and_PSD_V01					
Test Description	Lower Limit	Upper Limit	Measured	Unit	Verdict
Power Spectral Density	---	---	-8.21	dBm/1MHz	Information
Duty Cycle Correction	---	---	0	dB	Information
Power Spectral Density DC corrected	---	11	-8.21	dBm/1MHz	PASS

TEST FINISHED		
General Verdict	28.11.2019 14:12:49 / RT: 34 s	PASS

5. FCC Part 15.407 Max Output Power and PSD ~ WLAN5Gx n-HT20 mode U-NII-2A

Test References	
TC Start	28.11.2019 14:14:15
System Version	1.0.0.24
Test Specification	FCC Part 15.407
Test Method	KDB789033 D02, F., E.2.e.
Class / TC Version / TC ID	TC_VM_FCC15407_Max_Output_Power_and_PSD_V01 Version: 0.0.1 | TCID_FCC15407_3
My Description	FCC 15.407 Max Output Power & PSD - WLAN5Gx n-HT20 mode U-NII-2A
Add. Information	

Test Parameter	
Technology to test	WLAN5Gx n-HT20 mode U-NII-2A
Antenna Port used	1
Temperature	mid
Voltage	mid
Frequency low to test	False | Freq [MHz] 5260
Frequency mid to test	True | Freq [MHz] 5280
Frequency high to test	False | Freq [MHz] 5320
Switched Path	IUT - SignalingUnit - SpectrumAnalyzer
Devices in use	SA: Rohde&Schwarz,FSV-40,1307.9002K40/101042,3.60

Test at TX 5280 MHz

RESULT: Duty Cycle evaluation					
Test Description	Lower Limit	Upper Limit	Measured	Unit	Verdict
No enough Bursts detected, Duty Cycle Burst Ratio set to 1					
Duty Cycle (Burst Ratio) max	---	---	1	---	Information
Duty Cycle max	---	---	0	dB	Information
Duty Cycle (Burst Ratio) min	---	---	1	---	Information
Duty Cycle min	---	---	0	dB	Information

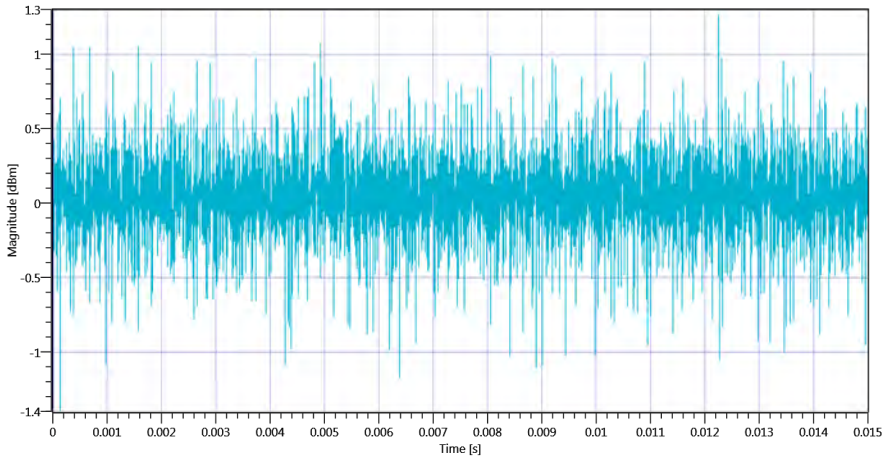

Plot_FCC Part 15.407 Max Output Power and PSD ~ WLAN5Gx n-HT20 mode U-NII-2A 5280 MHz - Duty Cycle_28112019_141429.png

RESULT: TC_VM_FCC15407_Max_Output_Power_and_PSD_V01					
Test Description	Lower Limit	Upper Limit	Measured	Unit	Verdict
Bandwidth 26dB	---	---	20.28	MHz	Information
T1 26dB	---	---	5269.8400	MHz	Information
T2 26dB	---	---	5290.1200	MHz	Information

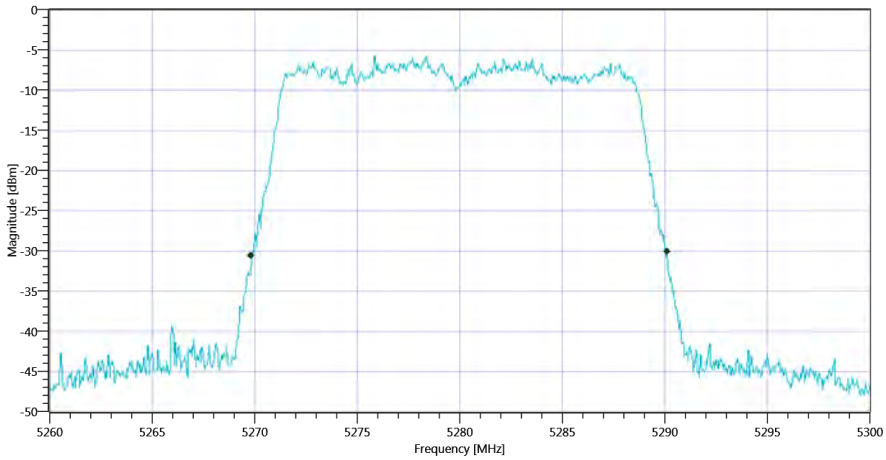

Plot_FCC Part 15.407 Max Output Power and PSD ~ WLAN5Gx n-HT20 mode U-NII-2A BW_28112019_141436.png

READ SA SETTINGS:	
RefLevel [dBm] | RefLevelOffset [dB] | InpAtt [dB]	12.22 | 14.37 | 15
Start [MHz] | Stop [MHz]	5260.000 | 5300.000
RBW [MHz] | VBW [MHz]	1.000000 | 3.000000
Detector | TraceMode	RMS | MAXH
Sweep: Time [ms] | Count | Points per Section | Type	8000 | 1 | 160 | SWE

RESULT: TC_VM_FCC15407_Max_Output_Power_and_PSD_V01					
Test Description	Lower Limit	Upper Limit	Measured	Unit	Verdict
Max Output Power	---	---	2.56	dBm	Information
Duty Cycle Correction	---	---	0	dB	Information
Limit absolute					
Max Output Power DC corrected	---	24	2.56	dBm	PASS
Limit by: 11 dBm + 10 log Bandwidth					
Max Output Power DC corrected	---	24.07	2.56	dBm	PASS

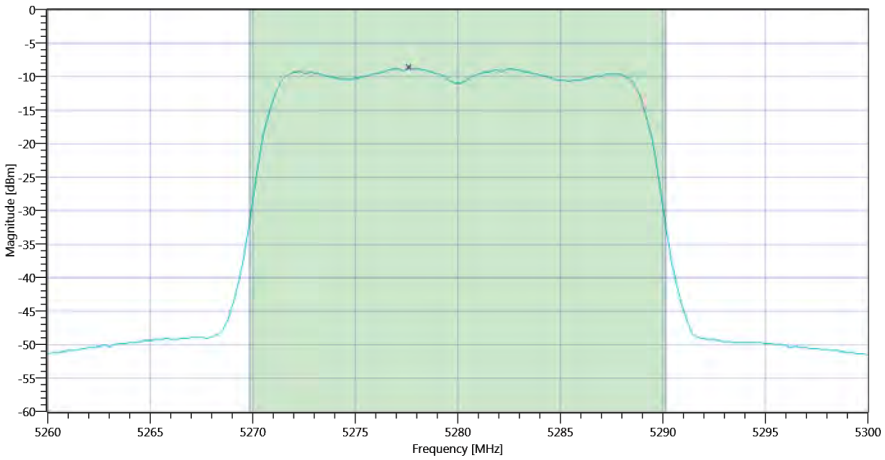

Plot_FCC Part 15.407 Max Output Power and PSD ~ WLAN5Gx n-HT20 mode U-NII-2A Max OP and PSD_28112019_141449.png

RESULT: TC_VM_FCC15407_Max_Output_Power_and_PSD_V01					
Test Description	Lower Limit	Upper Limit	Measured	Unit	Verdict
Power Spectral Density	---	---	-8.76	dBm/1MHz	Information
Duty Cycle Correction	---	---	0	dB	Information
Power Spectral Density DC corrected	---	11	-8.76	dBm/1MHz	PASS

TEST FINISHED		
General Verdict	28.11.2019 14:14:50 / RT: 34 s	PASS

6. FCC Part 15.407 Max Output Power and PSD ~ WLAN5Gx n-HT20 mode U-NII-2A

Test References	
TC Start	28.11.2019 14:16:14
System Version	1.0.0.24
Test Specification	FCC Part 15.407
Test Method	KDB789033 D02, F., E.2.e.
Class / TC Version / TC ID	TC_VM_FCC15407_Max_Output_Power_and_PSD_V01 Version: 0.0.1 | TCID_FCC15407_3
My Description	FCC 15.407 Max Output Power & PSD - WLAN5Gx n-HT20 mode U-NII-2A
Add. Information	

Test Parameter	
Technology to test	WLAN5Gx n-HT20 mode U-NII-2A
Antenna Port used	1
Temperature	mid
Voltage	mid
Frequency low to test	False | Freq [MHz] 5260
Frequency mid to test	False | Freq [MHz] 5280
Frequency high to test	True | Freq [MHz] 5320
Switched Path	IUT - SignalingUnit - SpectrumAnalyzer
Devices in use	SA: Rohde&Schwarz,FSV-40,1307.9002K40/101042,3.60

Test at TX 5320 MHz

RESULT: Duty Cycle evaluation					
Test Description	Lower Limit	Upper Limit	Measured	Unit	Verdict
No enough Bursts detected, Duty Cycle Burst Ratio set to 1					
Duty Cycle (Burst Ratio) max	---	---	1	---	Information
Duty Cycle max	---	---	0	dB	Information
Duty Cycle (Burst Ratio) min	---	---	1	---	Information
Duty Cycle min	---	---	0	dB	Information

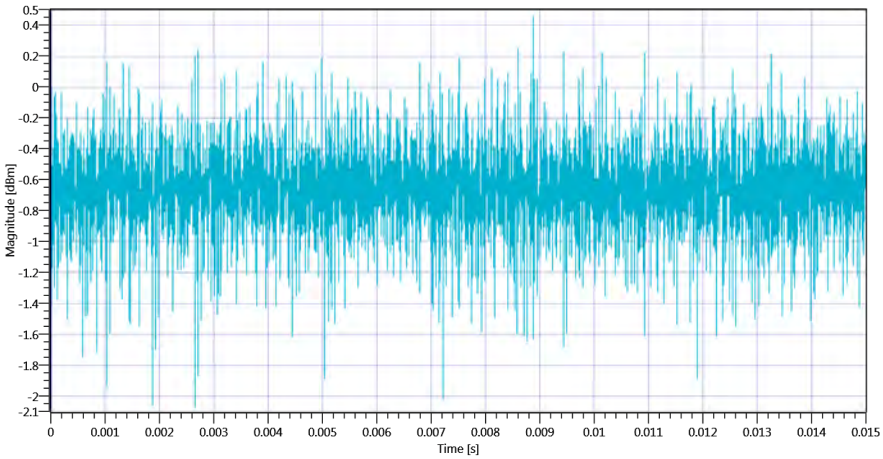

Plot_FCC Part 15.407 Max Output Power and PSD ~ WLAN5Gx n-HT20 mode U-NII-2A 5320 MHz - Duty Cycle_28112019_141628.png

RESULT: TC_VM_FCC15407_Max_Output_Power_and_PSD_V01					
Test Description	Lower Limit	Upper Limit	Measured	Unit	Verdict
Bandwidth 26dB	---	---	20.32	MHz	Information
T1 26dB	---	---	5309.8000	MHz	Information
T2 26dB	---	---	5330.1200	MHz	Information

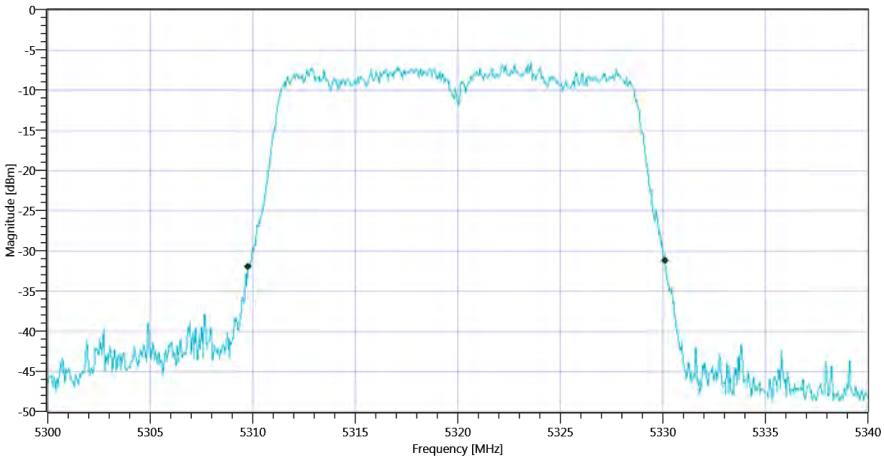

Plot_FCC Part 15.407 Max Output Power and PSD ~ WLAN5Gx n-HT20 mode U-NII-2A BW_28112019_141635.png

READ SA SETTINGS:	
RefLevel [dBm] | RefLevelOffset [dB] | InpAtt [dB]	10.10 | 14.09 | 15
Start [MHz] | Stop [MHz]	5300.000 | 5340.000
RBW [MHz] | VBW [MHz]	1.000000 | 3.000000
Detector | TraceMode	RMS | MAXH
Sweep: Time [ms] | Count | Points per Section | Type	8000 | 1 | 160 | SWE

RESULT: TC_VM_FCC15407_Max_Output_Power_and_PSD_V01					
Test Description	Lower Limit	Upper Limit	Measured	Unit	Verdict
Max Output Power	---	---	1.86	dBm	Information
Duty Cycle Correction	---	---	0	dB	Information
Limit absolute					
Max Output Power DC corrected	---	24	1.86	dBm	PASS
Limit by: 11 dBm + 10 log Bandwidth					
Max Output Power DC corrected	---	24.08	1.86	dBm	PASS

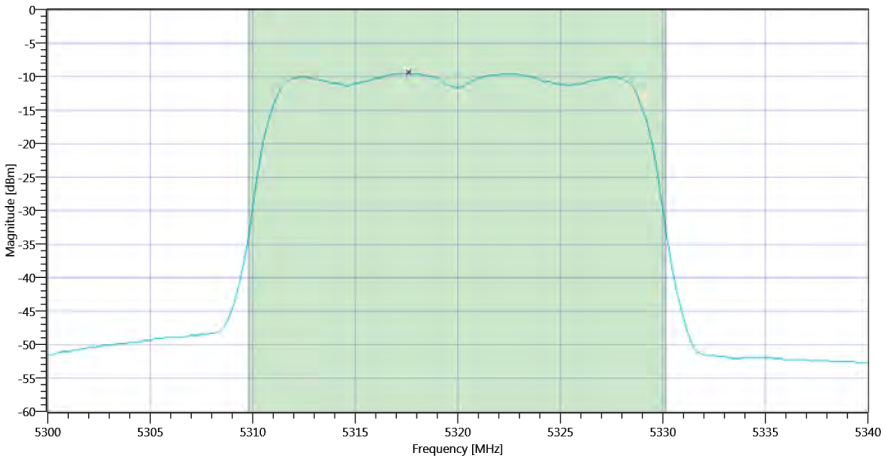

Plot_FCC Part 15.407 Max Output Power and PSD ~ WLAN5Gx n-HT20 mode U-NII-2A Max OP and PSD_28112019_141648.png

RESULT: TC_VM_FCC15407_Max_Output_Power_and_PSD_V01					
Test Description	Lower Limit	Upper Limit	Measured	Unit	Verdict
Power Spectral Density	---	---	-9.51	dBm/1MHz	Information
Duty Cycle Correction	---	---	0	dB	Information
Power Spectral Density DC corrected	---	11	-9.51	dBm/1MHz	PASS

TEST FINISHED		
General Verdict	28.11.2019 14:16:49 / RT: 35 s	PASS

7. FCC Part 15.407 Max Output Power and PSD ~ WLAN5Gx n-HT20 mode U-NII-2C

Test References	
TC Start	28.11.2019 14:18:13
System Version	1.0.0.24
Test Specification	FCC Part 15.407
Test Method	KDB789033 D02, F., E.2.e.
Class / TC Version / TC ID	TC_VM_FCC15407_Max_Output_Power_and_PSD_V01 Version: 0.0.1 | TCID_FCC15407_3
My Description	FCC 15.407 Max Output Power & PSD - WLAN5Gx n-HT20 mode U-NII-2C
Add. Information	

Test Parameter	
Technology to test	WLAN5Gx n-HT20 mode U-NII-2C
Antenna Port used	1
Temperature	mid
Voltage	mid
Frequency low to test	True | Freq [MHz] 5500
Frequency mid to test	False | Freq [MHz] 5600
Frequency high to test	False | Freq [MHz] 5700
Switched Path	IUT - SignalingUnit - SpectrumAnalyzer
Devices in use	SA: Rohde&Schwarz,FSV-40,1307.9002K40/101042,3.60

Test at TX 5500 MHz

RESULT: Duty Cycle evaluation					
Test Description	Lower Limit	Upper Limit	Measured	Unit	Verdict
No enough Bursts detected, Duty Cycle Burst Ratio set to 1					
Duty Cycle (Burst Ratio) max	---	---	1	---	Information
Duty Cycle max	---	---	0	dB	Information
Duty Cycle (Burst Ratio) min	---	---	1	---	Information
Duty Cycle min	---	---	0	dB	Information

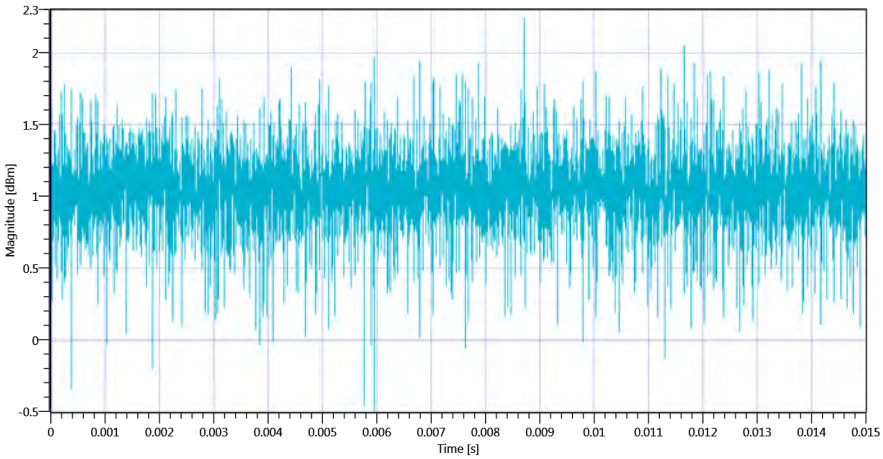

Plot_FCC Part 15.407 Max Output Power and PSD ~ WLAN5Gx n-HT20 mode U-NII-2C 5500 MHz - Duty Cycle_28112019_141827.png

RESULT: TC_VM_FCC15407_Max_Output_Power_and_PSD_V01					
Test Description	Lower Limit	Upper Limit	Measured	Unit	Verdict
Bandwidth 26dB	---	---	20.24	MHz	Information
T1 26dB	---	---	5489.9200	MHz	Information
T2 26dB	---	---	5510.1600	MHz	Information

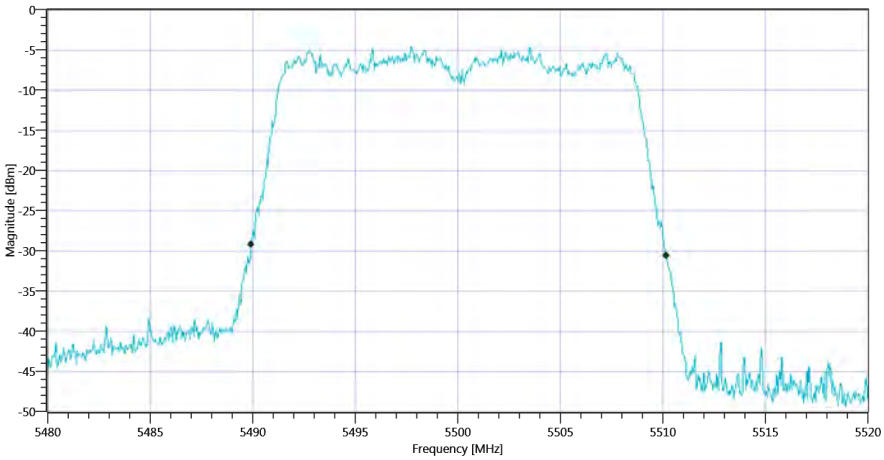

Plot_FCC Part 15.407 Max Output Power and PSD ~ WLAN5Gx n-HT20 mode U-NII-2C BW_28112019_141834.png

READ SA SETTINGS:	
RefLevel [dBm] | RefLevelOffset [dB] | InpAtt [dB]	11.45 | 14.07 | 15
Start [MHz] | Stop [MHz]	5480.000 | 5520.000
RBW [MHz] | VBW [MHz]	1.000000 | 3.000000
Detector | TraceMode	RMS | MAXH
Sweep: Time [ms] | Count | Points per Section | Type	8000 | 1 | 160 | SWE

RESULT: TC_VM_FCC15407_Max_Output_Power_and_PSD_V01					
Test Description	Lower Limit	Upper Limit	Measured	Unit	Verdict
Max Output Power	---	---	3.58	dBm	Information
Duty Cycle Correction	---	---	0	dB	Information
Limit absolute					
Max Output Power DC corrected	---	24	3.58	dBm	PASS
Limit by: 11 dBm + 10 log Bandwidth					
Max Output Power DC corrected	---	24.06	3.58	dBm	PASS

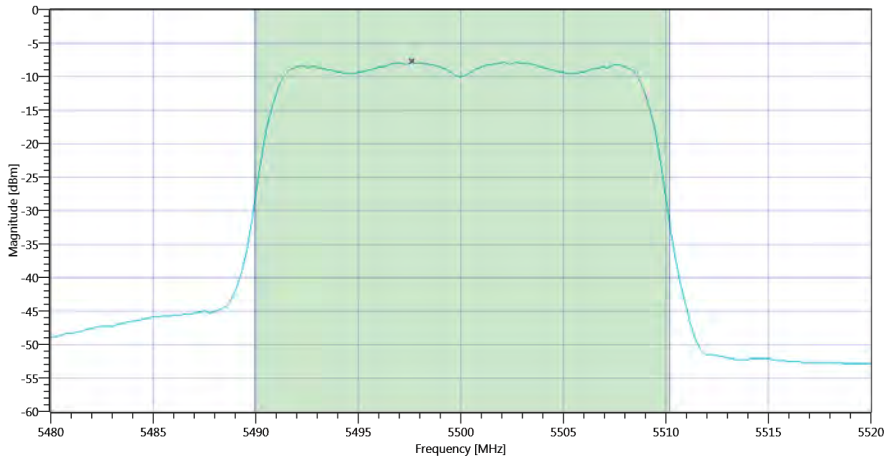

Plot_FCC Part 15.407 Max Output Power and PSD ~ WLAN5Gx n-HT20 mode U-NII-2C Max OP and PSD_28112019_141847.png

RESULT: TC_VM_FCC15407_Max_Output_Power_and_PSD_V01					
Test Description	Lower Limit	Upper Limit	Measured	Unit	Verdict
Power Spectral Density	---	---	-7.81	dBm/1MHz	Information
Duty Cycle Correction	---	---	0	dB	Information
Power Spectral Density DC corrected	---	11	-7.81	dBm/1MHz	PASS

TEST FINISHED		
General Verdict	28.11.2019 14:18:48 / RT: 35 s	PASS

8. FCC Part 15.407 Max Output Power and PSD ~ WLAN5Gx n-HT20 mode U-NII-2C

Test References	
TC Start	28.11.2019 14:20:18
System Version	1.0.0.24
Test Specification	FCC Part 15.407
Test Method	KDB789033 D02, F., E.2.e.
Class / TC Version / TC ID	TC_VM_FCC15407_Max_Output_Power_and_PSD_V01 Version: 0.0.1 | TCID_FCC15407_3
My Description	FCC 15.407 Max Output Power & PSD - WLAN5Gx n-HT20 mode U-NII-2C
Add. Information	

Test Parameter	
Technology to test	WLAN5Gx n-HT20 mode U-NII-2C
Antenna Port used	1
Temperature	mid
Voltage	mid
Frequency low to test	False | Freq [MHz] 5500
Frequency mid to test	True | Freq [MHz] 5600
Frequency high to test	False | Freq [MHz] 5700
Switched Path	IUT - SignalingUnit - SpectrumAnalyzer
Devices in use	SA: Rohde&Schwarz,FSV-40,1307.9002K40/101042,3.60

Test at TX 5600 MHz

RESULT: Duty Cycle evaluation					
Test Description	Lower Limit	Upper Limit	Measured	Unit	Verdict
No enough Bursts detected, Duty Cycle Burst Ratio set to 1					
Duty Cycle (Burst Ratio) max	---	---	1	---	Information
Duty Cycle max	---	---	0	dB	Information
Duty Cycle (Burst Ratio) min	---	---	1	---	Information
Duty Cycle min	---	---	0	dB	Information

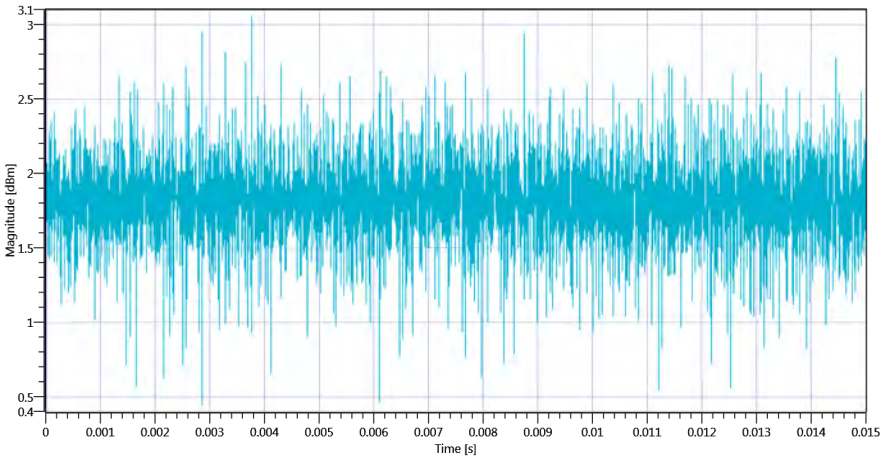

Plot_FCC Part 15.407 Max Output Power and PSD ~ WLAN5Gx n-HT20 mode U-NII-2C 5600 MHz - Duty Cycle_28112019_142032.png

RESULT: TC_VM_FCC15407_Max_Output_Power_and_PSD_V01					
Test Description	Lower Limit	Upper Limit	Measured	Unit	Verdict
Bandwidth 26dB	---	---	20.44	MHz	Information
T1 26dB	---	---	5589.7600	MHz	Information
T2 26dB	---	---	5610.2000	MHz	Information

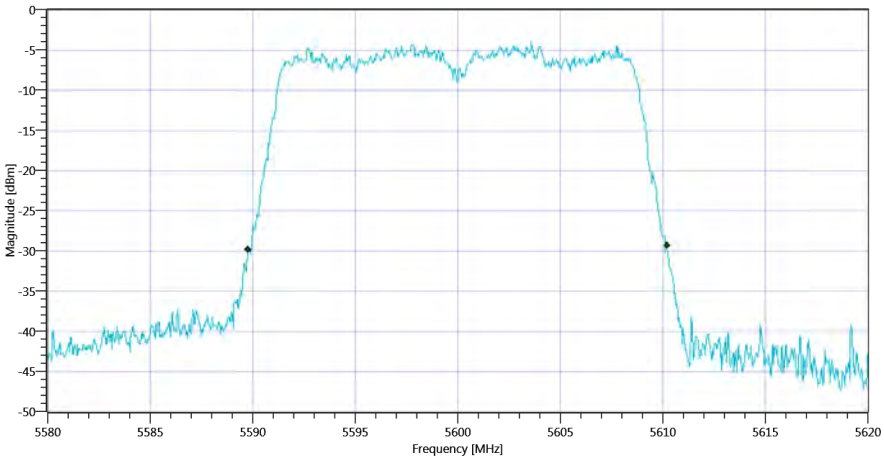

Plot_FCC Part 15.407 Max Output Power and PSD ~ WLAN5Gx n-HT20 mode U-NII-2C BW_28112019_142039.png

READ SA SETTINGS:	
RefLevel [dBm] | RefLevelOffset [dB] | InpAtt [dB]	12.80 | 14.17 | 15
Start [MHz] | Stop [MHz]	5580.000 | 5620.000
RBW [MHz] | VBW [MHz]	1.000000 | 3.000000
Detector | TraceMode	RMS | MAXH
Sweep: Time [ms] | Count | Points per Section | Type	8000 | 1 | 160 | SWE

RESULT: TC_VM_FCC15407_Max_Output_Power_and_PSD_V01					
Test Description	Lower Limit	Upper Limit	Measured	Unit	Verdict
Max Output Power	---	---	4.34	dBm	Information
Duty Cycle Correction	---	---	0	dB	Information
Limit absolute					
Max Output Power DC corrected	---	24	4.34	dBm	PASS
Limit by: 11 dBm + 10 log Bandwidth					
Max Output Power DC corrected	---	24.1	4.34	dBm	PASS

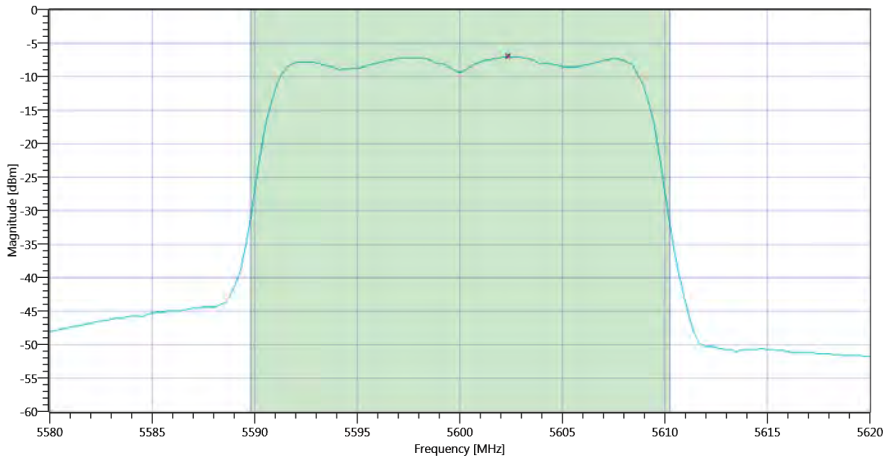

Plot_FCC Part 15.407 Max Output Power and PSD ~ WLAN5Gx n-HT20 mode U-NII-2C Max OP and PSD_28112019_142052.png

RESULT: TC_VM_FCC15407_Max_Output_Power_and_PSD_V01					
Test Description	Lower Limit	Upper Limit	Measured	Unit	Verdict
Power Spectral Density	---	---	-7	dBm/1MHz	Information
Duty Cycle Correction	---	---	0	dB	Information
Power Spectral Density DC corrected	---	11	-7	dBm/1MHz	PASS

TEST FINISHED		
General Verdict	28.11.2019 14:20:53 / RT: 34 s	PASS

9. FCC Part 15.407 Max Output Power and PSD ~ WLAN5Gx n-HT20 mode U-NII-2C

Test References	
TC Start	28.11.2019 14:22:17
System Version	1.0.0.24
Test Specification	FCC Part 15.407
Test Method	KDB789033 D02, F., E.2.e.
Class / TC Version / TC ID	TC_VM_FCC15407_Max_Output_Power_and_PSD_V01 Version: 0.0.1 | TCID_FCC15407_3
My Description	FCC 15.407 Max Output Power & PSD - WLAN5Gx n-HT20 mode U-NII-2C
Add. Information	

Test Parameter	
Technology to test	WLAN5Gx n-HT20 mode U-NII-2C
Antenna Port used	1
Temperature	mid
Voltage	mid
Frequency low to test	False | Freq [MHz] 5500
Frequency mid to test	False | Freq [MHz] 5600
Frequency high to test	True | Freq [MHz] 5700
Switched Path	IUT - SignalingUnit - SpectrumAnalyzer
Devices in use	SA: Rohde&Schwarz,FSV-40,1307.9002K40/101042,3.60

Test at TX 5700 MHz

RESULT: Duty Cycle evaluation					
Test Description	Lower Limit	Upper Limit	Measured	Unit	Verdict
No enough Bursts detected, Duty Cycle Burst Ratio set to 1					
Duty Cycle (Burst Ratio) max	---	---	1	---	Information
Duty Cycle max	---	---	0	dB	Information
Duty Cycle (Burst Ratio) min	---	---	1	---	Information
Duty Cycle min	---	---	0	dB	Information

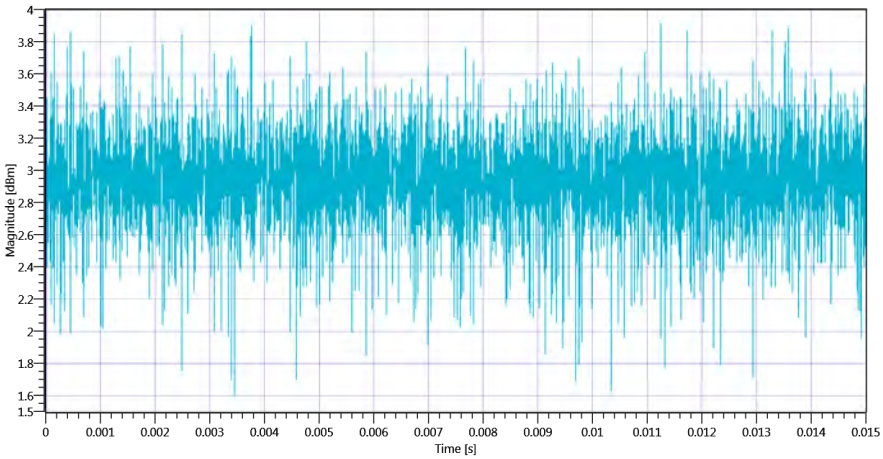

Plot_FCC Part 15.407 Max Output Power and PSD ~ WLAN5Gx n-HT20 mode U-NII-2C 5700 MHz - Duty Cycle_28112019_142230.png

RESULT: TC_VM_FCC15407_Max_Output_Power_and_PSD_V01					
Test Description	Lower Limit	Upper Limit	Measured	Unit	Verdict
Bandwidth 26dB	---	---	20.36	MHz	Information
T1 26dB	---	---	5689.7600	MHz	Information
T2 26dB	---	---	5710.1200	MHz	Information

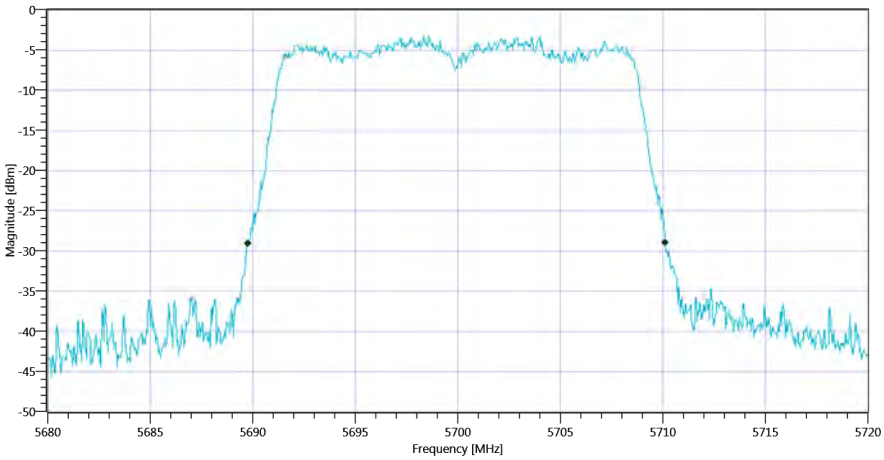

Plot_FCC Part 15.407 Max Output Power and PSD ~ WLAN5Gx n-HT20 mode U-NII-2C BW_28112019_142238.png

READ SA SETTINGS:	
RefLevel [dBm] | RefLevelOffset [dB] | InpAtt [dB]	13.69 | 14.41 | 15
Start [MHz] | Stop [MHz]	5680.000 | 5720.000
RBW [MHz] | VBW [MHz]	1.000000 | 3.000000
Detector | TraceMode	RMS | MAXH
Sweep: Time [ms] | Count | Points per Section | Type	8000 | 1 | 160 | SWE

RESULT: TC_VM_FCC15407_Max_Output_Power_and_PSD_V01					
Test Description	Lower Limit	Upper Limit	Measured	Unit	Verdict
Max Output Power	---	---	5.3	dBm	Information
Duty Cycle Correction	---	---	0	dB	Information
Limit absolute					
Max Output Power DC corrected	---	24	5.3	dBm	PASS
Limit by: 11 dBm + 10 log Bandwidth					
Max Output Power DC corrected	---	24.09	5.3	dBm	PASS

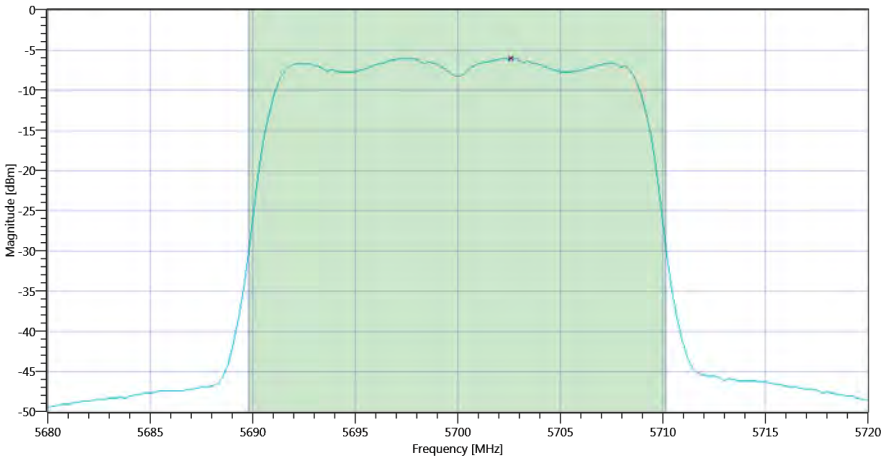

Plot_FCC Part 15.407 Max Output Power and PSD ~ WLAN5Gx n-HT20 mode U-NII-2C Max OP and PSD_28112019_142251.png

RESULT: TC_VM_FCC15407_Max_Output_Power_and_PSD_V01					
Test Description	Lower Limit	Upper Limit	Measured	Unit	Verdict
Power Spectral Density	---	---	-6.06	dBm/1MHz	Information
Duty Cycle Correction	---	---	0	dB	Information
Power Spectral Density DC corrected	---	11	-6.06	dBm/1MHz	PASS

TEST FINISHED		
General Verdict	28.11.2019 14:22:52 / RT: 35 s	PASS

10. FCC Part 15.407 Max Output Power and PSD ~ WLAN5Gx n-HT20 mode U-NII-3

Test References	
TC Start	28.11.2019 14:24:16
System Version	1.0.0.24
Test Specification	FCC Part 15.407
Test Method	KDB789033 D02, F., E.2.e.
Class / TC Version / TC ID	TC_VM_FCC15407_Max_Output_Power_and_PSD_V01 Version: 0.0.1 | TCID_FCC15407_3
My Description	FCC 15.407 Max Output Power & PSD - WLAN5Gx n-HT20 mode U-NII-3
Add. Information	

Test Parameter	
Technology to test	WLAN5Gx n-HT20 mode U-NII-3
Antenna Port used	1
Temperature	mid
Voltage	mid
Frequency low to test	True | Freq [MHz] 5745
Frequency mid to test	False | Freq [MHz] 5785
Frequency high to test	False | Freq [MHz] 5825
Switched Path	IUT - SignalingUnit - SpectrumAnalyzer
Devices in use	SA: Rohde&Schwarz,FSV-40,1307.9002K40/101042,3.60

Test at TX 5745 MHz

RESULT: Duty Cycle evaluation					
Test Description	Lower Limit	Upper Limit	Measured	Unit	Verdict
No enough Bursts detected, Duty Cycle Burst Ratio set to 1					
Duty Cycle (Burst Ratio) max	---	---	1	---	Information
Duty Cycle max	---	---	0	dB	Information
Duty Cycle (Burst Ratio) min	---	---	1	---	Information
Duty Cycle min	---	---	0	dB	Information

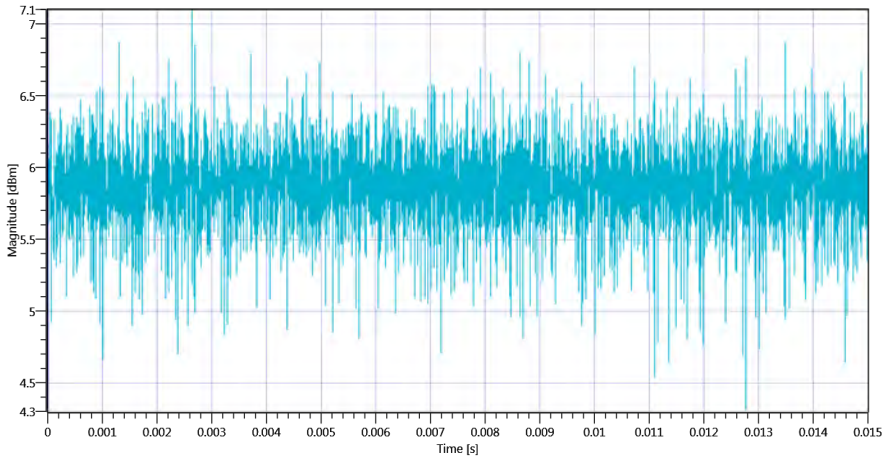

Plot_FCC Part 15.407 Max Output Power and PSD ~ WLAN5Gx n-HT20 mode U-NII-3 5745 MHz - Duty Cycle_28112019_142429.png

RESULT: TC_VM_FCC15407_Max_Output_Power_and_PSD_V01					
Test Description	Lower Limit	Upper Limit	Measured	Unit	Verdict
Bandwidth 26dB	---	---	20.36	MHz	Information
T1 26dB	---	---	5734.8000	MHz	Information
T2 26dB	---	---	5755.1600	MHz	Information

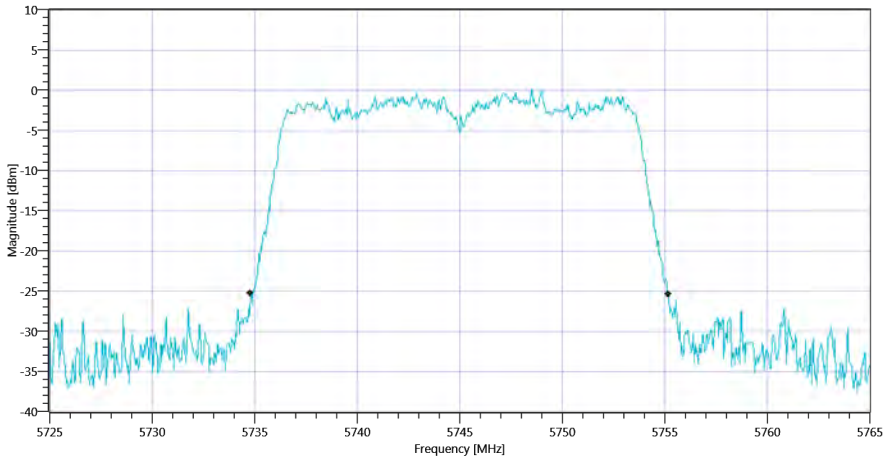

Plot_FCC Part 15.407 Max Output Power and PSD ~ WLAN5Gx n-HT20 mode U-NII-3 BW_28112019_142437.png

READ SA SETTINGS:	
RefLevel [dBm] | RefLevelOffset [dB] | InpAtt [dB]	17.22 | 14.24 | 20
Start [MHz] | Stop [MHz]	5725.000 | 5765.000
RBW [MHz] | VBW [MHz]	1.000000 | 3.000000
Detector | TraceMode	RMS | MAXH
Sweep: Time [ms] | Count | Points per Section | Type	8000 | 1 | 160 | SWE

RESULT: TC_VM_FCC15407_Max_Output_Power_and_PSD_V01					
Test Description	Lower Limit	Upper Limit	Measured	Unit	Verdict
Max Output Power	---	---	8.27	dBm	Information
Duty Cycle Correction	---	---	0	dB	Information
Limit absolute					
Max Output Power DC corrected	---	30	8.27	dBm	PASS
Limit by: 11 dBm + 10 log Bandwidth					
Max Output Power DC corrected	---	24.09	8.27	dBm	not applicable

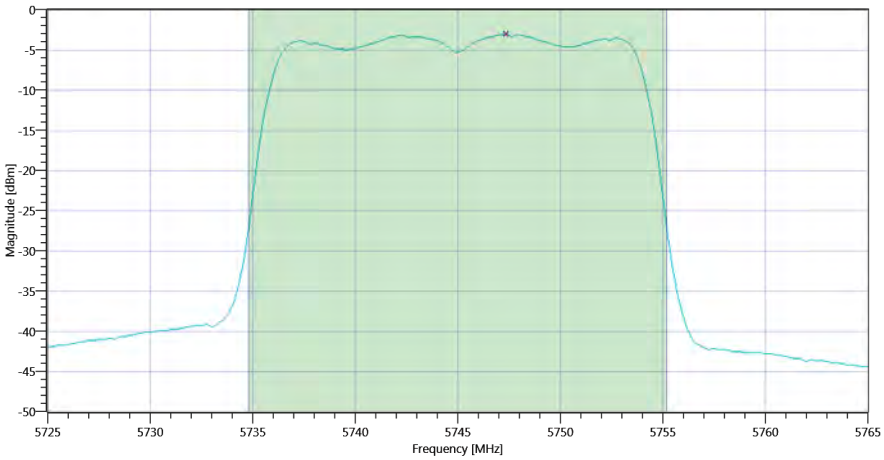

Plot_FCC Part 15.407 Max Output Power and PSD ~ WLAN5Gx n-HT20 mode U-NII-3 Max OP and PSD_28112019_142450.png

READ SA SETTINGS:	
RefLevel [dBm] | RefLevelOffset [dB] | InpAtt [dB]	17.22 | 14.24 | 20
Start [MHz] | Stop [MHz]	5725.000 | 5765.000
RBW [MHz] | VBW [MHz]	0.500000 | 3.000000
Detector | TraceMode	RMS | MAXH
Sweep: Time [ms] | Count | Points per Section | Type	8000 | 1 | 160 | SWE

RESULT: TC_VM_FCC15407_Max_Output_Power_and_PSD_V01					
Test Description	Lower Limit	Upper Limit	Measured	Unit	Verdict
Power Spectral Density	---	---	-6.01	dBm/0.5MHz	Information
Duty Cycle Correction	---	---	0	dB	Information
Power Spectral Density DC corrected	---	30	-6.01	dBm/0.5MHz	PASS

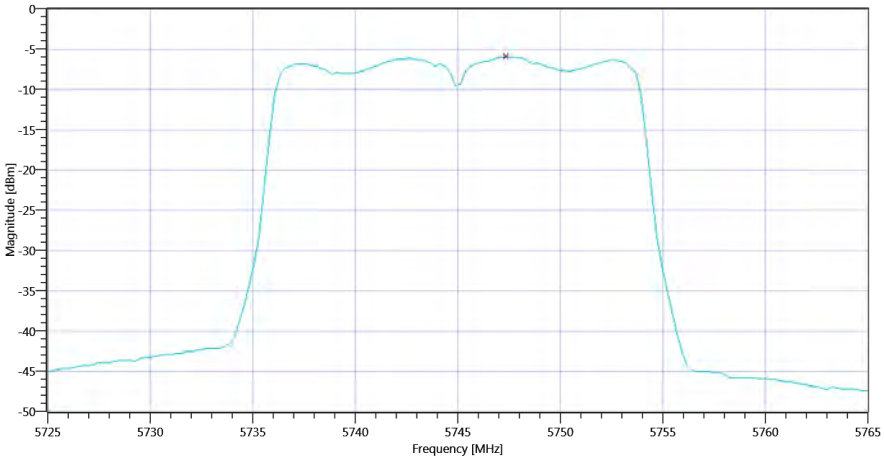

Plot_FCC Part 15.407 Max Output Power and PSD ~ WLAN5Gx n-HT20 mode U-NII-3 PSD UNII-3_28112019_142502.png

TEST FINISHED		
General Verdict	28.11.2019 14:25:03 / RT: 47 s	PASS

11. FCC Part 15.407 Max Output Power and PSD ~ WLAN5Gx n-HT20 mode U-NII-3

Test References	
TC Start	28.11.2019 14:26:43
System Version	1.0.0.24
Test Specification	FCC Part 15.407
Test Method	KDB789033 D02, F., E.2.e.
Class / TC Version / TC ID	TC_VM_FCC15407_Max_Output_Power_and_PSD_V01 Version: 0.0.1 | TCID_FCC15407_3
My Description	FCC 15.407 Max Output Power & PSD - WLAN5Gx n-HT20 mode U-NII-3
Add. Information	

Test Parameter	
Technology to test	WLAN5Gx n-HT20 mode U-NII-3
Antenna Port used	1
Temperature	mid
Voltage	mid
Frequency low to test	False | Freq [MHz] 5745
Frequency mid to test	True | Freq [MHz] 5785
Frequency high to test	False | Freq [MHz] 5825
Switched Path	IUT - SignalingUnit - SpectrumAnalyzer
Devices in use	SA: Rohde&Schwarz,FSV-40,1307.9002K40/101042,3.60

Test at TX 5785 MHz

RESULT: Duty Cycle evaluation					
Test Description	Lower Limit	Upper Limit	Measured	Unit	Verdict
No enough Bursts detected, Duty Cycle Burst Ratio set to 1					
Duty Cycle (Burst Ratio) max	---	---	1	---	Information
Duty Cycle max	---	---	0	dB	Information
Duty Cycle (Burst Ratio) min	---	---	1	---	Information
Duty Cycle min	---	---	0	dB	Information

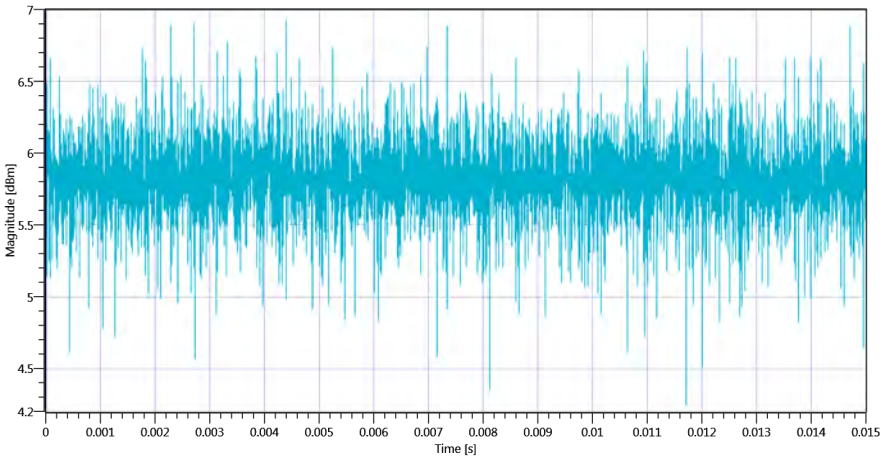

Plot_FCC Part 15.407 Max Output Power and PSD ~ WLAN5Gx n-HT20 mode U-NII-3 5785 MHz - Duty Cycle_28112019_142657.png

RESULT: TC_VM_FCC15407_Max_Output_Power_and_PSD_V01					
Test Description	Lower Limit	Upper Limit	Measured	Unit	Verdict
Bandwidth 26dB	---	---	20.2	MHz	Information
T1 26dB	---	---	5774.9600	MHz	Information
T2 26dB	---	---	5795.1600	MHz	Information

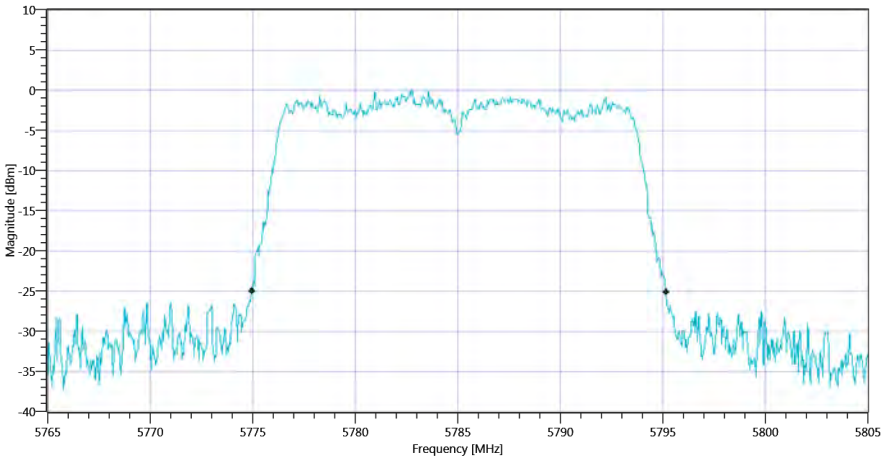

Plot_FCC Part 15.407 Max Output Power and PSD ~ WLAN5Gx n-HT20 mode U-NII-3 BW_28112019_142705.png

READ SA SETTINGS:	
RefLevel [dBm] | RefLevelOffset [dB] | InpAtt [dB]	16.56 | 14.27 | 20
Start [MHz] | Stop [MHz]	5765.000 | 5805.000
RBW [MHz] | VBW [MHz]	1.000000 | 3.000000
Detector | TraceMode	RMS | MAXH
Sweep: Time [ms] | Count | Points per Section | Type	8000 | 1 | 160 | SWE

RESULT: TC_VM_FCC15407_Max_Output_Power_and_PSD_V01					
Test Description	Lower Limit	Upper Limit	Measured	Unit	Verdict
Max Output Power	---	---	8.21	dBm	Information
Duty Cycle Correction	---	---	0	dB	Information
Limit absolute					
Max Output Power DC corrected	---	30	8.21	dBm	PASS
Limit by: 11 dBm + 10 log Bandwidth					
Max Output Power DC corrected	---	24.05	8.21	dBm	not applicable

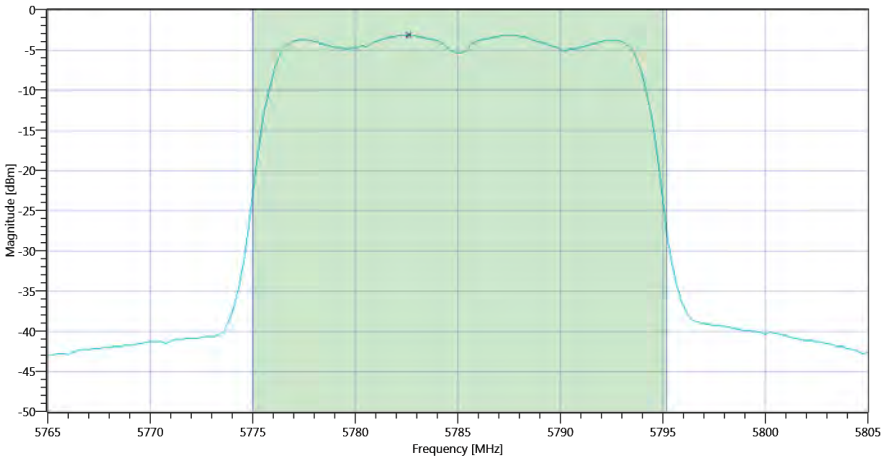

Plot_FCC Part 15.407 Max Output Power and PSD ~ WLAN5Gx n-HT20 mode U-NII-3 Max OP and PSD_28112019_142718.png

READ SA SETTINGS:	
RefLevel [dBm] | RefLevelOffset [dB] | InpAtt [dB]	16.56 | 14.27 | 20
Start [MHz] | Stop [MHz]	5765.000 | 5805.000
RBW [MHz] | VBW [MHz]	0.500000 | 3.000000
Detector | TraceMode	RMS | MAXH
Sweep: Time [ms] | Count | Points per Section | Type	8000 | 1 | 160 | SWE

RESULT: TC_VM_FCC15407_Max_Output_Power_and_PSD_V01					
Test Description	Lower Limit	Upper Limit	Measured	Unit	Verdict
Power Spectral Density	---	---	-6.12	dBm/0.5MHz	Information
Duty Cycle Correction	---	---	0	dB	Information
Power Spectral Density DC corrected	---	30	-6.12	dBm/0.5MHz	PASS

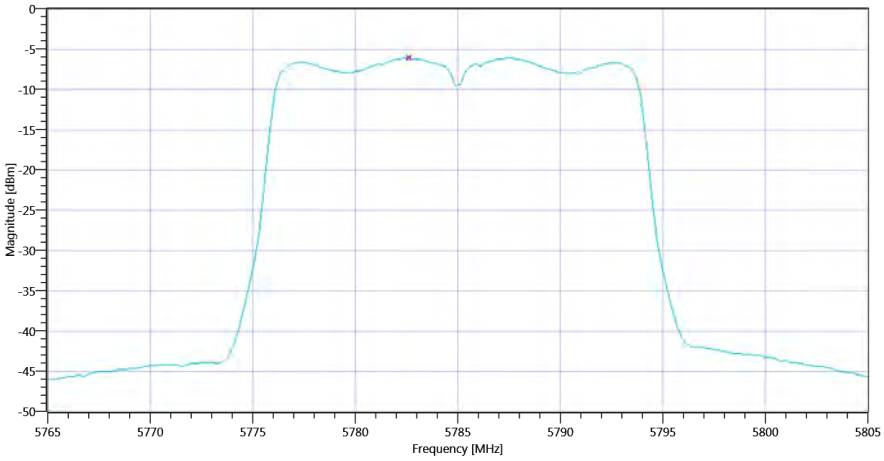

Plot_FCC Part 15.407 Max Output Power and PSD ~ WLAN5Gx n-HT20 mode U-NII-3 PSD UNII-3_28112019_142731.png

TEST FINISHED		
General Verdict	28.11.2019 14:27:31 / RT: 47 s	PASS

12. FCC Part 15.407 Max Output Power and PSD ~ WLAN5Gx n-HT20 mode U-NII-3

Test References	
TC Start	28.11.2019 14:29:19
System Version	1.0.0.24
Test Specification	FCC Part 15.407
Test Method	KDB789033 D02, F., E.2.e.
Class / TC Version / TC ID	TC_VM_FCC15407_Max_Output_Power_and_PSD_V01 Version: 0.0.1 | TCID_FCC15407_3
My Description	FCC 15.407 Max Output Power & PSD - WLAN5Gx n-HT20 mode U-NII-3
Add. Information	

Test Parameter	
Technology to test	WLAN5Gx n-HT20 mode U-NII-3
Antenna Port used	1
Temperature	mid
Voltage	mid
Frequency low to test	False | Freq [MHz] 5745
Frequency mid to test	False | Freq [MHz] 5785
Frequency high to test	True | Freq [MHz] 5825
Switched Path	IUT - SignalingUnit - SpectrumAnalyzer
Devices in use	SA: Rohde&Schwarz,FSV-40,1307.9002K40/101042,3.60

Test at TX 5825 MHz

RESULT: Duty Cycle evaluation					
Test Description	Lower Limit	Upper Limit	Measured	Unit	Verdict
No enough Bursts detected, Duty Cycle Burst Ratio set to 1					
Duty Cycle (Burst Ratio) max	---	---	1	---	Information
Duty Cycle max	---	---	0	dB	Information
Duty Cycle (Burst Ratio) min	---	---	1	---	Information
Duty Cycle min	---	---	0	dB	Information

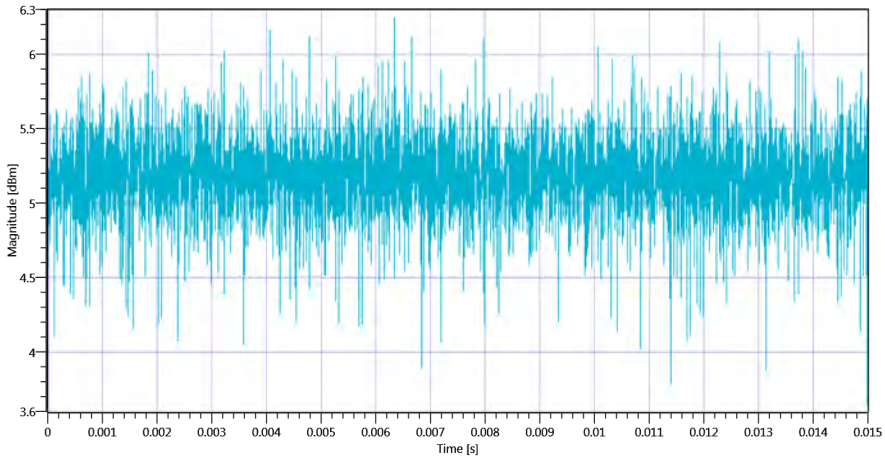

Plot_FCC Part 15.407 Max Output Power and PSD ~ WLAN5Gx n-HT20 mode U-NII-3 5825 MHz - Duty Cycle_28112019_142932.png

RESULT: TC_VM_FCC15407_Max_Output_Power_and_PSD_V01					
Test Description	Lower Limit	Upper Limit	Measured	Unit	Verdict
Bandwidth 26dB	---	---	20.32	MHz	Information
T1 26dB	---	---	5814.8400	MHz	Information
T2 26dB	---	---	5835.1600	MHz	Information

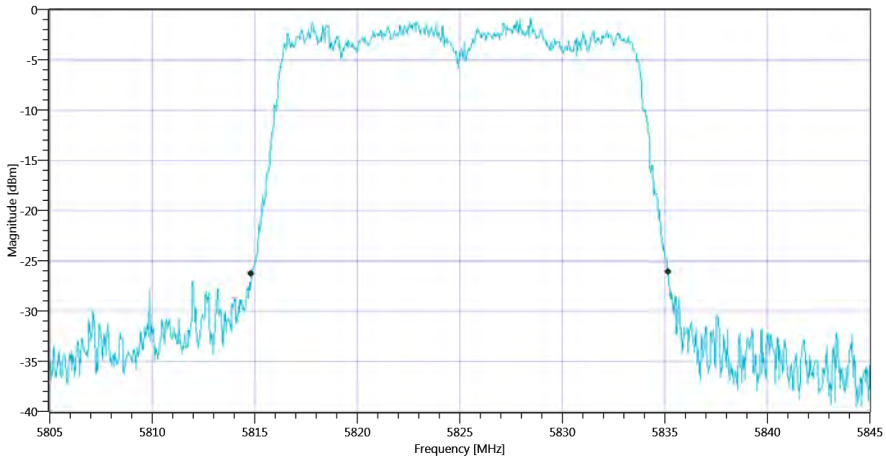

Plot_FCC Part 15.407 Max Output Power and PSD ~ WLAN5Gx n-HT20 mode U-NII-3 BW_28112019_142940.png

READ SA SETTINGS:	
RefLevel [dBm] | RefLevelOffset [dB] | InpAtt [dB]	15.69 | 14.33 | 20
Start [MHz] | Stop [MHz]	5805.000 | 5845.000
RBW [MHz] | VBW [MHz]	1.000000 | 3.000000
Detector | TraceMode	RMS | MAXH
Sweep: Time [ms] | Count | Points per Section | Type	8000 | 1 | 160 | SWE

RESULT: TC_VM_FCC15407_Max_Output_Power_and_PSD_V01					
Test Description	Lower Limit	Upper Limit	Measured	Unit	Verdict
Max Output Power	---	---	7.56	dBm	Information
Duty Cycle Correction	---	---	0	dB	Information
Limit absolute					
Max Output Power DC corrected	---	30	7.56	dBm	PASS
Limit by: 11 dBm + 10 log Bandwidth					
Max Output Power DC corrected	---	24.08	7.56	dBm	not applicable

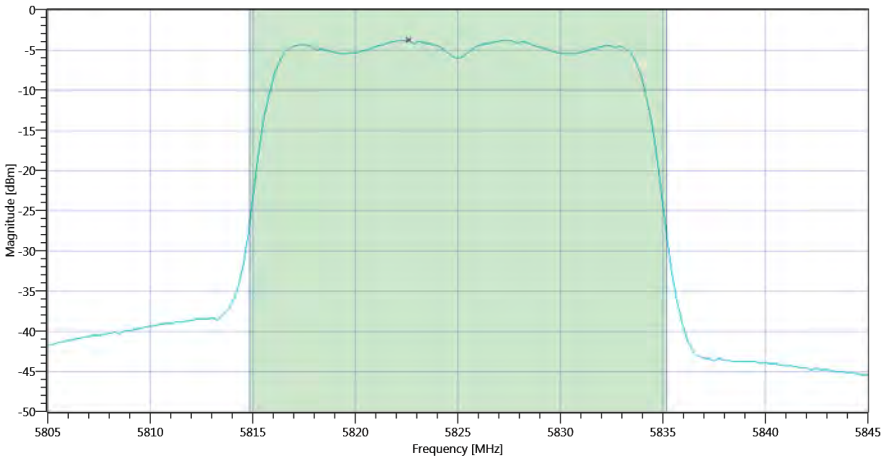

Plot_FCC Part 15.407 Max Output Power and PSD ~ WLAN5Gx n-HT20 mode U-NII-3 Max OP and PSD_28112019_142953.png

READ SA SETTINGS:	
RefLevel [dBm] | RefLevelOffset [dB] | InpAtt [dB]	15.69 | 14.33 | 20
Start [MHz] | Stop [MHz]	5805.000 | 5845.000
RBW [MHz] | VBW [MHz]	0.500000 | 3.000000
Detector | TraceMode	RMS | MAXH
Sweep: Time [ms] | Count | Points per Section | Type	8000 | 1 | 160 | SWE

RESULT: TC_VM_FCC15407_Max_Output_Power_and_PSD_V01					
Test Description	Lower Limit	Upper Limit	Measured	Unit	Verdict
Power Spectral Density	---	---	-6.76	dBm/0.5MHz	Information
Duty Cycle Correction	---	---	0	dB	Information
Power Spectral Density DC corrected	---	30	-6.76	dBm/0.5MHz	PASS

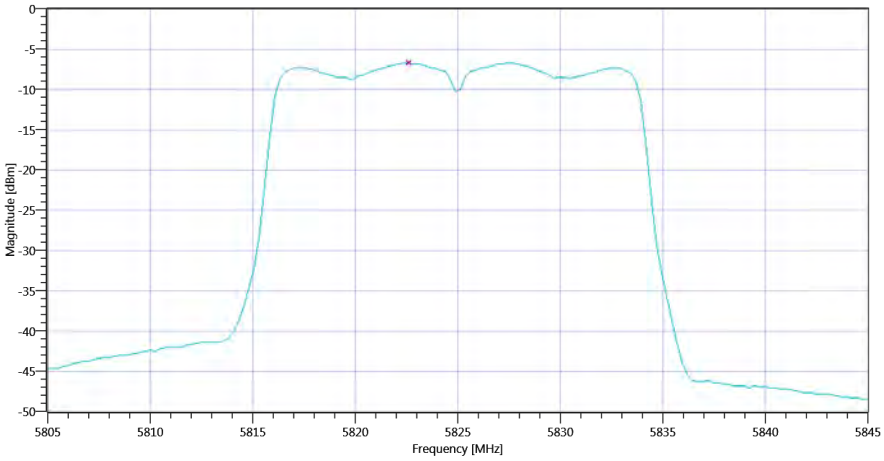

Plot_FCC Part 15.407 Max Output Power and PSD ~ WLAN5Gx n-HT20 mode U-NII-3 PSD UNII-3_28112019_143005.png

TEST FINISHED		
General Verdict	28.11.2019 14:30:05 / RT: 46 s	PASS

13. ISED Max Output Power and PSD ~ WLAN5Gx n-HT20 mode U-NII-1

Test References	
TC Start	28.11.2019 14:04:09
System Version	1.0.0.24
Test Specification	ISED
Test Method	
Class / TC Version / TC ID	TC_VM_FCC15407_Max_Output_Power_and_PSD_V01 Version: 0.0.1 | TCID_FCC15407_3
My Description	ISED Max Output Power & PSD - WLAN5Gx n-HT20 mode U-NII-1
Add. Information	

Test Parameter	
Technology to test	WLAN5Gx n-HT20 mode U-NII-1
Antenna Port used	1
Temperature	mid
Voltage	mid
Frequency low to test	True | Freq [MHz] 5180
Frequency mid to test	False | Freq [MHz] 5200
Frequency high to test	False | Freq [MHz] 5240
Switched Path	IUT - SignalingUnit - SpectrumAnalyzer
Devices in use	SA: Rohde&Schwarz,FSV-40,1307.9002K40/101042,3.60

Test at TX 5180 MHz

RESULT: Duty Cycle evaluation					
Test Description	Lower Limit	Upper Limit	Measured	Unit	Verdict
No enough Bursts detected, Duty Cycle Burst Ratio set to 1					
Duty Cycle (Burst Ratio) max	---	---	1	---	Information
Duty Cycle max	---	---	0	dB	Information
Duty Cycle (Burst Ratio) min	---	---	1	---	Information
Duty Cycle min	---	---	0	dB	Information

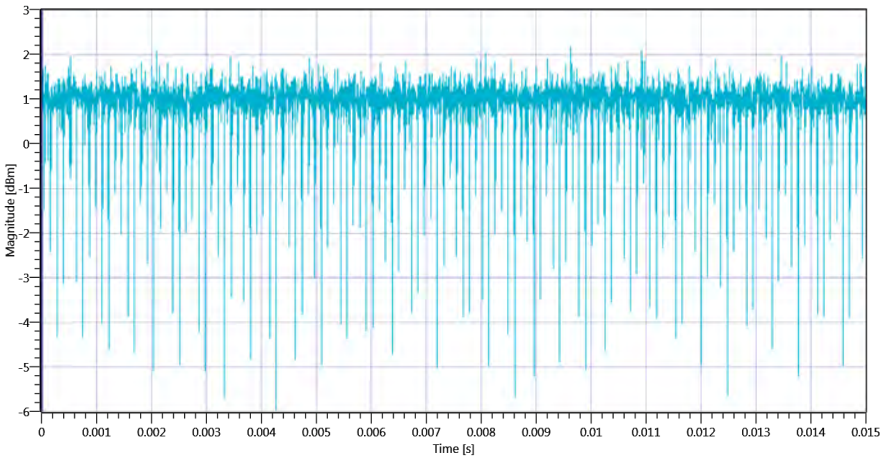

Plot_ISED Max Output Power and PSD ~ WLAN5Gx n-HT20 mode U-NII-1 5180 MHz - Duty Cycle_28112019_140422.png

RESULT: TC_VM_FCC15407_Max_Output_Power_and_PSD_V01					
Test Description	Lower Limit	Upper Limit	Measured	Unit	Verdict
Bandwidth 99%	---	---	17.902	MHz	Information
T1 99%	---	---	5171.0490	MHz	Information
T2 99%	---	---	5188.9510	MHz	Information

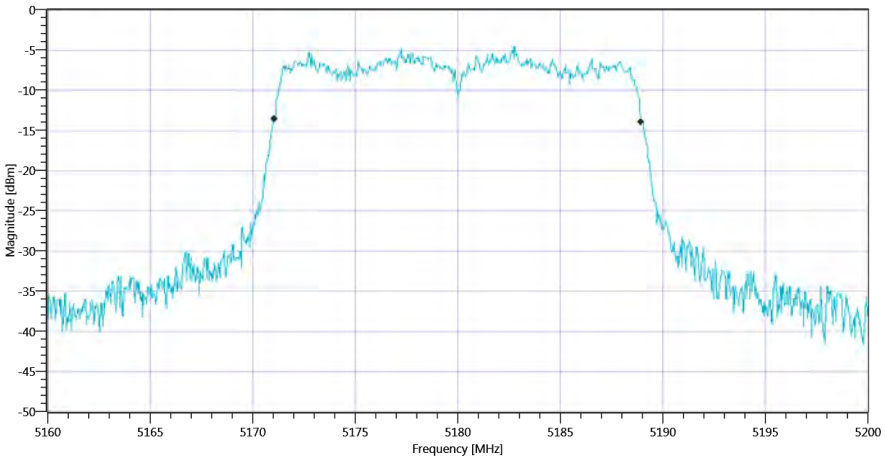

Plot_ISED Max Output Power and PSD ~ WLAN5Gx n-HT20 mode U-NII-1 BW_28112019_140434.png

READ SA SETTINGS:	
RefLevel [dBm] | RefLevelOffset [dB] | InpAtt [dB]	11.12 | 14.19 | 15
Start [MHz] | Stop [MHz]	5160.000 | 5200.000
RBW [MHz] | VBW [MHz]	1.000000 | 3.000000
Detector | TraceMode	RMS | MAXH
Sweep: Time [ms] | Count | Points per Section | Type	8000 | 1 | 160 | SWE

RESULT: TC_VM_FCC15407_Max_Output_Power_and_PSD_V01					
Test Description	Lower Limit	Upper Limit	Measured	Unit	Verdict
Max Output Power	---	---	3.24	dBm	Information
Duty Cycle Correction	---	---	0	dB	Information
Limit absolute					
Max Output Power DC corrected	---	24	3.24	dBm	PASS
Limit by: 11 dBm + 10 log Bandwidth					
Max Output Power DC corrected	---	23.53	3.24	dBm	PASS

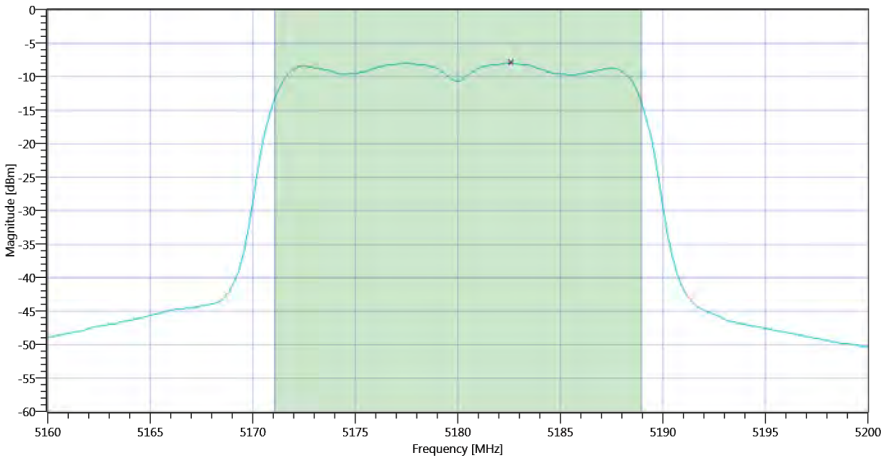

Plot_ISED Max Output Power and PSD ~ WLAN5Gx n-HT20 mode U-NII-1 Max OP and PSD_28112019_140447.png

RESULT: TC_VM_FCC15407_Max_Output_Power_and_PSD_V01					
Test Description	Lower Limit	Upper Limit	Measured	Unit	Verdict
Power Spectral Density	---	---	-7.92	dBm/1MHz	Information
Duty Cycle Correction	---	---	0	dB	Information
Power Spectral Density DC corrected	---	11	-7.92	dBm/1MHz	PASS

TEST FINISHED		
General Verdict	28.11.2019 14:04:48 / RT: 38 s	PASS

14. ISED Max Output Power and PSD ~ WLAN5Gx n-HT20 mode U-NII-1

Test References	
TC Start	28.11.2019 14:08:52
System Version	1.0.0.24
Test Specification	ISED
Test Method	
Class / TC Version / TC ID	TC_VM_FCC15407_Max_Output_Power_and_PSD_V01 Version: 0.0.1 | TCID_FCC15407_3
My Description	ISED Max Output Power & PSD - WLAN5Gx n-HT20 mode U-NII-1
Add. Information	

Test Parameter	
Technology to test	WLAN5Gx n-HT20 mode U-NII-1
Antenna Port used	1
Temperature	mid
Voltage	mid
Frequency low to test	False | Freq [MHz] 5180
Frequency mid to test	True | Freq [MHz] 5200
Frequency high to test	False | Freq [MHz] 5240
Switched Path	IUT - SignalingUnit - SpectrumAnalyzer
Devices in use	SA: Rohde&Schwarz,FSV-40,1307.9002K40/101042,3.60

Test at TX 5200 MHz

RESULT: Duty Cycle evaluation					
Test Description	Lower Limit	Upper Limit	Measured	Unit	Verdict
No enough Bursts detected, Duty Cycle Burst Ratio set to 1					
Duty Cycle (Burst Ratio) max	---	---	1	---	Information
Duty Cycle max	---	---	0	dB	Information
Duty Cycle (Burst Ratio) min	---	---	1	---	Information
Duty Cycle min	---	---	0	dB	Information

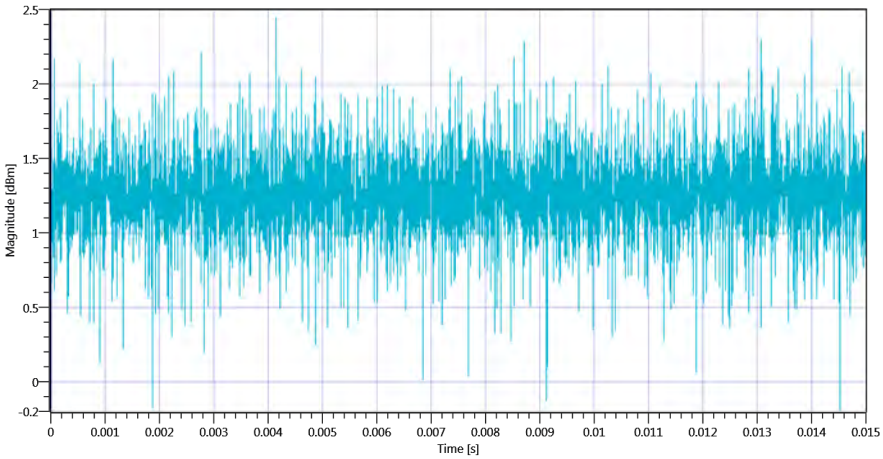

Plot_ISED Max Output Power and PSD ~ WLAN5Gx n-HT20 mode U-NII-1 5200 MHz - Duty Cycle_28112019_140905.png

RESULT: TC_VM_FCC15407_Max_Output_Power_and_PSD_V01					
Test Description	Lower Limit	Upper Limit	Measured	Unit	Verdict
Bandwidth 99%	---	---	17.702	MHz	Information
T1 99%	---	---	5191.1289	MHz	Information
T2 99%	---	---	5208.8312	MHz	Information

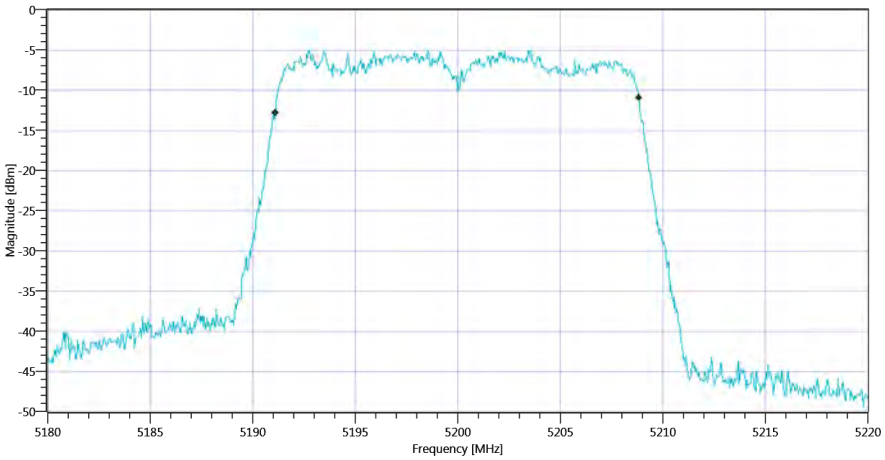

Plot_ISED Max Output Power and PSD ~ WLAN5Gx n-HT20 mode U-NII-1 BW_28112019_140912.png

READ SA SETTINGS:	
RefLevel [dBm] | RefLevelOffset [dB] | InpAtt [dB]	11.78 | 14.37 | 15
Start [MHz] | Stop [MHz]	5180.000 | 5220.000
RBW [MHz] | VBW [MHz]	1.000000 | 3.000000
Detector | TraceMode	RMS | MAXH
Sweep: Time [ms] | Count | Points per Section | Type	8000 | 1 | 160 | SWE

RESULT: TC_VM_FCC15407_Max_Output_Power_and_PSD_V01					
Test Description	Lower Limit	Upper Limit	Measured	Unit	Verdict
Max Output Power	---	---	3.47	dBm	Information
Duty Cycle Correction	---	---	0	dB	Information
Limit absolute					
Max Output Power DC corrected	---	24	3.47	dBm	PASS
Limit by: 11 dBm + 10 log Bandwidth					
Max Output Power DC corrected	---	23.48	3.47	dBm	PASS

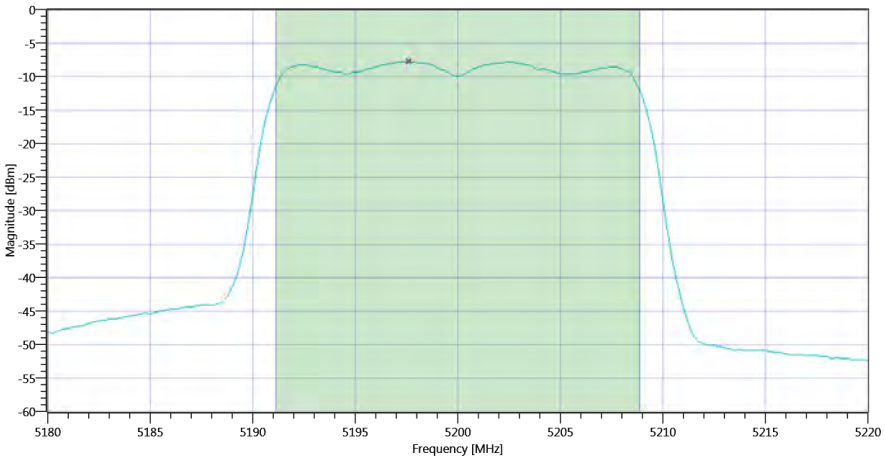

Plot_ISED Max Output Power and PSD ~ WLAN5Gx n-HT20 mode U-NII-1 Max OP and PSD_28112019_140925.png

RESULT: TC_VM_FCC15407_Max_Output_Power_and_PSD_V01					
Test Description	Lower Limit	Upper Limit	Measured	Unit	Verdict
Power Spectral Density	---	---	-7.76	dBm/1MHz	Information
Duty Cycle Correction	---	---	0	dB	Information
Power Spectral Density DC corrected	---	11	-7.76	dBm/1MHz	PASS

TEST FINISHED		
General Verdict	28.11.2019 14:09:26 / RT: 34 s	PASS

15. ISED Max Output Power and PSD ~ WLAN5Gx n-HT20 mode U-NII-1

Test References	
TC Start	28.11.2019 14:10:50
System Version	1.0.0.24
Test Specification	ISED
Test Method	
Class / TC Version / TC ID	TC_VM_FCC15407_Max_Output_Power_and_PSD_V01 Version: 0.0.1 | TCID_FCC15407_3
My Description	ISED Max Output Power & PSD - WLAN5Gx n-HT20 mode U-NII-1
Add. Information	

Test Parameter	
Technology to test	WLAN5Gx n-HT20 mode U-NII-1
Antenna Port used	1
Temperature	mid
Voltage	mid
Frequency low to test	False | Freq [MHz] 5180
Frequency mid to test	False | Freq [MHz] 5200
Frequency high to test	True | Freq [MHz] 5240
Switched Path	IUT - SignalingUnit - SpectrumAnalyzer
Devices in use	SA: Rohde&Schwarz,FSV-40,1307.9002K40/101042,3.60

Test at TX 5240 MHz

RESULT: Duty Cycle evaluation					
Test Description	Lower Limit	Upper Limit	Measured	Unit	Verdict
No enough Bursts detected, Duty Cycle Burst Ratio set to 1					
Duty Cycle (Burst Ratio) max	---	---	1	---	Information
Duty Cycle max	---	---	0	dB	Information
Duty Cycle (Burst Ratio) min	---	---	1	---	Information
Duty Cycle min	---	---	0	dB	Information

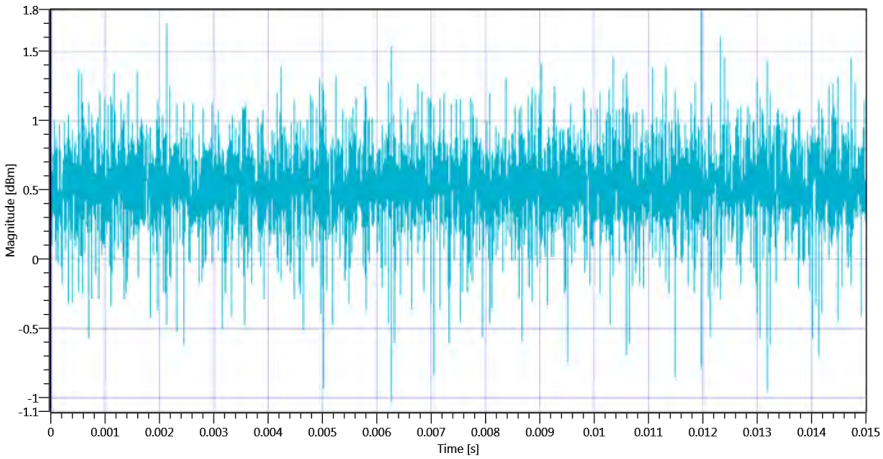

Plot_ISED Max Output Power and PSD ~ WLAN5Gx n-HT20 mode U-NII-1 5240 MHz - Duty Cycle_28112019_141103.png

RESULT: TC_VM_FCC15407_Max_Output_Power_and_PSD_V01					
Test Description	Lower Limit	Upper Limit	Measured	Unit	Verdict
Bandwidth 99%	---	---	17.702	MHz	Information
T1 99%	---	---	5231.1688	MHz	Information
T2 99%	---	---	5248.8711	MHz	Information

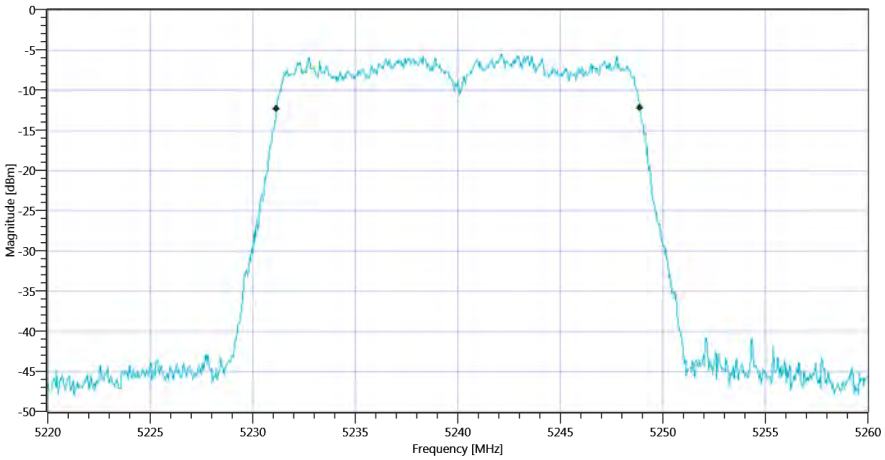

Plot_ISED Max Output Power and PSD ~ WLAN5Gx n-HT20 mode U-NII-1 BW_28112019_141111.png

READ SA SETTINGS:	
RefLevel [dBm] | RefLevelOffset [dB] | InpAtt [dB]	11.13 | 14.57 | 15
Start [MHz] | Stop [MHz]	5220.000 | 5260.000
RBW [MHz] | VBW [MHz]	1.000000 | 3.000000
Detector | TraceMode	RMS | MAXH
Sweep: Time [ms] | Count | Points per Section | Type	8000 | 1 | 160 | SWE

RESULT: TC_VM_FCC15407_Max_Output_Power_and_PSD_V01					
Test Description	Lower Limit	Upper Limit	Measured	Unit	Verdict
Max Output Power	---	---	2.87	dBm	Information
Duty Cycle Correction	---	---	0	dB	Information
Limit absolute					
Max Output Power DC corrected	---	24	2.87	dBm	PASS
Limit by: 11 dBm + 10 log Bandwidth					
Max Output Power DC corrected	---	23.48	2.87	dBm	PASS

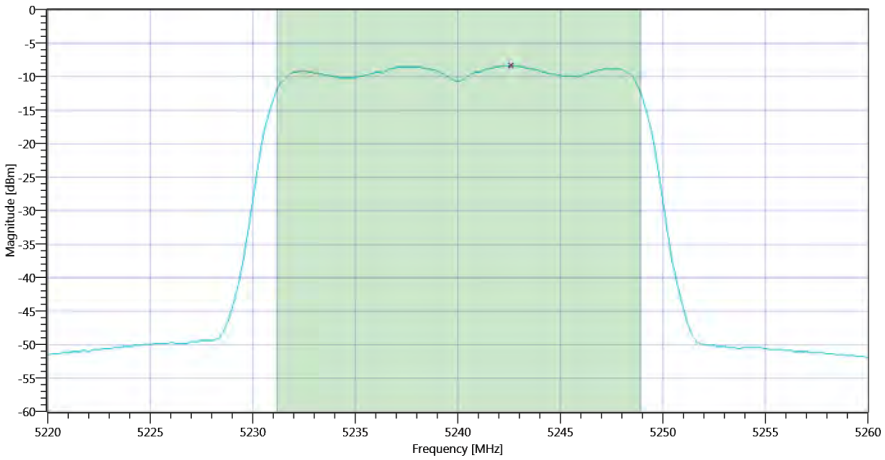

Plot_ISED Max Output Power and PSD ~ WLAN5Gx n-HT20 mode U-NII-1 Max OP and PSD_28112019_141124.png

RESULT: TC_VM_FCC15407_Max_Output_Power_and_PSD_V01					
Test Description	Lower Limit	Upper Limit	Measured	Unit	Verdict
Power Spectral Density	---	---	-8.36	dBm/1MHz	Information
Duty Cycle Correction	---	---	0	dB	Information
Power Spectral Density DC corrected	---	11	-8.36	dBm/1MHz	PASS

TEST FINISHED		
General Verdict	28.11.2019 14:11:25 / RT: 34 s	PASS

16. ISED Max Output Power and PSD ~ WLAN5Gx n-HT20 mode U-NII-2A

Test References	
TC Start	28.11.2019 14:12:53
System Version	1.0.0.24
Test Specification	ISED
Test Method	
Class / TC Version / TC ID	TC_VM_FCC15407_Max_Output_Power_and_PSD_V01 Version: 0.0.1 | TCID_FCC15407_3
My Description	ISED Max Output Power & PSD - WLAN5Gx n-HT20 mode U-NII-2A
Add. Information	

Test Parameter	
Technology to test	WLAN5Gx n-HT20 mode U-NII-2A
Antenna Port used	1
Temperature	mid
Voltage	mid
Frequency low to test	True | Freq [MHz] 5260
Frequency mid to test	False | Freq [MHz] 5280
Frequency high to test	False | Freq [MHz] 5320
Switched Path	IUT - SignalingUnit - SpectrumAnalyzer
Devices in use	SA: Rohde&Schwarz,FSV-40,1307.9002K40/101042,3.60

Test at TX 5260 MHz

RESULT: Duty Cycle evaluation					
Test Description	Lower Limit	Upper Limit	Measured	Unit	Verdict
No enough Bursts detected, Duty Cycle Burst Ratio set to 1					
Duty Cycle (Burst Ratio) max	---	---	1	---	Information
Duty Cycle max	---	---	0	dB	Information
Duty Cycle (Burst Ratio) min	---	---	1	---	Information
Duty Cycle min	---	---	0	dB	Information

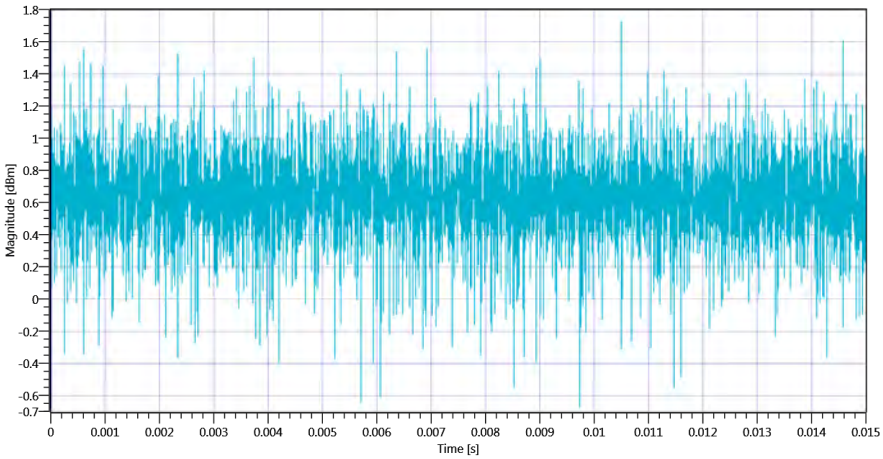

Plot_ISED Max Output Power and PSD ~ WLAN5Gx n-HT20 mode U-NII-2A 5260 MHz - Duty Cycle_28112019_141306.png

RESULT: TC_VM_FCC15407_Max_Output_Power_and_PSD_V01					
Test Description	Lower Limit	Upper Limit	Measured	Unit	Verdict
Bandwidth 99%	---	---	17.742	MHz	Information
T1 99%	---	---	5251.1289	MHz	Information
T2 99%	---	---	5268.8711	MHz	Information

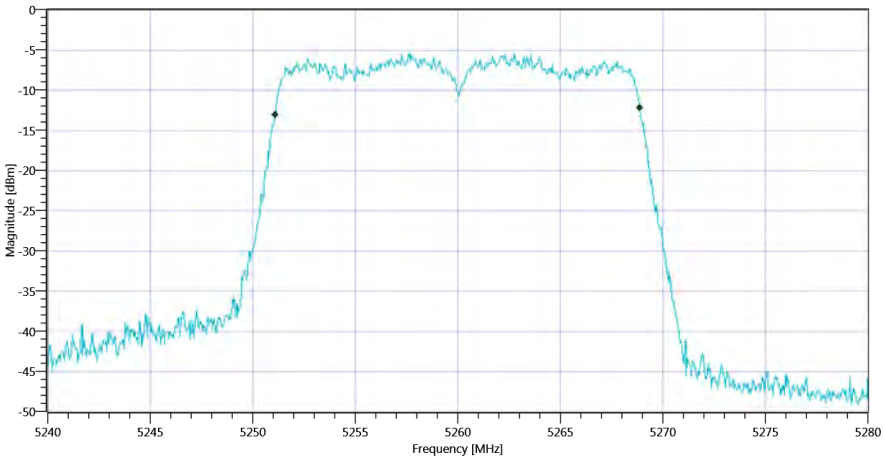

Plot_ISED Max Output Power and PSD ~ WLAN5Gx n-HT20 mode U-NII-2A BW_28112019_141314.png

READ SA SETTINGS:	
RefLevel [dBm] | RefLevelOffset [dB] | InpAtt [dB]	11.38 | 14.58 | 15
Start [MHz] | Stop [MHz]	5240.000 | 5280.000
RBW [MHz] | VBW [MHz]	1.000000 | 3.000000
Detector | TraceMode	RMS | MAXH
Sweep: Time [ms] | Count | Points per Section | Type	8000 | 1 | 160 | SWE

RESULT: TC_VM_FCC15407_Max_Output_Power_and_PSD_V01					
Test Description	Lower Limit	Upper Limit	Measured	Unit	Verdict
Max Output Power	---	---	3.05	dBm	Information
Duty Cycle Correction	---	---	0	dB	Information
Limit absolute					
Max Output Power DC corrected	---	24	3.05	dBm	PASS
Limit by: 11 dBm + 10 log Bandwidth					
Max Output Power DC corrected	---	23.49	3.05	dBm	PASS

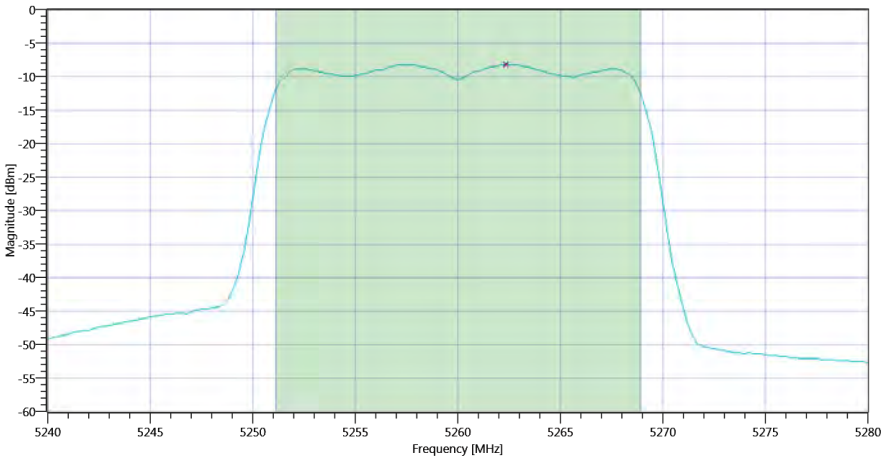

Plot_ISED Max Output Power and PSD ~ WLAN5Gx n-HT20 mode U-NII-2A Max OP and PSD_28112019_141327.png

RESULT: TC_VM_FCC15407_Max_Output_Power_and_PSD_V01					
Test Description	Lower Limit	Upper Limit	Measured	Unit	Verdict
Power Spectral Density	---	---	-8.23	dBm/1MHz	Information
Duty Cycle Correction	---	---	0	dB	Information
Power Spectral Density DC corrected	---	11	-8.23	dBm/1MHz	PASS

TEST FINISHED		
General Verdict	28.11.2019 14:13:28 / RT: 34 s	PASS

17. ISED Max Output Power and PSD ~ WLAN5Gx n-HT20 mode U-NII-2A

Test References	
TC Start	28.11.2019 14:14:54
System Version	1.0.0.24
Test Specification	ISED
Test Method	
Class / TC Version / TC ID	TC_VM_FCC15407_Max_Output_Power_and_PSD_V01 Version: 0.0.1 | TCID_FCC15407_3
My Description	ISED Max Output Power & PSD - WLAN5Gx n-HT20 mode U-NII-2A
Add. Information	

Test Parameter	
Technology to test	WLAN5Gx n-HT20 mode U-NII-2A
Antenna Port used	1
Temperature	mid
Voltage	mid
Frequency low to test	False | Freq [MHz] 5260
Frequency mid to test	True | Freq [MHz] 5280
Frequency high to test	False | Freq [MHz] 5320
Switched Path	IUT - SignalingUnit - SpectrumAnalyzer
Devices in use	SA: Rohde&Schwarz,FSV-40,1307.9002K40/101042,3.60

Test at TX 5280 MHz

RESULT: Duty Cycle evaluation					
Test Description	Lower Limit	Upper Limit	Measured	Unit	Verdict
No enough Bursts detected, Duty Cycle Burst Ratio set to 1					
Duty Cycle (Burst Ratio) max	---	---	1	---	Information
Duty Cycle max	---	---	0	dB	Information
Duty Cycle (Burst Ratio) min	---	---	1	---	Information
Duty Cycle min	---	---	0	dB	Information

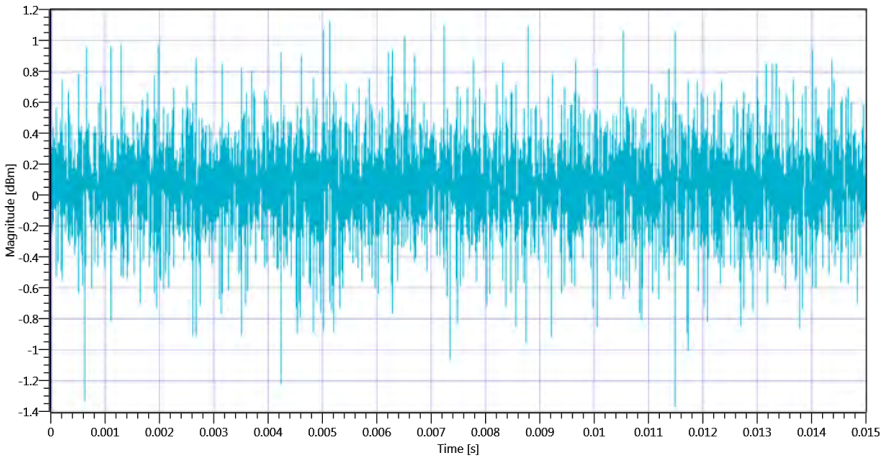

Plot_ISED Max Output Power and PSD ~ WLAN5Gx n-HT20 mode U-NII-2A 5280 MHz - Duty Cycle_28112019_141508.png

RESULT: TC_VM_FCC15407_Max_Output_Power_and_PSD_V01					
Test Description	Lower Limit	Upper Limit	Measured	Unit	Verdict
Bandwidth 99%	---	---	17.742	MHz	Information
T1 99%	---	---	5271.1289	MHz	Information
T2 99%	---	---	5288.8711	MHz	Information

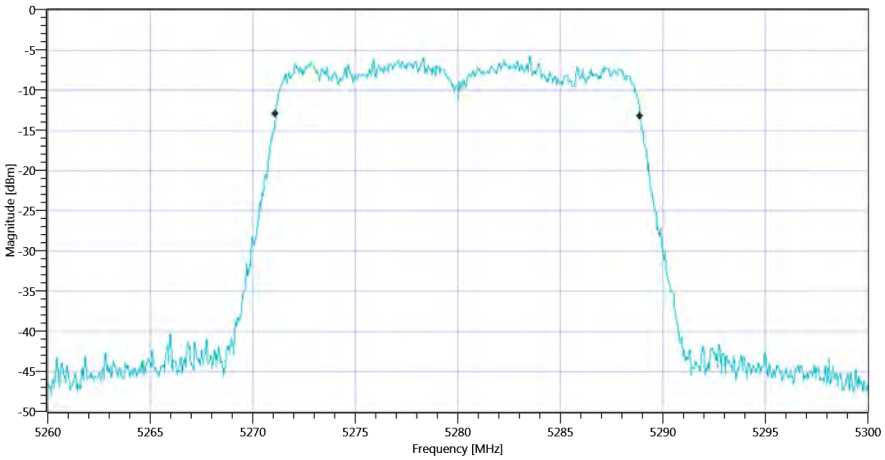

Plot_ISED Max Output Power and PSD ~ WLAN5Gx n-HT20 mode U-NII-2A BW_28112019_141516.png

READ SA SETTINGS:	
RefLevel [dBm] | RefLevelOffset [dB] | InpAtt [dB]	10.60 | 14.37 | 15
Start [MHz] | Stop [MHz]	5260.000 | 5300.000
RBW [MHz] | VBW [MHz]	1.000000 | 3.000000
Detector | TraceMode	RMS | MAXH
Sweep: Time [ms] | Count | Points per Section | Type	8000 | 1 | 160 | SWE

RESULT: TC_VM_FCC15407_Max_Output_Power_and_PSD_V01					
Test Description	Lower Limit	Upper Limit	Measured	Unit	Verdict
Max Output Power	---	---	2.48	dBm	Information
Duty Cycle Correction	---	---	0	dB	Information
Limit absolute					
Max Output Power DC corrected	---	24	2.48	dBm	PASS
Limit by: 11 dBm + 10 log Bandwidth					
Max Output Power DC corrected	---	23.49	2.48	dBm	PASS

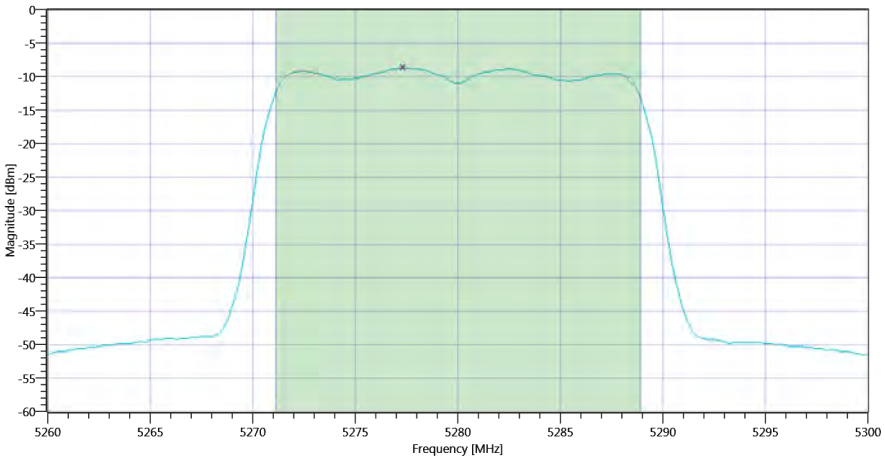

Plot_ISED Max Output Power and PSD ~ WLAN5Gx n-HT20 mode U-NII-2A Max OP and PSD_28112019_141529.png

RESULT: TC_VM_FCC15407_Max_Output_Power_and_PSD_V01					
Test Description	Lower Limit	Upper Limit	Measured	Unit	Verdict
Power Spectral Density	---	---	-8.76	dBm/1MHz	Information
Duty Cycle Correction	---	---	0	dB	Information
Power Spectral Density DC corrected	---	11	-8.76	dBm/1MHz	PASS

TEST FINISHED		
General Verdict	28.11.2019 14:15:30 / RT: 35 s	PASS

18. ISED Max Output Power and PSD ~ WLAN5Gx n-HT20 mode U-NII-2A

Test References	
TC Start	28.11.2019 14:16:53
System Version	1.0.0.24
Test Specification	ISED
Test Method	
Class / TC Version / TC ID	TC_VM_FCC15407_Max_Output_Power_and_PSD_V01 Version: 0.0.1 | TCID_FCC15407_3
My Description	ISED Max Output Power & PSD - WLAN5Gx n-HT20 mode U-NII-2A
Add. Information	

Test Parameter	
Technology to test	WLAN5Gx n-HT20 mode U-NII-2A
Antenna Port used	1
Temperature	mid
Voltage	mid
Frequency low to test	False | Freq [MHz] 5260
Frequency mid to test	False | Freq [MHz] 5280
Frequency high to test	True | Freq [MHz] 5320
Switched Path	IUT - SignalingUnit - SpectrumAnalyzer
Devices in use	SA: Rohde&Schwarz,FSV-40,1307.9002K40/101042,3.60

Test at TX 5320 MHz

RESULT: Duty Cycle evaluation					
Test Description	Lower Limit	Upper Limit	Measured	Unit	Verdict
No enough Bursts detected, Duty Cycle Burst Ratio set to 1					
Duty Cycle (Burst Ratio) max	---	---	1	---	Information
Duty Cycle max	---	---	0	dB	Information
Duty Cycle (Burst Ratio) min	---	---	1	---	Information
Duty Cycle min	---	---	0	dB	Information

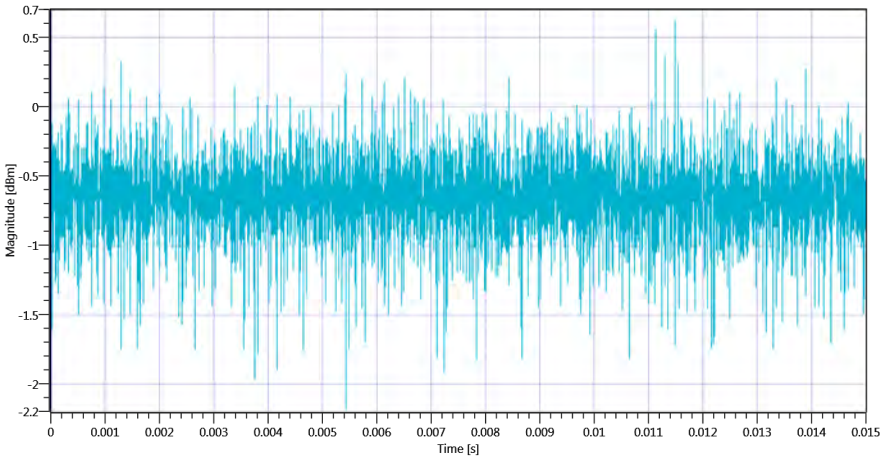

Plot_ISED Max Output Power and PSD ~ WLAN5Gx n-HT20 mode U-NII-2A 5320 MHz - Duty Cycle_28112019_141707.png

RESULT: TC_VM_FCC15407_Max_Output_Power_and_PSD_V01					
Test Description	Lower Limit	Upper Limit	Measured	Unit	Verdict
Bandwidth 99%	---	---	17.702	MHz	Information
T1 99%	---	---	5311.1688	MHz	Information
T2 99%	---	---	5328.8711	MHz	Information

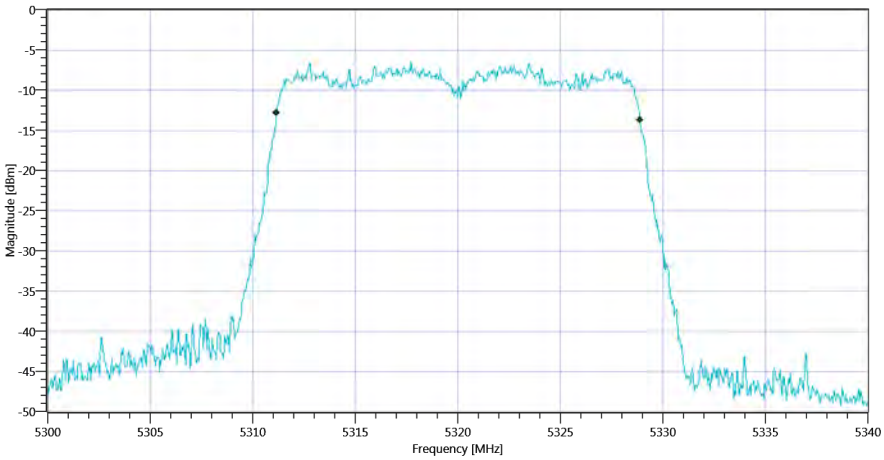

Plot_ISED Max Output Power and PSD ~ WLAN5Gx n-HT20 mode U-NII-2A BW_28112019_141714.png

READ SA SETTINGS:	
RefLevel [dBm] | RefLevelOffset [dB] | InpAtt [dB]	10.03 | 14.09 | 10
Start [MHz] | Stop [MHz]	5300.000 | 5340.000
RBW [MHz] | VBW [MHz]	1.000000 | 3.000000
Detector | TraceMode	RMS | MAXH
Sweep: Time [ms] | Count | Points per Section | Type	8000 | 1 | 160 | SWE

RESULT: TC_VM_FCC15407_Max_Output_Power_and_PSD_V01					
Test Description	Lower Limit	Upper Limit	Measured	Unit	Verdict
Max Output Power	---	---	1.77	dBm	Information
Duty Cycle Correction	---	---	0	dB	Information
Limit absolute					
Max Output Power DC corrected	---	24	1.77	dBm	PASS
Limit by: 11 dBm + 10 log Bandwidth					
Max Output Power DC corrected	---	23.48	1.77	dBm	PASS

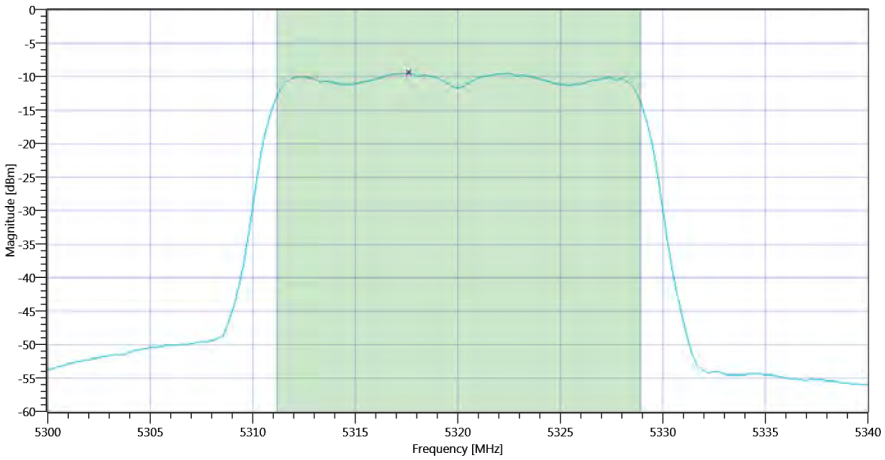

Plot_ISED Max Output Power and PSD ~ WLAN5Gx n-HT20 mode U-NII-2A Max OP and PSD_28112019_141728.png

RESULT: TC_VM_FCC15407_Max_Output_Power_and_PSD_V01					
Test Description	Lower Limit	Upper Limit	Measured	Unit	Verdict
Power Spectral Density	---	---	-9.5	dBm/1MHz	Information
Duty Cycle Correction	---	---	0	dB	Information
Power Spectral Density DC corrected	---	11	-9.5	dBm/1MHz	PASS

TEST FINISHED		
General Verdict	28.11.2019 14:17:29 / RT: 35 s	PASS

19. ISED Max Output Power and PSD ~ WLAN5Gx n-HT20 mode U-NII-2C

Test References	
TC Start	28.11.2019 14:18:52
System Version	1.0.0.24
Test Specification	ISED
Test Method	
Class / TC Version / TC ID	TC_VM_FCC15407_Max_Output_Power_and_PSD_V01 Version: 0.0.1 | TCID_FCC15407_3
My Description	ISED Max Output Power & PSD - WLAN5Gx n-HT20 mode U-NII-2C
Add. Information	

Test Parameter	
Technology to test	WLAN5Gx n-HT20 mode U-NII-2C
Antenna Port used	1
Temperature	mid
Voltage	mid
Frequency low to test	True | Freq [MHz] 5500
Frequency mid to test	False | Freq [MHz] 5600
Frequency high to test	False | Freq [MHz] 5700
Switched Path	IUT - SignalingUnit - SpectrumAnalyzer
Devices in use	SA: Rohde&Schwarz,FSV-40,1307.9002K40/101042,3.60

Test at TX 5500 MHz

RESULT: Duty Cycle evaluation					
Test Description	Lower Limit	Upper Limit	Measured	Unit	Verdict
No enough Bursts detected, Duty Cycle Burst Ratio set to 1					
Duty Cycle (Burst Ratio) max	---	---	1	---	Information
Duty Cycle max	---	---	0	dB	Information
Duty Cycle (Burst Ratio) min	---	---	1	---	Information
Duty Cycle min	---	---	0	dB	Information

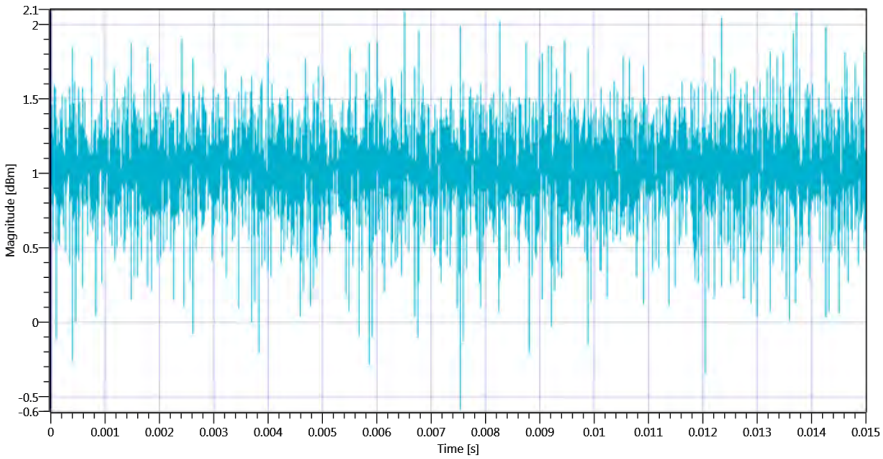

Plot_ISED Max Output Power and PSD ~ WLAN5Gx n-HT20 mode U-NII-2C 5500 MHz - Duty Cycle_28112019_141906.png

RESULT: TC_VM_FCC15407_Max_Output_Power_and_PSD_V01					
Test Description	Lower Limit	Upper Limit	Measured	Unit	Verdict
Bandwidth 99%	---	---	17.702	MHz	Information
T1 99%	---	---	5491.1688	MHz	Information
T2 99%	---	---	5508.8711	MHz	Information

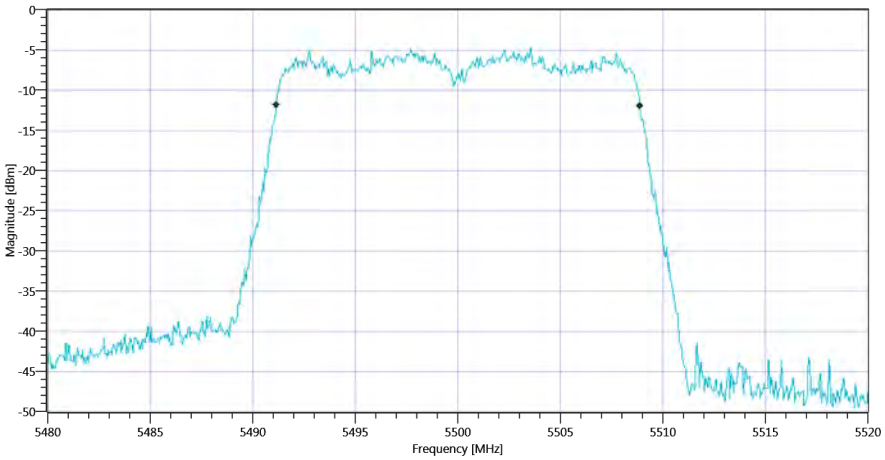

Plot_ISED Max Output Power and PSD ~ WLAN5Gx n-HT20 mode U-NII-2C BW_28112019_141913.png

READ SA SETTINGS:	
RefLevel [dBm] | RefLevelOffset [dB] | InpAtt [dB]	11.54 | 14.07 | 15
Start [MHz] | Stop [MHz]	5480.000 | 5520.000
RBW [MHz] | VBW [MHz]	1.000000 | 3.000000
Detector | TraceMode	RMS | MAXH
Sweep: Time [ms] | Count | Points per Section | Type	8000 | 1 | 160 | SWE

RESULT: TC_VM_FCC15407_Max_Output_Power_and_PSD_V01					
Test Description	Lower Limit	Upper Limit	Measured	Unit	Verdict
Max Output Power	---	---	3.49	dBm	Information
Duty Cycle Correction	---	---	0	dB	Information
Limit absolute					
Max Output Power DC corrected	---	24	3.49	dBm	PASS
Limit by: 11 dBm + 10 log Bandwidth					
Max Output Power DC corrected	---	23.48	3.49	dBm	PASS

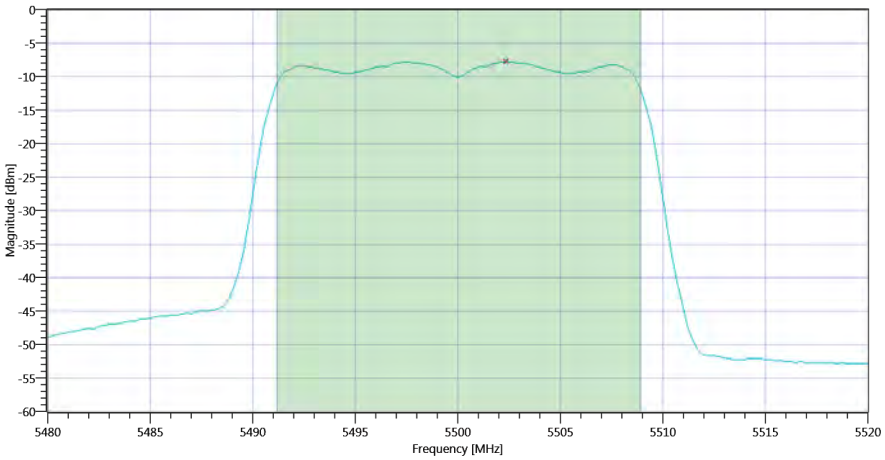

Plot_ISED Max Output Power and PSD ~ WLAN5Gx n-HT20 mode U-NII-2C Max OP and PSD_28112019_141927.png

RESULT: TC_VM_FCC15407_Max_Output_Power_and_PSD_V01					
Test Description	Lower Limit	Upper Limit	Measured	Unit	Verdict
Power Spectral Density	---	---	-7.8	dBm/1MHz	Information
Duty Cycle Correction	---	---	0	dB	Information
Power Spectral Density DC corrected	---	11	-7.8	dBm/1MHz	PASS

TEST FINISHED		
General Verdict	28.11.2019 14:19:27 / RT: 35 s	PASS

20. ISED Max Output Power and PSD ~ WLAN5Gx n-HT20 mode U-NII-2C

Test References	
TC Start	28.11.2019 14:20:57
System Version	1.0.0.24
Test Specification	ISED
Test Method	
Class / TC Version / TC ID	TC_VM_FCC15407_Max_Output_Power_and_PSD_V01 Version: 0.0.1 | TCID_FCC15407_3
My Description	ISED Max Output Power & PSD - WLAN5Gx n-HT20 mode U-NII-2C
Add. Information	

Test Parameter	
Technology to test	WLAN5Gx n-HT20 mode U-NII-2C
Antenna Port used	1
Temperature	mid
Voltage	mid
Frequency low to test	False | Freq [MHz] 5500
Frequency mid to test	True | Freq [MHz] 5600
Frequency high to test	False | Freq [MHz] 5700
Switched Path	IUT - SignalingUnit - SpectrumAnalyzer
Devices in use	SA: Rohde&Schwarz,FSV-40,1307.9002K40/101042,3.60

Test at TX 5600 MHz

RESULT: Duty Cycle evaluation					
Test Description	Lower Limit	Upper Limit	Measured	Unit	Verdict
No enough Bursts detected, Duty Cycle Burst Ratio set to 1					
Duty Cycle (Burst Ratio) max	---	---	1	---	Information
Duty Cycle max	---	---	0	dB	Information
Duty Cycle (Burst Ratio) min	---	---	1	---	Information
Duty Cycle min	---	---	0	dB	Information

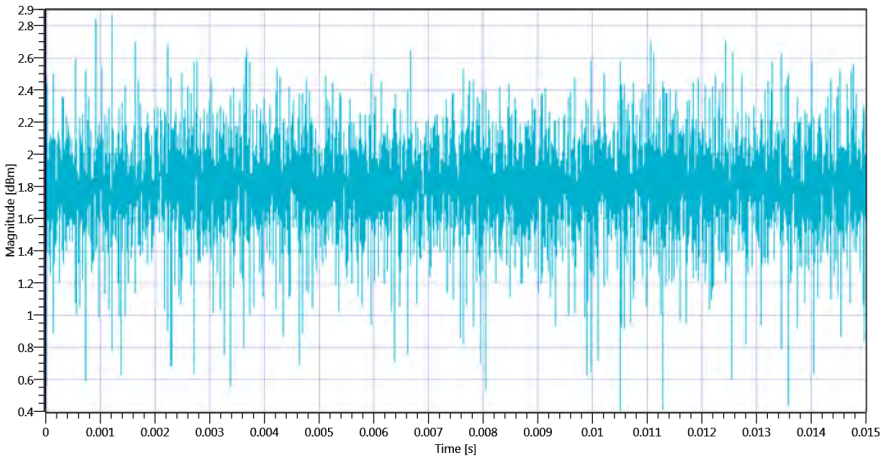

Plot_ISED Max Output Power and PSD ~ WLAN5Gx n-HT20 mode U-NII-2C 5600 MHz - Duty Cycle_28112019_142110.png

RESULT: TC_VM_FCC15407_Max_Output_Power_and_PSD_V01					
Test Description	Lower Limit	Upper Limit	Measured	Unit	Verdict
Bandwidth 99%	---	---	17.702	MHz	Information
T1 99%	---	---	5591.1688	MHz	Information
T2 99%	---	---	5608.8711	MHz	Information

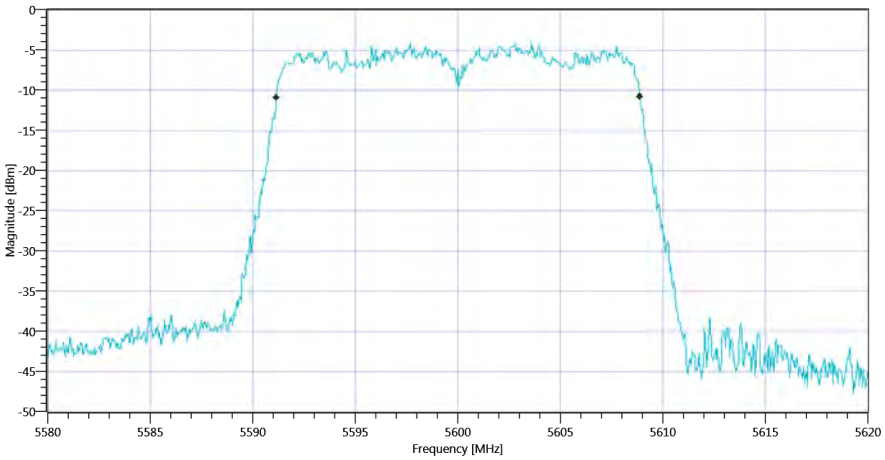

Plot_ISED Max Output Power and PSD ~ WLAN5Gx n-HT20 mode U-NII-2C BW_28112019_142118.png

READ SA SETTINGS:	
RefLevel [dBm] | RefLevelOffset [dB] | InpAtt [dB]	13.10 | 14.17 | 15
Start [MHz] | Stop [MHz]	5580.000 | 5620.000
RBW [MHz] | VBW [MHz]	1.000000 | 3.000000
Detector | TraceMode	RMS | MAXH
Sweep: Time [ms] | Count | Points per Section | Type	8000 | 1 | 160 | SWE

RESULT: TC_VM_FCC15407_Max_Output_Power_and_PSD_V01					
Test Description	Lower Limit	Upper Limit	Measured	Unit	Verdict
Max Output Power	---	---	4.24	dBm	Information
Duty Cycle Correction	---	---	0	dB	Information
Limit absolute					
Max Output Power DC corrected	---	24	4.24	dBm	PASS
Limit by: 11 dBm + 10 log Bandwidth					
Max Output Power DC corrected	---	23.48	4.24	dBm	PASS

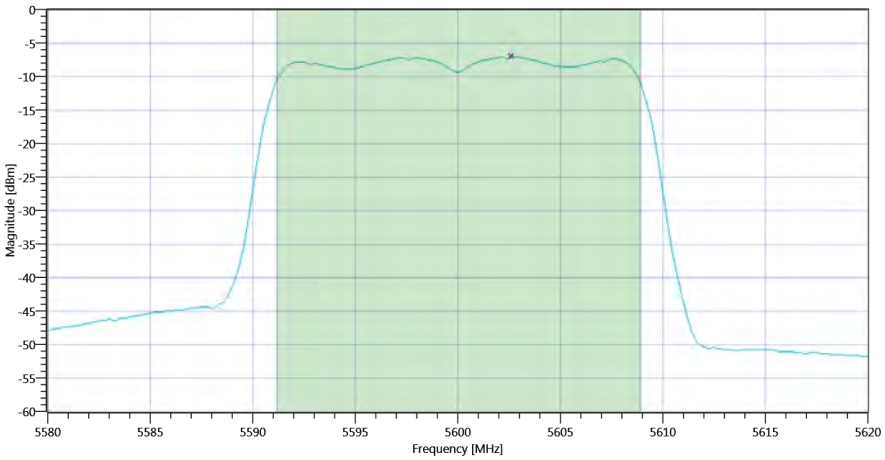

Plot_ISED Max Output Power and PSD ~ WLAN5Gx n-HT20 mode U-NII-2C Max OP and PSD_28112019_142130.png

RESULT: TC_VM_FCC15407_Max_Output_Power_and_PSD_V01					
Test Description	Lower Limit	Upper Limit	Measured	Unit	Verdict
Power Spectral Density	---	---	-7	dBm/1MHz	Information
Duty Cycle Correction	---	---	0	dB	Information
Power Spectral Density DC corrected	---	11	-7	dBm/1MHz	PASS

TEST FINISHED		
General Verdict	28.11.2019 14:21:31 / RT: 34 s	PASS

21. ISED Max Output Power and PSD ~ WLAN5Gx n-HT20 mode U-NII-2C

Test References	
TC Start	28.11.2019 14:22:56
System Version	1.0.0.24
Test Specification	ISED
Test Method	
Class / TC Version / TC ID	TC_VM_FCC15407_Max_Output_Power_and_PSD_V01 Version: 0.0.1 | TCID_FCC15407_3
My Description	ISED Max Output Power & PSD - WLAN5Gx n-HT20 mode U-NII-2C
Add. Information	

Test Parameter	
Technology to test	WLAN5Gx n-HT20 mode U-NII-2C
Antenna Port used	1
Temperature	mid
Voltage	mid
Frequency low to test	False | Freq [MHz] 5500
Frequency mid to test	False | Freq [MHz] 5600
Frequency high to test	True | Freq [MHz] 5700
Switched Path	IUT - SignalingUnit - SpectrumAnalyzer
Devices in use	SA: Rohde&Schwarz,FSV-40,1307.9002K40/101042,3.60

Test at TX 5700 MHz

RESULT: Duty Cycle evaluation					
Test Description	Lower Limit	Upper Limit	Measured	Unit	Verdict
No enough Bursts detected, Duty Cycle Burst Ratio set to 1					
Duty Cycle (Burst Ratio) max	---	---	1	---	Information
Duty Cycle max	---	---	0	dB	Information
Duty Cycle (Burst Ratio) min	---	---	1	---	Information
Duty Cycle min	---	---	0	dB	Information

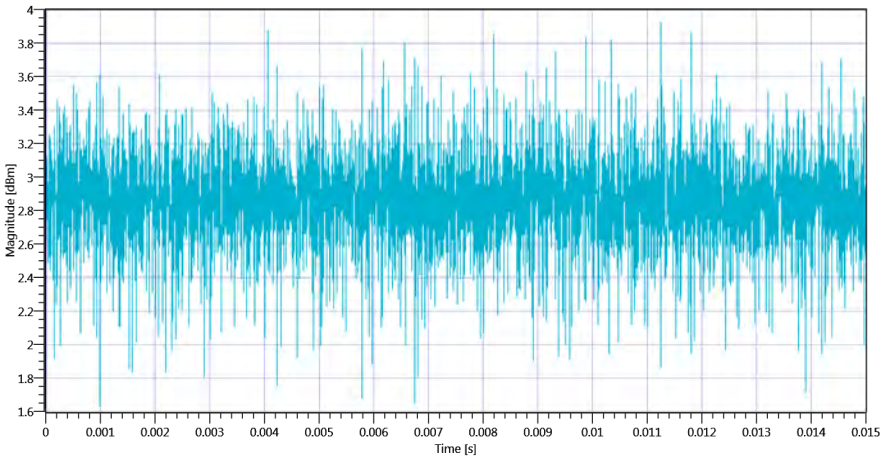

Plot_ISED Max Output Power and PSD ~ WLAN5Gx n-HT20 mode U-NII-2C 5700 MHz - Duty Cycle_28112019_142309.png

RESULT: TC_VM_FCC15407_Max_Output_Power_and_PSD_V01					
Test Description	Lower Limit	Upper Limit	Measured	Unit	Verdict
Bandwidth 99%	---	---	17.702	MHz	Information
T1 99%	---	---	5691.1688	MHz	Information
T2 99%	---	---	5708.8711	MHz	Information

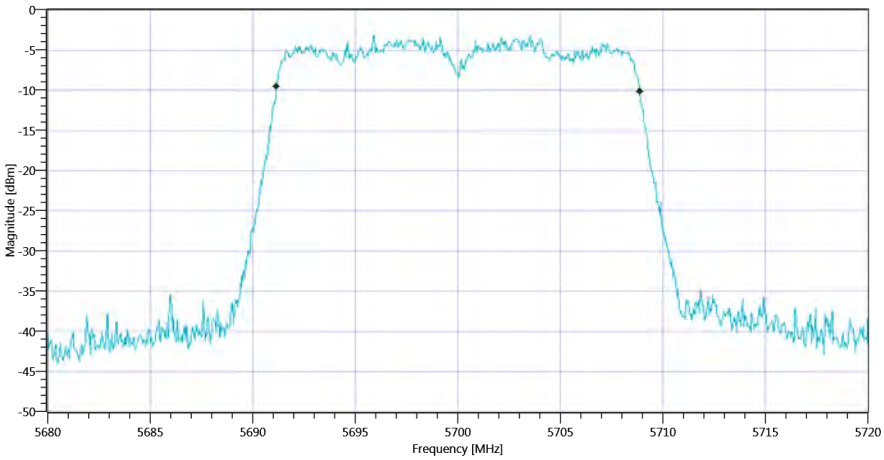

Plot_ISED Max Output Power and PSD ~ WLAN5Gx n-HT20 mode U-NII-2C BW_28112019_142317.png

READ SA SETTINGS:	
RefLevel [dBm] | RefLevelOffset [dB] | InpAtt [dB]	14.80 | 14.41 | 15
Start [MHz] | Stop [MHz]	5680.000 | 5720.000
RBW [MHz] | VBW [MHz]	1.000000 | 3.000000
Detector | TraceMode	RMS | MAXH
Sweep: Time [ms] | Count | Points per Section | Type	8000 | 1 | 160 | SWE

RESULT: TC_VM_FCC15407_Max_Output_Power_and_PSD_V01					
Test Description	Lower Limit	Upper Limit	Measured	Unit	Verdict
Max Output Power	---	---	5.2	dBm	Information
Duty Cycle Correction	---	---	0	dB	Information
Limit absolute					
Max Output Power DC corrected	---	24	5.2	dBm	PASS
Limit by: 11 dBm + 10 log Bandwidth					
Max Output Power DC corrected	---	23.48	5.2	dBm	PASS

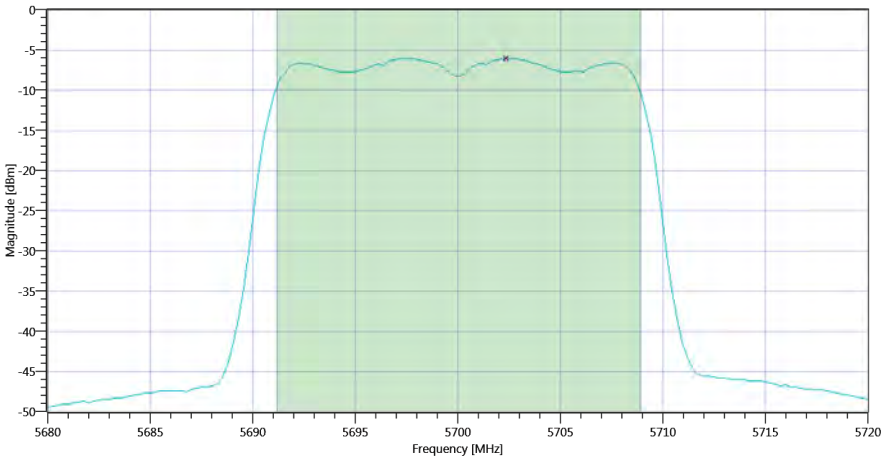

Plot_ISED Max Output Power and PSD ~ WLAN5Gx n-HT20 mode U-NII-2C Max OP and PSD_28112019_142330.png

RESULT: TC_VM_FCC15407_Max_Output_Power_and_PSD_V01					
Test Description	Lower Limit	Upper Limit	Measured	Unit	Verdict
Power Spectral Density	---	---	-6.07	dBm/1MHz	Information
Duty Cycle Correction	---	---	0	dB	Information
Power Spectral Density DC corrected	---	11	-6.07	dBm/1MHz	PASS

TEST FINISHED		
General Verdict	28.11.2019 14:23:31 / RT: 35 s	PASS

22. ISED Max Output Power and PSD ~ WLAN5Gx n-HT20 mode U-NII-3

Test References	
TC Start	28.11.2019 14:25:07
System Version	1.0.0.24
Test Specification	ISED
Test Method	
Class / TC Version / TC ID	TC_VM_FCC15407_Max_Output_Power_and_PSD_V01 Version: 0.0.1 | TCID_FCC15407_3
My Description	ISED Max Output Power & PSD - WLAN5Gx n-HT20 mode U-NII-3
Add. Information	

Test Parameter	
Technology to test	WLAN5Gx n-HT20 mode U-NII-3
Antenna Port used	1
Temperature	mid
Voltage	mid
Frequency low to test	True | Freq [MHz] 5745
Frequency mid to test	False | Freq [MHz] 5785
Frequency high to test	False | Freq [MHz] 5825
Switched Path	IUT - SignalingUnit - SpectrumAnalyzer
Devices in use	SA: Rohde&Schwarz,FSV-40,1307.9002K40/101042,3.60

Test at TX 5745 MHz

RESULT: Duty Cycle evaluation					
Test Description	Lower Limit	Upper Limit	Measured	Unit	Verdict
No enough Bursts detected, Duty Cycle Burst Ratio set to 1					
Duty Cycle (Burst Ratio) max	---	---	1	---	Information
Duty Cycle max	---	---	0	dB	Information
Duty Cycle (Burst Ratio) min	---	---	1	---	Information
Duty Cycle min	---	---	0	dB	Information

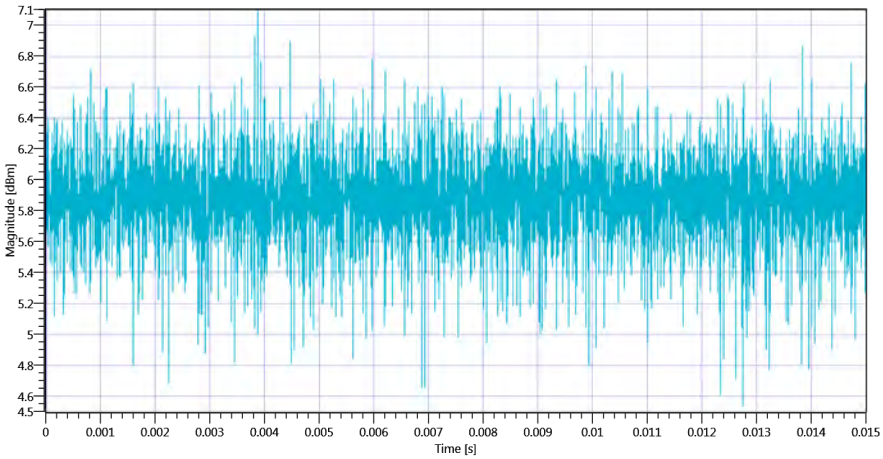

Plot_ISED Max Output Power and PSD ~ WLAN5Gx n-HT20 mode U-NII-3 5745 MHz - Duty Cycle_28112019_142520.png

RESULT: TC_VM_FCC15407_Max_Output_Power_and_PSD_V01					
Test Description	Lower Limit	Upper Limit	Measured	Unit	Verdict
Bandwidth 99%	---	---	17.702	MHz	Information
T1 99%	---	---	5736.1688	MHz	Information
T2 99%	---	---	5753.8711	MHz	Information

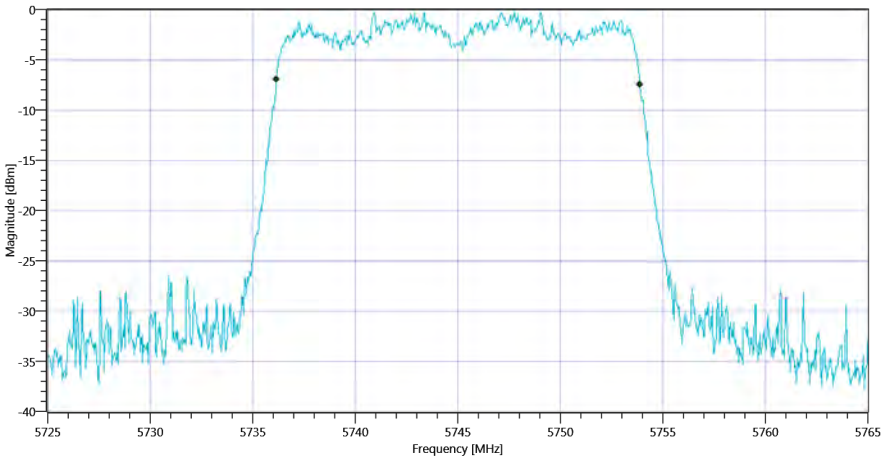

Plot_ISED Max Output Power and PSD ~ WLAN5Gx n-HT20 mode U-NII-3 BW_28112019_142528.png

READ SA SETTINGS:	
RefLevel [dBm] | RefLevelOffset [dB] | InpAtt [dB]	16.55 | 14.24 | 20
Start [MHz] | Stop [MHz]	5725.000 | 5765.000
RBW [MHz] | VBW [MHz]	1.000000 | 3.000000
Detector | TraceMode	RMS | MAXH
Sweep: Time [ms] | Count | Points per Section | Type	8000 | 1 | 160 | SWE

RESULT: TC_VM_FCC15407_Max_Output_Power_and_PSD_V01					
Test Description	Lower Limit	Upper Limit	Measured	Unit	Verdict
Max Output Power	---	---	8.18	dBm	Information
Duty Cycle Correction	---	---	0	dB	Information
Limit absolute					
Max Output Power DC corrected	---	30	8.18	dBm	PASS
Limit by: 11 dBm + 10 log Bandwidth					
Max Output Power DC corrected	---	23.48	8.18	dBm	not applicable

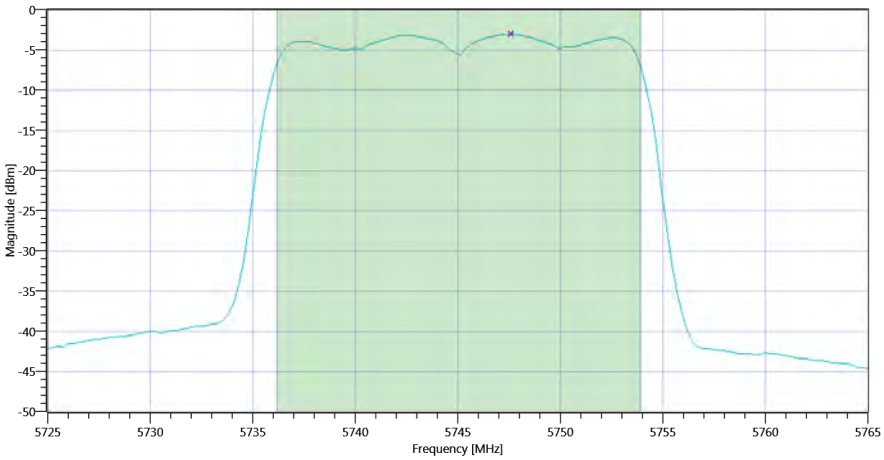

Plot_ISED Max Output Power and PSD ~ WLAN5Gx n-HT20 mode U-NII-3 Max OP and PSD_28112019_142541.png

READ SA SETTINGS:	
RefLevel [dBm] | RefLevelOffset [dB] | InpAtt [dB]	16.55 | 14.24 | 20
Start [MHz] | Stop [MHz]	5725.000 | 5765.000
RBW [MHz] | VBW [MHz]	0.500000 | 3.000000
Detector | TraceMode	RMS | MAXH
Sweep: Time [ms] | Count | Points per Section | Type	8000 | 1 | 160 | SWE

RESULT: TC_VM_FCC15407_Max_Output_Power_and_PSD_V01					
Test Description	Lower Limit	Upper Limit	Measured	Unit	Verdict
Power Spectral Density	---	---	-6.01	dBm/0.5MHz	Information
Duty Cycle Correction	---	---	0	dB	Information
Power Spectral Density DC corrected	---	30	-6.01	dBm/0.5MHz	PASS

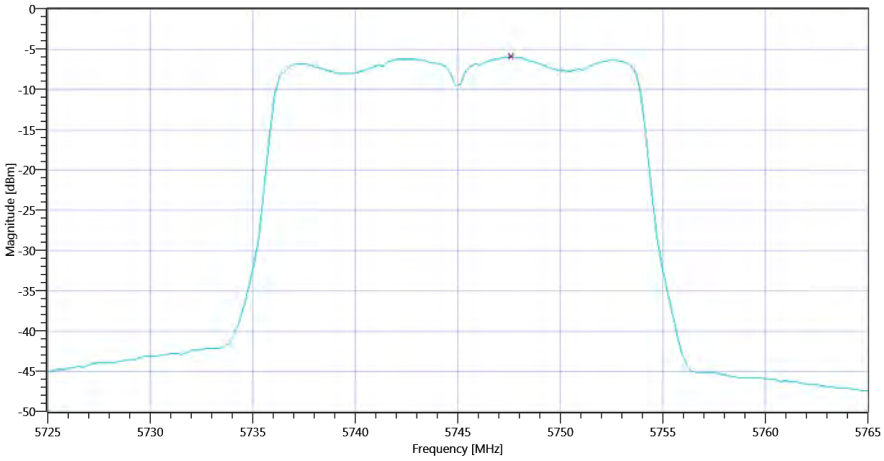

Plot_ISED Max Output Power and PSD ~ WLAN5Gx n-HT20 mode U-NII-3 PSD UNII-3_28112019_142554.png

TEST FINISHED		
General Verdict	28.11.2019 14:25:54 / RT: 47 s	PASS

23. ISED Max Output Power and PSD ~ WLAN5Gx n-HT20 mode U-NII-3

Test References	
TC Start	28.11.2019 14:27:35
System Version	1.0.0.24
Test Specification	ISED
Test Method	
Class / TC Version / TC ID	TC_VM_FCC15407_Max_Output_Power_and_PSD_V01 Version: 0.0.1 | TCID_FCC15407_3
My Description	ISED Max Output Power & PSD - WLAN5Gx n-HT20 mode U-NII-3
Add. Information	

Test Parameter	
Technology to test	WLAN5Gx n-HT20 mode U-NII-3
Antenna Port used	1
Temperature	mid
Voltage	mid
Frequency low to test	False | Freq [MHz] 5745
Frequency mid to test	True | Freq [MHz] 5785
Frequency high to test	False | Freq [MHz] 5825
Switched Path	IUT - SignalingUnit - SpectrumAnalyzer
Devices in use	SA: Rohde&Schwarz,FSV-40,1307.9002K40/101042,3.60

Test at TX 5785 MHz

RESULT: Duty Cycle evaluation					
Test Description	Lower Limit	Upper Limit	Measured	Unit	Verdict
No enough Bursts detected, Duty Cycle Burst Ratio set to 1					
Duty Cycle (Burst Ratio) max	---	---	1	---	Information
Duty Cycle max	---	---	0	dB	Information
Duty Cycle (Burst Ratio) min	---	---	1	---	Information
Duty Cycle min	---	---	0	dB	Information

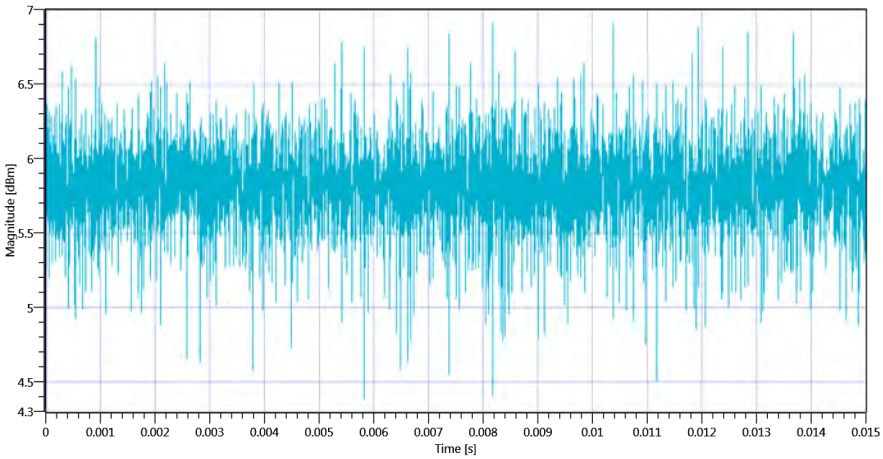

Plot_ISED Max Output Power and PSD ~ WLAN5Gx n-HT20 mode U-NII-3 5785 MHz - Duty Cycle_28112019_142749.png

RESULT: TC_VM_FCC15407_Max_Output_Power_and_PSD_V01					
Test Description	Lower Limit	Upper Limit	Measured	Unit	Verdict
Bandwidth 99%	---	---	17.742	MHz	Information
T1 99%	---	---	5776.1289	MHz	Information
T2 99%	---	---	5793.8711	MHz	Information

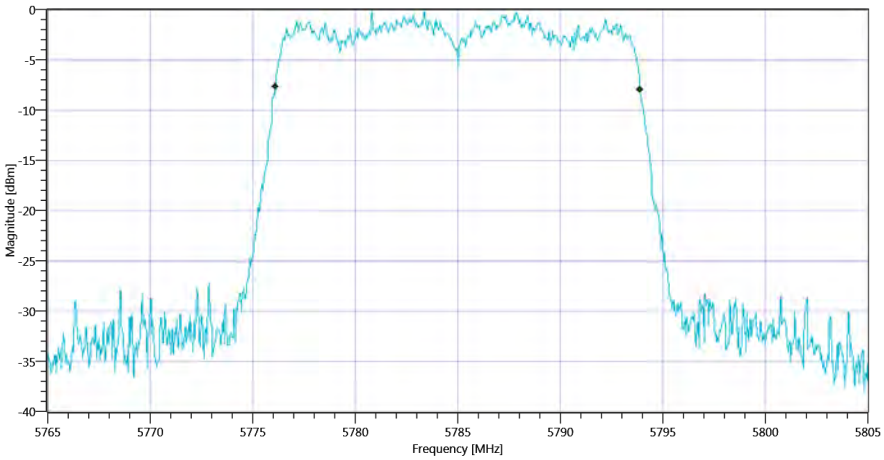

Plot_ISED Max Output Power and PSD ~ WLAN5Gx n-HT20 mode U-NII-3 BW_28112019_142756.png

READ SA SETTINGS:	
RefLevel [dBm] | RefLevelOffset [dB] | InpAtt [dB]	16.42 | 14.27 | 20
Start [MHz] | Stop [MHz]	5765.000 | 5805.000
RBW [MHz] | VBW [MHz]	1.000000 | 3.000000
Detector | TraceMode	RMS | MAXH
Sweep: Time [ms] | Count | Points per Section | Type	8000 | 1 | 160 | SWE

RESULT: TC_VM_FCC15407_Max_Output_Power_and_PSD_V01					
Test Description	Lower Limit	Upper Limit	Measured	Unit	Verdict
Max Output Power	---	---	8.12	dBm	Information
Duty Cycle Correction	---	---	0	dB	Information
Limit absolute					
Max Output Power DC corrected	---	30	8.12	dBm	PASS
Limit by: 11 dBm + 10 log Bandwidth					
Max Output Power DC corrected	---	23.49	8.12	dBm	not applicable

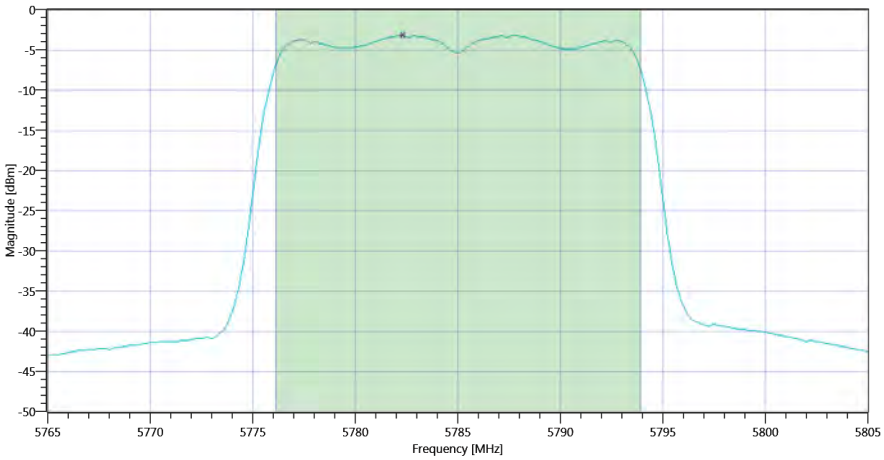

Plot_ISED Max Output Power and PSD ~ WLAN5Gx n-HT20 mode U-NII-3 Max OP and PSD_28112019_142810.png

READ SA SETTINGS:	
RefLevel [dBm] | RefLevelOffset [dB] | InpAtt [dB]	16.42 | 14.27 | 20
Start [MHz] | Stop [MHz]	5765.000 | 5805.000
RBW [MHz] | VBW [MHz]	0.500000 | 3.000000
Detector | TraceMode	RMS | MAXH
Sweep: Time [ms] | Count | Points per Section | Type	8000 | 1 | 160 | SWE

RESULT: TC_VM_FCC15407_Max_Output_Power_and_PSD_V01					
Test Description	Lower Limit	Upper Limit	Measured	Unit	Verdict
Power Spectral Density	---	---	-6.13	dBm/0.5MHz	Information
Duty Cycle Correction	---	---	0	dB	Information
Power Spectral Density DC corrected	---	30	-6.13	dBm/0.5MHz	PASS

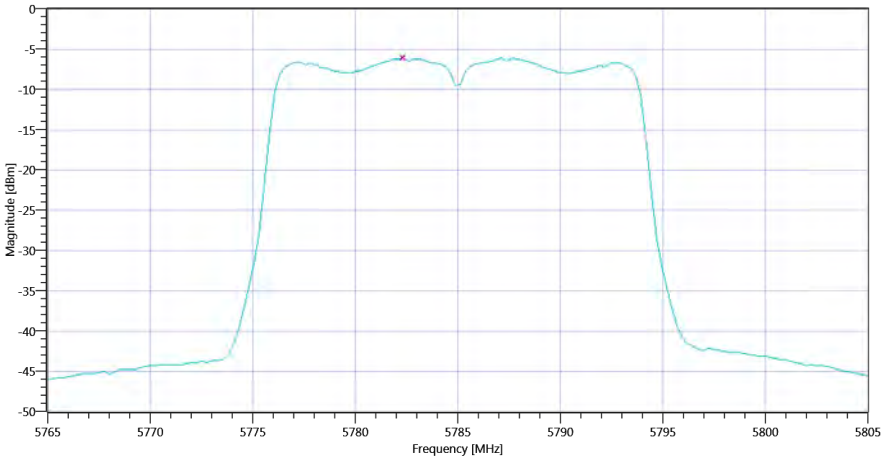

Plot_ISED Max Output Power and PSD ~ WLAN5Gx n-HT20 mode U-NII-3 PSD UNII-3_28112019_142822.png

TEST FINISHED		
General Verdict	28.11.2019 14:28:23 / RT: 47 s	PASS

24. ISED Max Output Power and PSD ~ WLAN5Gx n-HT20 mode U-NII-3

Test References	
TC Start	28.11.2019 14:30:09
System Version	1.0.0.24
Test Specification	ISED
Test Method	
Class / TC Version / TC ID	TC_VM_FCC15407_Max_Output_Power_and_PSD_V01 Version: 0.0.1 | TCID_FCC15407_3
My Description	ISED Max Output Power & PSD - WLAN5Gx n-HT20 mode U-NII-3
Add. Information	

Test Parameter	
Technology to test	WLAN5Gx n-HT20 mode U-NII-3
Antenna Port used	1
Temperature	mid
Voltage	mid
Frequency low to test	False | Freq [MHz] 5745
Frequency mid to test	False | Freq [MHz] 5785
Frequency high to test	True | Freq [MHz] 5825
Switched Path	IUT - SignalingUnit - SpectrumAnalyzer
Devices in use	SA: Rohde&Schwarz,FSV-40,1307.9002K40/101042,3.60

Test at TX 5825 MHz

RESULT: Duty Cycle evaluation					
Test Description	Lower Limit	Upper Limit	Measured	Unit	Verdict
No enough Bursts detected, Duty Cycle Burst Ratio set to 1					
Duty Cycle (Burst Ratio) max	---	---	1	---	Information
Duty Cycle max	---	---	0	dB	Information
Duty Cycle (Burst Ratio) min	---	---	1	---	Information
Duty Cycle min	---	---	0	dB	Information

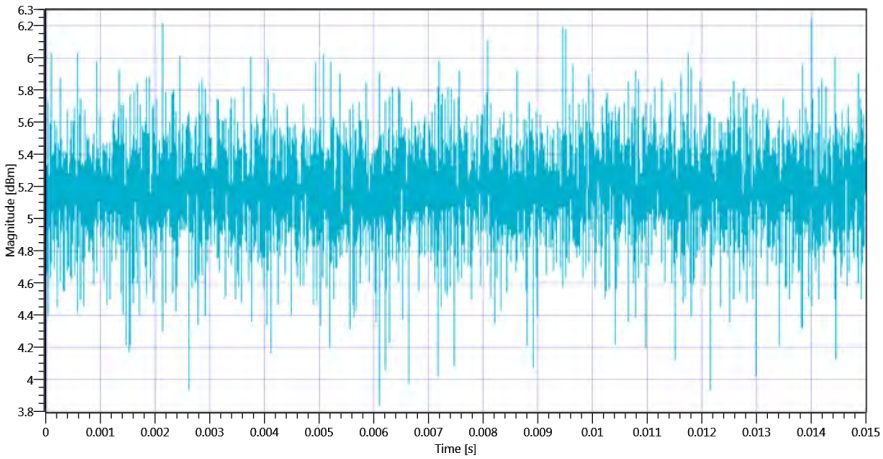

Plot_ISED Max Output Power and PSD ~ WLAN5Gx n-HT20 mode U-NII-3 5825 MHz - Duty Cycle_28112019_143023.png

RESULT: TC_VM_FCC15407_Max_Output_Power_and_PSD_V01					
Test Description	Lower Limit	Upper Limit	Measured	Unit	Verdict
Bandwidth 99%	---	---	17.742	MHz	Information
T1 99%	---	---	5816.1289	MHz	Information
T2 99%	---	---	5833.8711	MHz	Information

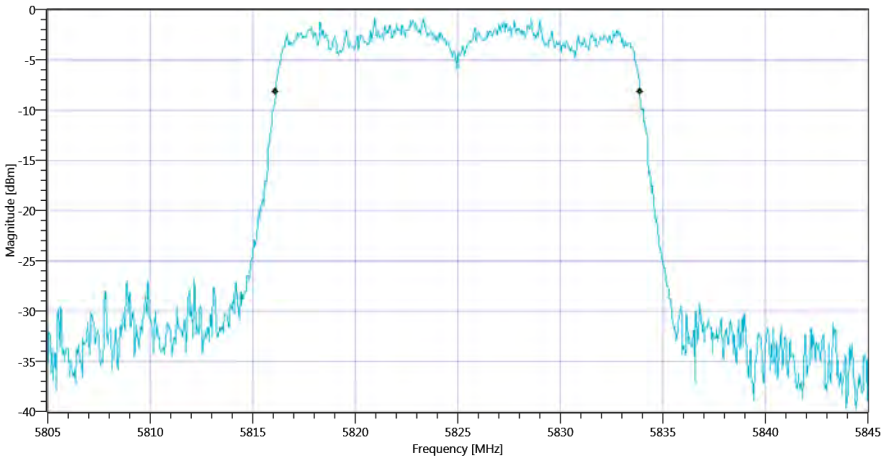

Plot_ISED Max Output Power and PSD ~ WLAN5Gx n-HT20 mode U-NII-3 BW_28112019_143030.png

READ SA SETTINGS:	
RefLevel [dBm] | RefLevelOffset [dB] | InpAtt [dB]	16.74 | 14.33 | 20
Start [MHz] | Stop [MHz]	5805.000 | 5845.000
RBW [MHz] | VBW [MHz]	1.000000 | 3.000000
Detector | TraceMode	RMS | MAXH
Sweep: Time [ms] | Count | Points per Section | Type	8000 | 1 | 160 | SWE

RESULT: TC_VM_FCC15407_Max_Output_Power_and_PSD_V01					
Test Description	Lower Limit	Upper Limit	Measured	Unit	Verdict
Max Output Power	---	---	7.48	dBm	Information
Duty Cycle Correction	---	---	0	dB	Information
Limit absolute					
Max Output Power DC corrected	---	30	7.48	dBm	PASS
Limit by: 11 dBm + 10 log Bandwidth					
Max Output Power DC corrected	---	23.49	7.48	dBm	not applicable

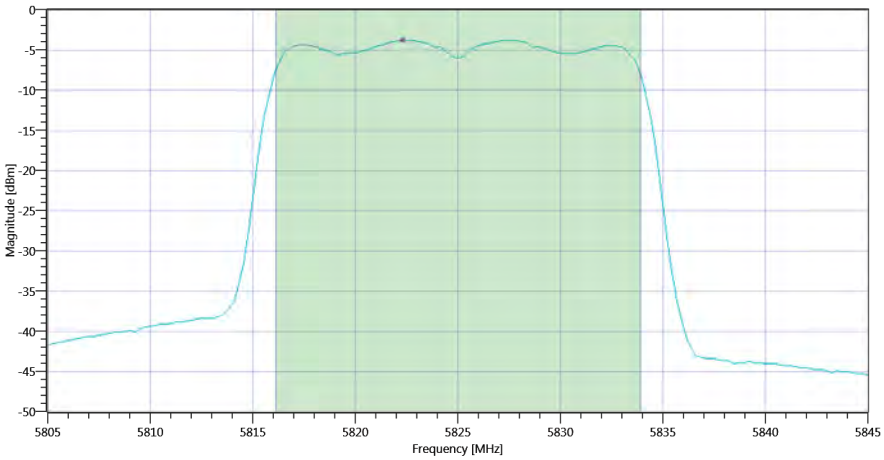

Plot_ISED Max Output Power and PSD ~ WLAN5Gx n-HT20 mode U-NII-3 Max OP and PSD_28112019_143043.png

READ SA SETTINGS:	
RefLevel [dBm] | RefLevelOffset [dB] | InpAtt [dB]	16.74 | 14.33 | 20
Start [MHz] | Stop [MHz]	5805.000 | 5845.000
RBW [MHz] | VBW [MHz]	0.500000 | 3.000000
Detector | TraceMode	RMS | MAXH
Sweep: Time [ms] | Count | Points per Section | Type	8000 | 1 | 160 | SWE

RESULT: TC_VM_FCC15407_Max_Output_Power_and_PSD_V01					
Test Description	Lower Limit	Upper Limit	Measured	Unit	Verdict
Power Spectral Density	---	---	-6.77	dBm/0.5MHz	Information
Duty Cycle Correction	---	---	0	dB	Information
Power Spectral Density DC corrected	---	30	-6.77	dBm/0.5MHz	PASS

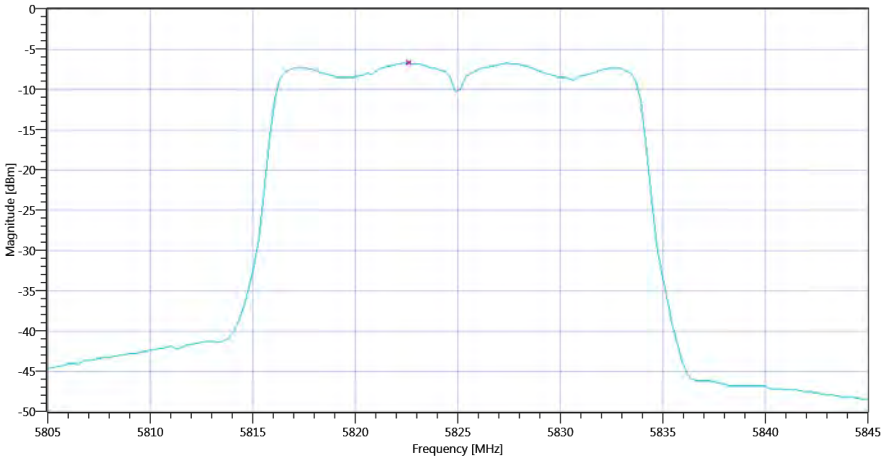

Plot_ISED Max Output Power and PSD ~ WLAN5Gx n-HT20 mode U-NII-3 PSD UNII-3_28112019_143056.png

TEST FINISHED		
General Verdict	28.11.2019 14:30:56 / RT: 46 s	PASS

25. FCC Part 15.407 & ISED Bandwidths ~ WLAN5Gx n-HT20 mode U-NII-1

Test References	
TC Start	26.11.2019 13:17:23
System Version	1.0.0.24
Test Specification	FCC Part 15.407 & ISET RSS-GEN
Test Method	26dB Bandwidth KDB789033 D02, C.1 / ISED RSS-GEN
Class / TC Version / TC ID	TC_VM_FCC15407_Bandwidths_V01 Version: 0.0.1 | TCID_FCC15407_1
My Description	FCC 15.407 Bandwidths - WLAN5Gx n-HT20 mode U-NII-1
Add. Information	

Test Parameter	
Technology to test	WLAN5Gx n-HT20 mode U-NII-1
Antenna Port used	1
Temperature	mid
Voltage	mid
Frequency low to test	True | Freq [MHz] 5180
Frequency mid to test	False | Freq [MHz] 5200
Frequency high to test	False | Freq [MHz] 5240
Switched Path	IUT - SignalingUnit - SpectrumAnalyzer
Devices in use	SA: Rohde&Schwarz,FSV-40,1307.9002K40/101042,3.60

Test at TX 5180 MHz

READ SA SETTINGS:	
RefLevel [dBm] | RefLevelOffset [dB] | InpAtt [dB]	1.20 | 14.19 | 5
Start [MHz] | Stop [MHz]	5155.000 | 5205.000
RBW [MHz] | VBW [MHz]	0.300000 | 1.000000
Detector | TraceMode	POS | MAXH
Sweep: Time [ms] | Count | Points per Section | Type	1 | 2500 | 1001 | SWE

RESULT: TC_VM_FCC15407_Bandwidths_V01

Test Description	Lower Limit	Upper Limit	Measured	Unit	Verdict
Bandwidth 99%	---	---	17.682	MHz	Information
T1 99%	5150.000000	---	5171.1588	MHz	PASS
T2 99%	---	5250.000000	5188.8412	MHz	PASS

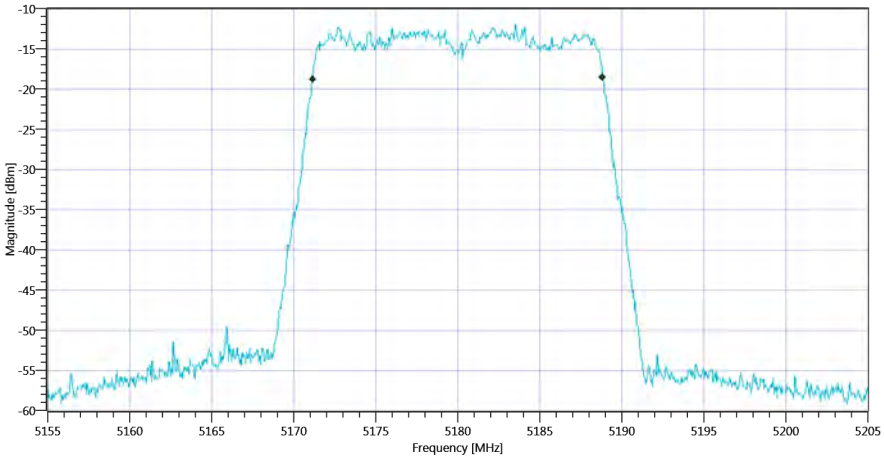

Plot_FCC Part 15.407 & ISED Bandwidths ~ WLAN5Gx n-HT20 mode U-NII-1 99PCT_26112019_131748.png

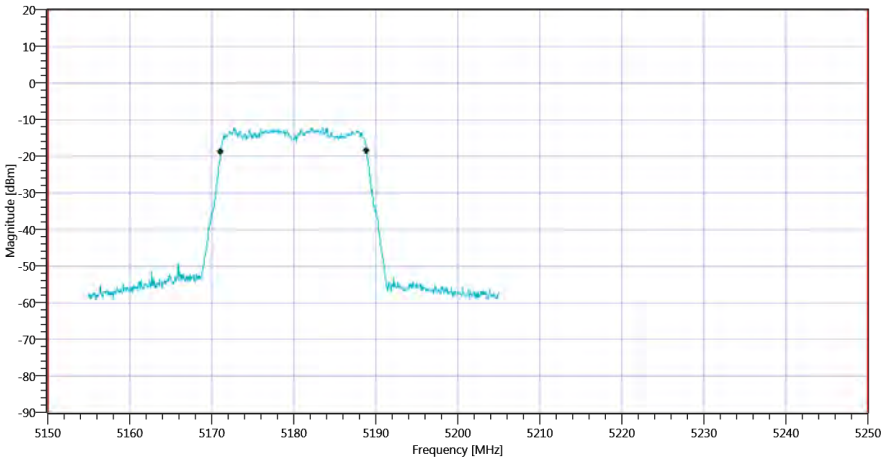

Plot_FCC Part 15.407 & ISED Bandwidths ~ WLAN5Gx n-HT20 mode U-NII-1_26112019_131750.png

RESULT: TC_VM_FCC15407_Bandwidths_V01

Test Description	Lower Limit	Upper Limit	Measured	Unit	Verdict
Bandwidth 26dB	---	---	20.35	MHz	Information
T1 26dB	5150.000000	---	5169.8500	MHz	PASS
T2 26dB	---	5250.000000	5190.2000	MHz	PASS

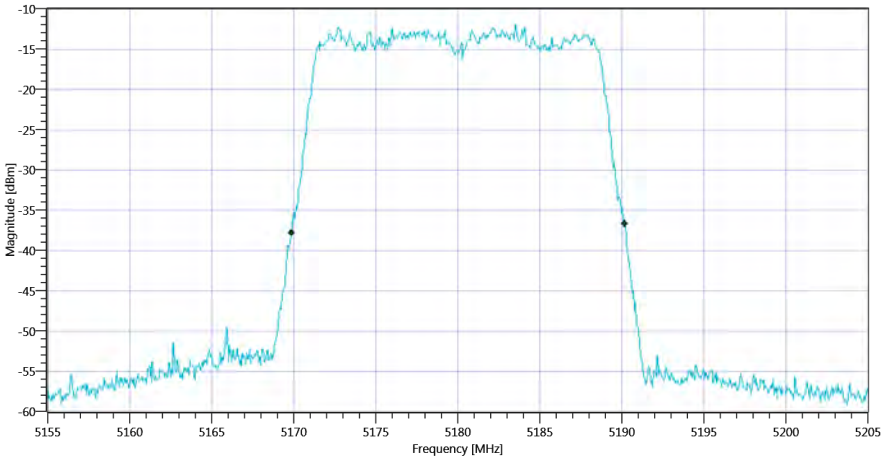

Plot_FCC Part 15.407 & ISED Bandwidths ~ WLAN5Gx n-HT20 mode U-NII-1 26dB_26112019_131754.png

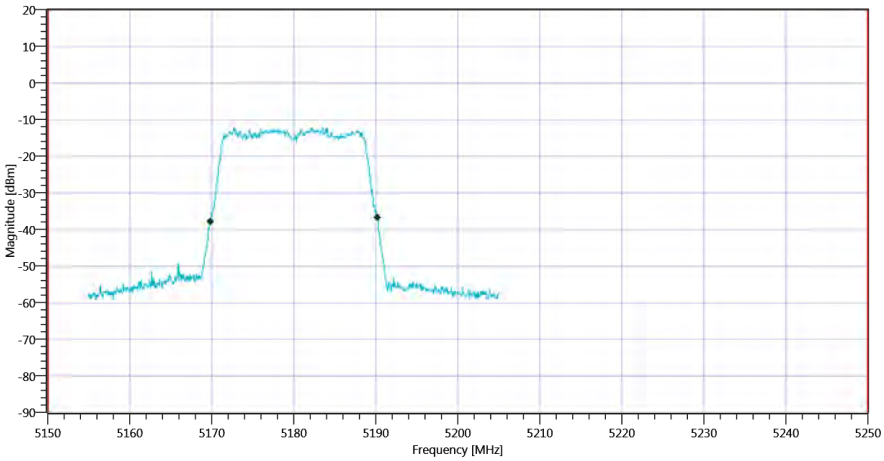

Plot_FCC Part 15.407 & ISED Bandwidths ~ WLAN5Gx n-HT20 mode U-NII-1_26112019_131757.png

TEST FINISHED		
General Verdict	26.11.2019 13:17:57 / RT: 34 s	PASS

26. FCC Part 15.407 & ISED Bandwidths ~ WLAN5Gx n-HT20 mode U-NII-1

Test References	
TC Start	26.11.2019 13:23:27
System Version	1.0.0.24
Test Specification	FCC Part 15.407 & ISET RSS-GEN
Test Method	26dB Bandwidth KDB789033 D02, C.1 / ISED RSS-GEN
Class / TC Version / TC ID	TC_VM_FCC15407_Bandwidths_V01 Version: 0.0.1 | TCID_FCC15407_1
My Description	FCC 15.407 Bandwidths - WLAN5Gx n-HT20 mode U-NII-1
Add. Information	

Test Parameter	
Technology to test	WLAN5Gx n-HT20 mode U-NII-1
Antenna Port used	1
Temperature	mid
Voltage	mid
Frequency low to test	False | Freq [MHz] 5180
Frequency mid to test	True | Freq [MHz] 5200
Frequency high to test	False | Freq [MHz] 5240
Switched Path	IUT - SignalingUnit - SpectrumAnalyzer
Devices in use	SA: Rohde&Schwarz,FSV-40,1307.9002K40/101042,3.60

Test at TX 5200 MHz

READ SA SETTINGS:	
RefLevel [dBm] | RefLevelOffset [dB] | InpAtt [dB]	1.28 | 14.37 | 5
Start [MHz] | Stop [MHz]	5175.000 | 5225.000
RBW [MHz] | VBW [MHz]	0.300000 | 1.000000
Detector | TraceMode	POS | MAXH
Sweep: Time [ms] | Count | Points per Section | Type	1 | 2500 | 1001 | SWE

RESULT: TC_VM_FCC15407_Bandwidths_V01

Test Description	Lower Limit	Upper Limit	Measured	Unit	Verdict
Bandwidth 99%	---	---	17.732	MHz	Information
T1 99%	5150.000000	---	5191.1588	MHz	PASS
T2 99%	---	5250.000000	5208.8911	MHz	PASS

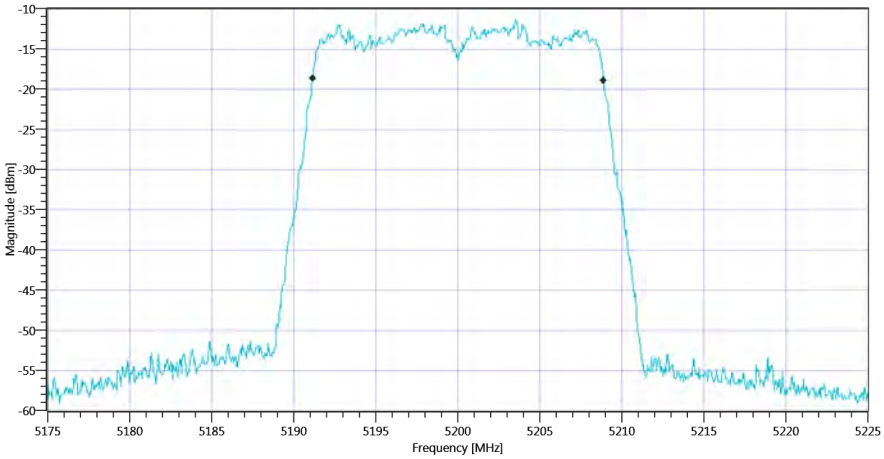

Plot_FCC Part 15.407 & ISED Bandwidths ~ WLAN5Gx n-HT20 mode U-NII-1 99PCT_26112019_132352.png

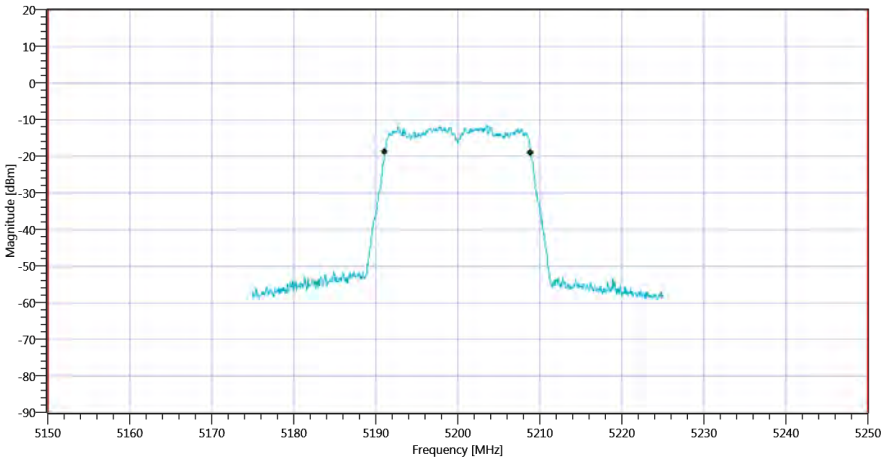

Plot_FCC Part 15.407 & ISED Bandwidths ~ WLAN5Gx n-HT20 mode U-NII-1_26112019_132355.png

RESULT: TC_VM_FCC15407_Bandwidths_V01

Test Description	Lower Limit	Upper Limit	Measured	Unit	Verdict
Bandwidth 26dB	---	---	20.35	MHz	Information
T1 26dB	5150.000000	---	5189.8000	MHz	PASS
T2 26dB	---	5250.000000	5210.1500	MHz	PASS

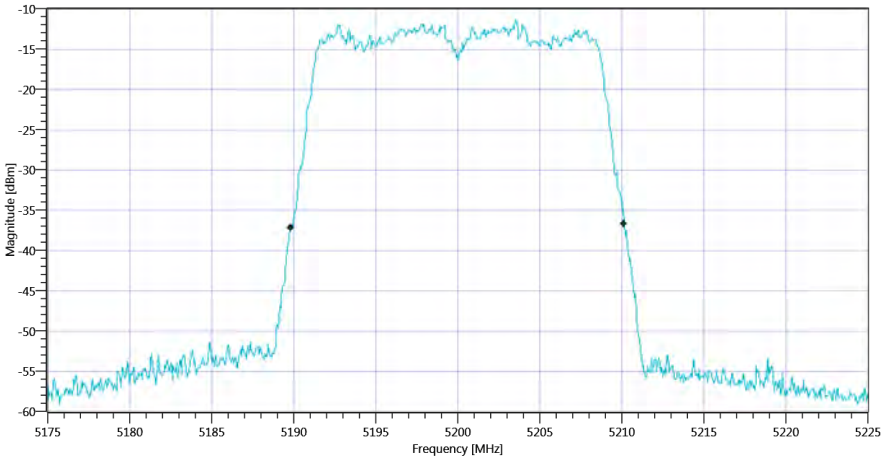

Plot_FCC Part 15.407 & ISED Bandwidths ~ WLAN5Gx n-HT20 mode U-NII-1 26dB_26112019_132358.png

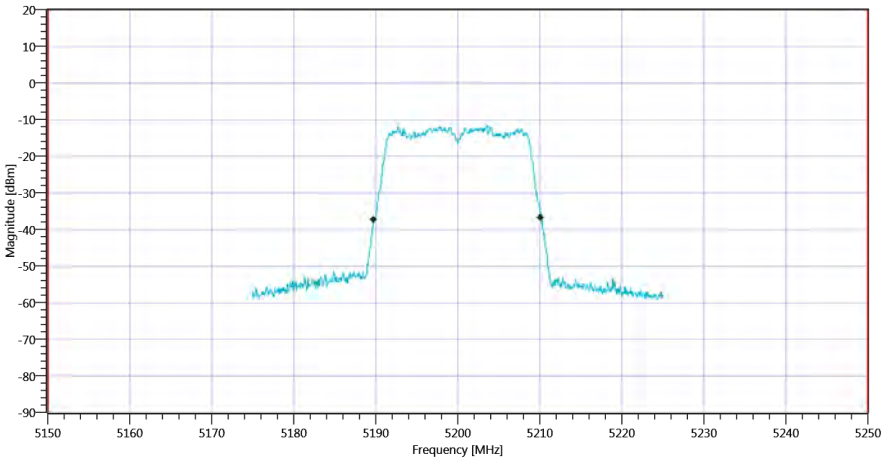

Plot_FCC Part 15.407 & ISED Bandwidths ~ WLAN5Gx n-HT20 mode U-NII-1_26112019_132401.png

TEST FINISHED		
General Verdict	26.11.2019 13:24:01 / RT: 34 s	PASS

27. FCC Part 15.407 & ISED Bandwidths ~ WLAN5Gx n-HT20 mode U-NII-1

Test References	
TC Start	26.11.2019 13:29:35
System Version	1.0.0.24
Test Specification	FCC Part 15.407 & ISET RSS-GEN
Test Method	26dB Bandwidth KDB789033 D02, C.1 / ISED RSS-GEN
Class / TC Version / TC ID	TC_VM_FCC15407_Bandwidths_V01 Version: 0.0.1 | TCID_FCC15407_1
My Description	FCC 15.407 Bandwidths - WLAN5Gx n-HT20 mode U-NII-1
Add. Information	

Test Parameter	
Technology to test	WLAN5Gx n-HT20 mode U-NII-1
Antenna Port used	1
Temperature	mid
Voltage	mid
Frequency low to test	False | Freq [MHz] 5180
Frequency mid to test	False | Freq [MHz] 5200
Frequency high to test	True | Freq [MHz] 5240
Switched Path	IUT - SignalingUnit - SpectrumAnalyzer
Devices in use	SA: Rohde&Schwarz,FSV-40,1307.9002K40/101042,3.60

Test at TX 5240 MHz

READ SA SETTINGS:	
RefLevel [dBm] | RefLevelOffset [dB] | InpAtt [dB]	2.53 | 14.57 | 5
Start [MHz] | Stop [MHz]	5215.000 | 5265.000
RBW [MHz] | VBW [MHz]	0.300000 | 1.000000
Detector | TraceMode	POS | MAXH
Sweep: Time [ms] | Count | Points per Section | Type	1 | 2500 | 1001 | SWE

RESULT: TC_VM_FCC15407_Bandwidths_V01

Test Description	Lower Limit	Upper Limit	Measured	Unit	Verdict
Bandwidth 99%	---	---	17.682	MHz	Information
T1 99%	5150.000000	---	5231.2088	MHz	PASS
T2 99%	---	5250.000000	5248.8911	MHz	PASS

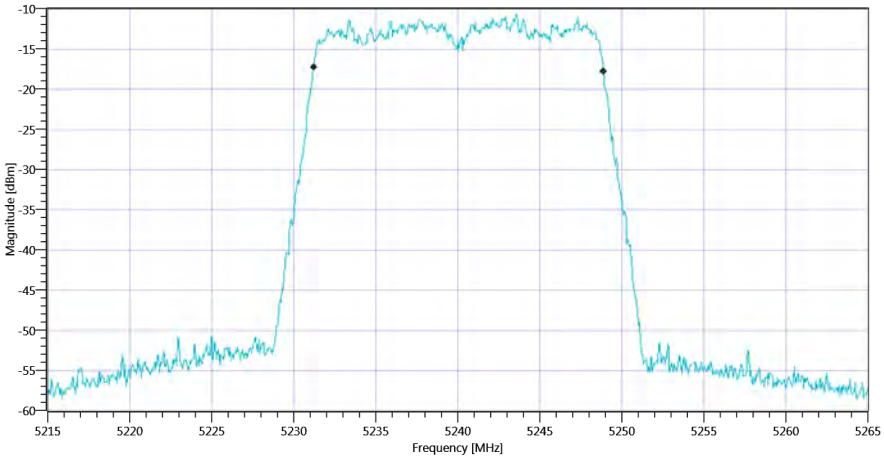

Plot_FCC Part 15.407 & ISED Bandwidths ~ WLAN5Gx n-HT20 mode U-NII-1 99PCT_26112019_132954.png

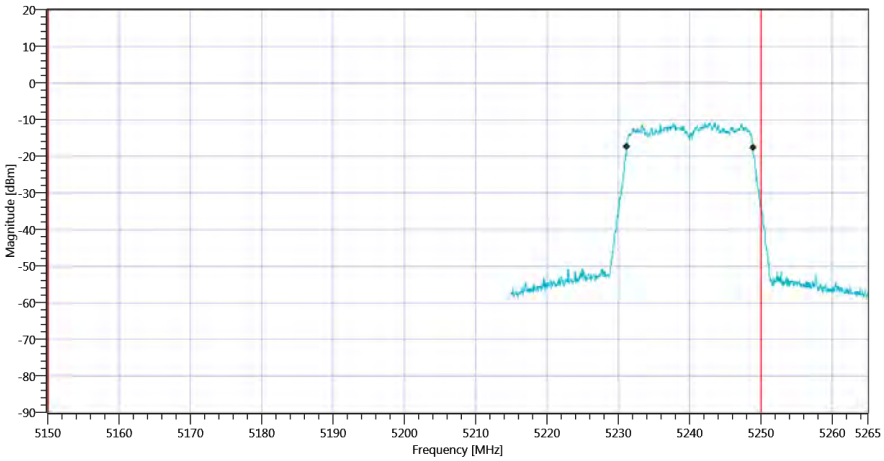

Plot_FCC Part 15.407 & ISED Bandwidths ~ WLAN5Gx n-HT20 mode U-NII-1_26112019_132957.png

RESULT: TC_VM_FCC15407_Bandwidths_V01

Test Description	Lower Limit	Upper Limit	Measured	Unit	Verdict
Bandwidth 26dB	---	---	20.4	MHz	Information
T1 26dB	5150.000000	---	5229.8500	MHz	PASS
T2 26dB	---	5250.000000	5250.2500	MHz	DFS required

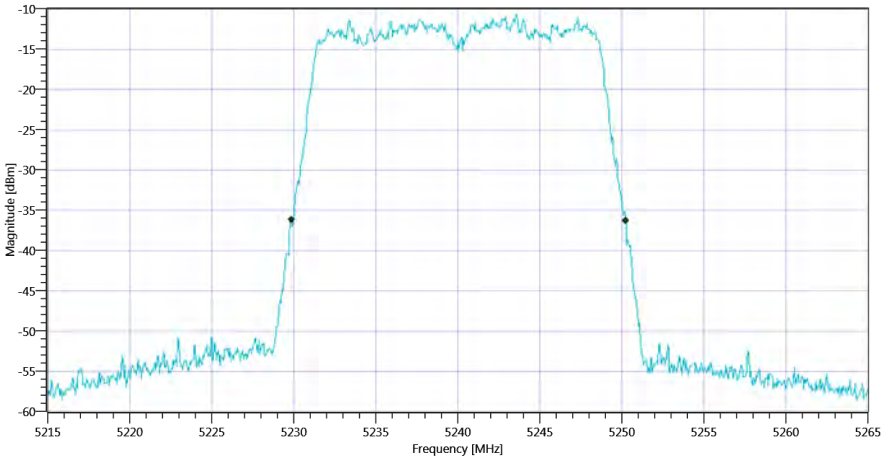

Plot_FCC Part 15.407 & ISED Bandwidths ~ WLAN5Gx n-HT20 mode U-NII-1 26dB_26112019_133000.png

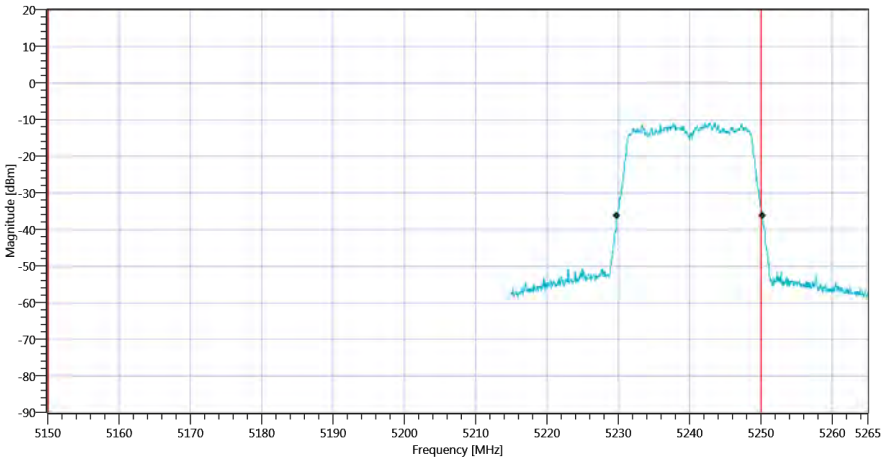

Plot_FCC Part 15.407 & ISED Bandwidths ~ WLAN5Gx n-HT20 mode U-NII-1_26112019_133003.png

TEST FINISHED		
General Verdict	26.11.2019 13:30:04 / RT: 28 s	PASS

28. FCC Part 15.407 & ISED Bandwidths ~ WLAN5Gx n-HT20 mode U-NII-2A

Test References	
TC Start	26.11.2019 13:33:24
System Version	1.0.0.24
Test Specification	FCC Part 15.407 & ISET RSS-GEN
Test Method	26dB Bandwidth KDB789033 D02, C.1 / ISED RSS-GEN
Class / TC Version / TC ID	TC_VM_FCC15407_Bandwidths_V01 Version: 0.0.1 | TCID_FCC15407_1
My Description	FCC 15.407 Bandwidths - WLAN5Gx n-HT20 mode U-NII-2A
Add. Information	

Test Parameter	
Technology to test	WLAN5Gx n-HT20 mode U-NII-2A
Antenna Port used	1
Temperature	mid
Voltage	mid
Frequency low to test	True | Freq [MHz] 5260
Frequency mid to test	False | Freq [MHz] 5280
Frequency high to test	False | Freq [MHz] 5320
Switched Path	IUT - SignalingUnit - SpectrumAnalyzer
Devices in use	SA: Rohde&Schwarz,FSV-40,1307.9002K40/101042,3.60

Test at TX 5260 MHz

READ SA SETTINGS:	
RefLevel [dBm] | RefLevelOffset [dB] | InpAtt [dB]	2.30 | 14.58 | 5
Start [MHz] | Stop [MHz]	5235.000 | 5285.000
RBW [MHz] | VBW [MHz]	0.300000 | 1.000000
Detector | TraceMode	POS | MAXH
Sweep: Time [ms] | Count | Points per Section | Type	1 | 2500 | 1001 | SWE

RESULT: TC_VM_FCC15407_Bandwidths_V01

Test Description	Lower Limit	Upper Limit	Measured	Unit	Verdict
Bandwidth 99%	---	---	17.732	MHz	Information
T1 99%	5250.000000	---	5251.1588	MHz	PASS since U-NII-1 is supported
T2 99%	---	5350.000000	5268.8911	MHz	PASS

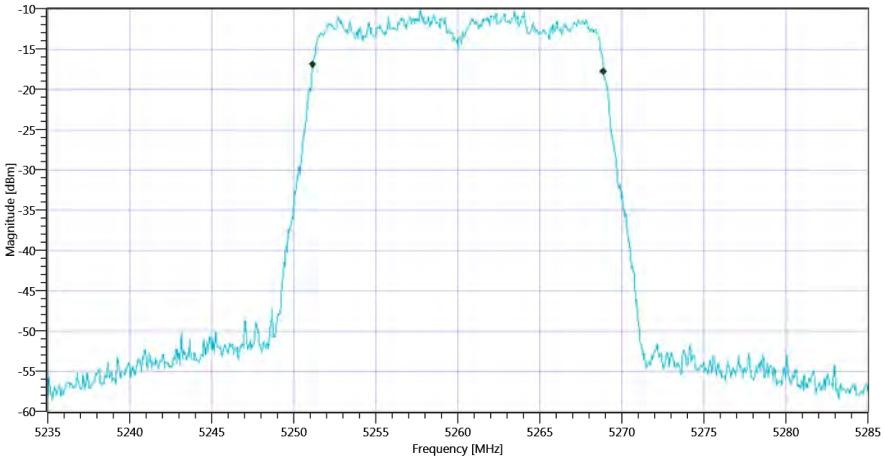

Plot_FCC Part 15.407 & ISED Bandwidths ~ WLAN5Gx n-HT20 mode U-NII-2A 99PCT_26112019_133342.png

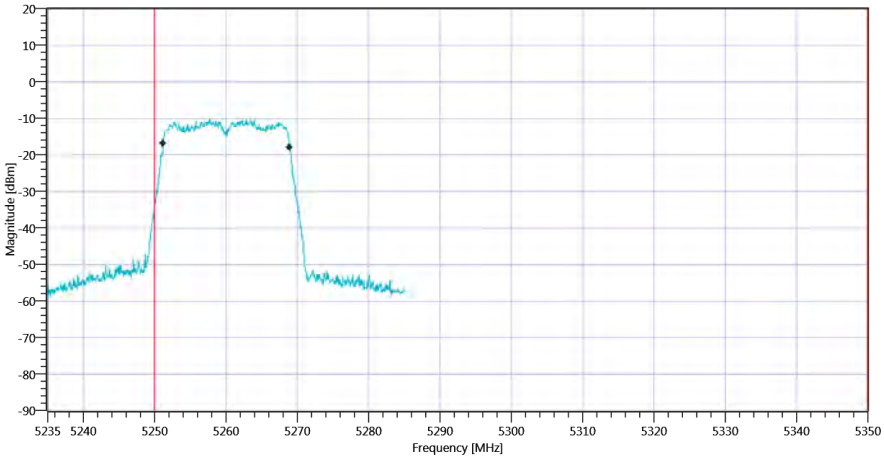

Plot_FCC Part 15.407 & ISED Bandwidths ~ WLAN5Gx n-HT20 mode U-NII-2A_26112019_133345.png

RESULT: TC_VM_FCC15407_Bandwidths_V01

Test Description	Lower Limit	Upper Limit	Measured	Unit	Verdict
Bandwidth 26dB	---	---	20.35	MHz	Information
T1 26dB	5250.000000	---	5249.9000	MHz	PASS since U-NII-1 is supported
T2 26dB	---	5350.000000	5270.2500	MHz	PASS

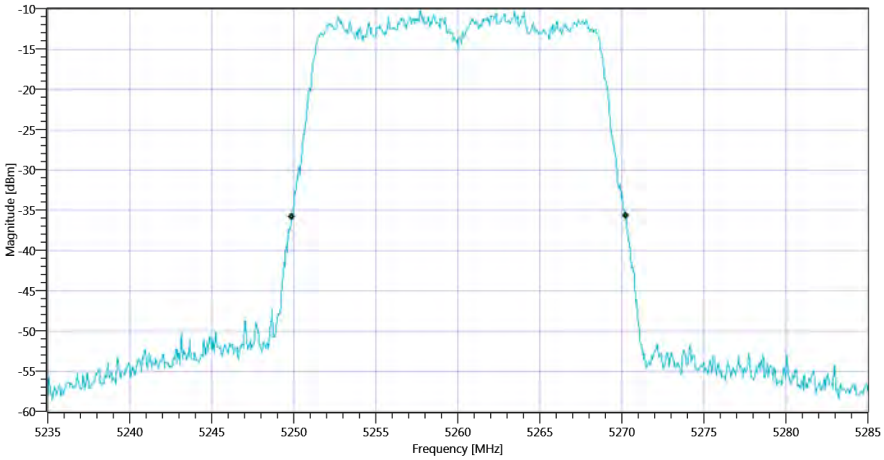

Plot_FCC Part 15.407 & ISED Bandwidths ~ WLAN5Gx n-HT20 mode U-NII-2A 26dB_26112019_133349.png

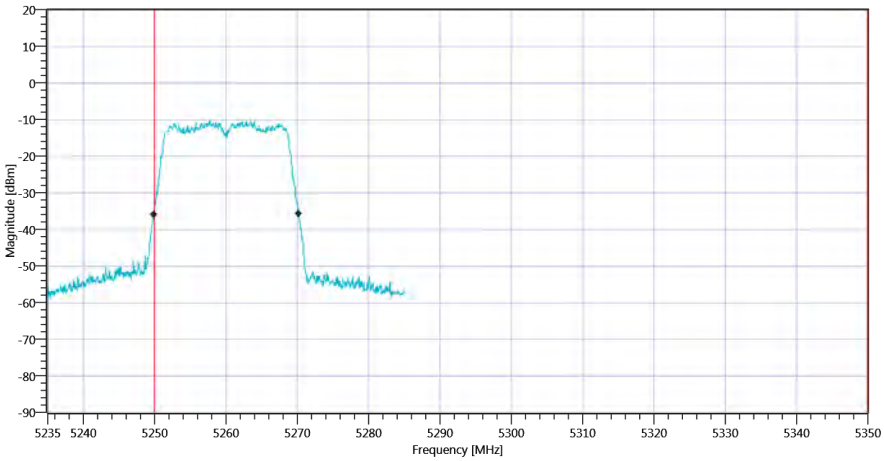

Plot_FCC Part 15.407 & ISED Bandwidths ~ WLAN5Gx n-HT20 mode U-NII-2A_26112019_133352.png

TEST FINISHED		
General Verdict	26.11.2019 13:33:52 / RT: 28 s	PASS

29. FCC Part 15.407 & ISED Bandwidths ~ WLAN5Gx n-HT20 mode U-NII-2A

Test References	
TC Start	26.11.2019 13:36:31
System Version	1.0.0.24
Test Specification	FCC Part 15.407 & ISET RSS-GEN
Test Method	26dB Bandwidth KDB789033 D02, C.1 / ISED RSS-GEN
Class / TC Version / TC ID	TC_VM_FCC15407_Bandwidths_V01 Version: 0.0.1 | TCID_FCC15407_1
My Description	FCC 15.407 Bandwidths - WLAN5Gx n-HT20 mode U-NII-2A
Add. Information	

Test Parameter	
Technology to test	WLAN5Gx n-HT20 mode U-NII-2A
Antenna Port used	1
Temperature	mid
Voltage	mid
Frequency low to test	False | Freq [MHz] 5260
Frequency mid to test	True | Freq [MHz] 5280
Frequency high to test	False | Freq [MHz] 5320
Switched Path	IUT - SignalingUnit - SpectrumAnalyzer
Devices in use	SA: Rohde&Schwarz,FSV-40,1307.9002K40/101042,3.60

Test at TX 5280 MHz

READ SA SETTINGS:	
RefLevel [dBm] | RefLevelOffset [dB] | InpAtt [dB]	2.09 | 14.37 | 5
Start [MHz] | Stop [MHz]	5255.000 | 5305.000
RBW [MHz] | VBW [MHz]	0.300000 | 1.000000
Detector | TraceMode	POS | MAXH
Sweep: Time [ms] | Count | Points per Section | Type	1 | 2500 | 1001 | SWE

RESULT: TC_VM_FCC15407_Bandwidths_V01

Test Description	Lower Limit	Upper Limit	Measured	Unit	Verdict
Bandwidth 99%	---	---	17.682	MHz	Information
T1 99%	5250.000000	---	5271.1588	MHz	PASS since U-NII-1 is supported
T2 99%	---	5350.000000	5288.8412	MHz	PASS

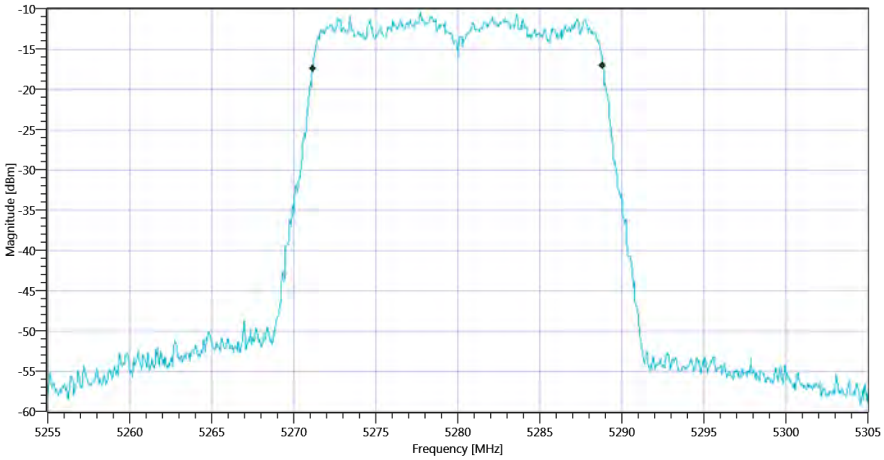

Plot_FCC Part 15.407 & ISED Bandwidths ~ WLAN5Gx n-HT20 mode U-NII-2A 99PCT_26112019_133650.png

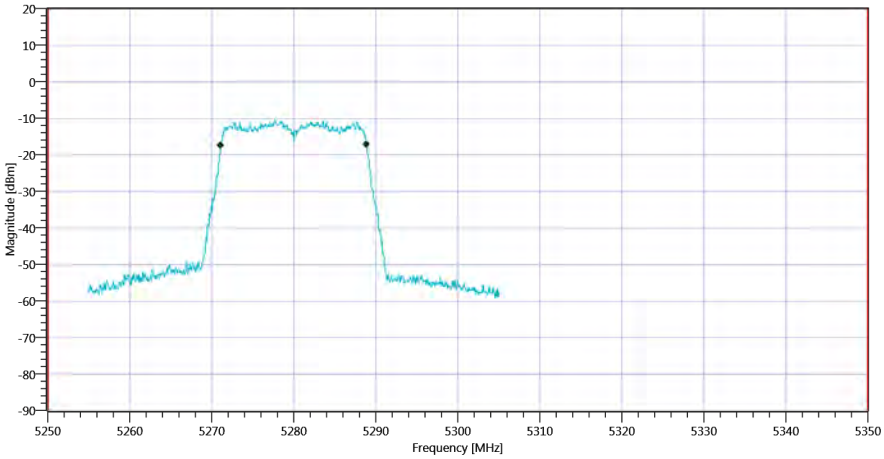

Plot_FCC Part 15.407 & ISED Bandwidths ~ WLAN5Gx n-HT20 mode U-NII-2A_26112019_133653.png

RESULT: TC_VM_FCC15407_Bandwidths_V01

Test Description	Lower Limit	Upper Limit	Measured	Unit	Verdict
Bandwidth 26dB	---	---	20.5	MHz	Information
T1 26dB	5250.000000	---	5269.7500	MHz	PASS since U-NII-1 is supported
T2 26dB	---	5350.000000	5290.2500	MHz	PASS

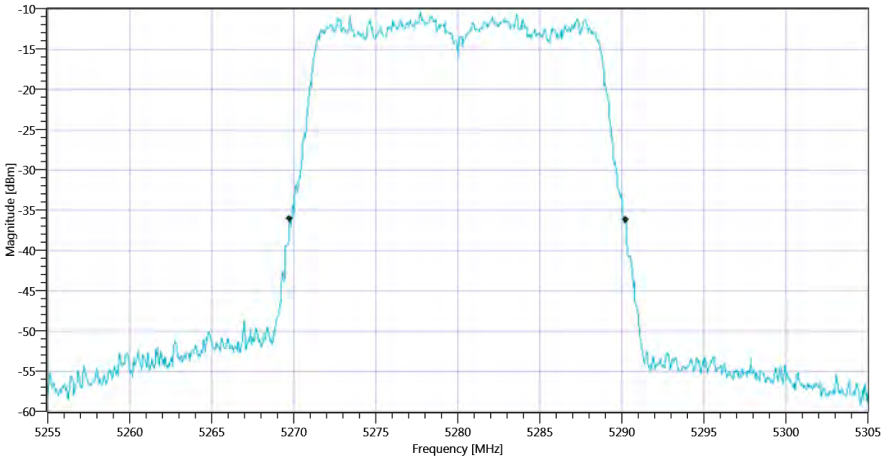

Plot_FCC Part 15.407 & ISED Bandwidths ~ WLAN5Gx n-HT20 mode U-NII-2A 26dB_26112019_133656.png

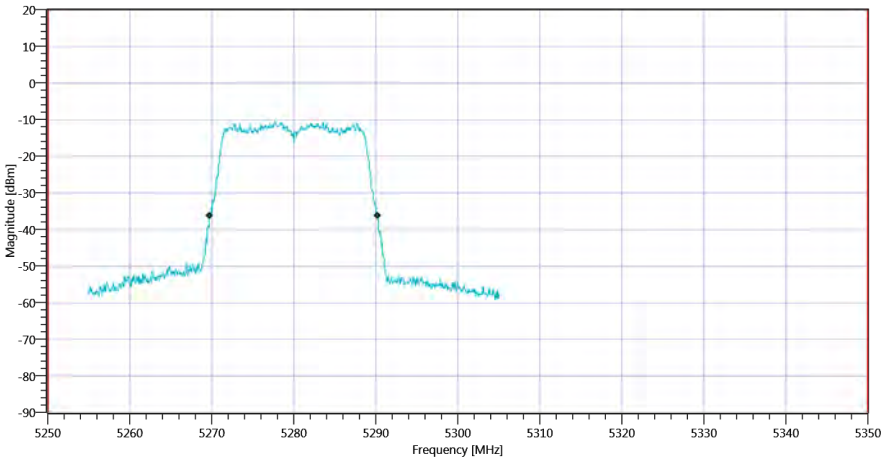

Plot_FCC Part 15.407 & ISED Bandwidths ~ WLAN5Gx n-HT20 mode U-NII-2A_26112019_133659.png

TEST FINISHED		
General Verdict	26.11.2019 13:36:59 / RT: 28 s	PASS

30. FCC Part 15.407 & ISED Bandwidths ~ WLAN5Gx n-HT20 mode U-NII-2A

Test References	
TC Start	26.11.2019 13:39:20
System Version	1.0.0.24
Test Specification	FCC Part 15.407 & ISET RSS-GEN
Test Method	26dB Bandwidth KDB789033 D02, C.1 / ISED RSS-GEN
Class / TC Version / TC ID	TC_VM_FCC15407_Bandwidths_V01 Version: 0.0.1 | TCID_FCC15407_1
My Description	FCC 15.407 Bandwidths - WLAN5Gx n-HT20 mode U-NII-2A
Add. Information	

Test Parameter	
Technology to test	WLAN5Gx n-HT20 mode U-NII-2A
Antenna Port used	1
Temperature	mid
Voltage	mid
Frequency low to test	False | Freq [MHz] 5260
Frequency mid to test	False | Freq [MHz] 5280
Frequency high to test	True | Freq [MHz] 5320
Switched Path	IUT - SignalingUnit - SpectrumAnalyzer
Devices in use	SA: Rohde&Schwarz,FSV-40,1307.9002K40/101042,3.60

Test at TX 5320 MHz

READ SA SETTINGS:	
RefLevel [dBm] | RefLevelOffset [dB] | InpAtt [dB]	1.95 | 14.09 | 5
Start [MHz] | Stop [MHz]	5295.000 | 5345.000
RBW [MHz] | VBW [MHz]	0.300000 | 1.000000
Detector | TraceMode	POS | MAXH
Sweep: Time [ms] | Count | Points per Section | Type	1 | 2500 | 1001 | SWE

RESULT: TC_VM_FCC15407_Bandwidths_V01

Test Description	Lower Limit	Upper Limit	Measured	Unit	Verdict
Bandwidth 99%	---	---	17.732	MHz	Information
T1 99%	5250.000000	---	5311.1588	MHz	PASS since U-NII-1 is supported
T2 99%	---	5350.000000	5328.8911	MHz	PASS

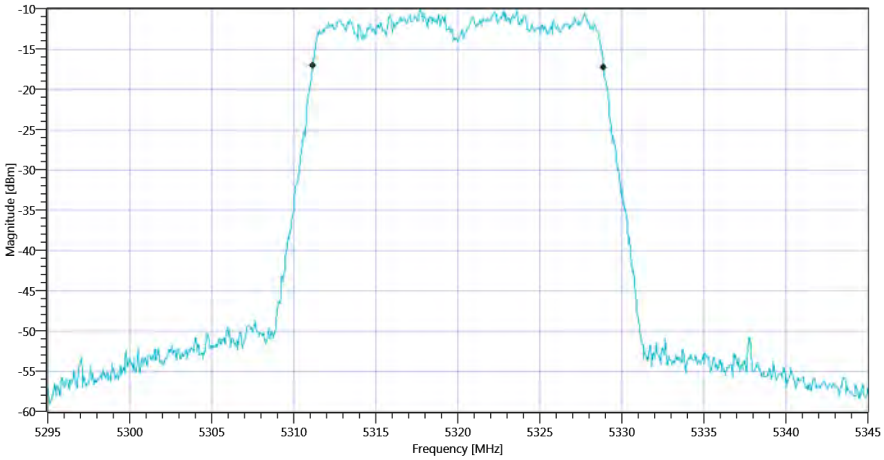

Plot_FCC Part 15.407 & ISED Bandwidths ~ WLAN5Gx n-HT20 mode U-NII-2A 99PCT_26112019_133939.png

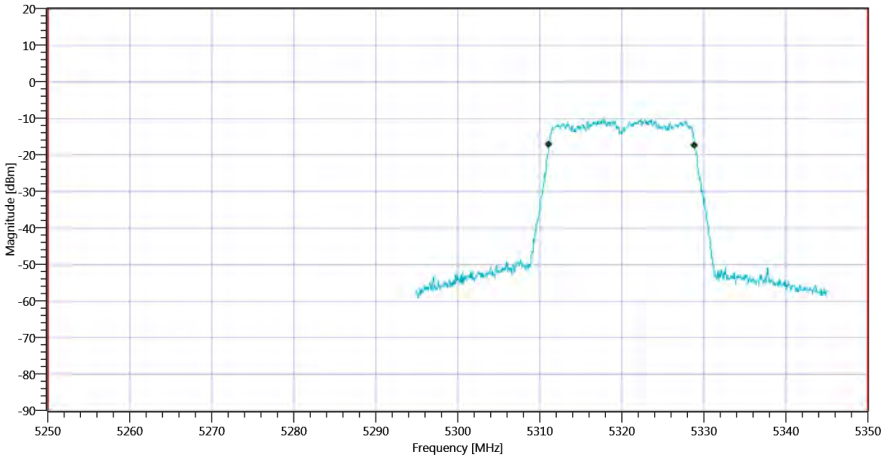

Plot_FCC Part 15.407 & ISED Bandwidths ~ WLAN5Gx n-HT20 mode U-NII-2A_26112019_133942.png

RESULT: TC_VM_FCC15407_Bandwidths_V01

Test Description	Lower Limit	Upper Limit	Measured	Unit	Verdict
Bandwidth 26dB	---	---	20.4	MHz	Information
T1 26dB	5250.000000	---	5309.9000	MHz	PASS since U-NII-1 is supported
T2 26dB	---	5350.000000	5330.3000	MHz	PASS

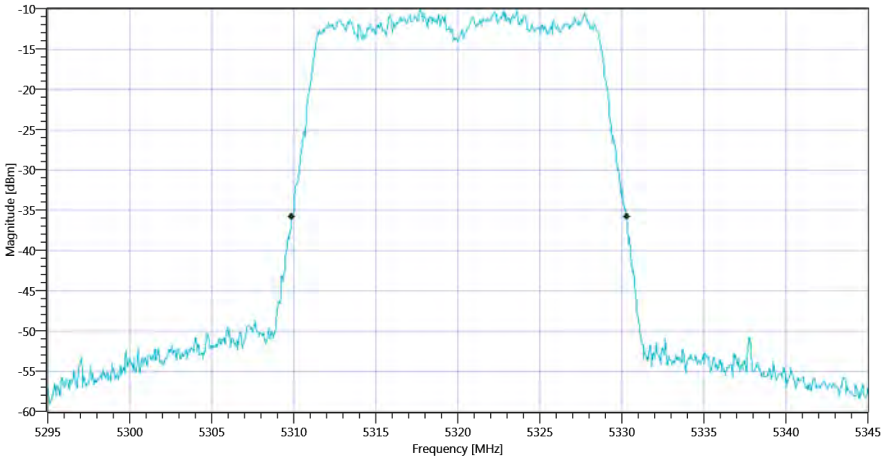

Plot_FCC Part 15.407 & ISED Bandwidths ~ WLAN5Gx n-HT20 mode U-NII-2A 26dB_26112019_133945.png

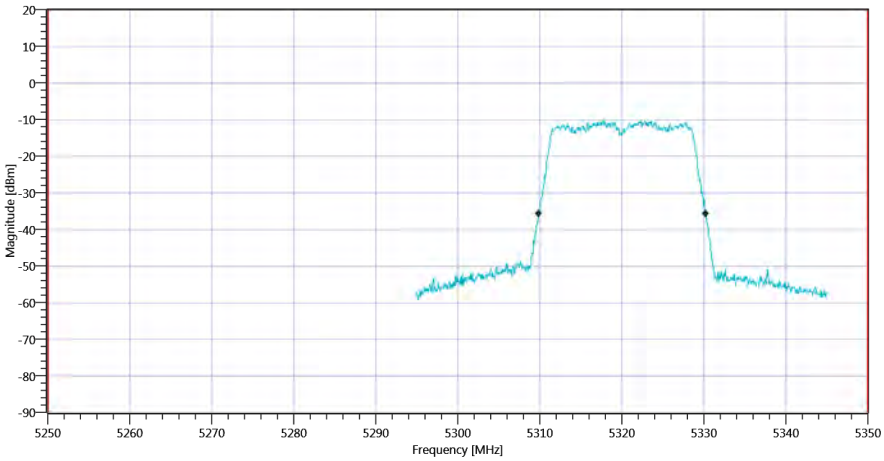

Plot_FCC Part 15.407 & ISED Bandwidths ~ WLAN5Gx n-HT20 mode U-NII-2A_26112019_133948.png

TEST FINISHED		
General Verdict	26.11.2019 13:39:49 / RT: 28 s	PASS

31. FCC Part 15.407 & ISED Bandwidths ~ WLAN5Gx n-HT20 mode U-NII-2C

Test References	
TC Start	26.11.2019 13:42:06
System Version	1.0.0.24
Test Specification	FCC Part 15.407 & ISET RSS-GEN
Test Method	26dB Bandwidth KDB789033 D02, C.1 / ISED RSS-GEN
Class / TC Version / TC ID	TC_VM_FCC15407_Bandwidths_V01 Version: 0.0.1 | TCID_FCC15407_1
My Description	FCC 15.407 Bandwidths - WLAN5Gx n-HT20 mode U-NII-2C
Add. Information	

Test Parameter	
Technology to test	WLAN5Gx n-HT20 mode U-NII-2C
Antenna Port used	1
Temperature	mid
Voltage	mid
Frequency low to test	True | Freq [MHz] 5500
Frequency mid to test	False | Freq [MHz] 5600
Frequency high to test	False | Freq [MHz] 5700
Switched Path	IUT - SignalingUnit - SpectrumAnalyzer
Devices in use	SA: Rohde&Schwarz,FSV-40,1307.9002K40/101042,3.60

Test at TX 5500 MHz

READ SA SETTINGS:	
RefLevel [dBm] | RefLevelOffset [dB] | InpAtt [dB]	4.39 | 14.07 | 10
Start [MHz] | Stop [MHz]	5475.000 | 5525.000
RBW [MHz] | VBW [MHz]	0.300000 | 1.000000
Detector | TraceMode	POS | MAXH
Sweep: Time [ms] | Count | Points per Section | Type	1 | 2500 | 1001 | SWE

RESULT: TC_VM_FCC15407_Bandwidths_V01

Test Description	Lower Limit	Upper Limit	Measured	Unit	Verdict
Bandwidth 99%	---	---	17.732	MHz	Information
T1 99%	5470.000000	---	5491.1588	MHz	PASS since U-NII-3 is supported
T2 99%	---	5725.000000	5508.8911	MHz	

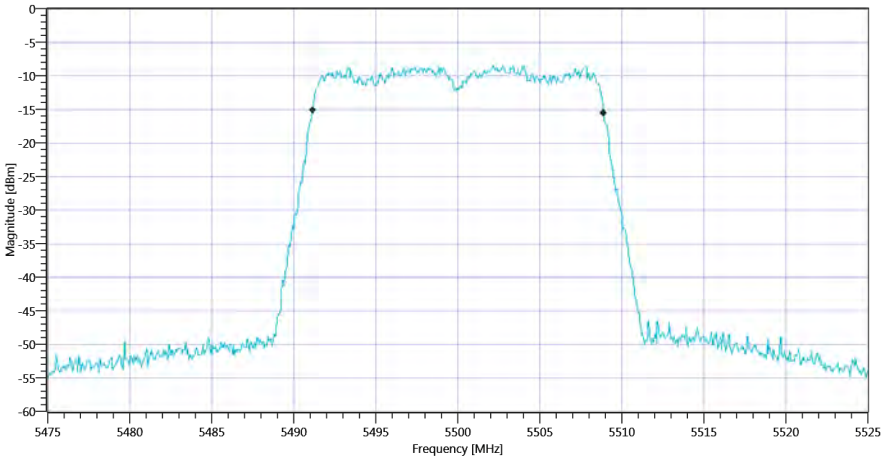

Plot_FCC Part 15.407 & ISED Bandwidths ~ WLAN5Gx n-HT20 mode U-NII-2C 99PCT_26112019_134224.png

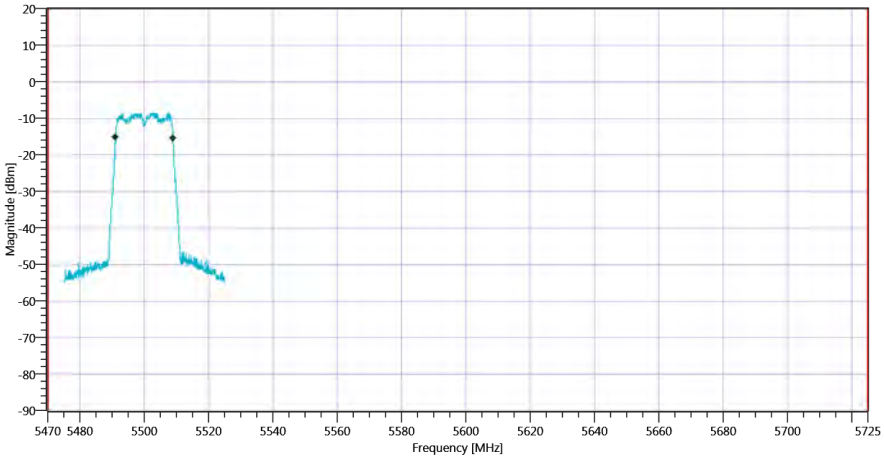

Plot_FCC Part 15.407 & ISED Bandwidths ~ WLAN5Gx n-HT20 mode U-NII-2C_26112019_134227.png

RESULT: TC_VM_FCC15407_Bandwidths_V01

Test Description	Lower Limit	Upper Limit	Measured	Unit	Verdict
Bandwidth 26dB	---	---	20.4	MHz	Information
T1 26dB	5470.000000	---	5489.8500	MHz	PASS since U-NII-3 is supported
T2 26dB	---	5725.000000	5510.2500	MHz	

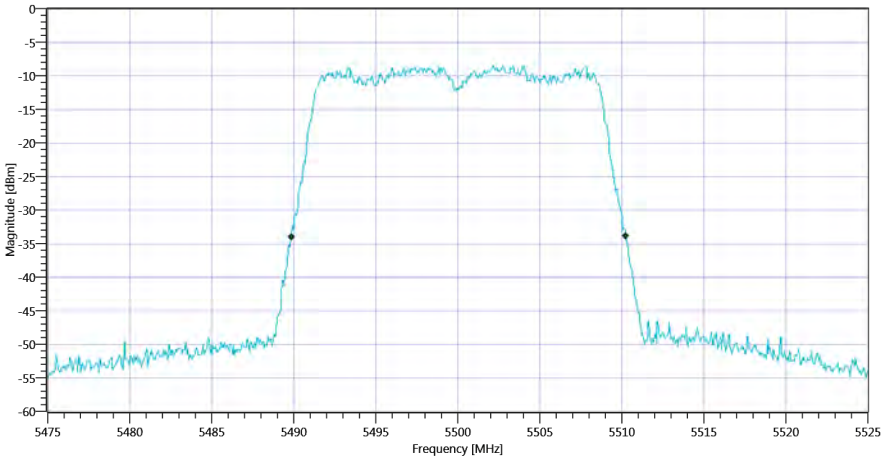

Plot_FCC Part 15.407 & ISED Bandwidths ~ WLAN5Gx n-HT20 mode U-NII-2C 26dB_26112019_134231.png

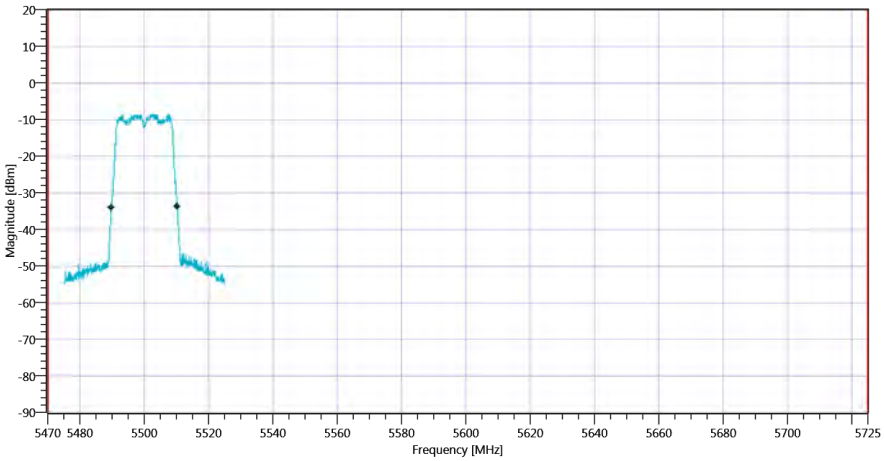

Plot_FCC Part 15.407 & ISED Bandwidths ~ WLAN5Gx n-HT20 mode U-NII-2C_26112019_134234.png

TEST FINISHED		
General Verdict	26.11.2019 13:42:34 / RT: 28 s	PASS

32. FCC Part 15.407 & ISED Bandwidths ~ WLAN5Gx n-HT20 mode U-NII-2C

Test References	
TC Start	26.11.2019 13:44:53
System Version	1.0.0.24
Test Specification	FCC Part 15.407 & ISET RSS-GEN
Test Method	26dB Bandwidth KDB789033 D02, C.1 / ISED RSS-GEN
Class / TC Version / TC ID	TC_VM_FCC15407_Bandwidths_V01 Version: 0.0.1 | TCID_FCC15407_1
My Description	FCC 15.407 Bandwidths - WLAN5Gx n-HT20 mode U-NII-2C
Add. Information	

Test Parameter	
Technology to test	WLAN5Gx n-HT20 mode U-NII-2C
Antenna Port used	1
Temperature	mid
Voltage	mid
Frequency low to test	False | Freq [MHz] 5500
Frequency mid to test	True | Freq [MHz] 5600
Frequency high to test	False | Freq [MHz] 5700
Switched Path	IUT - SignalingUnit - SpectrumAnalyzer
Devices in use	SA: Rohde&Schwarz,FSV-40,1307.9002K40/101042,3.60

Test at TX 5600 MHz

READ SA SETTINGS:	
RefLevel [dBm] | RefLevelOffset [dB] | InpAtt [dB]	7.59 | 14.17 | 10
Start [MHz] | Stop [MHz]	5575.000 | 5625.000
RBW [MHz] | VBW [MHz]	0.300000 | 1.000000
Detector | TraceMode	POS | MAXH
Sweep: Time [ms] | Count | Points per Section | Type	1 | 2500 | 1001 | SWE

RESULT: TC_VM_FCC15407_Bandwidths_V01

Test Description	Lower Limit	Upper Limit	Measured	Unit	Verdict
Bandwidth 99%	---	---	17.732	MHz	Information
T1 99%	5470.000000	---	5591.1588	MHz	PASS since U-NII-3 is supported
T2 99%	---	5725.000000	5608.8911	MHz	

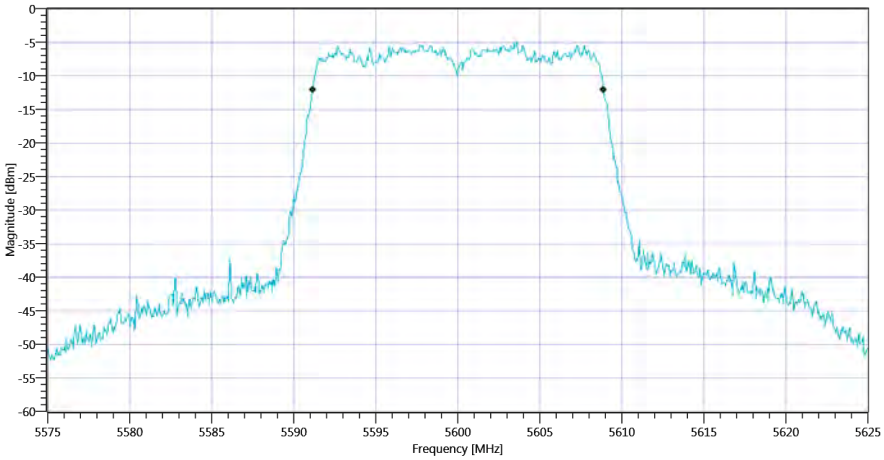

Plot_FCC Part 15.407 & ISED Bandwidths ~ WLAN5Gx n-HT20 mode U-NII-2C 99PCT_26112019_134512.png

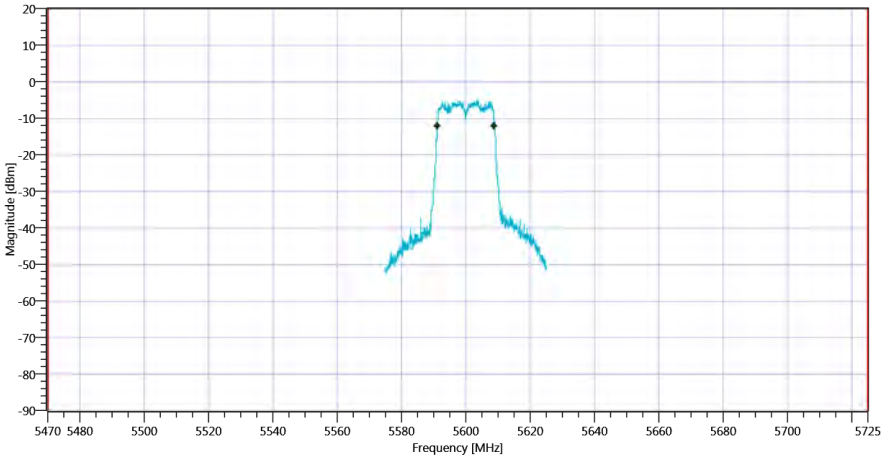

Plot_FCC Part 15.407 & ISED Bandwidths ~ WLAN5Gx n-HT20 mode U-NII-2C_26112019_134515.png

RESULT: TC_VM_FCC15407_Bandwidths_V01

Test Description	Lower Limit	Upper Limit	Measured	Unit	Verdict
Bandwidth 26dB	---	---	20.45	MHz	Information
T1 26dB	5470.000000	---	5589.8000	MHz	PASS since U-NII-3 is supported
T2 26dB	---	5725.000000	5610.2500	MHz	

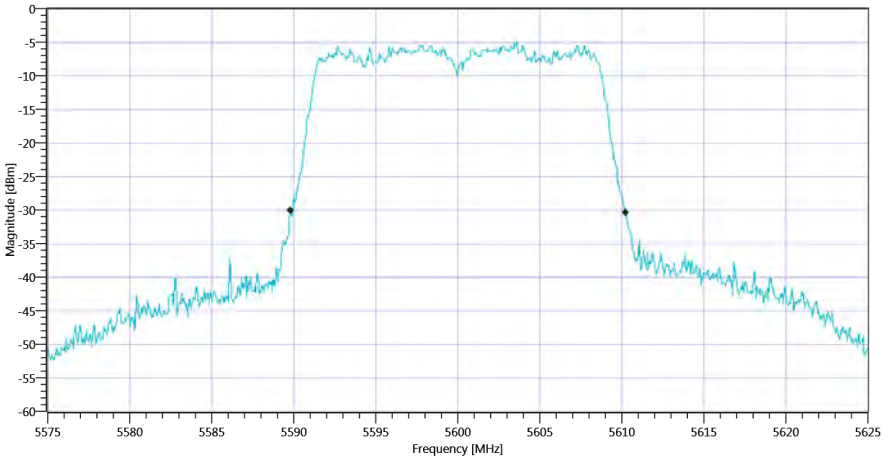

Plot_FCC Part 15.407 & ISED Bandwidths ~ WLAN5Gx n-HT20 mode U-NII-2C 26dB_26112019_134519.png

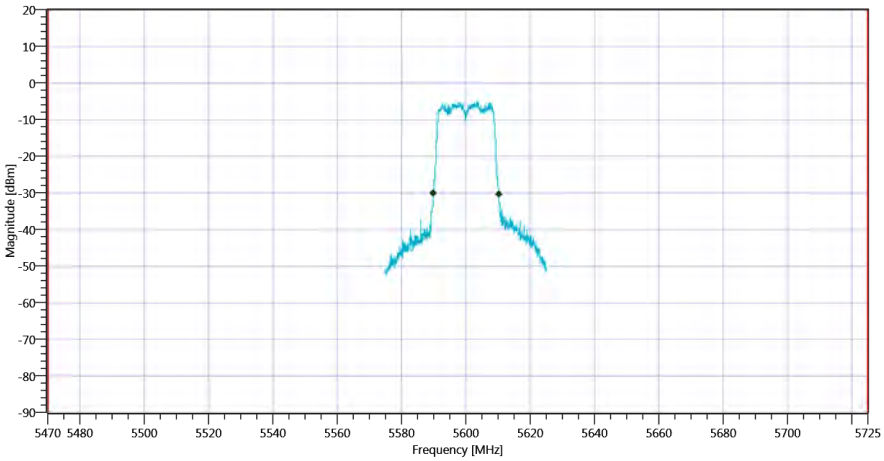

Plot_FCC Part 15.407 & ISED Bandwidths ~ WLAN5Gx n-HT20 mode U-NII-2C_26112019_134522.png

TEST FINISHED		
General Verdict	26.11.2019 13:45:22 / RT: 28 s	PASS

33. FCC Part 15.407 & ISED Bandwidths ~ WLAN5Gx n-HT20 mode U-NII-2C

Test References	
TC Start	26.11.2019 14:11:40
System Version	1.0.0.24
Test Specification	FCC Part 15.407 & ISET RSS-GEN
Test Method	26dB Bandwidth KDB789033 D02, C.1 / ISED RSS-GEN
Class / TC Version / TC ID	TC_VM_FCC15407_Bandwidths_V01 Version: 0.0.1 | TCID_FCC15407_1
My Description	FCC 15.407 Bandwidths - WLAN5Gx n-HT20 mode U-NII-2C
Add. Information	

Test Parameter	
Technology to test	WLAN5Gx n-HT20 mode U-NII-2C
Antenna Port used	1
Temperature	mid
Voltage	mid
Frequency low to test	False | Freq [MHz] 5500
Frequency mid to test	False | Freq [MHz] 5600
Frequency high to test	True | Freq [MHz] 5700
Switched Path	IUT - SignalingUnit - SpectrumAnalyzer
Devices in use	SA: Rohde&Schwarz,FSV-40,1307.9002K40/101042,3.60

Test at TX 5700 MHz

READ SA SETTINGS:	
RefLevel [dBm] | RefLevelOffset [dB] | InpAtt [dB]	10.29 | 14.41 | 15
Start [MHz] | Stop [MHz]	5675.000 | 5725.000
RBW [MHz] | VBW [MHz]	0.300000 | 1.000000
Detector | TraceMode	POS | MAXH
Sweep: Time [ms] | Count | Points per Section | Type	1 | 2500 | 1001 | SWE

RESULT: TC_VM_FCC15407_Bandwidths_V01

Test Description	Lower Limit	Upper Limit	Measured	Unit	Verdict
Bandwidth 99%	---	---	17.732	MHz	Information
T1 99%	5470.000000	---	5691.1588	MHz	PASS since U-NII-3 is supported
T2 99%	---	5725.000000	5708.8911	MHz	

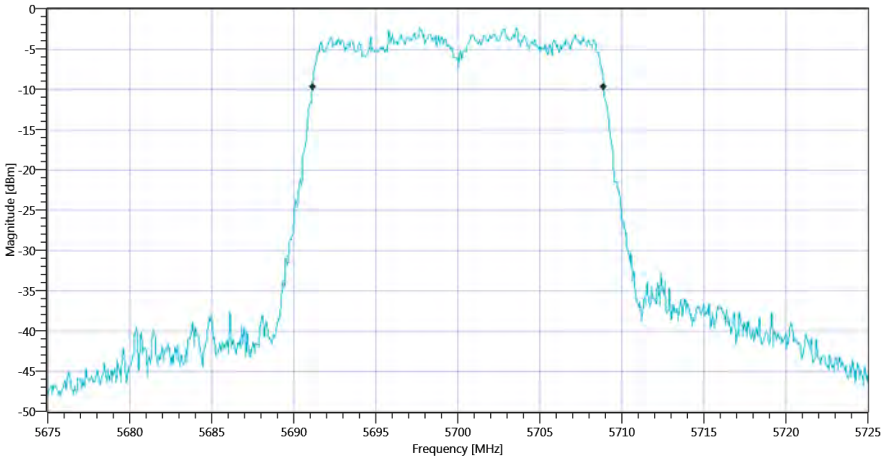

Plot_FCC Part 15.407 & ISED Bandwidths ~ WLAN5Gx n-HT20 mode U-NII-2C 99PCT_26112019_141159.png

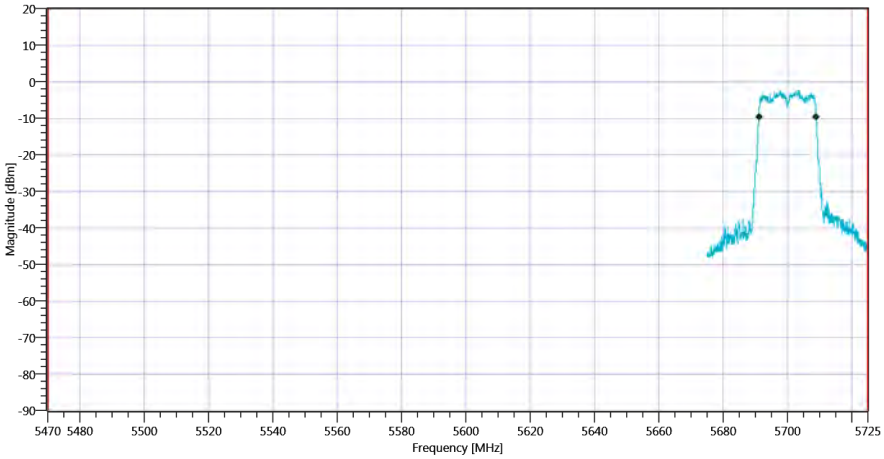

Plot_FCC Part 15.407 & ISED Bandwidths ~ WLAN5Gx n-HT20 mode U-NII-2C_26112019_141202.png

RESULT: TC_VM_FCC15407_Bandwidths_V01

Test Description	Lower Limit	Upper Limit	Measured	Unit	Verdict
Bandwidth 26dB	---	---	20.35	MHz	Information
T1 26dB	5470.000000	---	5689.9000	MHz	PASS since U-NII-3 is supported
T2 26dB	---	5725.000000	5710.2500	MHz	

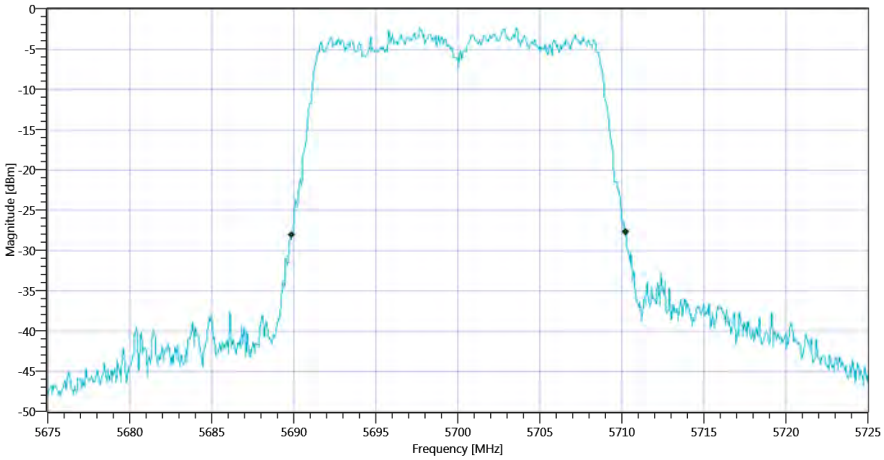

Plot_FCC Part 15.407 & ISED Bandwidths ~ WLAN5Gx n-HT20 mode U-NII-2C 26dB_26112019_141205.png

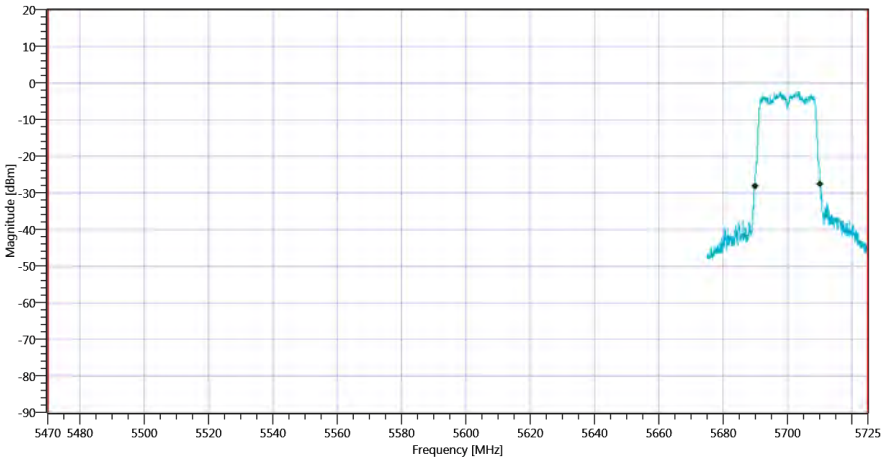

Plot_FCC Part 15.407 & ISED Bandwidths ~ WLAN5Gx n-HT20 mode U-NII-2C_26112019_141208.png

TEST FINISHED		
General Verdict	26.11.2019 14:12:09 / RT: 28 s	PASS

34. FCC Part 15.407 & ISED Bandwidths ~ WLAN5Gx n-HT20 mode U-NII-3

Test References	
TC Start	26.11.2019 14:39:16
System Version	1.0.0.24
Test Specification	FCC Part 15.407 & ISET RSS-GEN
Test Method	26dB Bandwidth KDB789033 D02, C.1 / ISED RSS-GEN
Class / TC Version / TC ID	TC_VM_FCC15407_Bandwidths_V01 Version: 0.0.1 | TCID_FCC15407_1
My Description	FCC 15.407 Bandwidths - WLAN5Gx n-HT20 mode U-NII-3
Add. Information	

Test Parameter	
Technology to test	WLAN5Gx n-HT20 mode U-NII-3
Antenna Port used	1
Temperature	mid
Voltage	mid
Frequency low to test	True | Freq [MHz] 5745
Frequency mid to test	False | Freq [MHz] 5785
Frequency high to test	False | Freq [MHz] 5825
Switched Path	IUT - SignalingUnit - SpectrumAnalyzer
Devices in use	SA: Rohde&Schwarz,FSV-40,1307.9002K40/101042,3.60

Test at TX 5745 MHz

READ SA SETTINGS:	
RefLevel [dBm] | RefLevelOffset [dB] | InpAtt [dB]	10.38 | 14.24 | 15
Start [MHz] | Stop [MHz]	5720.000 | 5770.000
RBW [MHz] | VBW [MHz]	0.300000 | 1.000000
Detector | TraceMode	POS | MAXH
Sweep: Time [ms] | Count | Points per Section | Type	1 | 2500 | 1001 | SWE

RESULT: TC_VM_FCC15407_Bandwidths_V01

Test Description	Lower Limit	Upper Limit	Measured	Unit	Verdict
Bandwidth 99%	---	---	17.682	MHz	Information
T1 99%	5725.000000	---	5736.2088	MHz	PASS
T2 99%	---	5850.000000	5753.8911	MHz	PASS

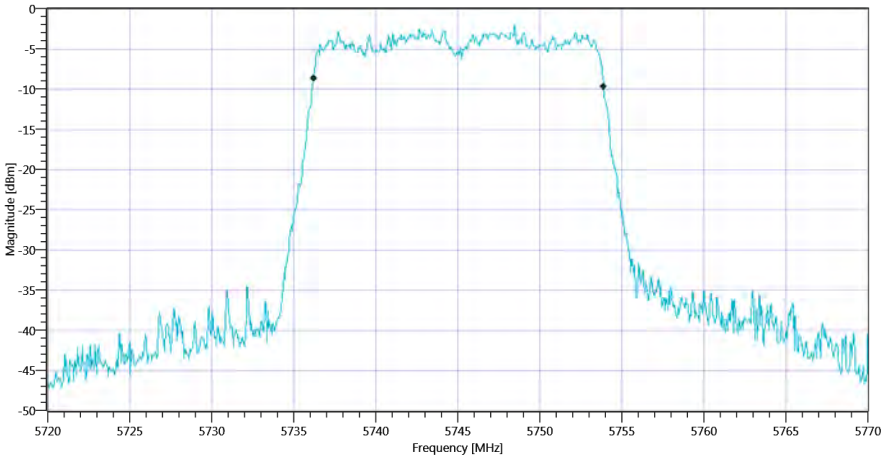

Plot_FCC Part 15.407 & ISED Bandwidths ~ WLAN5Gx n-HT20 mode U-NII-3 99PCT_26112019_143935.png

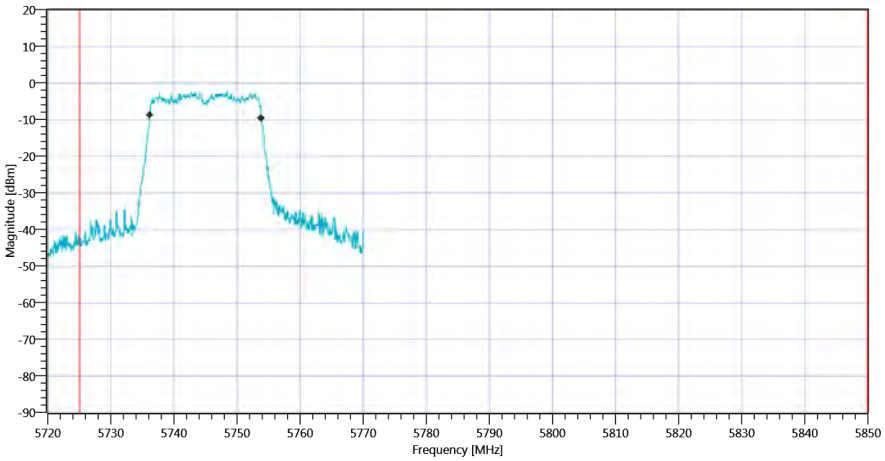

Plot_FCC Part 15.407 & ISED Bandwidths ~ WLAN5Gx n-HT20 mode U-NII-3_26112019_143938.png

RESULT: TC_VM_FCC15407_Bandwidths_V01

Test Description	Lower Limit	Upper Limit	Measured	Unit	Verdict
Bandwidth 26dB	---	---	20.45	MHz	Information
T1 26dB	5725.000000	---	5734.8000	MHz	PASS
T2 26dB	---	5850.000000	5755.2500	MHz	PASS

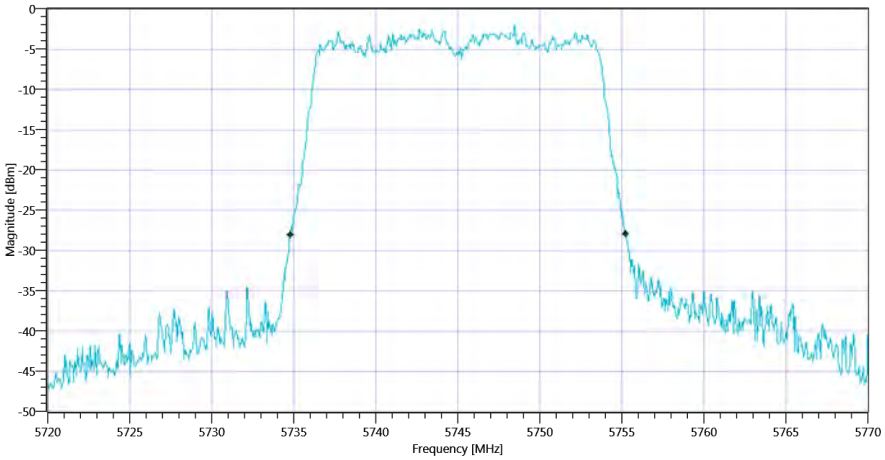

Plot_FCC Part 15.407 & ISED Bandwidths ~ WLAN5Gx n-HT20 mode U-NII-3 26dB_26112019_143941.png

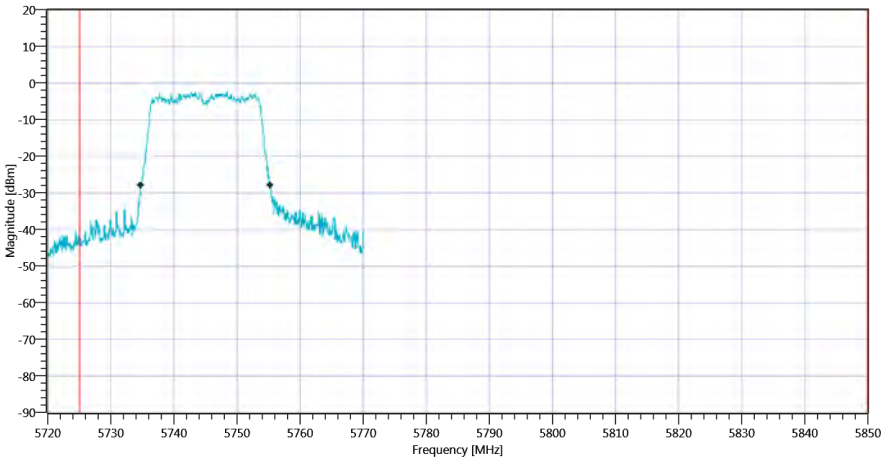

Plot_FCC Part 15.407 & ISED Bandwidths ~ WLAN5Gx n-HT20 mode U-NII-3_26112019_143944.png

TEST FINISHED		
General Verdict	26.11.2019 14:39:45 / RT: 28 s	PASS

35. FCC Part 15.407 & ISED Bandwidths ~ WLAN5Gx n-HT20 mode U-NII-3

Test References	
TC Start	26.11.2019 14:44:44
System Version	1.0.0.24
Test Specification	FCC Part 15.407 & ISET RSS-GEN
Test Method	26dB Bandwidth KDB789033 D02, C.1 / ISED RSS-GEN
Class / TC Version / TC ID	TC_VM_FCC15407_Bandwidths_V01 Version: 0.0.1 | TCID_FCC15407_1
My Description	FCC 15.407 Bandwidths - WLAN5Gx n-HT20 mode U-NII-3
Add. Information	

Test Parameter	
Technology to test	WLAN5Gx n-HT20 mode U-NII-3
Antenna Port used	1
Temperature	mid
Voltage	mid
Frequency low to test	False | Freq [MHz] 5745
Frequency mid to test	True | Freq [MHz] 5785
Frequency high to test	False | Freq [MHz] 5825
Switched Path	IUT - SignalingUnit - SpectrumAnalyzer
Devices in use	SA: Rohde&Schwarz,FSV-40,1307.9002K40/101042,3.60

Test at TX 5785 MHz

READ SA SETTINGS:	
RefLevel [dBm] | RefLevelOffset [dB] | InpAtt [dB]	11.41 | 14.27 | 15
Start [MHz] | Stop [MHz]	5760.000 | 5810.000
RBW [MHz] | VBW [MHz]	0.300000 | 1.000000
Detector | TraceMode	POS | MAXH
Sweep: Time [ms] | Count | Points per Section | Type	1 | 2500 | 1001 | SWE

RESULT: TC_VM_FCC15407_Bandwidths_V01

Test Description	Lower Limit	Upper Limit	Measured	Unit	Verdict
Bandwidth 99%	---	---	17.732	MHz	Information
T1 99%	5725.000000	---	5776.1588	MHz	PASS
T2 99%	---	5850.000000	5793.8911	MHz	PASS

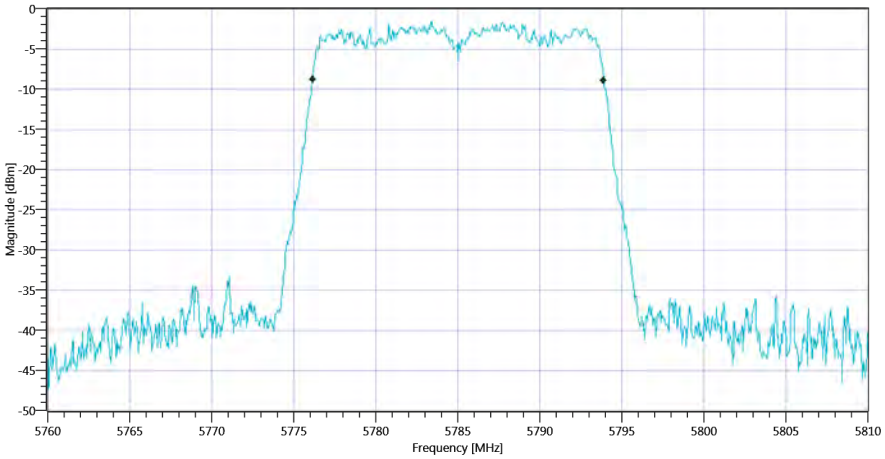

Plot_FCC Part 15.407 & ISED Bandwidths ~ WLAN5Gx n-HT20 mode U-NII-3 99PCT_26112019_144503.png

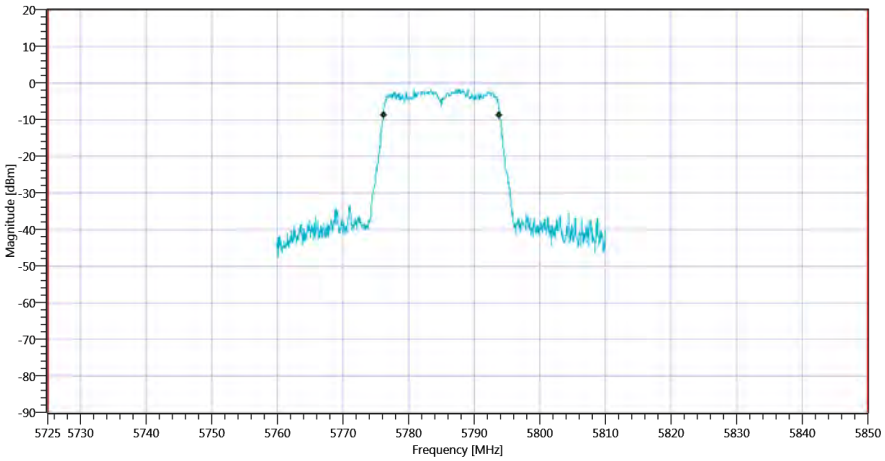

Plot_FCC Part 15.407 & ISED Bandwidths ~ WLAN5Gx n-HT20 mode U-NII-3_26112019_144506.png

RESULT: TC_VM_FCC15407_Bandwidths_V01

Test Description	Lower Limit	Upper Limit	Measured	Unit	Verdict
Bandwidth 26dB	---	---	20.35	MHz	Information
T1 26dB	5725.000000	---	5774.9000	MHz	PASS
T2 26dB	---	5850.000000	5795.2500	MHz	PASS

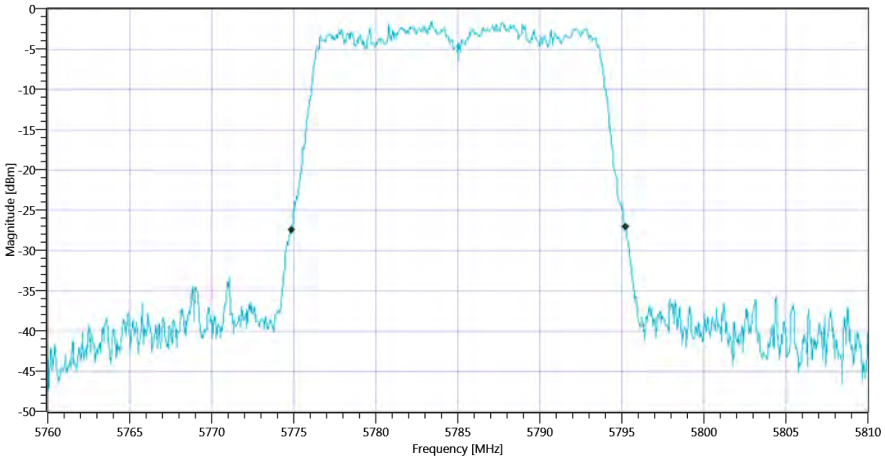

Plot_FCC Part 15.407 & ISED Bandwidths ~ WLAN5Gx n-HT20 mode U-NII-3 26dB_26112019_144510.png

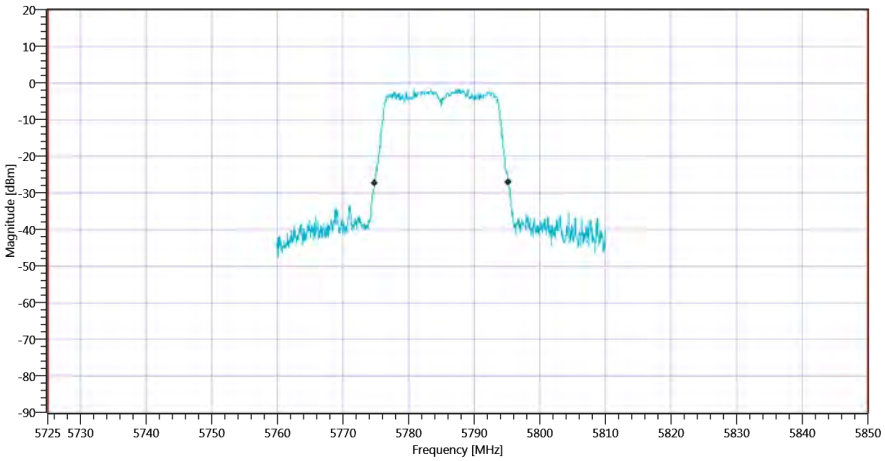

Plot_FCC Part 15.407 & ISED Bandwidths ~ WLAN5Gx n-HT20 mode U-NII-3_26112019_144513.png

TEST FINISHED		
General Verdict	26.11.2019 14:45:13 / RT: 28 s	PASS

36. FCC Part 15.407 & ISED Bandwidths ~ WLAN5Gx n-HT20 mode U-NII-3

Test References	
TC Start	26.11.2019 14:51:02
System Version	1.0.0.24
Test Specification	FCC Part 15.407 & ISET RSS-GEN
Test Method	26dB Bandwidth KDB789033 D02, C.1 / ISED RSS-GEN
Class / TC Version / TC ID	TC_VM_FCC15407_Bandwidths_V01 Version: 0.0.1 | TCID_FCC15407_1
My Description	FCC 15.407 Bandwidths - WLAN5Gx n-HT20 mode U-NII-3
Add. Information	

Test Parameter	
Technology to test	WLAN5Gx n-HT20 mode U-NII-3
Antenna Port used	1
Temperature	mid
Voltage	mid
Frequency low to test	False | Freq [MHz] 5745
Frequency mid to test	False | Freq [MHz] 5785
Frequency high to test	True | Freq [MHz] 5825
Switched Path	IUT - SignalingUnit - SpectrumAnalyzer
Devices in use	SA: Rohde&Schwarz,FSV-40,1307.9002K40/101042,3.60

Test at TX 5825 MHz

READ SA SETTINGS:	
RefLevel [dBm] | RefLevelOffset [dB] | InpAtt [dB]	11.78 | 14.33 | 15
Start [MHz] | Stop [MHz]	5800.000 | 5850.000
RBW [MHz] | VBW [MHz]	0.300000 | 1.000000
Detector | TraceMode	POS | MAXH
Sweep: Time [ms] | Count | Points per Section | Type	1 | 2500 | 1001 | SWE

RESULT: TC_VM_FCC15407_Bandwidths_V01

Test Description	Lower Limit	Upper Limit	Measured	Unit	Verdict
Bandwidth 99%	---	---	17.732	MHz	Information
T1 99%	5725.000000	---	5816.1588	MHz	PASS
T2 99%	---	5850.000000	5833.8911	MHz	PASS

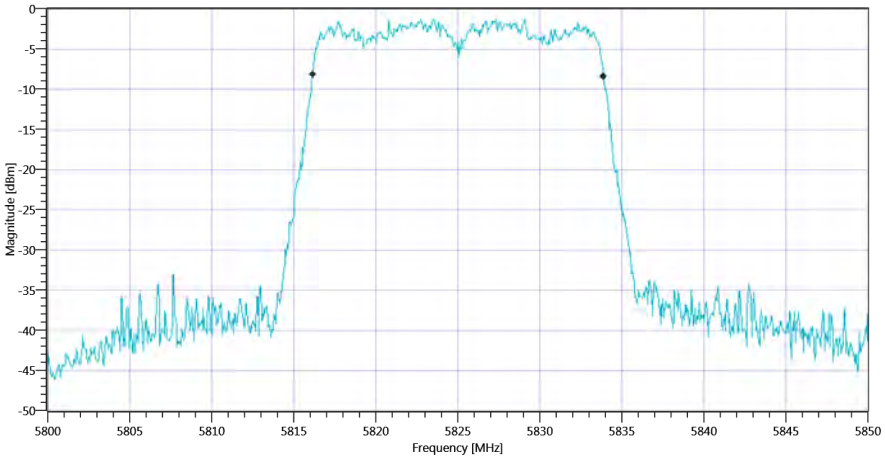

Plot_FCC Part 15.407 & ISED Bandwidths ~ WLAN5Gx n-HT20 mode U-NII-3 99PCT_26112019_145128.png

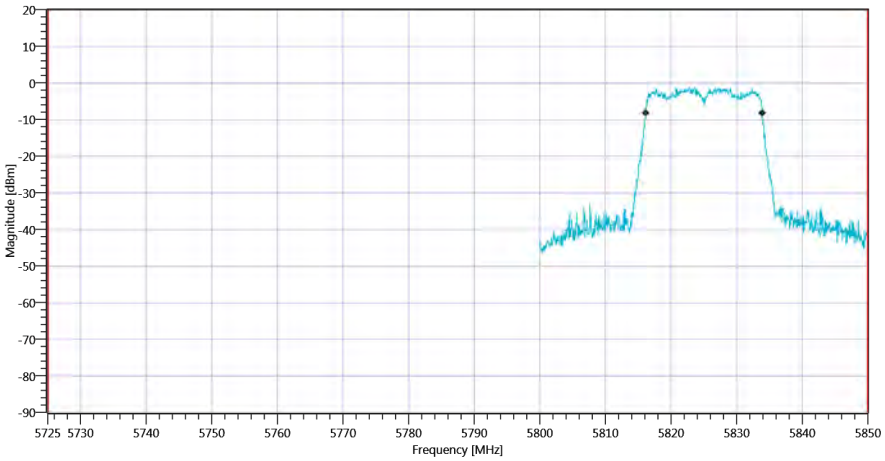

Plot_FCC Part 15.407 & ISED Bandwidths ~ WLAN5Gx n-HT20 mode U-NII-3_26112019_145133.png

RESULT: TC_VM_FCC15407_Bandwidths_V01

Test Description	Lower Limit	Upper Limit	Measured	Unit	Verdict
Bandwidth 26dB	---	---	20.45	MHz	Information
T1 26dB	5725.000000	---	5814.7500	MHz	PASS
T2 26dB	---	5850.000000	5835.2000	MHz	PASS

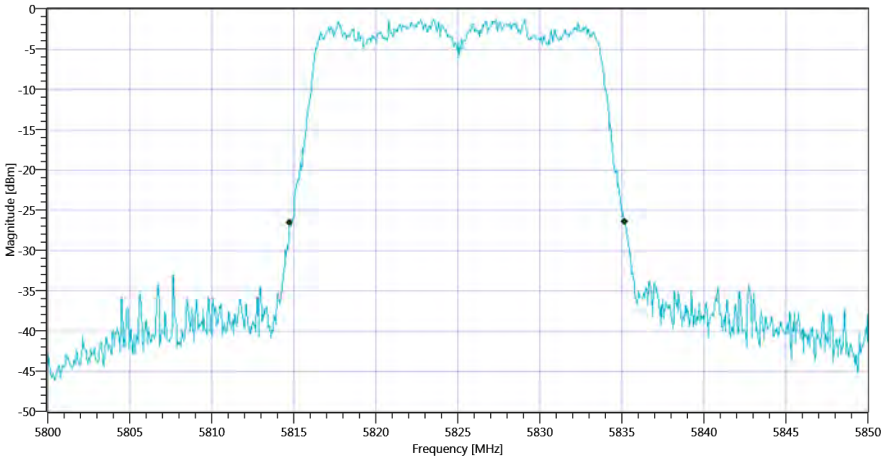

Plot_FCC Part 15.407 & ISED Bandwidths ~ WLAN5Gx n-HT20 mode U-NII-3 26dB_26112019_145137.png

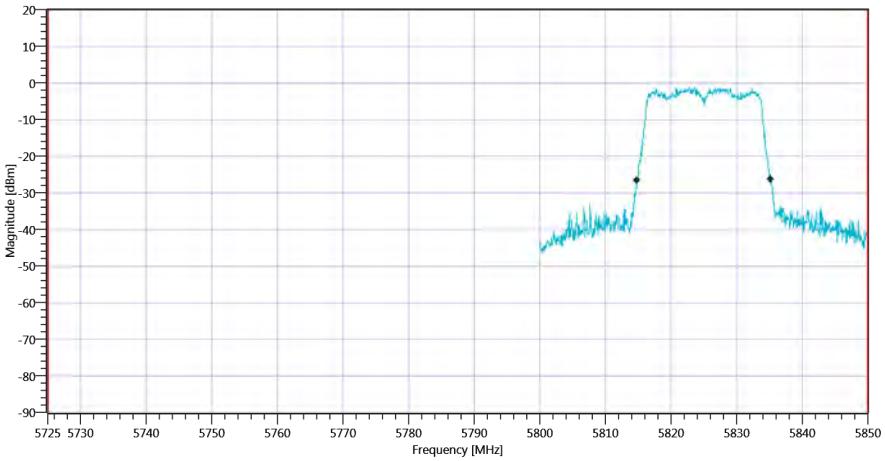

Plot_FCC Part 15.407 & ISED Bandwidths ~ WLAN5Gx n-HT20 mode U-NII-3_26112019_145140.png

TEST FINISHED		
General Verdict	26.11.2019 14:51:40 / RT: 38 s	PASS

37. FCC Part 15.407 & ISED Minimum Emission BW ~ WLAN5Gx n-HT20 mode U-NII-3

Test References	
TC Start	26.11.2019 14:39:49
System Version	1.0.0.24
Test Specification	FCC Part 15.407
Test Method	KDB789033 D02, C.2.
Class / TC Version / TC ID	TC_VM_FCC15407_Min_Emission_BW_V01 Version: 0.0.1 | TCID_FCC15407_2
My Description	FCC 15.407 Min Emission Bandwidth - WLAN5Gx n-HT20 mode U-NII-3
Add. Information	

Test Parameter	
Technology to test	WLAN5Gx n-HT20 mode U-NII-3
Antenna Port used	1
Temperature	mid
Voltage	mid
Frequency low to test	True | Freq [MHz] 5745
Frequency mid to test	False | Freq [MHz] 5785
Frequency high to test	False | Freq [MHz] 5825
Switched Path	IUT - SignalingUnit - SpectrumAnalyzer
Devices in use	SA: Rohde&Schwarz,FSV-40,1307.9002K40/101042,3.60

Test at TX 5745 MHz

READ SA SETTINGS:	
RefLevel [dBm] | RefLevelOffset [dB] | InpAtt [dB]	14.17 | 14.24 | 15
Start [MHz] | Stop [MHz]	5720.000 | 5770.000
RBW [MHz] | VBW [MHz]	0.100000 | 0.300000
Detector | TraceMode	POS | MAXH
Sweep: Time [ms] | Count | Points per Section | Type	2 | 1500 | 1001 | SWE

RESULT: TC_VM_FCC15407_Min_Emission_BW_V01

Test Description	Lower Limit	Upper Limit	Measured	Unit	Verdict
Bandwidth (6dB)	0.500	---	17.6	MHz	PASS

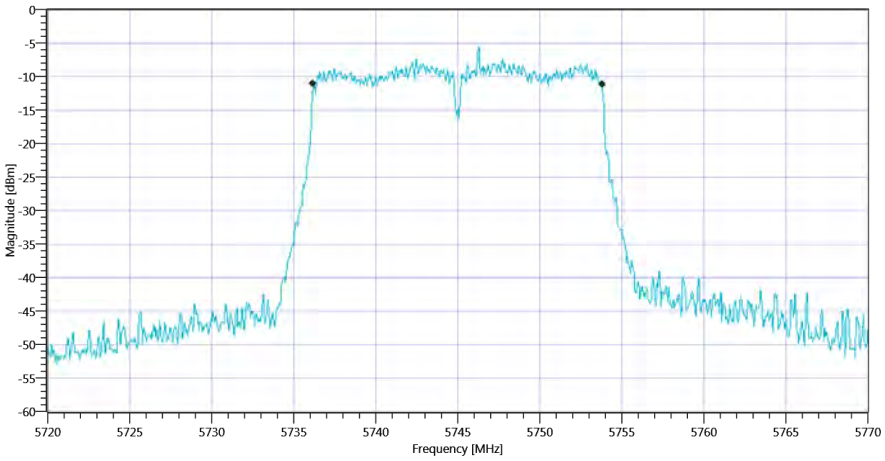

Plot_FCC Part 15.407 & ISED Minimum Emission BW ~ WLAN5Gx n-HT20 mode U-NII-3_26112019_144025.png

TEST FINISHED		
General Verdict	26.11.2019 14:40:26 / RT: 36 s	PASS

38. FCC Part 15.407 & ISED Minimum Emission BW ~ WLAN5Gx n-HT20 mode U-NII-3

Test References	
TC Start	26.11.2019 14:45:17
System Version	1.0.0.24
Test Specification	FCC Part 15.407
Test Method	KDB789033 D02, C.2.
Class / TC Version / TC ID	TC_VM_FCC15407_Min_Emission_BW_V01 Version: 0.0.1 | TCID_FCC15407_2
My Description	FCC 15.407 Min Emission Bandwidth - WLAN5Gx n-HT20 mode U-NII-3
Add. Information	

Test Parameter	
Technology to test	WLAN5Gx n-HT20 mode U-NII-3
Antenna Port used	1
Temperature	mid
Voltage	mid
Frequency low to test	False | Freq [MHz] 5745
Frequency mid to test	True | Freq [MHz] 5785
Frequency high to test	False | Freq [MHz] 5825
Switched Path	IUT - SignalingUnit - SpectrumAnalyzer
Devices in use	SA: Rohde&Schwarz,FSV-40,1307.9002K40/101042,3.60

Test at TX 5785 MHz

READ SA SETTINGS:	
RefLevel [dBm] | RefLevelOffset [dB] | InpAtt [dB]	15.41 | 14.27 | 20
Start [MHz] | Stop [MHz]	5760.000 | 5810.000
RBW [MHz] | VBW [MHz]	0.100000 | 0.300000
Detector | TraceMode	POS | MAXH
Sweep: Time [ms] | Count | Points per Section | Type	2 | 1500 | 1001 | SWE

RESULT: TC_VM_FCC15407_Min_Emission_BW_V01

Test Description	Lower Limit	Upper Limit	Measured	Unit	Verdict
Bandwidth (6dB)	0.500	---	17.65	MHz	PASS

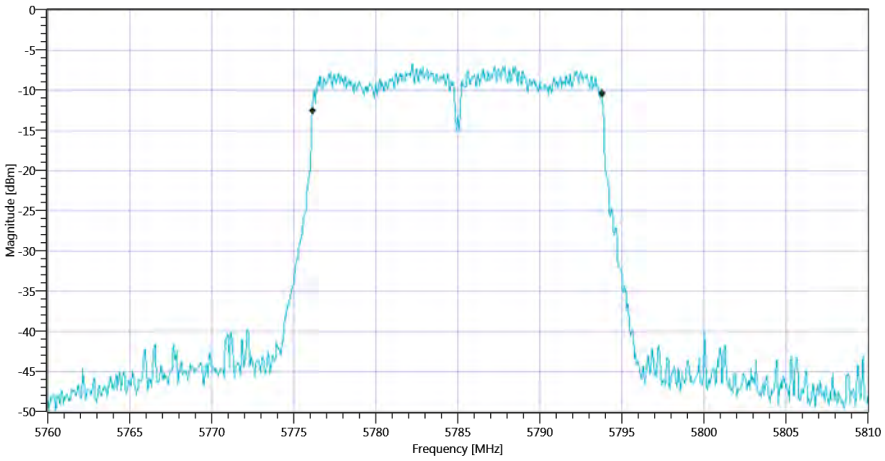

Plot_FCC Part 15.407 & ISED Minimum Emission BW ~ WLAN5Gx n-HT20 mode U-NII-3_26112019_144558.png

TEST FINISHED		
General Verdict	26.11.2019 14:45:58 / RT: 41 s	PASS

39. FCC Part 15.407 & ISED Minimum Emission BW ~ WLAN5Gx n-HT20 mode U-NII-3

Test References	
TC Start	26.11.2019 14:51:45
System Version	1.0.0.24
Test Specification	FCC Part 15.407
Test Method	KDB789033 D02, C.2.
Class / TC Version / TC ID	TC_VM_FCC15407_Min_Emission_BW_V01 Version: 0.0.1 | TCID_FCC15407_2
My Description	FCC 15.407 Min Emission Bandwidth - WLAN5Gx n-HT20 mode U-NII-3
Add. Information	

Test Parameter	
Technology to test	WLAN5Gx n-HT20 mode U-NII-3
Antenna Port used	1
Temperature	mid
Voltage	mid
Frequency low to test	False | Freq [MHz] 5745
Frequency mid to test	False | Freq [MHz] 5785
Frequency high to test	True | Freq [MHz] 5825
Switched Path	IUT - SignalingUnit - SpectrumAnalyzer
Devices in use	SA: Rohde&Schwarz,FSV-40,1307.9002K40/101042,3.60

Test at TX 5825 MHz

READ SA SETTINGS:	
RefLevel [dBm] | RefLevelOffset [dB] | InpAtt [dB]	15.48 | 14.33 | 20
Start [MHz] | Stop [MHz]	5800.000 | 5850.000
RBW [MHz] | VBW [MHz]	0.100000 | 0.300000
Detector | TraceMode	POS | MAXH
Sweep: Time [ms] | Count | Points per Section | Type	2 | 1500 | 1001 | SWE

RESULT: TC_VM_FCC15407_Min_Emission_BW_V01

Test Description	Lower Limit	Upper Limit	Measured	Unit	Verdict
Bandwidth (6dB)	0.500	---	17.6	MHz	PASS

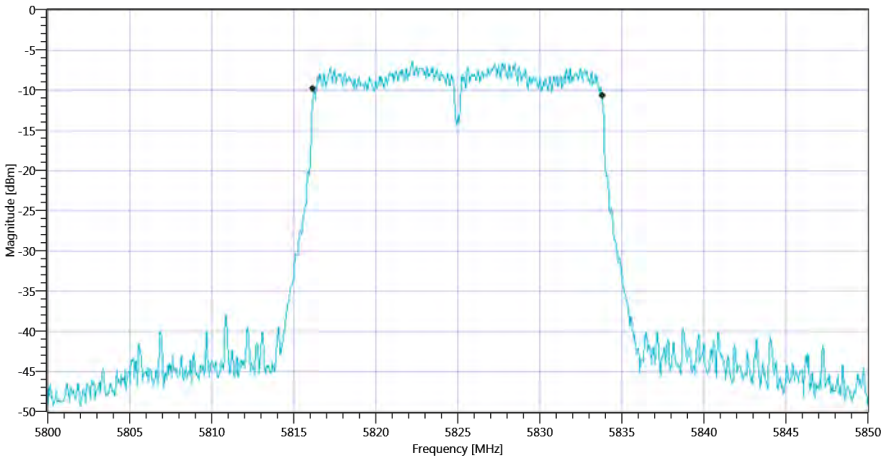

Plot_FCC Part 15.407 & ISED Minimum Emission BW ~ WLAN5Gx n-HT20 mode U-NII-3_26112019_145215.png

TEST FINISHED		
General Verdict	26.11.2019 14:52:15 / RT: 30 s	PASS

- END OF DOCUMENT -