Annex 2: External photographs to
T E S T R E P O R T
No.: 17-1-0065901T59a A2

According to:
FCC Regulations
Part 15.205
Part 15.209
Part 15.247

IC-Regulations
RSS-Gen, Issue 4
RSS-247, Issue 2

for

Bosch Car Multimedia GmbH

AIVIP32R0

FCC-ID: YBN-AIVIP32R0
IC: 9595A-AIVIP32R0
PMN: AIVIP32R0
HVIN: AIVIP32R0
FVIN: X128

Laboratory Accreditation and Listings			
DAkkS Deutsche Akkreditierungsstelle D-PL-12047-01-01	MRA US-EU 0003	Industry Canada Reg. No.: 3462D-2 Reg. No.: 3462D-3	Voluntary Controls for Electromagnetic Emissions Reg. No.: R-2666 C-2914, T-1967, G-301
AUTHORIZED RF LABORATORY	ctia Authorized™ Test Lab Lab Code: 20011130-00		
accredited according to DIN EN ISO/IEC 17025			

CETECOM GmbH
Laboratory Radio Communications & Electromagnetic Compatibility
Im Teelbruch 116 • 45219 Essen • Germany
Registered in Essen, Germany, Reg. No.: HRB Essen 8984
Tel.: + 49 (0) 20 54 / 95 19-954 • Fax: + 49 (0) 20 54 / 95 19-964
E-mail: info@cetecom.com • Internet: www.cetecom.com

The test results relate only to the individual items that have been tested. This report shall not be reproduced in parts without the written approval of the testing laboratory © Copyright: All rights reserved by CETECOM

TABLE OF CONTENTS:

1. EXTERNAL PHOTOGRAPHS 3

1.1. Equipment Under Test (EUT)-Radiated Test Sample 3
1.2. Equipment Under Test (EUT)-Conducted Test Sample 7

1. External photographs

1.1. Equipment Under Test (EUT)-Radiated Test Sample

Photograph 1:AIVI -Front Side



Photograph 2: AIVI -Rear Side

Photograph 3: AIVI -Top Side



Photograph 4: AIVI -Bottom Side



Photograph 5: AIVI -Right Side



Photograph 6: AIVI -Left Side



Photograph 7: AIVI -Harness

1.2. Equipment Under Test (EUT)-Conducted Test Sample

Photograph 8:AIVI -Front Side

Photograph 9:AIVI – Top Side-Connector View



Photograph 10:AIVI -Rear Side



Photograph 11:AIVI -Left Side



Photograph 12:AIVI–Power Cable