BOSCH

Hildesheim
03 August 2018

From	Our Reference	Tel

Report

Issue Confidential
Topic **A-IVI Scope 2 Internal Pictures**
Description Pictures of PCBs used in A-IVI Scope 2 units

Product Type:	Radio-Navigation-System
Model Names:	AIVISBX0
Brand:	Robert Bosch Car Multimedia GmbH

Bosch Confidential

BOSCH

Hildesheim
03 August 2018

From	Our Reference	Tel

Report

Issue Confidential

Topic A-IVI Scope 2 Internal Pictures

Contend

1 Pictures of disassembly 3

1.1 Main PCB "F" V02 5

1.1.1 Main PCB "F" V02 Top side Rest of World insertion 5

1.1.2 Main PCB "V" V02 Bottom side Rest of World insertion 6

1.1.3 Main PCB "F" V02 Top side US insertion 7

1.1.4 Main PCB "F" V02 Bottom side US insertion 8

2 XM Module (all US / CAN variants) 9

3 Bluetooth/Wi-Fi Module (all variants) 10

3.1 Bluetooth/Wi-Fi Module without Shielding (all variants) 10

3.2 Bluetooth/Wi-Fi Module bottom side 11

4 Sub PCBs 12

4.1 Sub PCB "M" 12

4.1.1 Sub PCB "M" Top side 12

4.1.2 Sub PCB "M" Bottom side 13

Bosch Confidential

Hildesheim
03 August 2018

From	Our Reference	Tel

Report

Issue Confidential

Topic A-IVI Scope 2 Internal Pictures

1 Pictures of disassembly

Hildesheim
03 August 2018

From	Our Reference	Tel

Report

Issue Confidential

Topic A-IVI Scope 2 Internal Pictures

Hildesheim
03 August 2018

From	Our Reference	Tel

Report

Issue Confidential

Topic A-IVI Scope 2 Internal Pictures

1.1 Main PCB "F" V02

Circuit and layout name / version: A-IVI_MB_F_V02
Update of "B" V01. Small layout improvements mainly for reliability

1.1.1 Main PCB "F" V02 Top side Rest of World insertion



Hildesheim
03 August 2018

From	Our Reference	Tel

Report

Issue Confidential

Topic A-IVI Scope 2 Internal Pictures

1.1.2 Main PCB “V” V02 Bottom side Rest of World insertion



Bosch

Hildesheim
03 August 2018

From	Our Reference	Tel

Report

Issue Confidential

Topic A-IVI Scope 2 Internal Pictures

1.1.3 Main PCB “F” V02 Top side US insertion



Hildesheim
03 August 2018

From	Our Reference	Tel

Report

Issue Confidential

Topic A-IVI Scope 2 Internal Pictures

1.1.4 Main PCB “F” V02 Bottom side US insertion



Bo

Hildesheim
03 August 2018

From	Our Reference	Tel

Report
Issue Confidential
Topic A-IVI Scope 2 Internal Pictures

2 XM Module (all US / CAN variants)



Bosch Confidential

Hildesheim
03 August 2018

From	Our Reference	Tel

Report

Issue Confidential

Topic A-IVI Scope 2 Internal Pictures

3 Bluetooth/Wi-Fi Module (all variants)



3.1 Bluetooth/Wi-Fi Module without Shielding (all variants)



Confidential

Hildesheim
03 August 2018

From	Our Reference	Tel

Report

Issue Confidential

Topic A-IVI Scope 2 Internal Pictures

3.2 Bluetooth/Wi-Fi Module bottom side



Hildesheim
03 August 2018

From	Our Reference	Tel

Report
Issue Confidential
Topic A-IVI Scope 2 Internal Pictures

4 Sub PCBs

4.1 Sub PCB "M"

Circuit and layout name / version: A-IVI_SUB_M_V01

4.1.1 Sub PCB "M" Top side



Bosch Confidential

Hildesheim
03 August 2018

From	Our Reference	Tel

Report

Issue Confidential

Topic A-IVI Scope 2 Internal Pictures

4.1.2 Sub PCB “M” Bottom side



Bosch Confidential