# Appendix A. SAR Plots of System Verification

The plots for system verification with largest deviation for each SAR system combination are shown as follows.

Test Laboratory: Bureau Veritas ADT SAR/HAC Testing Lab Date: 2015/09/18

## System Check_H835_150918

**DUT: Dipole:835 MHz; Type:D835V2; SN;4d120**

Communication System: CW; Frequency: 835 MHz;Duty Cycle: 1:1
Medium: H835_0918 Medium parameters used: f = 835 MHz; $\sigma$ = 0.9 S/m; $\varepsilon_r$ = 43.152; $\rho$ = 1000 kg/m$^3$
Ambient Temperature：21.8 ℃； Liquid Temperature：20.8 ℃

DASY5 Configuration:
- Probe: EX3DV4 - SN3753; ConvF(9.04, 9.04, 9.04); Calibrated: 2015/04/24;
- Sensor-Surface: 1.4mm (Mechanical Surface Detection)
- Electronics: DAE4 Sn913; Calibrated: 2014/12/15
- Phantom: Left Phantom with CRP v5.0; Type: QD000P40CD; Serial: TP:1722
- Measurement SW: DASY52, Version 52.8 (8); SEMCAD X Version 14.6.10 (7331)

**Pin=250mW/Area Scan (61x101x1):** Interpolated grid: dx=1.500 mm, dy=1.500 mm
Maximum value of SAR (interpolated) = 3.06 W/kg

**Pin=250mW/Zoom Scan (5x5x7)/Cube 0:** Measurement grid: dx=8mm, dy=8mm, dz=5mm
Reference Value = 58.99 V/m; Power Drift = 0.10 dB
Peak SAR (extrapolated) = 3.73 W/kg
**SAR(1 g) = 2.46 W/kg; SAR(10 g) = 1.61 W/kg**
Maximum value of SAR (measured) = 3.14 W/kg

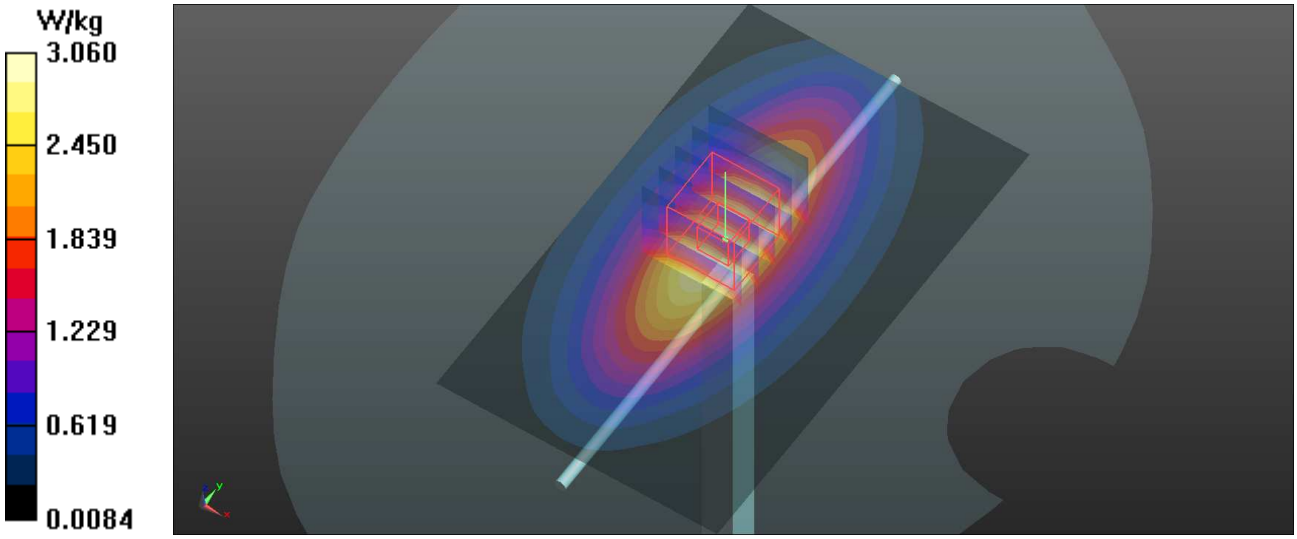

Test Laboratory: Bureau Veritas ADT SAR/HAC Testing Lab Date: 2015/09/21

## System Check_H1750_150921

**DUT: Dipole 1750 MHz ;Type:D1750V2; SN:1023**

Communication System: CW; Frequency: 1750 MHz;Duty Cycle: 1:1
Medium: H1750_0921 Medium parameters used: f = 1750 MHz; $\sigma$ = 1.342 S/m; $\varepsilon_r$ = 41.827; $\rho$ = 1000 kg/m$^3$
Ambient Temperature：21.6 ℃； Liquid Temperature：20.7 ℃

DASY5 Configuration:
- Probe: EX3DV4 - SN3753; ConvF(8.07, 8.07, 8.07); Calibrated: 2015/04/24;
- Sensor-Surface: 1.4mm (Mechanical Surface Detection)
- Electronics: DAE4 Sn913; Calibrated: 2014/12/15
- Phantom: Front Phantom with CRP v5.0; Type: QD000P40CD; Serial: TP:1695
- Measurement SW: DASY52, Version 52.8 (8); SEMCAD X Version 14.6.10 (7331)

**Pin=250mW/Area Scan (61x81x1):** Interpolated grid: dx=1.500 mm, dy=1.500 mm
Maximum value of SAR (interpolated) = 14.0 W/kg

**Pin=250mW/Zoom Scan (5x5x7)/Cube 0:** Measurement grid: dx=8mm, dy=8mm, dz=5mm
Reference Value = 93.44 V/m; Power Drift = 0.13 dB
Peak SAR (extrapolated) = 16.9 W/kg
**SAR(1 g) = 9.08 W/kg; SAR(10 g) = 4.86 W/kg**
Maximum value of SAR (measured) = 14.1 W/kg

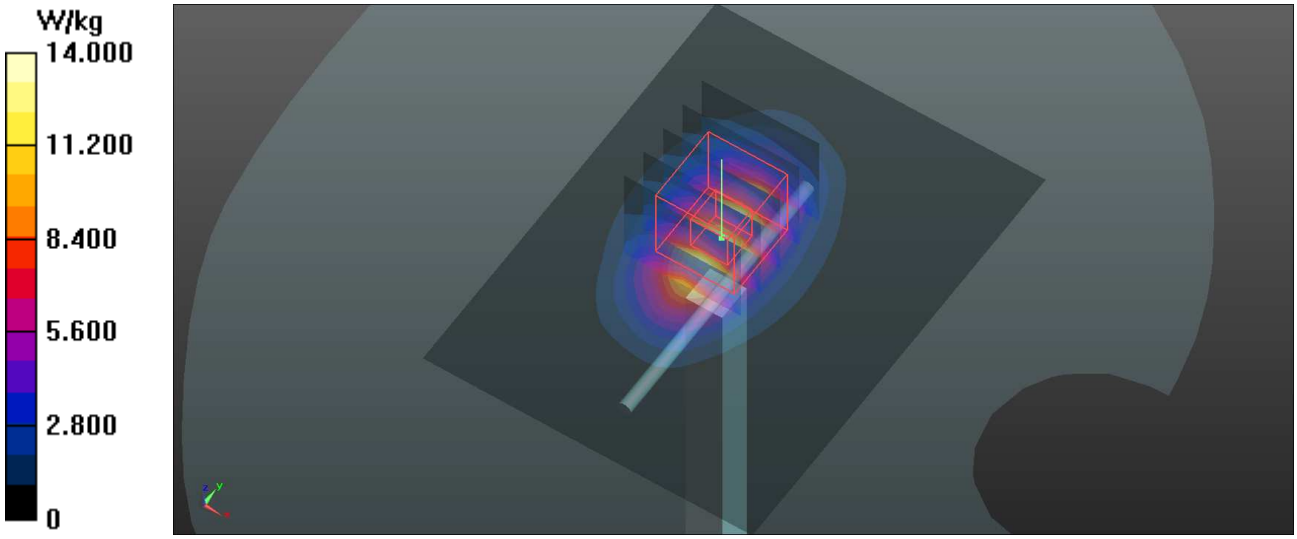

## System Check_H1900_150921

**DUT: Dipole 1900 MHz;Type: D1900V2; SN: 5d142**

Communication System: CW; Frequency: 1900 MHz;Duty Cycle: 1:1
Medium: H1900_0921 Medium parameters used: f = 1900 MHz; $\sigma$ = 1.435 S/m; $\varepsilon_r$ = 41.324; $\rho$ = 1000 kg/m$^3$
Ambient Temperature：21.7 ℃； Liquid Temperature：20.8 ℃

DASY5 Configuration:
- Probe: EX3DV4 - SN3753; ConvF(7.71, 7.71, 7.71); Calibrated: 2015/04/24;
- Sensor-Surface: 1.4mm (Mechanical Surface Detection)
- Electronics: DAE4 Sn913; Calibrated: 2014/12/15
- Phantom: Front Phantom with CRP v5.0; Type: QD000P40CD; Serial: TP:1695
- Measurement SW: DASY52, Version 52.8 (8); SEMCAD X Version 14.6.10 (7331)

**Pin=250mW/Area Scan (61x61x1):** Interpolated grid: dx=1.500 mm, dy=1.500 mm
Maximum value of SAR (interpolated) = 15.3 W/kg

**Pin=250mW/Zoom Scan (5x5x7)/Cube 0:** Measurement grid: dx=8mm, dy=8mm, dz=5mm
Reference Value = 97.78 V/m; Power Drift = 0.05 dB
Peak SAR (extrapolated) = 18.9 W/kg
**SAR(1 g) = 9.81 W/kg; SAR(10 g) = 5.05 W/kg**
Maximum value of SAR (measured) = 15.6 W/kg

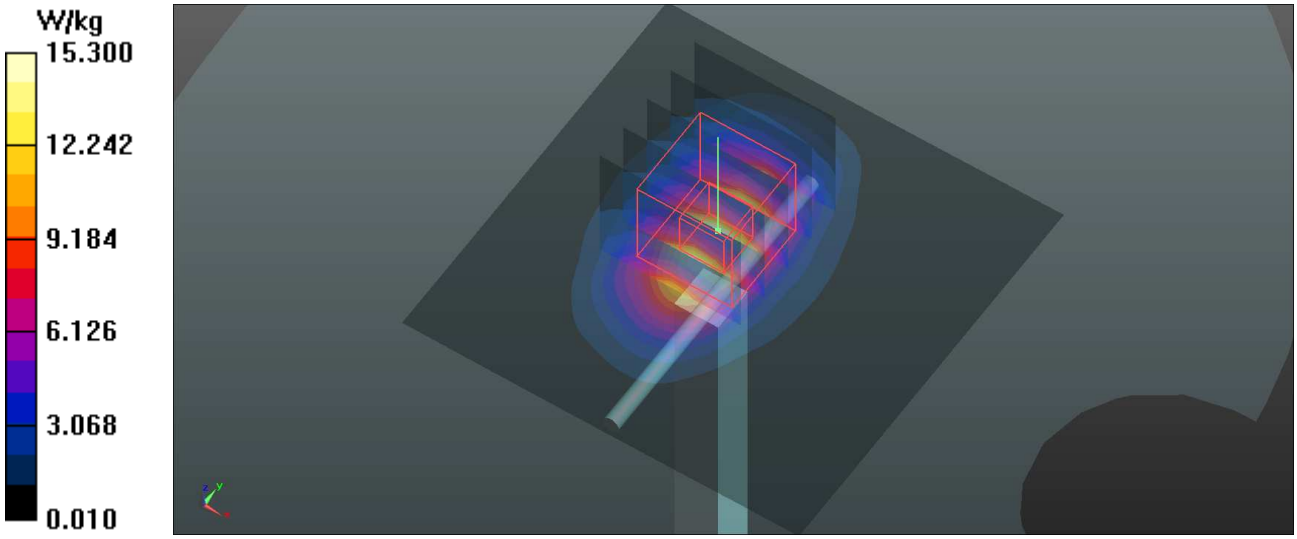

Test Laboratory: Bureau Veritas ADT SAR/HAC Testing Lab Date: 2015/09/23

## System Check_H2450_150923

**DUT: Dipole 2450 MHz; Type:D2450V2; SN:869**

Communication System: CW; Frequency: 2450 MHz;Duty Cycle: 1:1
Medium: H2450_0923 Medium parameters used: f = 2450 MHz; $\sigma$ = 1.832 S/m; $\varepsilon_r$ = 38.716; $\rho$ = 1000 kg/m$^3$
Ambient Temperature：21.6 ℃； Liquid Temperature：20.7 ℃

DASY5 Configuration:
- Probe: EX3DV4 - SN3753; ConvF(7.15, 7.15, 7.15); Calibrated: 2015/04/24;
- Sensor-Surface: 1.4mm (Mechanical Surface Detection)
- Electronics: DAE4 Sn913; Calibrated: 2014/12/15
- Phantom: Front Phantom with CRP v5.0; Type: QD000P40CD; Serial: TP:1695
- Measurement SW: DASY52, Version 52.8 (8); SEMCAD X Version 14.6.10 (7331)

**Pin=250mW/Area Scan (61x81x1):** Interpolated grid: dx=1.200 mm, dy=1.200 mm
Maximum value of SAR (interpolated) = 19.1 W/kg

**Pin=250mW/Zoom Scan (7x7x7)/Cube 0:** Measurement grid: dx=5mm, dy=5mm, dz=5mm
Reference Value = 97.25 V/m; Power Drift = 0.14 dB
Peak SAR (extrapolated) = 26.0 W/kg
**SAR(1 g) = 13 W/kg; SAR(10 g) = 6 W/kg**
Maximum value of SAR (measured) = 19.6 W/kg

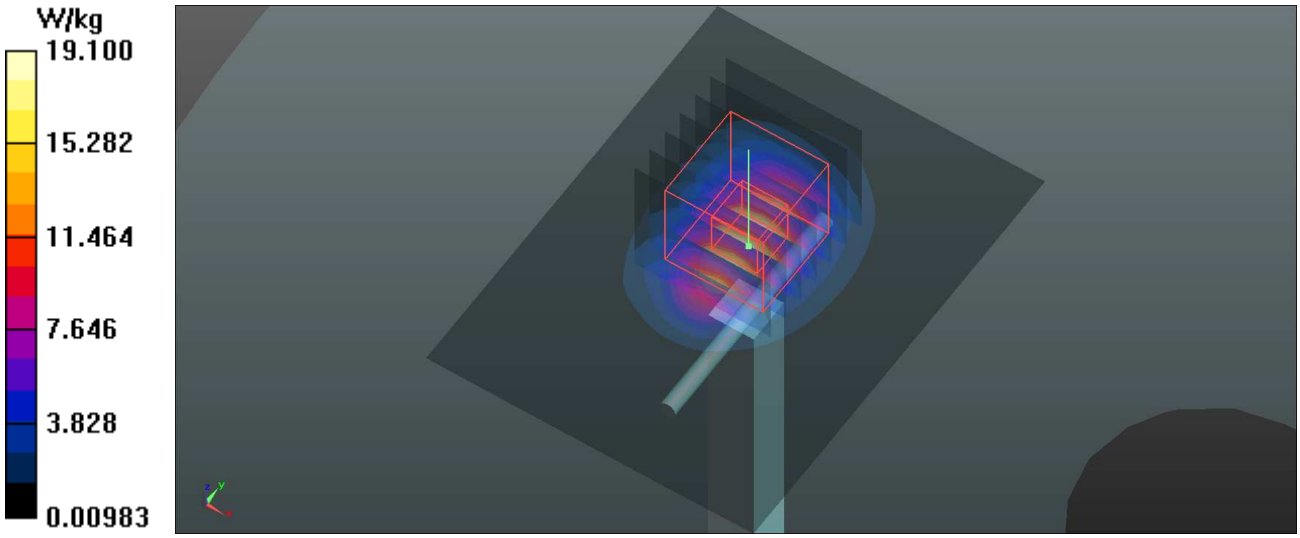

Test Laboratory: Bureau Veritas ADT SAR/HAC Testing Lab Date: 2015/09/29

## System Check_H2600_150929

**DUT: Dipole 2600 MHz; Type: D2600V2; SN: 1110**

Communication System: CW; Frequency: 2600 MHz;Duty Cycle: 1:1
Medium: H2600_0929 Medium parameters used: f = 2600 MHz; $\sigma$ = 1.987 S/m; $\varepsilon_r$ = 37.616; $\rho$ = 1000 kg/m$^3$
Ambient Temperature：21.8 ℃； Liquid Temperature：20.9 ℃

DASY5 Configuration:
- Probe: EX3DV4 - SN3753; ConvF(7.03, 7.03, 7.03); Calibrated: 2015/04/24;
- Sensor-Surface: 1.4mm (Mechanical Surface Detection)
- Electronics: DAE4 Sn913; Calibrated: 2014/12/15
- Phantom: Front Phantom with CRP v5.0; Type: QD000P40CD; Serial: TP:1695
- Measurement SW: DASY52, Version 52.8 (8); SEMCAD X Version 14.6.10 (7331)

**Pin=250mW/Area Scan (81x81x1):** Interpolated grid: dx=1.200 mm, dy=1.200 mm
Maximum value of SAR (interpolated) = 22.7 W/kg

**Pin=250mW/Zoom Scan (7x7x7)/Cube 0:** Measurement grid: dx=5mm, dy=5mm, dz=5mm
Reference Value = 110.1 V/m; Power Drift = 0.01 dB
Peak SAR (extrapolated) = 31.1 W/kg
**SAR(1 g) = 14.6 W/kg; SAR(10 g) = 6.48 W/kg**
Maximum value of SAR (measured) = 22.8 W/kg

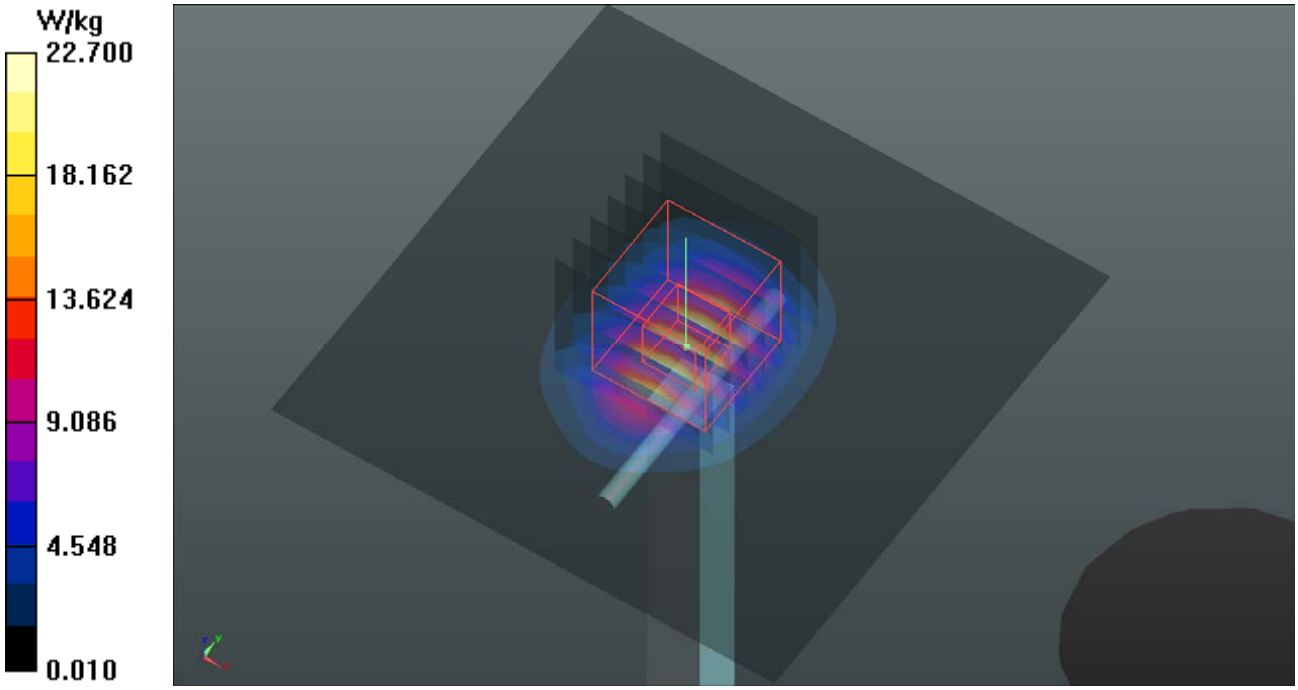

Test Laboratory: Bureau Veritas ADT SAR/HAC Testing Lab Date: 2015/09/21

## System Check_B835_150921

**DUT: Dipole:835 MHz; Type:D835V2; SN:4d120**

Communication System: CW; Frequency: 835 MHz;Duty Cycle: 1:1
Medium: B835_0921 Medium parameters used: f = 835 MHz; $\sigma$ = 0.954 S/m; $\varepsilon_r$ = 57.264; $\rho$ = 1000 kg/m$^3$
Ambient Temperature：21.6 ℃； Liquid Temperature：20.7 ℃

DASY5 Configuration:
- Probe: EX3DV4 - SN3753; ConvF(9.31, 9.31, 9.31); Calibrated: 2015/04/24;
- Sensor-Surface: 1.4mm (Mechanical Surface Detection)
- Electronics: DAE4 Sn913; Calibrated: 2014/12/15
- Phantom: Left Phantom with CRP v5.0; Type: QD000P40CD; Serial: TP:1722
- Measurement SW: DASY52, Version 52.8 (8); SEMCAD X Version 14.6.10 (7331)

**Pin=250mW/Area Scan (61x101x1):** Interpolated grid: dx=1.500 mm, dy=1.500 mm
Maximum value of SAR (interpolated) = 2.89 W/kg

**Pin=250mW/Zoom Scan (5x5x7)/Cube 0:** Measurement grid: dx=8mm, dy=8mm, dz=5mm
Reference Value = 57.14 V/m; Power Drift = -0.05 dB
Peak SAR (extrapolated) = 3.35 W/kg
**SAR(1 g) = 2.31 W/kg; SAR(10 g) = 1.55 W/kg**
Maximum value of SAR (measured) = 2.90 W/kg

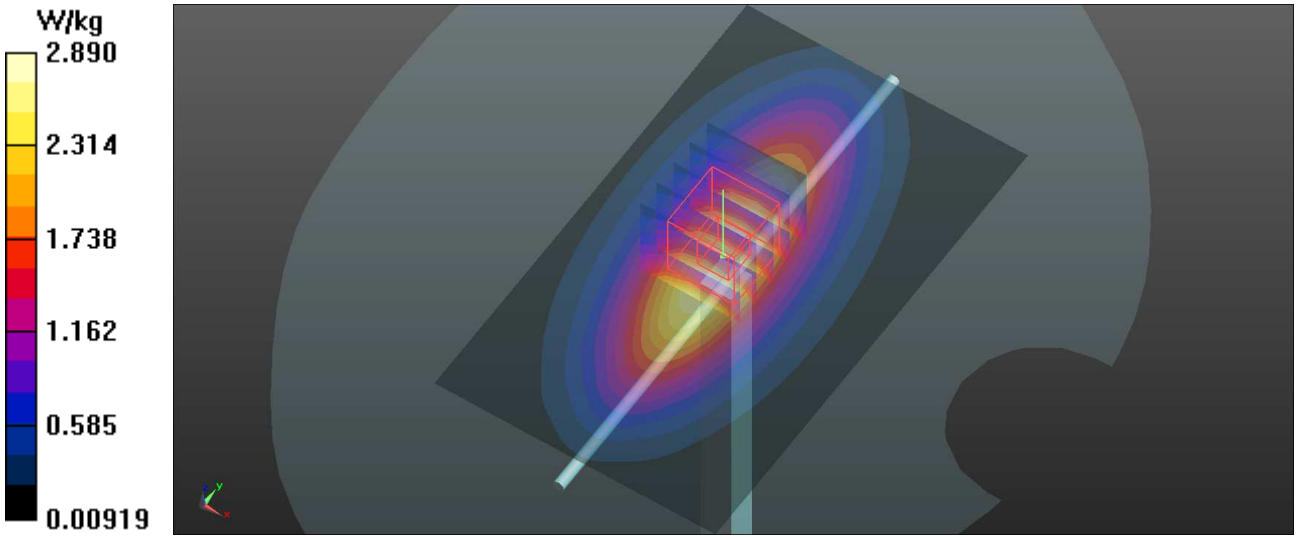

## System Check_B1750_150923

**DUT: Dipole 1750 MHz ;Type:D1750V2; SN:1023**

Communication System: CW; Frequency: 1750 MHz;Duty Cycle: 1:1
Medium: B1750_0923 Medium parameters used: f = 1750 MHz; $\sigma$ = 1.461 S/m; $\varepsilon_r$ = 54.257; $\rho$ = 1000 kg/m$^3$
Ambient Temperature：21.8 ℃； Liquid Temperature：20.9 ℃

DASY5 Configuration:
- Probe: EX3DV4 - SN3753; ConvF(7.7, 7.7, 7.7); Calibrated: 2015/04/24;
- Sensor-Surface: 1.4mm (Mechanical Surface Detection)
- Electronics: DAE4 Sn913; Calibrated: 2014/12/15
- Phantom: Front Phantom with CRP v5.0; Type: QD000P40CD; Serial: TP:1695
- Measurement SW: DASY52, Version 52.8 (8); SEMCAD X Version 14.6.10 (7331)

**Pin=250mW/Area Scan (61x61x1):** Interpolated grid: dx=1.500 mm, dy=1.500 mm
Maximum value of SAR (interpolated) = 13.3 W/kg

**Pin=250mW/Zoom Scan (5x5x7)/Cube 0:** Measurement grid: dx=8mm, dy=8mm, dz=5mm
Reference Value = 89.62 V/m; Power Drift = 0.08 dB
Peak SAR (extrapolated) = 16.5 W/kg
**SAR(1 g) = 9.69 W/kg; SAR(10 g) = 5.3 W/kg**
Maximum value of SAR (measured) = 13.4 W/kg

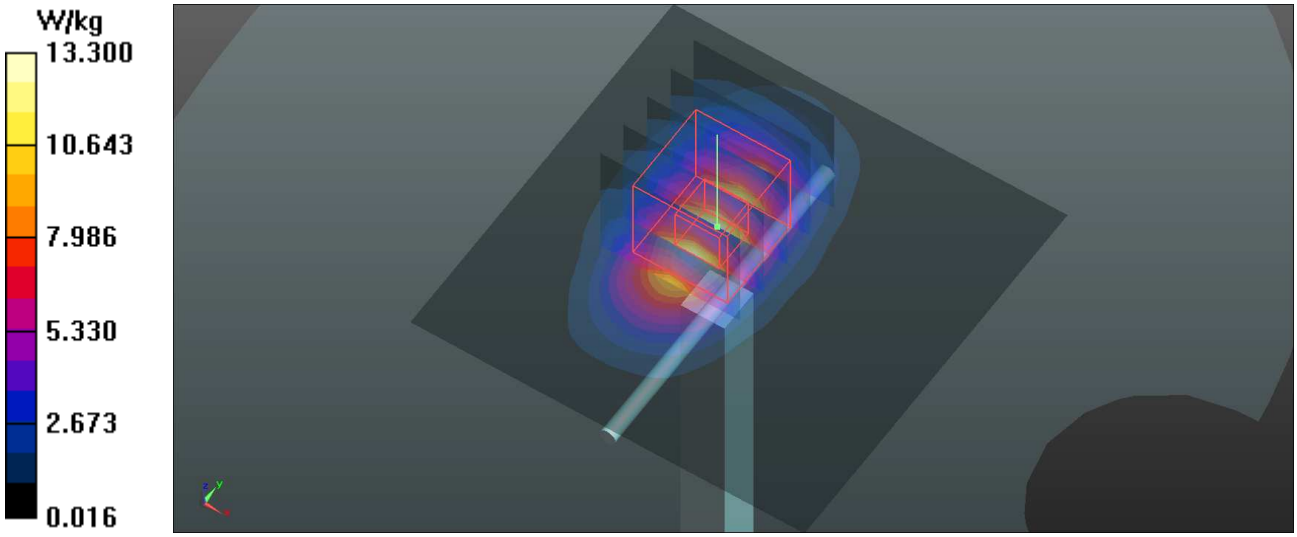

Test Laboratory: Bureau Veritas ADT SAR/HAC Testing Lab Date: 2015/09/22

## System Check_B1900_150922

### DUT: Dipole:1900MHz; Type:D1900V2; SN:5d142

Communication System: CW; Frequency: 1900 MHz;Duty Cycle: 1:1
Medium: B1900_0922 Medium parameters used: f = 1900 MHz; $\sigma$ = 1.552 S/m; $\varepsilon_r$ = 54.013; $\rho$ = 1000 kg/m$^3$
Ambient Temperature：23.1 ℃； Liquid Temperature：22.2 ℃

DASY5 Configuration:
- Probe: EX3DV4 - SN3753; ConvF(7.48, 7.48, 7.48); Calibrated: 2015/04/24;
- Sensor-Surface: 1.4mm (Mechanical Surface Detection)
- Electronics: DAE4 Sn913; Calibrated: 2014/12/15
- Phantom: Front Phantom with CRP v5.0; Type: QD000P40CD; Serial: TP:1695
- Measurement SW: DASY52, Version 52.8 (8); SEMCAD X Version 14.6.10 (7331)

**Pin=250mW/Area Scan (61x61x1):** Interpolated grid: dx=1.500 mm, dy=1.500 mm
Maximum value of SAR (interpolated) = 14.1 W/kg

**Pin=250mW/Zoom Scan (5x5x7)/Cube 0:** Measurement grid: dx=8mm, dy=8mm, dz=5mm
Reference Value = 90.48 V/m; Power Drift = 0.14 dB
Peak SAR (extrapolated) = 17.9 W/kg
**SAR(1 g) = 10.3 W/kg; SAR(10 g) = 5.43 W/kg**
Maximum value of SAR (measured) = 14.5 W/kg

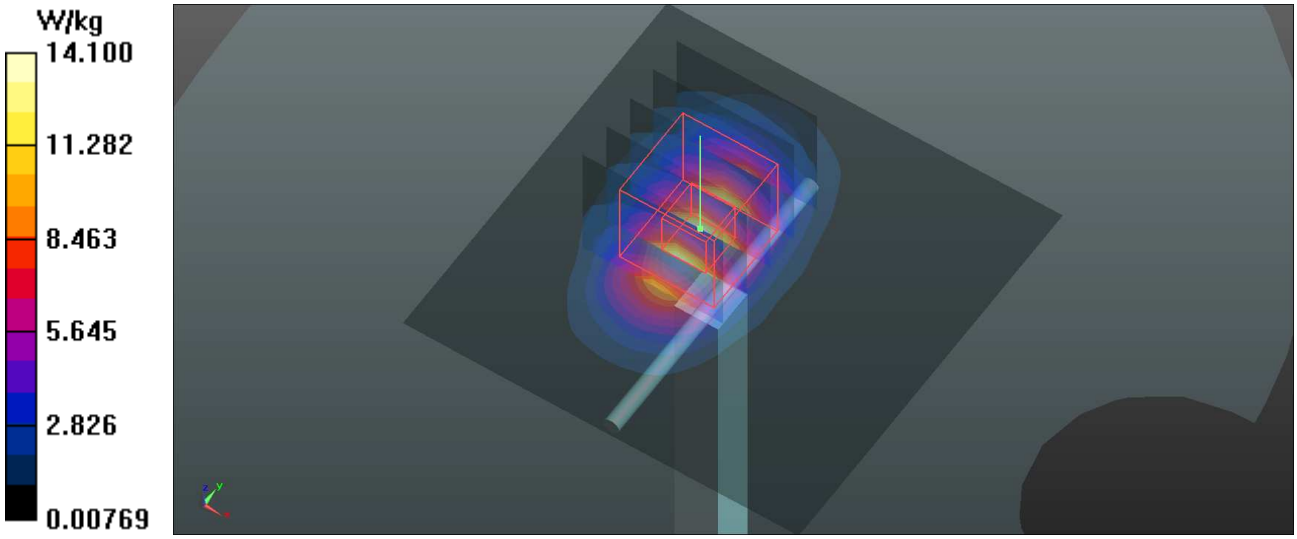

Test Laboratory: Bureau Veritas ADT SAR/HAC Testing Lab Date: 2015/09/24

## System Check_B2450_150924

**DUT: Dipole 2450 MHz; Type:D2450V2; SN:869**

Communication System: CW; Frequency: 2450 MHz;Duty Cycle: 1:1
Medium: B2450_0924 Medium parameters used: f = 2450 MHz; $\sigma$ = 1.902 S/m; $\varepsilon_r$ = 51.459; $\rho$ = 1000 kg/m$^3$
Ambient Temperature：21.5 ℃； Liquid Temperature：20.6 ℃

DASY5 Configuration:
- Probe: EX3DV4 - SN3753; ConvF(7.22, 7.22, 7.22); Calibrated: 2015/04/24;
- Sensor-Surface: 1.4mm (Mechanical Surface Detection)
- Electronics: DAE4 Sn913; Calibrated: 2014/12/15
- Phantom: Front Phantom with CRP v5.0; Type: QD000P40CD; Serial: TP:1695
- Measurement SW: DASY52, Version 52.8 (8); SEMCAD X Version 14.6.10 (7331)

**Pin=250mW/Area Scan (61x81x1):** Interpolated grid: dx=1.200 mm, dy=1.200 mm
Maximum value of SAR (interpolated) = 21.0 W/kg

**Pin=250mW/Zoom Scan (7x7x7)/Cube 0:** Measurement grid: dx=5mm, dy=5mm, dz=5mm
Reference Value = 98.16 V/m; Power Drift = 0.14 dB
Peak SAR (extrapolated) = 26.2 W/kg
**SAR(1 g) = 13.5 W/kg; SAR(10 g) = 6.37 W/kg**
Maximum value of SAR (measured) = 20.1 W/kg

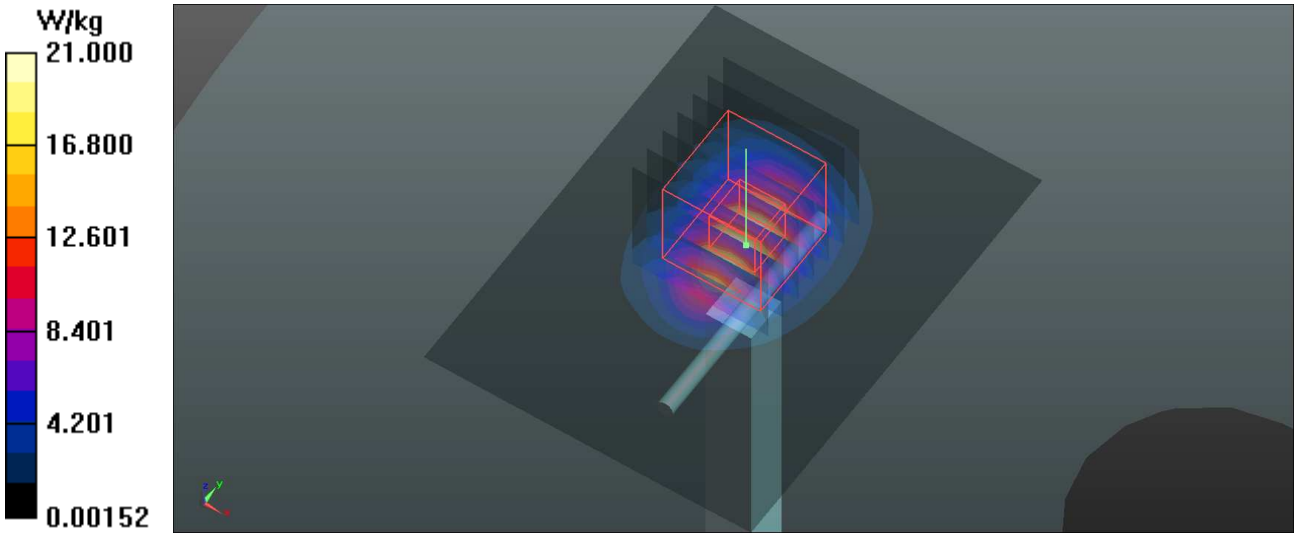

Test Laboratory: Bureau Veritas ADT SAR/HAC Testing Lab Date: 2015/09/29

## System Check_B2600_150929

**DUT: Dipole 2600 MHz; Type: D2600V2; SN: 1110**

Communication System: CW; Frequency: 2600 MHz;Duty Cycle: 1:1
Medium: B2600_0929 Medium parameters used: f = 2600 MHz; $\sigma$ = 2.208 S/m; $\varepsilon_r$ = 52.423; $\rho$ = 1000 kg/m$^3$
Ambient Temperature：21.8 ℃； Liquid Temperature：20.9 ℃

DASY5 Configuration:
- Probe: EX3DV4 - SN3753; ConvF(7.16, 7.16, 7.16); Calibrated: 2015/04/24;
- Sensor-Surface: 1.4mm (Mechanical Surface Detection)
- Electronics: DAE4 Sn913; Calibrated: 2014/12/15
- Phantom: Front Phantom with CRP v5.0; Type: QD000P40CD; Serial: TP:1695
- Measurement SW: DASY52, Version 52.8 (8); SEMCAD X Version 14.6.10 (7331)

**Pin=250mW/Area Scan (81x81x1):** Interpolated grid: dx=1.200 mm, dy=1.200 mm
Maximum value of SAR (interpolated) = 22.0 W/kg

**Pin=250mW/Zoom Scan (7x7x7)/Cube 0:** Measurement grid: dx=5mm, dy=5mm, dz=5mm
Reference Value = 98.57 V/m; Power Drift = 0.02 dB
Peak SAR (extrapolated) = 30.1 W/kg
**SAR(1 g) = 13.8 W/kg; SAR(10 g) = 6.14 W/kg**
Maximum value of SAR (measured) = 21.6 W/kg

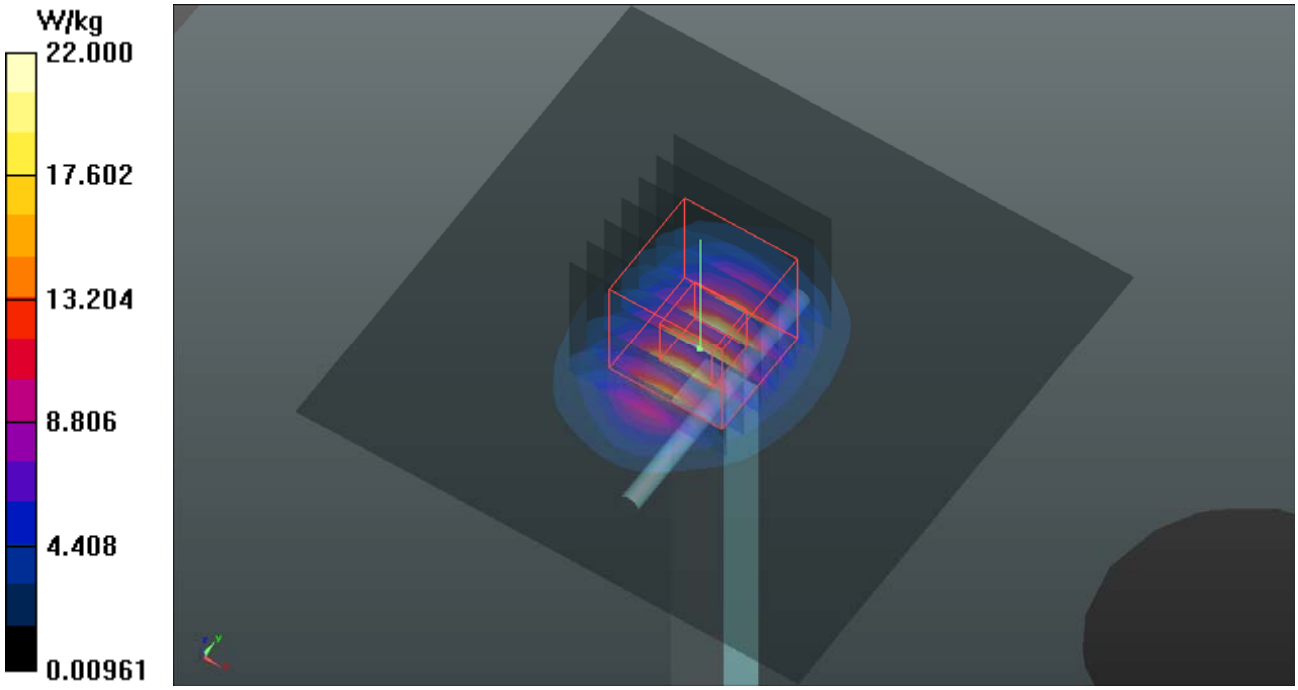

# Appendix B. SAR Plots of SAR Measurement

The SAR plots for highest measured SAR in each exposure configuration, wireless mode and frequency band combination, and measured SAR > 1.5 W/kg are shown as follows.

## P01 GSM850_GSM_Right Cheek_Ch189

**DUT: 150915W002**

Communication System: GSM; Frequency: 836.4 MHz;Duty Cycle: 1:8.3
Medium: H835_0918 Medium parameters used: f = 836.4 MHz; $\sigma$ = 0.902 S/m; $\varepsilon_r$ = 43.136; $\rho$ = 1000 kg/m$^3$
Ambient Temperature：21.8 ℃； Liquid Temperature：20.8 ℃

DASY5 Configuration:
- Probe: EX3DV4 - SN3753; ConvF(9.04, 9.04, 9.04); Calibrated: 2015/04/24;
- Sensor-Surface: 1.4mm (Mechanical Surface Detection)
- Electronics: DAE4 Sn913; Calibrated: 2014/12/15
- Phantom: Left Phantom with CRP v5.0; Type: QD000P40CD; Serial: TP:1722
- Measurement SW: DASY52, Version 52.8 (8); SEMCAD X Version 14.6.10 (7331)

**- Area Scan (71x111x1):** Interpolated grid: dx=1.500 mm, dy=1.500 mm
Maximum value of SAR (interpolated) = 0.444 W/kg

**- Zoom Scan (5x5x7)/Cube 0:** Measurement grid: dx=8mm, dy=8mm, dz=5mm
Reference Value = 5.582 V/m; Power Drift = 0.02 dB
Peak SAR (extrapolated) = 0.477 W/kg
**SAR(1 g) = 0.369 W/kg; SAR(10 g) = 0.282 W/kg**
Maximum value of SAR (measured) = 0.437 W/kg



Test Laboratory: Bureau Veritas ADT SAR/HAC Testing Lab Date: 2015/09/21

## P02 GSM1900_GSM_Left Cheek_Ch512

**DUT: 150915W002**

Communication System: GSM; Frequency: 1850.2 MHz;Duty Cycle: 1:8.3
Medium: H1900_0921 Medium parameters used: f = 1850.2 MHz; $\sigma$ = 1.388 S/m; $\varepsilon_r$ = 41.495; $\rho$ = 1000 kg/m$^3$
Ambient Temperature：21.7 ℃； Liquid Temperature：20.8 ℃

DASY5 Configuration:
- Probe: EX3DV4 - SN3753; ConvF(7.71, 7.71, 7.71); Calibrated: 2015/04/24;
- Sensor-Surface: 1.4mm (Mechanical Surface Detection)
- Electronics: DAE4 Sn913; Calibrated: 2014/12/15
- Phantom: Front Phantom with CRP v5.0; Type: QD000P40CD; Serial: TP:1695
- Measurement SW: DASY52, Version 52.8 (8); SEMCAD X Version 14.6.10 (7331)

**- Area Scan (71x111x1):** Interpolated grid: dx=1.500 mm, dy=1.500 mm
Maximum value of SAR (interpolated) = 0.249 W/kg

**- Zoom Scan (5x5x7)/Cube 0:** Measurement grid: dx=8mm, dy=8mm, dz=5mm
Reference Value = 5.480 V/m; Power Drift = -0.08 dB
Peak SAR (extrapolated) = 0.276 W/kg
**SAR(1 g) = 0.179 W/kg; SAR(10 g) = 0.111 W/kg**
Maximum value of SAR (measured) = 0.240 W/kg



## P03 WCDMA II_RMC12.2K_Left Cheek_Ch9538

**DUT: 150915W002**

Communication System: WCDMA; Frequency: 1907.6 MHz;Duty Cycle: 1:1
Medium: H1900_0921 Medium parameters used: f = 1908 MHz; $\sigma$ = 1.444 S/m; $\varepsilon_r$ = 41.295; $\rho$ = 1000 kg/m$^3$
Ambient Temperature：21.7 ℃; Liquid Temperature：20.8 ℃

DASY5 Configuration:
- Probe: EX3DV4 - SN3753; ConvF(7.71, 7.71, 7.71); Calibrated: 2015/04/24;
- Sensor-Surface: 1.4mm (Mechanical Surface Detection)
- Electronics: DAE4 Sn913; Calibrated: 2014/12/15
- Phantom: Front Phantom with CRP v5.0; Type: QD000P40CD; Serial: TP:1695
- Measurement SW: DASY52, Version 52.8 (8); SEMCAD X Version 14.6.10 (7331)

**- Area Scan (71x111x1):** Interpolated grid: dx=1.500 mm, dy=1.500 mm
Maximum value of SAR (interpolated) = 0.373 W/kg

**- Zoom Scan (5x5x7)/Cube 0:** Measurement grid: dx=8mm, dy=8mm, dz=5mm
Reference Value = 6.063 V/m; Power Drift = 0.02 dB
Peak SAR (extrapolated) = 0.425 W/kg
**SAR(1 g) = 0.262 W/kg; SAR(10 g) = 0.159 W/kg**
Maximum value of SAR (measured) = 0.366 W/kg



## P04 WCDMA V_RMC12.2K_Right Cheek_Ch4132

**DUT: 150915W002**

Communication System: WCDMA; Frequency: 826.4 MHz;Duty Cycle: 1:1
Medium: H835_0918 Medium parameters used: f = 826.4 MHz; $\sigma$ = 0.892 S/m; $\varepsilon_r$ = 43.258; $\rho$ = 1000 kg/m$^3$
Ambient Temperature：21.8 ℃; Liquid Temperature：20.8 ℃

DASY5 Configuration:
- Probe: EX3DV4 - SN3753; ConvF(9.04, 9.04, 9.04); Calibrated: 2015/04/24;
- Sensor-Surface: 1.4mm (Mechanical Surface Detection)
- Electronics: DAE4 Sn913; Calibrated: 2014/12/15
- Phantom: Left Phantom with CRP v5.0; Type: QD000P40CD; Serial: TP:1722
- Measurement SW: DASY52, Version 52.8 (8); SEMCAD X Version 14.6.10 (7331)

**- Area Scan (71x111x1):** Interpolated grid: dx=1.500 mm, dy=1.500 mm
Maximum value of SAR (interpolated) = 0.366 W/kg

**- Zoom Scan (5x5x7)/Cube 0:** Measurement grid: dx=8mm, dy=8mm, dz=5mm
Reference Value = 5.003 V/m; Power Drift = 0.07 dB
Peak SAR (extrapolated) = 0.391 W/kg
**SAR(1 g) = 0.304 W/kg; SAR(10 g) = 0.232 W/kg**
Maximum value of SAR (measured) = 0.356 W/kg



## P05 LTE 2_QPSK20M_Left Cheek_Ch18700_1RB_OS0

**DUT: 150915W002**

Communication System: LTE; Frequency: 1860 MHz;Duty Cycle: 1:1
Medium: H1900_0921 Medium parameters used: f = 1860 MHz; $\sigma$ = 1.396 S/m; $\varepsilon_r$ = 41.461; $\rho$ = 1000 kg/m$^3$
Ambient Temperature：21.7 ℃; Liquid Temperature：20.8 ℃

DASY5 Configuration:
- Probe: EX3DV4 - SN3753; ConvF(7.71, 7.71, 7.71); Calibrated: 2015/04/24;
- Sensor-Surface: 1.4mm (Mechanical Surface Detection)
- Electronics: DAE4 Sn913; Calibrated: 2014/12/15
- Phantom: Front Phantom with CRP v5.0; Type: QD000P40CD; Serial: TP:1695
- Measurement SW: DASY52, Version 52.8 (8); SEMCAD X Version 14.6.10 (7331)

**- Area Scan (71x111x1):** Interpolated grid: dx=1.500 mm, dy=1.500 mm
Maximum value of SAR (interpolated) = 0.722 W/kg

**- Zoom Scan (5x5x7)/Cube 0:** Measurement grid: dx=8mm, dy=8mm, dz=5mm
Reference Value = 8.147 V/m; Power Drift = 0.15 dB
Peak SAR (extrapolated) = 0.776 W/kg
**SAR(1 g) = 0.506 W/kg; SAR(10 g) = 0.318 W/kg**
Maximum value of SAR (measured) = 0.681 W/kg



## P06 LTE 4_QPSK20M_Left Cheek_Ch20175_50RB_OS0

**DUT: 150915W002**

Communication System: LTE; Frequency: 1732.5 MHz;Duty Cycle: 1:1
Medium: H1750_0921 Medium parameters used: f = 1732.5 MHz; $\sigma$ = 1.326 S/m; $\varepsilon_r$ = 41.877; $\rho$ = 1000 kg/m$^3$
Ambient Temperature：21.6 ℃； Liquid Temperature：20.7 ℃

DASY5 Configuration:
- Probe: EX3DV4 - SN3753; ConvF(8.07, 8.07, 8.07); Calibrated: 2015/04/24;
- Sensor-Surface: 1.4mm (Mechanical Surface Detection)
- Electronics: DAE4 Sn913; Calibrated: 2014/12/15
- Phantom: Front Phantom with CRP v5.0; Type: QD000P40CD; Serial: TP:1695
- Measurement SW: DASY52, Version 52.8 (8); SEMCAD X Version 14.6.10 (7331)

**- Area Scan (71x111x1):** Interpolated grid: dx=1.500 mm, dy=1.500 mm
Maximum value of SAR (interpolated) = 0.681 W/kg

**- Zoom Scan (5x5x7)/Cube 0:** Measurement grid: dx=8mm, dy=8mm, dz=5mm
Reference Value = 8.606 V/m; Power Drift = 0.11 dB
Peak SAR (extrapolated) = 0.729 W/kg
**SAR(1 g) = 0.497 W/kg; SAR(10 g) = 0.323 W/kg**
Maximum value of SAR (measured) = 0.651 W/kg



## P07 LTE 7_QPSK20M_Left Cheek_Ch21350_1RB_OS0

**DUT: 150915W002**

Communication System: LTE; Frequency: 2560 MHz;Duty Cycle: 1:1
Medium: H2600_0929 Medium parameters used: f = 2560 MHz; $\sigma$ = 1.947 S/m; $\varepsilon_r$ = 37.786; $\rho$ = 1000 kg/m$^3$
Ambient Temperature：21.8 ℃; Liquid Temperature：20.9 ℃

DASY5 Configuration:
- Probe: EX3DV4 - SN3753; ConvF(7.03, 7.03, 7.03); Calibrated: 2015/04/24;
- Sensor-Surface: 1.4mm (Mechanical Surface Detection)
- Electronics: DAE4 Sn913; Calibrated: 2014/12/15
- Phantom: Front Phantom with CRP v5.0; Type: QD000P40CD; Serial: TP:1695
- Measurement SW: DASY52, Version 52.8 (8); SEMCAD X Version 14.6.10 (7331)

**- Area Scan (91x131x1):** Interpolated grid: dx=1.200 mm, dy=1.200 mm
Maximum value of SAR (interpolated) = 0.256 W/kg

**- Zoom Scan (5x5x7)/Cube 0:** Measurement grid: dx=8mm, dy=8mm, dz=5mm
Reference Value = 2.444 V/m; Power Drift = 0.06 dB
Peak SAR (extrapolated) = 0.297 W/kg
**SAR(1 g) = 0.167 W/kg; SAR(10 g) = 0.089 W/kg**
Maximum value of SAR (measured) = 0.246 W/kg



## P08 802.11b_Left Cheek_Ch6

**DUT: 150915W002**

Communication System: 802.11b; Frequency: 2437 MHz;Duty Cycle: 1:1
Medium: H2450_0923 Medium parameters used: f = 2437 MHz; $\sigma$ = 1.816 S/m; $\varepsilon_r$ = 38.765; $\rho$ = 1000 kg/m$^3$
Ambient Temperature：21.6 ℃； Liquid Temperature：20.7 ℃

DASY5 Configuration:
- Probe: EX3DV4 - SN3753; ConvF(7.15, 7.15, 7.15); Calibrated: 2015/04/24;
- Sensor-Surface: 1.4mm (Mechanical Surface Detection)
- Electronics: DAE4 Sn913; Calibrated: 2014/12/15
- Phantom: Front Phantom with CRP v5.0; Type: QD000P40CD; Serial: TP:1695
- Measurement SW: DASY52, Version 52.8 (8); SEMCAD X Version 14.6.10 (7331)

**- Area Scan (91x131x1):** Interpolated grid: dx=1.200 mm, dy=1.200 mm
Maximum value of SAR (interpolated) = 1.07 W/kg

**- Zoom Scan (5x5x7)/Cube 0:** Measurement grid: dx=8mm, dy=8mm, dz=5mm
Reference Value = 11.38 V/m; Power Drift = 0.06 dB
Peak SAR (extrapolated) = 1.20 W/kg
**SAR(1 g) = 0.598 W/kg; SAR(10 g) = 0.291 W/kg**
Maximum value of SAR (measured) = 0.943 W/kg



Test Laboratory: Bureau Veritas ADT SAR/HAC Testing Lab Date: 2015/09/21

## P09 GSM850_GSM_Rear Face_1cm_Ch189

**DUT: 150915W002**

Communication System: GSM; Frequency: 836.4 MHz;Duty Cycle: 1:8.3
Medium: B835_0921 Medium parameters used: f = 836.4 MHz; $\sigma$ = 0.956 S/m; $\varepsilon_r$ = 57.253; $\rho$ = 1000 kg/m$^3$
Ambient Temperature：21.6 ℃； Liquid Temperature：20.7 ℃

DASY5 Configuration:
- Probe: EX3DV4 - SN3753; ConvF(9.31, 9.31, 9.31); Calibrated: 2015/04/24;
- Sensor-Surface: 1.4mm (Mechanical Surface Detection)
- Electronics: DAE4 Sn913; Calibrated: 2014/12/15
- Phantom: Left Phantom with CRP v5.0; Type: QD000P40CD; Serial: TP:1722
- Measurement SW: DASY52, Version 52.8 (8); SEMCAD X Version 14.6.10 (7331)

**- Area Scan (71x111x1):** Interpolated grid: dx=1.500 mm, dy=1.500 mm
Maximum value of SAR (interpolated) = 0.702 W/kg

**- Zoom Scan (5x5x7)/Cube 0:** Measurement grid: dx=8mm, dy=8mm, dz=5mm
Reference Value = 23.99 V/m; Power Drift = 0.02 dB
Peak SAR (extrapolated) = 0.774 W/kg
**SAR(1 g) = 0.579 W/kg; SAR(10 g) = 0.443 W/kg**
Maximum value of SAR (measured) = 0.700 W/kg

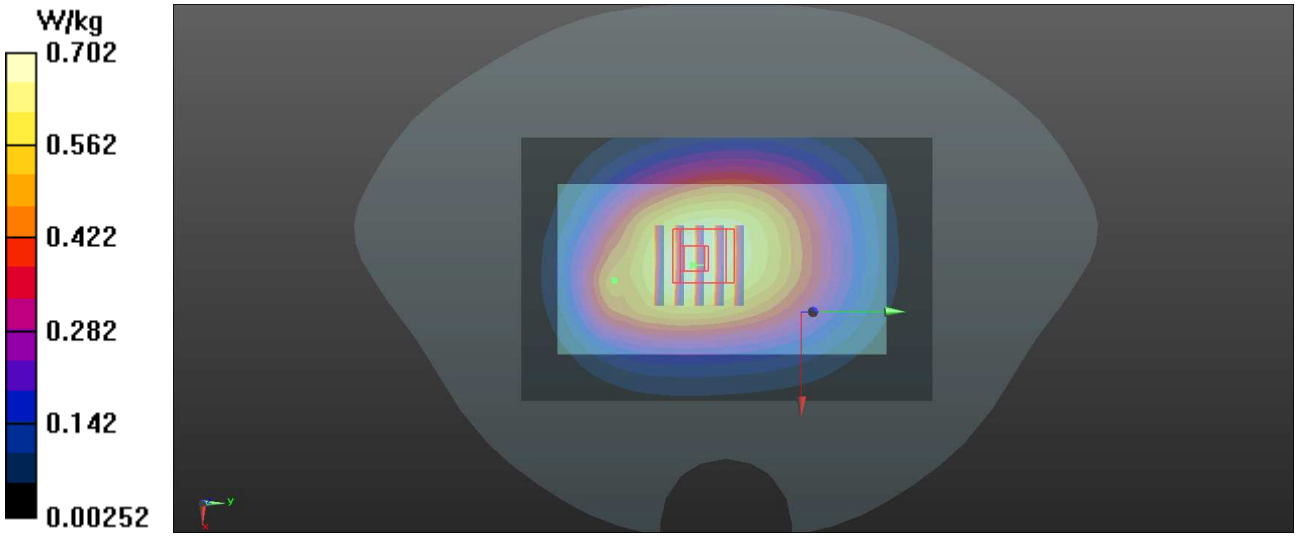

## P10 GSM1900_GSM_Front Face_1cm_Ch512

**DUT: 150915W002**

Communication System: GSM; Frequency: 1850.2 MHz;Duty Cycle: 1:8.3
Medium: B1900_0922 Medium parameters used: f = 1850.2 MHz; $\sigma$ = 1.495 S/m; $\varepsilon_r$ = 54.179; $\rho$ = 1000 kg/m$^3$
Ambient Temperature：23.1 ℃； Liquid Temperature：22.2 ℃

DASY5 Configuration:
- Probe: EX3DV4 - SN3753; ConvF(7.48, 7.48, 7.48); Calibrated: 2015/04/24;
- Sensor-Surface: 1.4mm (Mechanical Surface Detection)
- Electronics: DAE4 Sn913; Calibrated: 2014/12/15
- Phantom: Front Phantom with CRP v5.0; Type: QD000P40CD; Serial: TP:1695
- Measurement SW: DASY52, Version 52.8 (8); SEMCAD X Version 14.6.10 (7331)

**- Area Scan (71x111x1):** Interpolated grid: dx=1.500 mm, dy=1.500 mm
Maximum value of SAR (interpolated) = 0.364 W/kg

**- Zoom Scan (5x5x7)/Cube 0:** Measurement grid: dx=8mm, dy=8mm, dz=5mm
Reference Value = 5.298 V/m; Power Drift = 0.15 dB
Peak SAR (extrapolated) = 0.411 W/kg
**SAR(1 g) = 0.251 W/kg; SAR(10 g) = 0.150 W/kg**
Maximum value of SAR (measured) = 0.361 W/kg

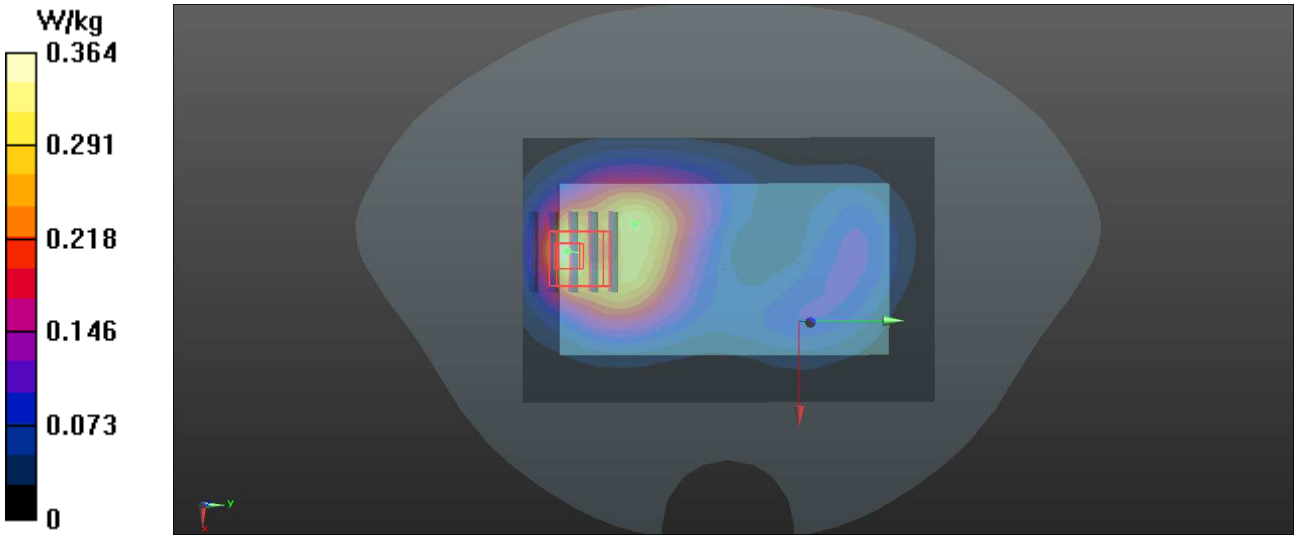

## P11 WCDMA II_RMC12.2K_Rear Face_1cm_Ch9538

**DUT: 150915W002**

Communication System: WCDMA; Frequency: 1907.6 MHz;Duty Cycle: 1:1
Medium: B1900_0922 Medium parameters used: f = 1908 MHz; $\sigma$ = 1.56 S/m; $\varepsilon_r$ = 53.988; $\rho$ = 1000 kg/m$^3$
Ambient Temperature：23.1 ℃； Liquid Temperature：22.2 ℃

DASY5 Configuration:
- Probe: EX3DV4 - SN3753; ConvF(7.48, 7.48, 7.48); Calibrated: 2015/04/24;
- Sensor-Surface: 1.4mm (Mechanical Surface Detection)
- Electronics: DAE4 Sn913; Calibrated: 2014/12/15
- Phantom: Front Phantom with CRP v5.0; Type: QD000P40CD; Serial: TP:1695
- Measurement SW: DASY52, Version 52.8 (8); SEMCAD X Version 14.6.10 (7331)

**- Area Scan (71x111x1):** Interpolated grid: dx=1.500 mm, dy=1.500 mm
Maximum value of SAR (interpolated) = 0.739 W/kg

**- Zoom Scan (5x5x7)/Cube 0:** Measurement grid: dx=8mm, dy=8mm, dz=5mm
Reference Value = 8.506 V/m; Power Drift = -0.02 dB
Peak SAR (extrapolated) = 0.849 W/kg
**SAR(1 g) = 0.503 W/kg; SAR(10 g) = 0.285 W/kg**
Maximum value of SAR (measured) = 0.734 W/kg

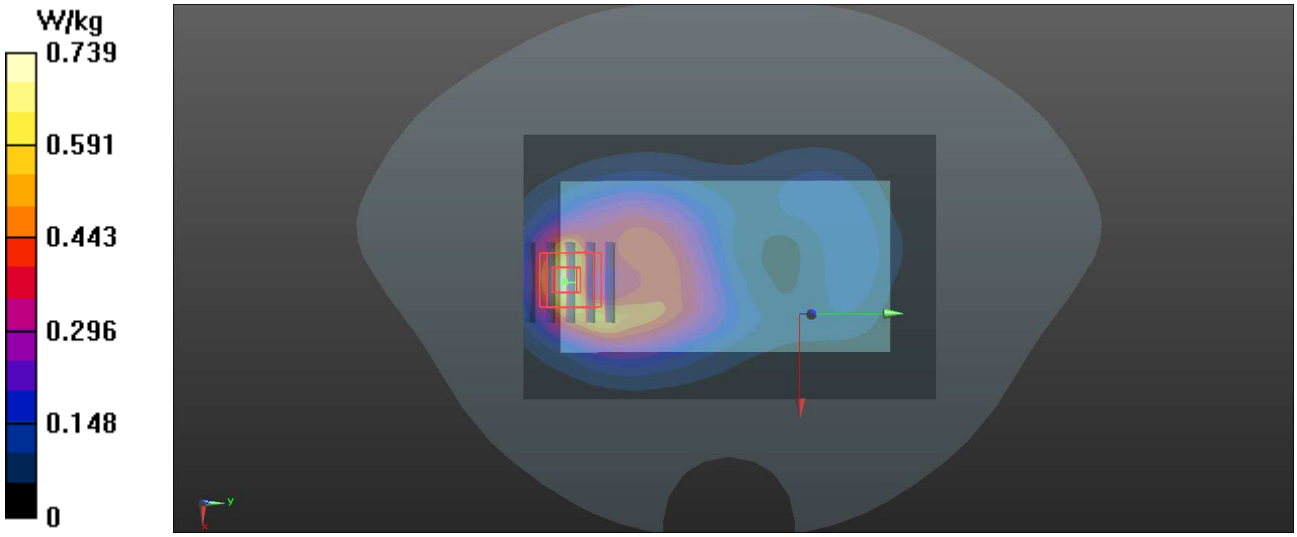

## P12 LTE 2_QPSK20M_Front Face_1cm_Ch18700_1RB_OS0

**DUT: 150915W002**

Communication System: LTE; Frequency: 1860 MHz;Duty Cycle: 1:1
Medium: B1900_0922 Medium parameters used: f = 1860 MHz; $\sigma$ = 1.506 S/m; $\varepsilon_r$ = 54.136; $\rho$ = 1000 kg/m$^3$
Ambient Temperature：23.1 ℃； Liquid Temperature：22.2 ℃

DASY5 Configuration:
- Probe: EX3DV4 - SN3753; ConvF(7.48, 7.48, 7.48); Calibrated: 2015/04/24;
- Sensor-Surface: 1.4mm (Mechanical Surface Detection)
- Electronics: DAE4 Sn913; Calibrated: 2014/12/15
- Phantom: Front Phantom with CRP v5.0; Type: QD000P40CD; Serial: TP:1695
- Measurement SW: DASY52, Version 52.8 (8); SEMCAD X Version 14.6.10 (7331)

**- Area Scan (71x111x1):** Interpolated grid: dx=1.500 mm, dy=1.500 mm
Maximum value of SAR (interpolated) = 0.945 W/kg

**- Zoom Scan (5x5x7)/Cube 0:** Measurement grid: dx=8mm, dy=8mm, dz=5mm
Reference Value = 8.293 V/m; Power Drift = -0.01 dB
Peak SAR (extrapolated) = 1.04 W/kg
**SAR(1 g) = 0.631 W/kg; SAR(10 g) = 0.369 W/kg**
Maximum value of SAR (measured) = 0.910 W/kg

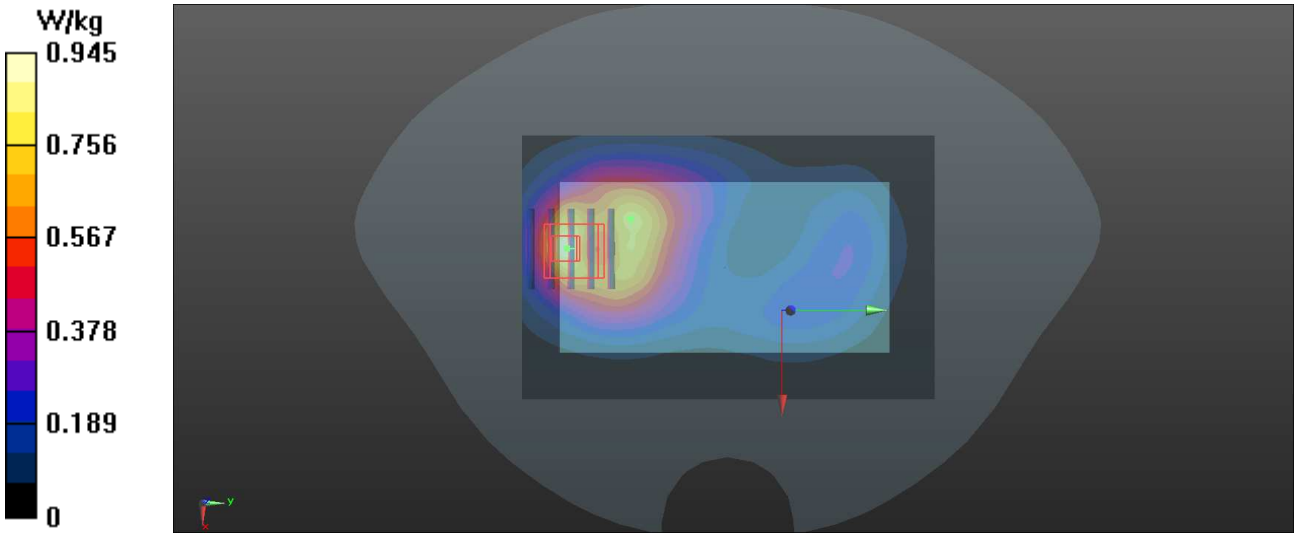

## P13 LTE 7_QPSK20M_Rear Face_1cm_Ch21350_1RB_OS0

**DUT: 150915W002**

Communication System: LTE; Frequency: 2560 MHz;Duty Cycle: 1:1
Medium: B2600_0929 Medium parameters used: f = 2560 MHz; $\sigma$ = 2.156 S/m; $\varepsilon_r$ = 52.586; $\rho$ = 1000 kg/m$^3$
Ambient Temperature：21.8 ℃; Liquid Temperature：20.9 ℃

DASY5 Configuration:
- Probe: EX3DV4 - SN3753; ConvF(7.16, 7.16, 7.16); Calibrated: 2015/04/24;
- Sensor-Surface: 1.4mm (Mechanical Surface Detection)
- Electronics: DAE4 Sn913; Calibrated: 2014/12/15
- Phantom: Front Phantom with CRP v5.0; Type: QD000P40CD; Serial: TP:1695
- Measurement SW: DASY52, Version 52.8 (8); SEMCAD X Version 14.6.10 (7331)

**- Area Scan (91x131x1):** Interpolated grid: dx=1.200 mm, dy=1.200 mm
Maximum value of SAR (interpolated) = 0.991 W/kg

**- Zoom Scan (5x5x7)/Cube 0:** Measurement grid: dx=8mm, dy=8mm, dz=5mm
Reference Value = 3.168 V/m; Power Drift = 0.04 dB
Peak SAR (extrapolated) = 1.08 W/kg
**SAR(1 g) = 0.579 W/kg; SAR(10 g) = 0.279 W/kg**
Maximum value of SAR (measured) = 0.899 W/kg

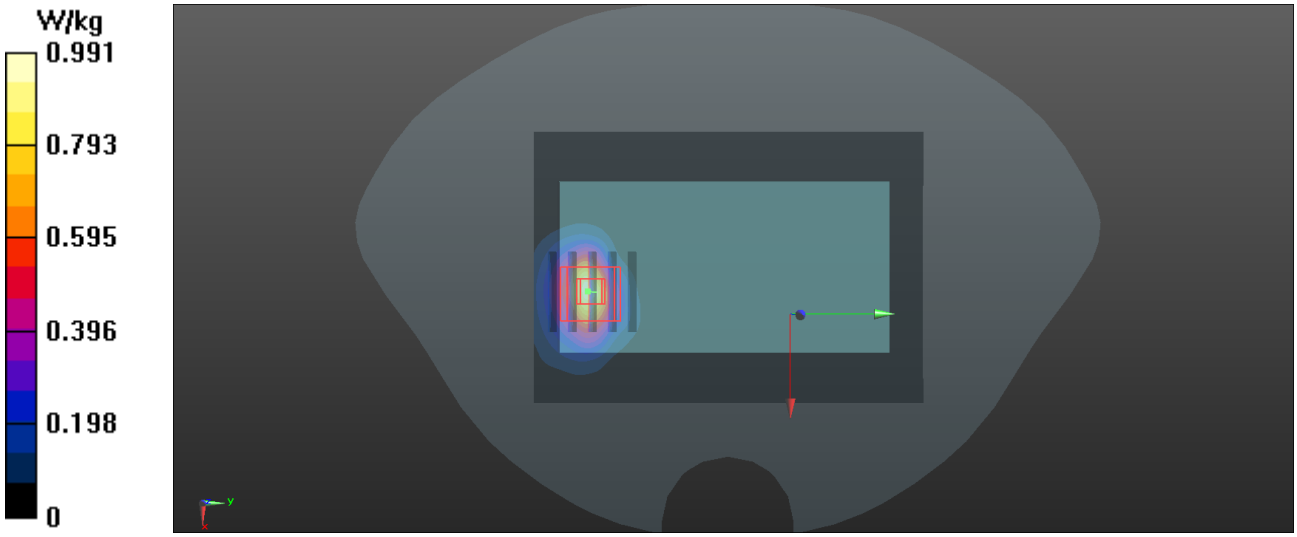

## P14 GSM850_GPRS12_Rear Face_1cm_Ch251

**DUT: 150915W002**

Communication System: GPRS12 ; Frequency: 848.8 MHz;Duty Cycle: 1:2
Medium: B835_0921 Medium parameters used: f = 849 MHz; $\sigma$ = 0.968 S/m; $\varepsilon_r$ = 57.137; $\rho$ = 1000 kg/m$^3$
Ambient Temperature：21.6 ℃； Liquid Temperature：20.7 ℃

DASY5 Configuration:
- Probe: EX3DV4 - SN3753; ConvF(9.31, 9.31, 9.31); Calibrated: 2015/04/24;
- Sensor-Surface: 1.4mm (Mechanical Surface Detection)
- Electronics: DAE4 Sn913; Calibrated: 2014/12/15
- Phantom: Left Phantom with CRP v5.0; Type: QD000P40CD; Serial: TP:1722
- Measurement SW: DASY52, Version 52.8 (8); SEMCAD X Version 14.6.10 (7331)

**- Area Scan (71x111x1):** Interpolated grid: dx=1.500 mm, dy=1.500 mm
Maximum value of SAR (interpolated) = 1.32 W/kg

**- Zoom Scan (5x5x7)/Cube 0:** Measurement grid: dx=8mm, dy=8mm, dz=5mm
Reference Value = 33.31 V/m; Power Drift = -0.01 dB
Peak SAR (extrapolated) = 1.46 W/kg
**SAR(1 g) = 1.09 W/kg; SAR(10 g) = 0.829 W/kg**
Maximum value of SAR (measured) = 1.32 W/kg

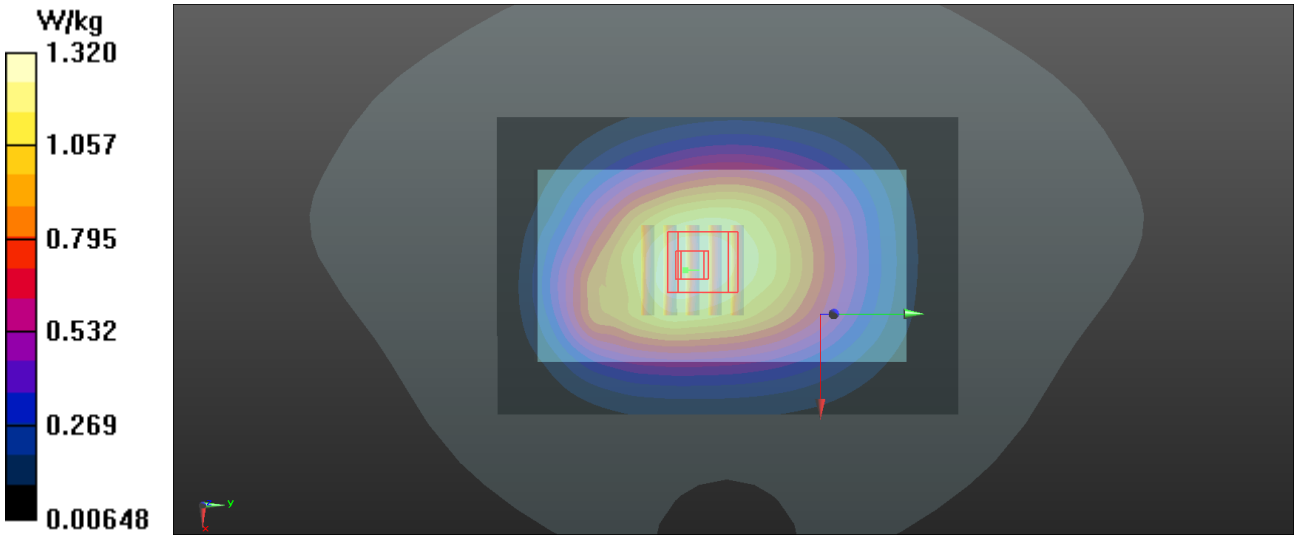

## P15 GSM1900_GPRS12_Bottom Side_1cm_Ch512

**DUT: 150915W002**

Communication System: GPRS12; Frequency: 1850.2 MHz;Duty Cycle: 1:2
Medium: B1900_0922 Medium parameters used: f = 1850.2 MHz; $\sigma$ = 1.495 S/m; $\varepsilon_r$ = 54.179; $\rho$ = 1000 kg/m$^3$
Ambient Temperature：23.1 ℃； Liquid Temperature：22.2 ℃

DASY5 Configuration:
- Probe: EX3DV4 - SN3753; ConvF(7.48, 7.48, 7.48); Calibrated: 2015/04/24;
- Sensor-Surface: 1.4mm (Mechanical Surface Detection)
- Electronics: DAE4 Sn913; Calibrated: 2014/12/15
- Phantom: Front Phantom with CRP v5.0; Type: QD000P40CD; Serial: TP:1695
- Measurement SW: DASY52, Version 52.8 (8); SEMCAD X Version 14.6.10 (7331)

**- Area Scan (61x111x1):** Interpolated grid: dx=1.500 mm, dy=1.500 mm
Maximum value of SAR (interpolated) = 0.789 W/kg

**- Zoom Scan (5x5x7)/Cube 0:** Measurement grid: dx=8mm, dy=8mm, dz=5mm
Reference Value = 15.49 V/m; Power Drift = 0.17 dB
Peak SAR (extrapolated) = 1.05 W/kg
**SAR(1 g) = 0.592 W/kg; SAR(10 g) = 0.313 W/kg**
Maximum value of SAR (measured) = 0.888 W/kg

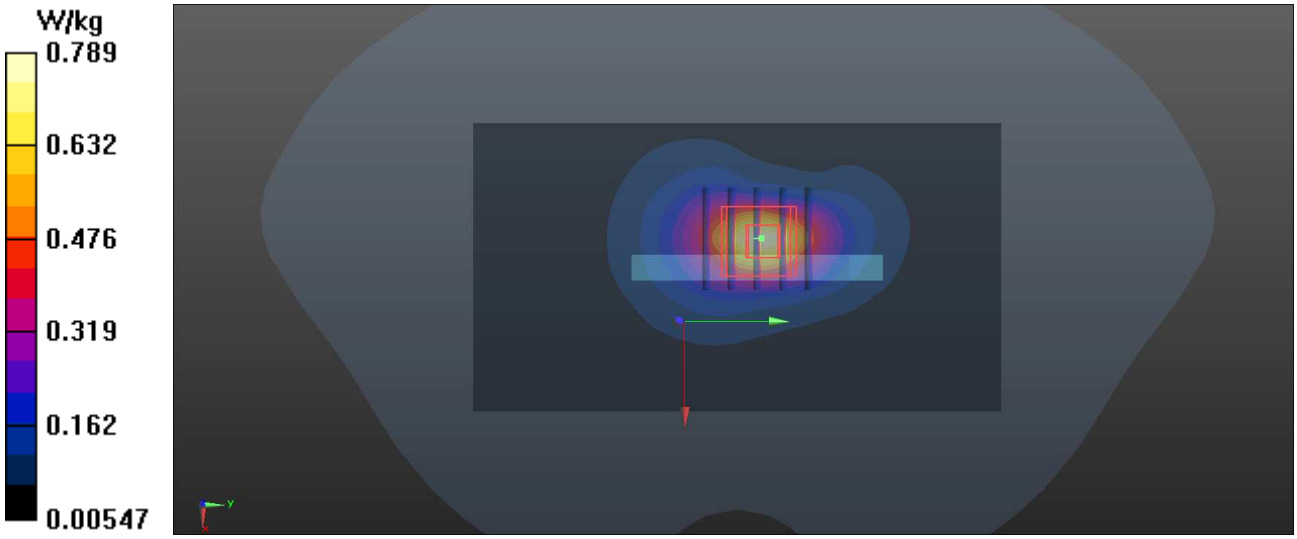

## P16 WCDMA II_RMC12.2K_Bottom Side_1cm_Ch9538

**DUT: 150915W002**

Communication System: WCDMA; Frequency: 1907.6 MHz;Duty Cycle: 1:1
Medium: B1900_0922 Medium parameters used: f = 1908 MHz; $\sigma$ = 1.56 S/m; $\varepsilon_r$ = 53.988; $\rho$ = 1000 kg/m$^3$
Ambient Temperature：23.1 ℃； Liquid Temperature：22.2 ℃

DASY5 Configuration:
- Probe: EX3DV4 - SN3753; ConvF(7.48, 7.48, 7.48); Calibrated: 2015/04/24;
- Sensor-Surface: 1.4mm (Mechanical Surface Detection)
- Electronics: DAE4 Sn913; Calibrated: 2014/12/15
- Phantom: Front Phantom with CRP v5.0; Type: QD000P40CD; Serial: TP:1695
- Measurement SW: DASY52, Version 52.8 (8); SEMCAD X Version 14.6.10 (7331)

**- Area Scan (61x111x1):** Interpolated grid: dx=1.500 mm, dy=1.500 mm
Maximum value of SAR (interpolated) = 0.917 W/kg

**- Zoom Scan (5x5x7)/Cube 0:** Measurement grid: dx=8mm, dy=8mm, dz=5mm
Reference Value = 17.59 V/m; Power Drift = 0.04 dB
Peak SAR (extrapolated) = 1.23 W/kg
**SAR(1 g) = 0.677 W/kg; SAR(10 g) = 0.347 W/kg**
Maximum value of SAR (measured) = 1.04 W/kg

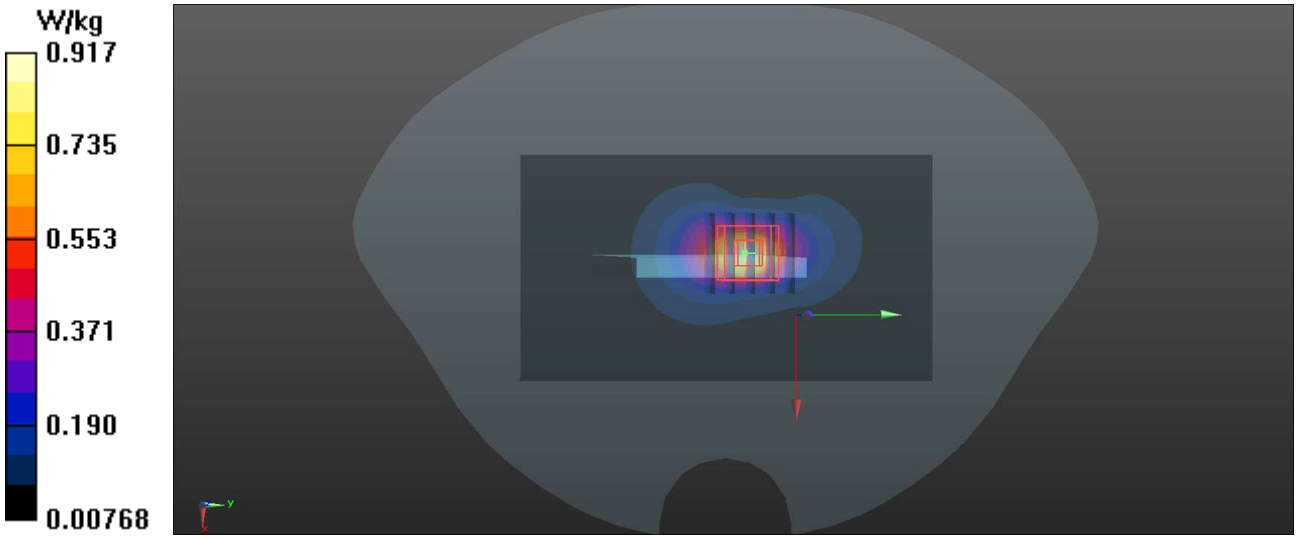

Test Laboratory: Bureau Veritas ADT SAR/HAC Testing Lab Date: 2015/09/21

## P17 WCDMA V_RMC12.2K_Front Face_1cm_Ch4132

**DUT: 150915W002**

Communication System: WCDMA; Frequency: 826.4 MHz;Duty Cycle: 1:1
Medium: B835_0921 Medium parameters used: f = 826.4 MHz; $\sigma$ = 0.946 S/m; $\varepsilon_r$ = 57.347; $\rho$ = 1000 kg/m$^3$
Ambient Temperature：21.6 ℃； Liquid Temperature：20.7 ℃

DASY5 Configuration:
- Probe: EX3DV4 - SN3753; ConvF(9.31, 9.31, 9.31); Calibrated: 2015/04/24;
- Sensor-Surface: 1.4mm (Mechanical Surface Detection)
- Electronics: DAE4 Sn913; Calibrated: 2014/12/15
- Phantom: Left Phantom with CRP v5.0; Type: QD000P40CD; Serial: TP:1722
- Measurement SW: DASY52, Version 52.8 (8); SEMCAD X Version 14.6.10 (7331)

**- Area Scan (71x111x1):** Interpolated grid: dx=1.500 mm, dy=1.500 mm
Maximum value of SAR (interpolated) = 0.489 W/kg

**- Zoom Scan (5x5x7)/Cube 0:** Measurement grid: dx=8mm, dy=8mm, dz=5mm
Reference Value = 20.40 V/m; Power Drift = -0.03 dB
Peak SAR (extrapolated) = 0.528 W/kg
**SAR(1 g) = 0.404 W/kg; SAR(10 g) = 0.313 W/kg**
Maximum value of SAR (measured) = 0.483 W/kg

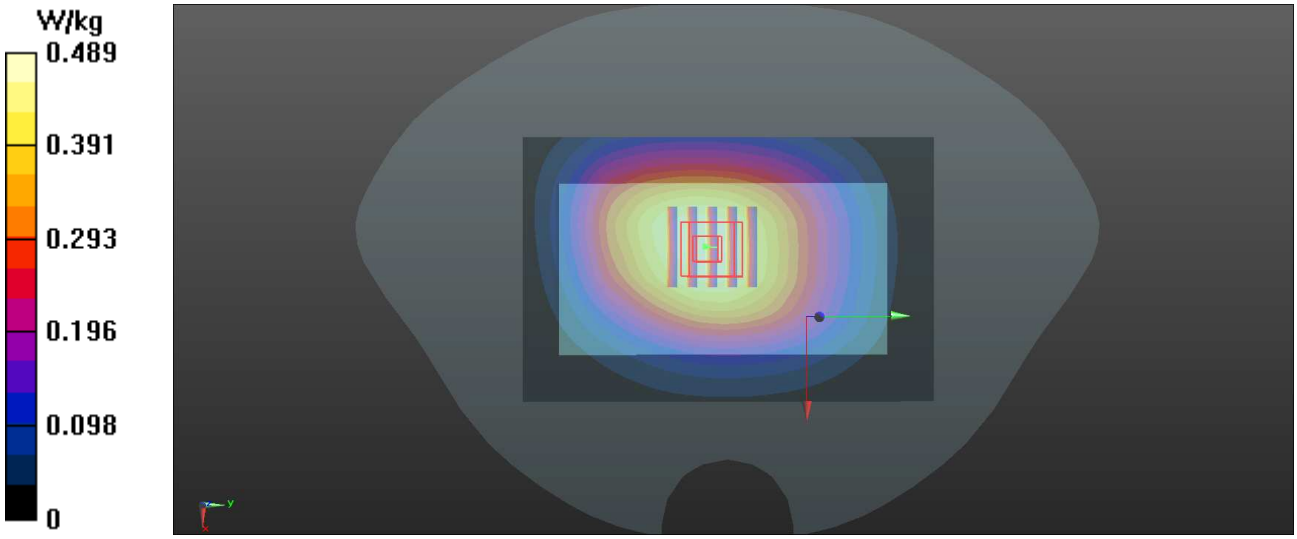

## P18 LTE 2_QPSK20M_Bottom Side_1cm_Ch19100_1RB_OS0

**DUT: 150915W002**

Communication System: LTE; Frequency: 1900 MHz;Duty Cycle: 1:1
Medium: B1900_0922 Medium parameters used: f = 1900 MHz; $\sigma$ = 1.552 S/m; $\varepsilon_r$ = 54.013; $\rho$ = 1000 kg/m$^3$
Ambient Temperature：23.1 ℃； Liquid Temperature：22.2 ℃

DASY5 Configuration:
- Probe: EX3DV4 - SN3753; ConvF(7.48, 7.48, 7.48); Calibrated: 2015/04/24;
- Sensor-Surface: 1.4mm (Mechanical Surface Detection)
- Electronics: DAE4 Sn913; Calibrated: 2014/12/15
- Phantom: Front Phantom with CRP v5.0; Type: QD000P40CD; Serial: TP:1695
- Measurement SW: DASY52, Version 52.8 (8); SEMCAD X Version 14.6.10 (7331)

**- Area Scan (51x71x1):** Interpolated grid: dx=1.500 mm, dy=1.500 mm
Maximum value of SAR (interpolated) = 1.35 W/kg

**- Zoom Scan (5x5x7)/Cube 0:** Measurement grid: dx=8mm, dy=8mm, dz=5mm
Reference Value = 21.46 V/m; Power Drift = 0.10 dB
Peak SAR (extrapolated) = 1.61 W/kg
**SAR(1 g) = 0.895 W/kg; SAR(10 g) = 0.465 W/kg**
Maximum value of SAR (measured) = 1.36 W/kg

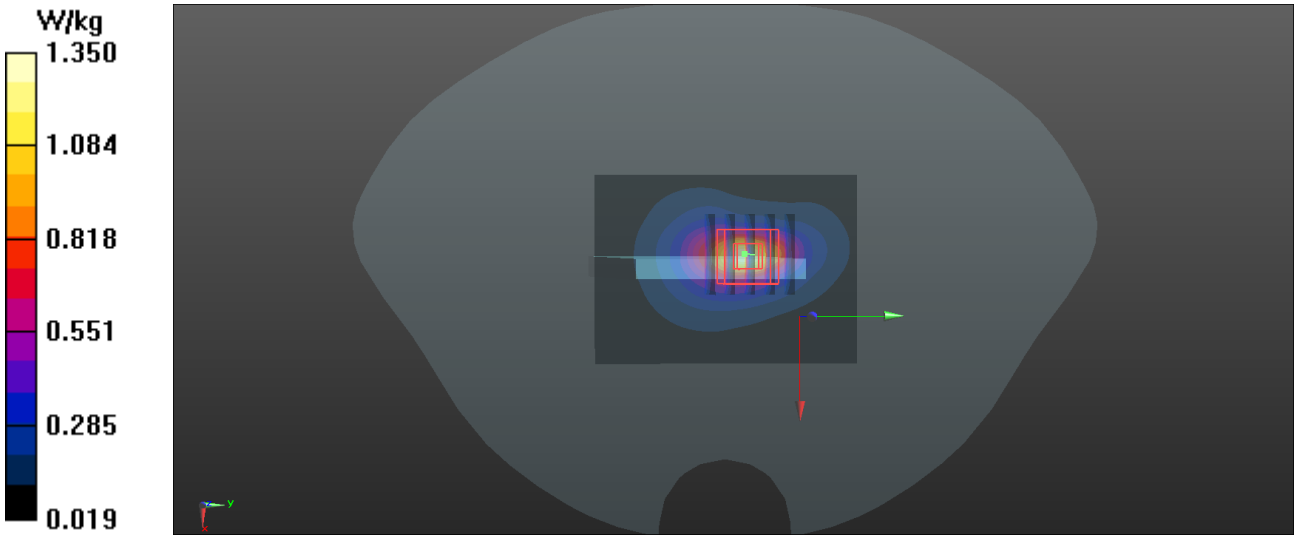

## P19 LTE 4_QPSK20M_Rear Face_1cm_Ch20175_50RB_OS0

**DUT: 150915W002**

Communication System: LTE; Frequency: 1732.5 MHz;Duty Cycle: 1:1
Medium: B1750_0923 Medium parameters used: f = 1732.5 MHz; $\sigma$ = 1.439 S/m; $\varepsilon_r$ = 54.333; $\rho$ = 1000 kg/m$^3$
Ambient Temperature：21.8 ℃； Liquid Temperature：20.9 ℃

DASY5 Configuration:
- Probe: EX3DV4 - SN3753; ConvF(7.7, 7.7, 7.7); Calibrated: 2015/04/24;
- Sensor-Surface: 1.4mm (Mechanical Surface Detection)
- Electronics: DAE4 Sn913; Calibrated: 2014/12/15
- Phantom: Front Phantom with CRP v5.0; Type: QD000P40CD; Serial: TP:1695
- Measurement SW: DASY52, Version 52.8 (8); SEMCAD X Version 14.6.10 (7331)

**- Area Scan (71x111x1):** Interpolated grid: dx=1.500 mm, dy=1.500 mm
Maximum value of SAR (interpolated) = 1.15 W/kg

**- Zoom Scan (5x5x7)/Cube 0:** Measurement grid: dx=8mm, dy=8mm, dz=5mm
Reference Value = 11.72 V/m; Power Drift = -0.01 dB
Peak SAR (extrapolated) = 1.32 W/kg
**SAR(1 g) = 0.799 W/kg; SAR(10 g) = 0.499 W/kg**
Maximum value of SAR (measured) = 1.10 W/kg

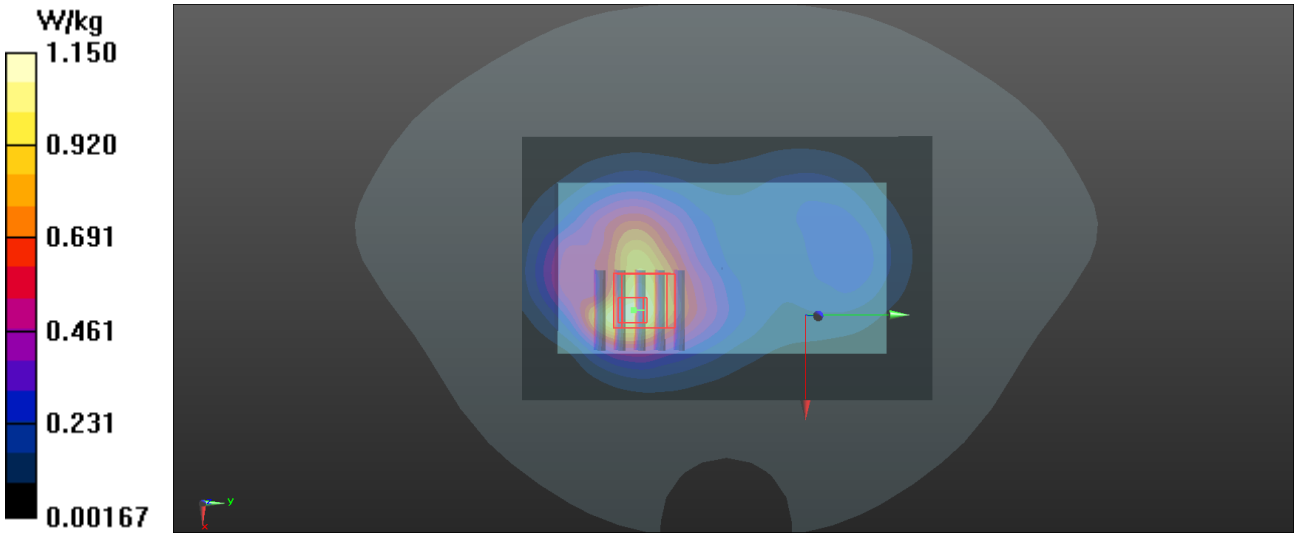

## P20 LTE 7_QPSK20M_Bottom Side_1cm_Ch21350_1RB_OS0

**DUT: 150915W002**

Communication System: LTE; Frequency: 2560 MHz;Duty Cycle: 1:1
Medium: B2600_0929 Medium parameters used: f = 2560 MHz; $\sigma$ = 2.156 S/m; $\varepsilon_r$ = 52.586; $\rho$ = 1000 kg/m$^3$
Ambient Temperature：21.8 ℃； Liquid Temperature：20.9 ℃

DASY5 Configuration:
- Probe: EX3DV4 - SN3753; ConvF(7.16, 7.16, 7.16); Calibrated: 2015/04/24;
- Sensor-Surface: 1.4mm (Mechanical Surface Detection)
- Electronics: DAE4 Sn913; Calibrated: 2014/12/15
- Phantom: Front Phantom with CRP v5.0; Type: QD000P40CD; Serial: TP:1695
- Measurement SW: DASY52, Version 52.8 (8); SEMCAD X Version 14.6.10 (7331)

**- Area Scan (51x81x1):** Interpolated grid: dx=1.200 mm, dy=1.200 mm
Maximum value of SAR (interpolated) = 1.25 W/kg

**- Zoom Scan (5x5x7)/Cube 0:** Measurement grid: dx=8mm, dy=8mm, dz=5mm
Reference Value = 14.77 V/m; Power Drift = -0.05 dB
Peak SAR (extrapolated) = 1.48 W/kg
**SAR(1 g) = 0.755 W/kg; SAR(10 g) = 0.351 W/kg**
Maximum value of SAR (measured) = 1.21 W/kg

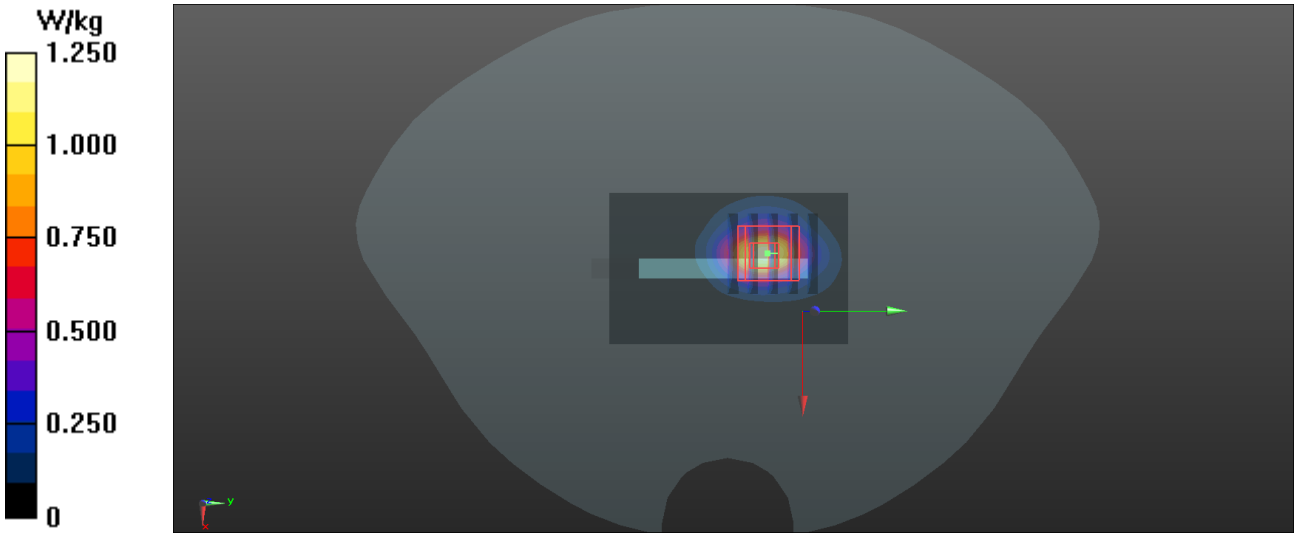

## P21 802.11b_Front Face_1cm_Ch6

**DUT: 150915W002**

Communication System: 802.11b; Frequency: 2437 MHz;Duty Cycle: 1:1
Medium: B2450_0924 Medium parameters used: f = 2437 MHz; $\sigma$ = 1.884 S/m; $\varepsilon_r$ = 51.496; $\rho$ = 1000 kg/m$^3$
Ambient Temperature：21.5 ℃； Liquid Temperature：20.6 ℃

DASY5 Configuration:
- Probe: EX3DV4 - SN3753; ConvF(7.22, 7.22, 7.22); Calibrated: 2015/04/24;
- Sensor-Surface: 1.4mm (Mechanical Surface Detection)
- Electronics: DAE4 Sn913; Calibrated: 2014/12/15
- Phantom: Front Phantom with CRP v5.0; Type: QD000P40CD; Serial: TP:1695
- Measurement SW: DASY52, Version 52.8 (8); SEMCAD X Version 14.6.10 (7331)

**- Area Scan (91x131x1):** Interpolated grid: dx=1.200 mm, dy=1.200 mm
Maximum value of SAR (interpolated) = 0.183 W/kg
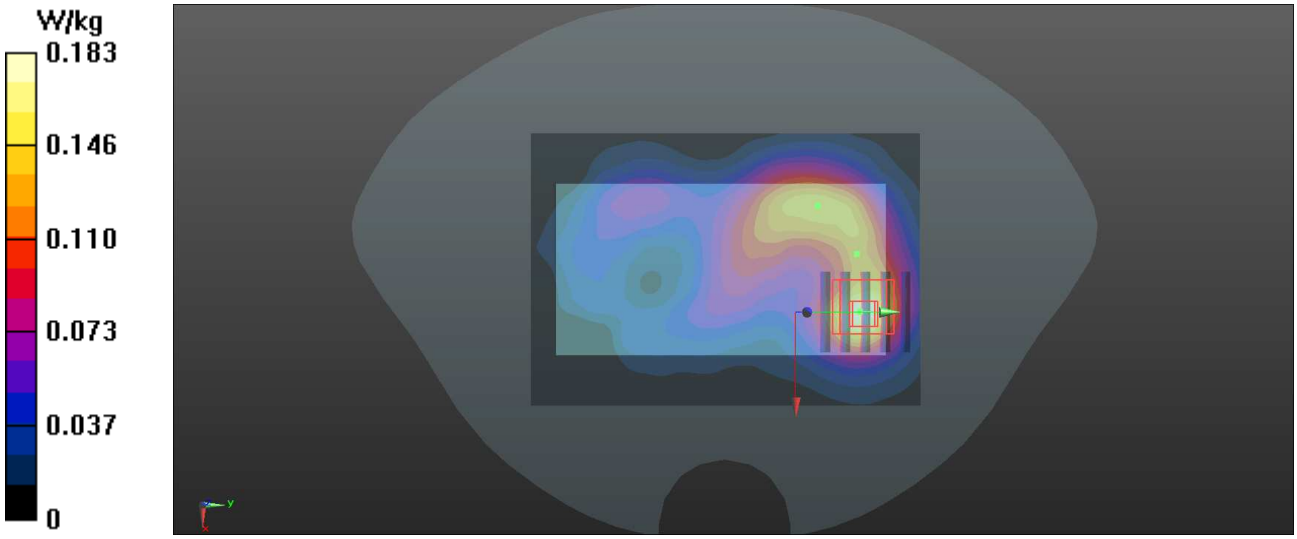
**- Zoom Scan (5x5x7)/Cube 0:** Measurement grid: dx=8mm, dy=8mm, dz=5mm
Reference Value = 5.593 V/m; Power Drift = 0.03 dB
Peak SAR (extrapolated) = 0.212 W/kg
**SAR(1 g) = 0.119 W/kg; SAR(10 g) = 0.065 W/kg**
Maximum value of SAR (measured) = 0.178 W/kg