lenovo

Lenovo A6000-I

Quick Start Guide v1.0

Read this guide carefully before using your smartphone.

Technical specifications

Model and system

Model: Lenovo A6000-I

System: Android

①Dimensions and weight

Height: 140.9 mm (5.547 inches)

Width: 70.55 mm (2.778 inches)

Depth: 8.2 mm (0.323 inch)

Weight: 129.6 g (0.286 lb)

Processor

Processor: Qualcomm MSM8916, Quad Core, 1.2GHz

Camera

Type: CMOS

Pixels: 8.0 megapixels (back) + 2.0 megapixels (front)

Battery

Battery: 2300 mAh

Display

Size: 5.0 inches

Screen: multi-touch

Resolution: 1280 × 720 pixels

LCD type: IPS

Wireless Communication

Bluetooth 4.0; WLAN 802.11 b/g/n; ②LTE, WCDMA, GSM; GPS

① Depending on the measuring method, the dimensions and weight might vary slightly.

② In some countries, LTE is not supported. To know if your smartphone works with LTE networks in your country, contact your carrier.

First glance

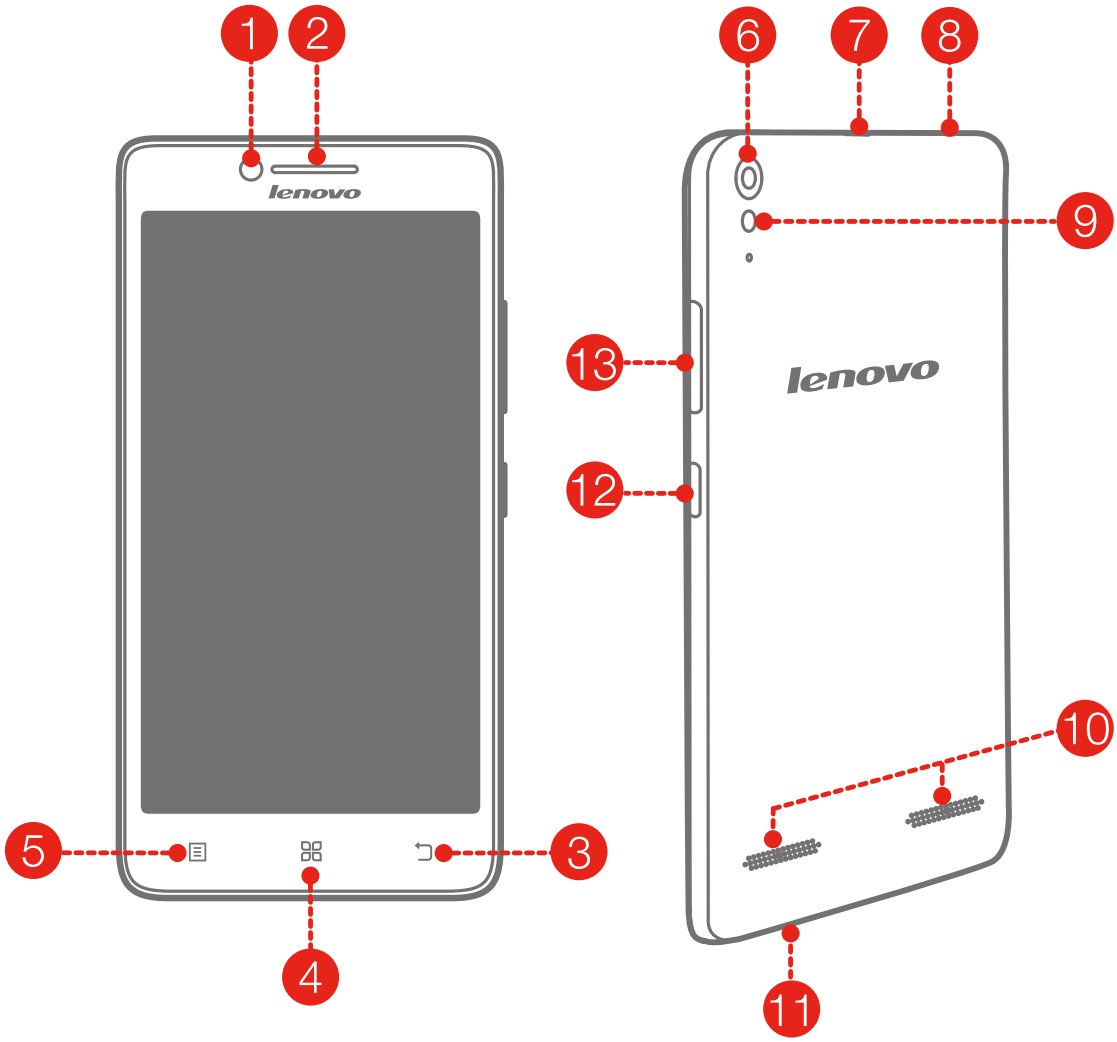

1 Front-facing camera

2 Receiver

3 Back key

4 Home key

5 Menu key

6 Rear-facing camera

7 Micro USB connector

8 Headset connector

9 Flashlight

10 Speaker

11 Microphone

12 On/Off button

13 Volume buttons

Preparing your smartphone

You must insert the SIM card provided by your carrier to use cellular services. Set up your smartphone as shown.

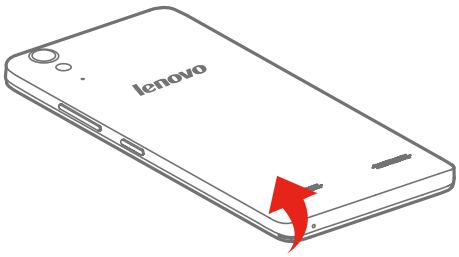

Step 1. Open the back cover.

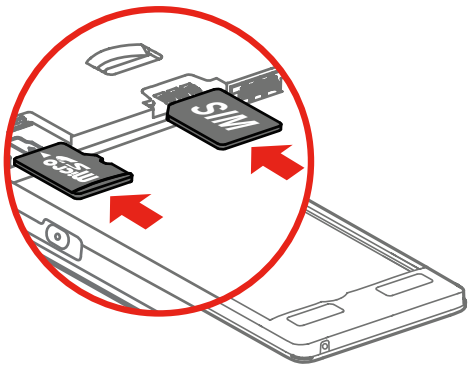

Step 2. Insert the SIM card and the memory card.

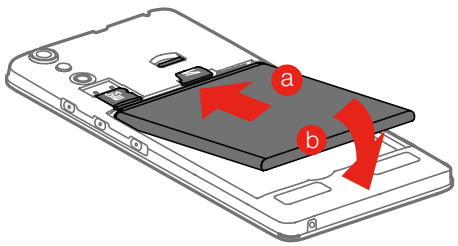

Step 3. Install the battery.

a. Align the battery connectors on the battery with the pins in the battery compartment.

b. Push the battery down into place.

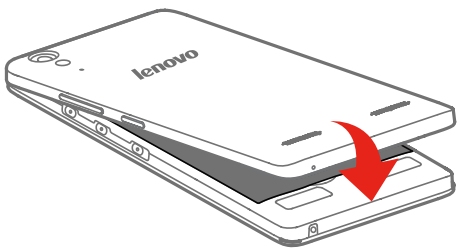

Step 4. Install the back cover.

Always turn off your smartphone first before you insert or remove a SIM card. Insert or remove a SIM card with your smartphone on may damage your SIM card or smartphone permanently.

Charging the battery

Charge the battery as shown.

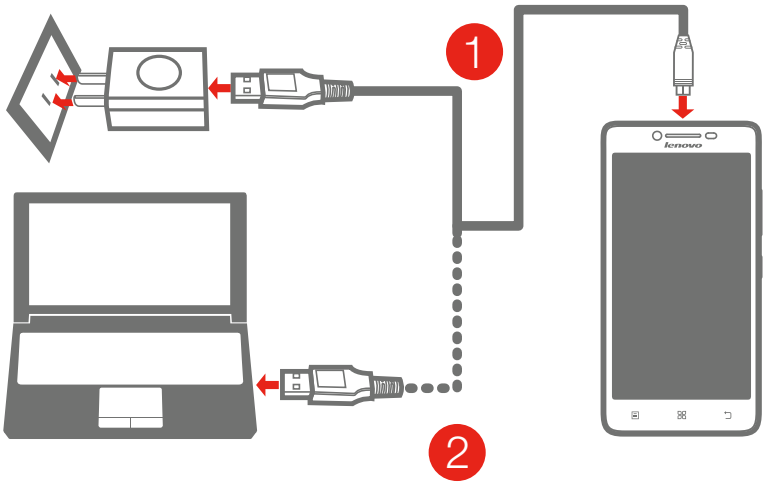

Method 1. Connect your smartphone to a power outlet using the cable and USB power adapter that come with your smartphone.

Method 2. Connect your smartphone to a computer using the cable that comes with your smartphone.

Low battery power Fully charged Charging

Turning on or turning off your smartphone

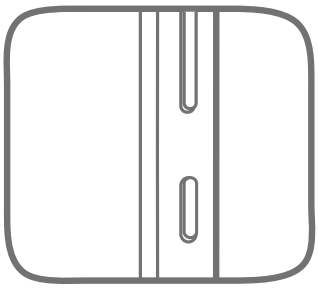

Turn on: Press and hold the On/Off button until the Lenovo logo appears.

Turn off: Press and hold the On/Off button for a few seconds, then tap **Power off**.

Reboot: Press and hold the On/Off button for a few seconds, then tap **Reboot**.

Your smartphone has a rechargeable battery. For more information about battery safety, see the “Rechargeable battery notice” in the *Important Product Information Guide* shipped with your smartphone.

FCC statement

FCC statement

1. This device complies with Part 15 of the FCC Rules. Operation is subject to the following two conditions:
(1) This device may not cause harmful interference.
(2) This device must accept any interference received, including interference that may cause undesired operation.
2. Changes or modifications not expressly approved by the party responsible for compliance could void the user's authority to operate the equipment.
NOTE:
This equipment has been tested and found to comply with the limits for a Class B digital device, pursuant to Part 15 of the FCC Rules. These limits are designed to provide reasonable protection against harmful interference in a residential installation.
This equipment generates uses and can radiate radio frequency energy and, if not installed and used in accordance with the instructions, may cause harmful interference to radio communications. However, there is no guarantee that interference will not occur in a particular installation. If this equipment does cause harmful interference to radio or television reception, which can be determined by turning the equipment off and on, the user is encouraged to try to correct the interference by one or more of the following measures:
Reorient or relocate the receiving antenna.
Increase the separation between the equipment and receiver.
Connect the equipment into an outlet on a circuit different from that to which the receiver is connected.
Consult the dealer or an experienced radio/TV technician for help.

SAR information statement

Your wireless phone is a radio transmitter and receiver. It is designed and manufactured not to exceed the emission limits for exposure to radiofrequency (RF) energy set by the Federal Communications Commission of the U.S. Government. These limits are part of comprehensive guidelines and establish

permitted levels of RF energy for the general population. The guidelines are based on standards that were developed by independent scientific organizations through periodic and thorough evaluation of scientific studies. The standards include a substantial safety margin designed to assure the safety of all persons, regardless of age and health. The exposure standard for wireless mobile phones employs a unit of measurement known as the Specific Absorption Rate, or SAR. The SAR limit set by the FCC is 1.6 W/kg. * Tests for SAR are conducted with the phone transmitting at its highest certified power level in all tested frequency bands. Although the SAR is determined at the highest certified power level, the actual SAR level of the phone while operating can be well below the maximum value. This is because the phone is designed to operate at multiple power levels so as to use only the power required to reach the network. In general, the closer you are to a wireless base station antenna, the lower the power output. Before a phone model is available for sale to the public, it must be tested and certified to the FCC that it does not exceed the limit established by the government adopted requirement for safe exposure. The tests are performed in positions and locations (e.g., at the ear and worn on the body) as required by the FCC for each model. The highest SAR value for this model phone when tested for use at the ear is 0.35 W/Kg and when worn on the body, as described in this user guide, is 1.13 W/Kg (Body-worn measurements differ among phone models, depending upon available accessories and FCC requirements). The maximum scaled SAR in hotspot mode is 1.36 W/KG, While there may be differences between the SAR levels of various phones and at various positions, they all meet the government requirement for safe exposure. The FCC has granted an Equipment Authorization for this model phone with all reported SAR levels evaluated as in compliance with the FCC RF exposure guidelines. SAR information on this model phone is on file with the FCC and can be found under the Display Grant section of http://www.cc.gov/oet/fccid after searching on.

FCC ID: YCNA6000L Additional information on Specific Absorption Rates (SAR) can be found on the Cellular Telecommunications Industry Association (CTIA) web-site at http://ww.wow-com.com.* In the United States and Canada, the SAR limit for mobile phones used by the public is 1.6 watts/kg (W/kg) averaged over one gram of tissue. The standard incorporates a

substantial margin of safety to give additional protection for the public and to account for any variations in measurements.

Body-worn operation

This device was tested for typical body-worn operations. To comply with RF exposure requirements, a minimum separation distance of 10mm must be maintained between the user's body and the handset, including the antenna. Third-party belt-clips, holsters, and similar accessories used by this device should not contain any metallic components. Body-worn accessories that do not meet these requirements may not comply with RF exposure requirements and should be avoided. Use only the supplied or an approved antenna.

Learning more

To learn more information about your Lenovo smartphone and obtain the latest smartphone manuals, go to: http://support.lenovo.com/.

Getting support

For support on network service and billing, contact your wireless network operator. For instructions on how to use your device, go to: http://support.lenovo.com/.

European Union conformity

Radio and Telecommunications Terminal Equipment Directive

This product is in compliance with the essential requirements and other relevant provisions of the Radio and Telecommunications Terminal Equipment Directive, 1999/5/EC.

Legal notices

Lenovo and the Lenovo logo are trademarks of Lenovo in the United States, other countries, or both.
Other company, product, or service names may be trademarks or service marks of others.

First Edition (November 2014) © Copyright Lenovo 2014.

Reduce | Reuse | Recycle

Printed in China