lenovo

Lenovo S90-L

Quick Start Guide

Read this guide carefully before using your smartphone.

First glance

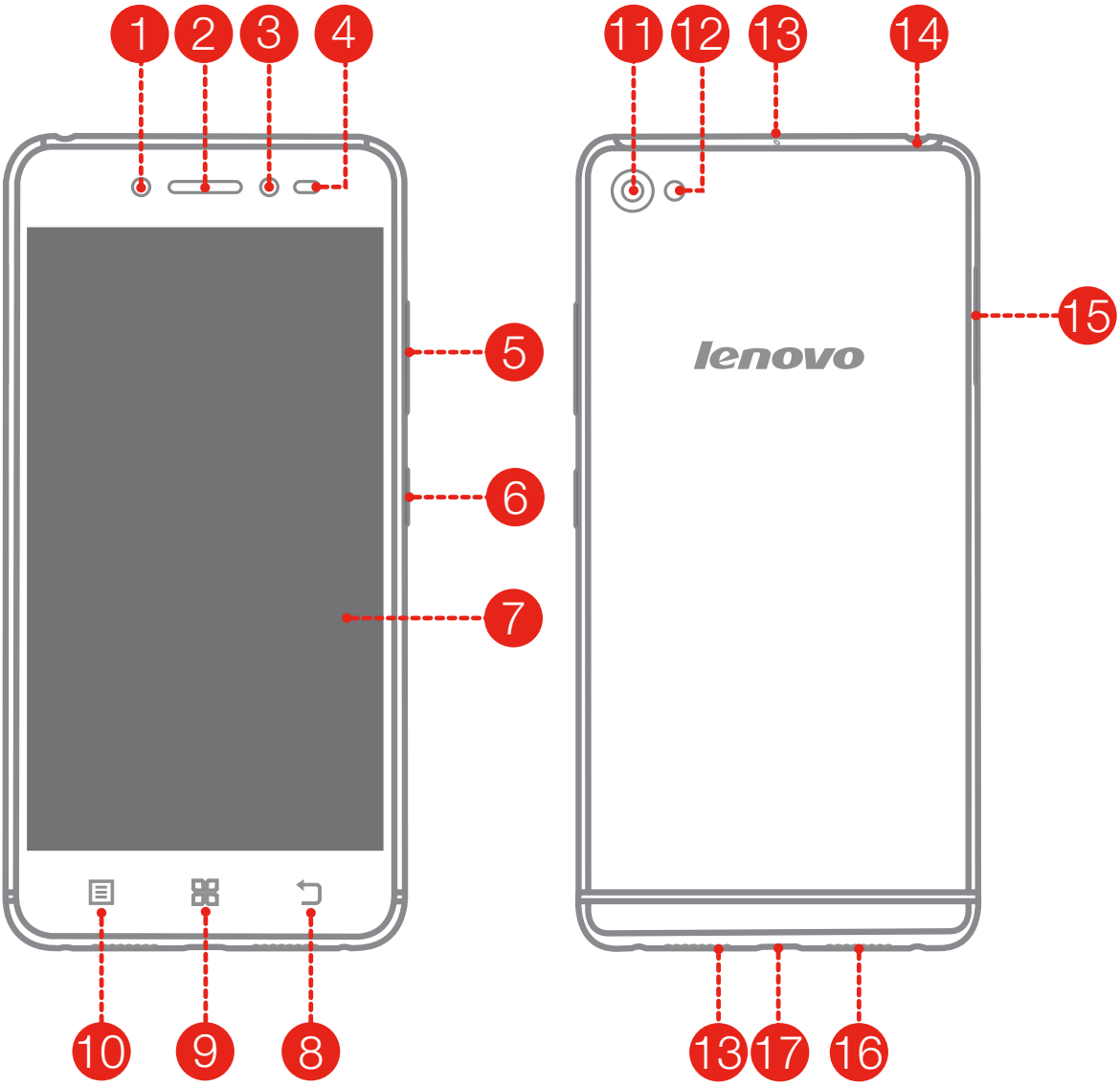

1 Fill Light
2 Receiver
3 Front-facing camera
4 Light/Proximity sensor
5 Volume buttons
6 On/Off button
7 Touch screen
8 Back button
9 Home button
10 Menu button
11 Rear-facing camera
12 Flashlight
13 Microphone
14 Headset connector
15 Micro-SIM-card tray
16 Speaker
17 Micro USB connector

Installing the Micro SIM card

A Micro SIM card provided by your carrier is required in order to use cellular services. Install the Micro SIM card as shown.

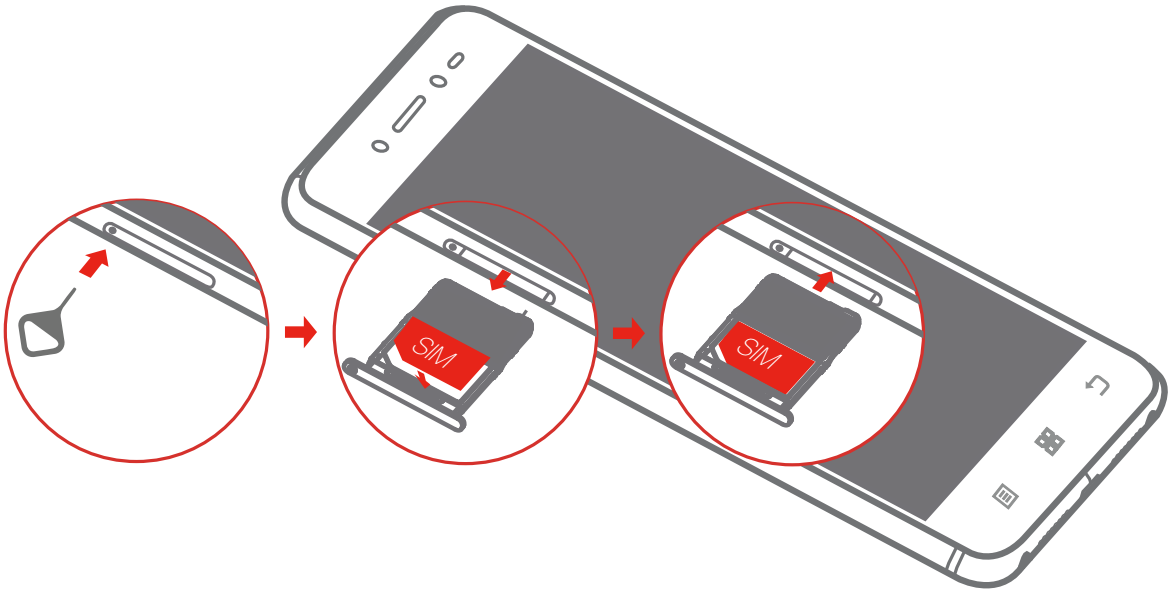

Step 1. Insert the SIM eject tool that comes with your smartphone into the hole in the Micro-SIM-card tray.

Step 2. Pull out the Micro-SIM-card tray and position the Micro SIM card into the tray in correct orientation.

Step 3. Carefully insert the tray with the installed Micro SIM card back into the slot.

Only Micro SIM cards work with your smartphone.
Always turn off your smartphone first before you insert or remove a Micro SIM card. Insert or remove a Micro SIM card with your smartphone on may damage your Micro SIM card or smartphone permanently.

Charging the battery

Charge the battery as shown.

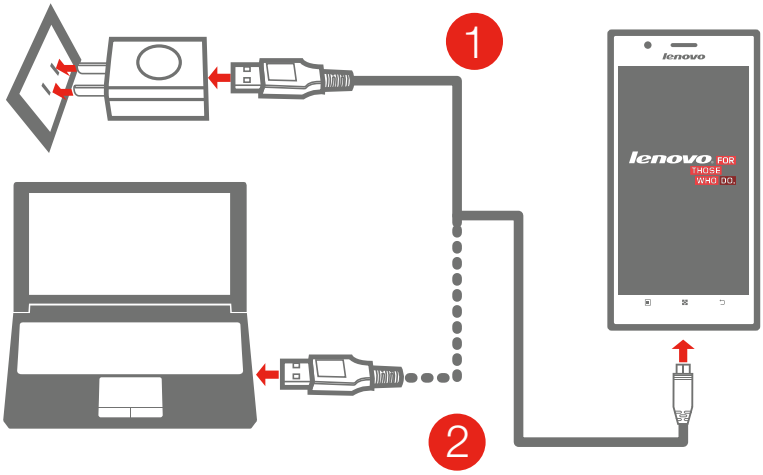

Method 1. Connect your smartphone to a power outlet using the cable and USB power adapter that come with your smartphone.

Method 2. Connect your smartphone to a computer using the cable that comes with your smartphone.

Low battery power Fully charged Charging

Turning on or turning off your smartphone

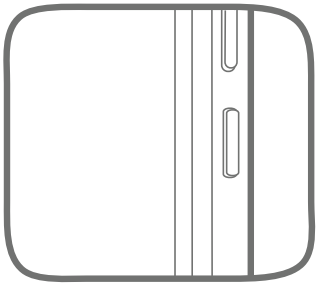

Turn on: Press and hold the On/Off button until the Lenovo logo appears.

Turn off: Press and hold the On/Off button for a few seconds, then tap **Power off**.

Restart: Press and hold the On/Off button for about 10 seconds.

Your smartphone has a built-in rechargeable battery. For more information about battery safety, see the “Built-in rechargeable battery notice” section. The battery in this product cannot be easily replaced by users themselves.

Technical specifications

Model and system

Model: Lenovo S90-L

System: Android

①Dimensions and weight

Height: 146 mm (5.75 inches)

Width: 71.7 mm (2.82 inches)

Depth: 6.9 mm (0.27 inch)

Weight: 129 g (0.28 lb)

Processor

Processor: Qualcom 8916, quad-core, 1.2 GHz

Camera

Type: CMOS

Pixels: 13 megapixels (back) + 8 megapixels (front)

Battery

Battery: 2300 mAh

Display

Size: 5.0 inches

Screen: multi-touch

Resolution: 1280 × 720 pixels

LCD type: S-AMOLED

Wireless communication

Bluetooth 4.0; WLAN 802.11 b/g/n;
②FDD-LTE/WCDMA/GSM; GPS

① Depending on the measuring method, the dimensions and weight might vary slightly.

② In some countries, LTE is not supported. To know if your smartphone works with LTE networks in your country, contact your carrier.

Important regulatory, safety, and handling information

This section contains important regulatory, safety, and handling information for Lenovo smartphones. Additional safety and handling information is provided in the *User Guide*. See the “Accessing your *User Guide*” section for details.

Read first — regulatory information

Be sure to read the *Regulatory Notice* for your country or region before using the wireless devices contained in your Lenovo Mobile Phone. To obtain a PDF version of the *Regulatory Notice*, see the “Downloading publications” section.

General battery notice

Batteries supplied by Lenovo for use with your product have been tested for compatibility and should only be replaced with approved parts. Risk of explosion if the battery is replaced with an incorrect type. Dispose of used batteries according to the instructions.

Rechargeable battery notice

CAUTION: Risk of explosion if the battery is replaced with an incorrect type.

When replacing the lithium battery, use only the same or an equivalent type that is recommended by the manufacturer. The battery contains lithium and can explode if not properly used, handled, or disposed of. Dispose of used batteries according to the instructions.

Do not:

- Throw or immerse into water
- Heat to more than 100°C (212°F)
- Repair or disassemble

Built-in rechargeable battery notice

CAUTION: Do not attempt to replace the internal rechargeable lithium ion battery. Contact Lenovo Support for factory replacement.

Charging

Charge Lenovo Phone in the temperature range of 0°C (32 °F)—45°C (113°F). You can use any of the following charging methods to safely recharge the internal battery of Lenovo Phone:

Charging method	Display on	Display off
ac adapter	Supported, but the battery will charge slowly.	Supported
USB connection between the dc-in connector on Lenovo Phone and a USB connector on a personal computer or other devices that comply with the USB 2.0 standards.	Supported, but will compensate power consumption and the battery will charge more slowly than usual.	Supported, but the battery will charge slowly.
Notes: **Display on: Lenovo Phone on** **Display off: Lenovo Phone off or in screen lock mode**		

Charging devices might become warm during normal use. Ensure that you have adequate ventilation around the charging device. Unplug the charging device if any of the following occurs:

- The charging device has been exposed to rain, liquid, or excessive moisture.
- The charging device shows signs of physical damage.
- You want to clean the charging device.

Lenovo is not responsible for the performance or safety of products not manufactured or approved by Lenovo. Use only approved Lenovo ac adapters and batteries.

NOTE: Adapter shall be installed near the equipment and shall be easily accessible. Users have to use the connection to USB interfaces with USB 2.0 version or higher.

Distraction

Take care when using Lenovo Phone in a motor vehicle or on a bicycle. Always prioritize your safety and the safety of others. Follow the law. Local laws and regulations might govern how you can use

mobile electronic devices, such as Lenovo Phone, while you drive a motor vehicle or ride a bicycle.

Handling

Handle Lenovo Phone with care

Do not drop, bend, or puncture Lenovo Phone; do not insert foreign objects into or place heavy objects on Lenovo Phone. Sensitive components inside might become damaged.

Prevent Lenovo Phone and adapter from getting wet

Do not immerse Lenovo Phone in water or leave Lenovo Phone in a location where it can get saturated with water or other liquids.

Repairing

Do not disassemble or modify Lenovo Phone. Lenovo Phone is a sealed unit. There are no end-user serviceable parts inside. All internal repairs must be done by a Lenovo-authorized repair facility or a Lenovo-authorized technician. Attempting to open or modify Lenovo Phone will void the warranty.

Lenovo Phone screen is made of glass. The glass might break if Lenovo Phone is dropped on a hard surface, is the subject of a high impact, or is crushed by a heavy object. If the glass chips or cracks, do not touch the broken glass or attempt to remove it from Lenovo Phone. Stop using Lenovo Phone immediately and contact Lenovo technical support for repair, replacement, or disposal information.

Polyvinyl Chloride (PVC) cable and cord notice

WARNING: Handling the cord on this product or cords associated with accessories sold with this product will expose you to lead, a chemical known to the State of California to cause cancer, and birth defects or other reproductive harm. Wash hands after handling.

Disposing according to local laws and regulations

When Lenovo Phone reaches the end of its useful life, do not crush, incinerate, immerse in water, or dispose of Lenovo Phone in any manner contrary to local laws and regulations. Some internal parts contain substances that can explode, leak, or have an adverse environmental effect if disposed of incorrectly. See “Recycling and environmental information” for additional information.

Plastic bag notice

DANGER: Plastic bags can be dangerous. Keep plastic bags away from babies and children to avoid danger of suffocation.

Choking hazard

Keep Lenovo Phone and accessories away from small children. Lenovo Phone contains small parts that can be a choking hazard to small children. Additionally, the glass screen can break or crack if dropped on or thrown against a hard surface.
motor vehicle or ride a bicycle.

Prevent hearing damage

Lenovo Phone has a headphone connector. Always use the headphone connector for headphones (also called a headset) or earphones.

CAUTION: Excessive sound pressure from earphones and headphones can cause hearing loss. Adjustment of the equalizer to maximum increases the earphone and headphone output voltage and the sound pressure level. Therefore, to protect your hearing, adjust the equalizer to an appropriate level.

Excessive use of headphones or earphones for a long period of time at high volume can be dangerous if the output of the headphone or earphone connectors do not comply with specifications of EN 50332-2.

The headphone output connector of Lenovo Phone complies with EN 50332-2 Sub clause 7. This specification limits Lenovo Phone's maximum wide band true RMS output voltage to 150 mV. To help protect against hearing loss, ensure that the headphones or earphones you use also comply with EN 50332-2 (Clause 7 limits) for a wide band characteristic voltage of 75 mV. Using headphones that do not comply with EN 50332-2 can be dangerous due to excessive sound pressure levels.

If Lenovo Phone came with headphones or earphones in the package, as a set, the combination of the headphones or earphones and Lenovo Phone already complies with the specifications of EN 50332-1. If different headphones or earphones are used, ensure that they comply with EN 50332-1 (Clause 6.5 Limitation Values). Using headphones that do not comply with EN 50332-1 can be dangerous due to excessive sound pressure levels.

Sound pressure warning statement

For the device that is tested in accordance with EN 60950-1: 2006+A11:2009:+A1:2010+A12:2011, it is mandatory to perform audio tests for EN50332.

This device has been tested to comply with the Sound Pressure Level requirement in the applicable EN 50332-1 and/or EN 50332-2 standards. Permanent hearing loss may occur if earphones or headphones are used at high volume for prolonged periods of time.

Warning statement: To prevent possible hearing damage, do not listen at high volume levels for long periods.

Explosive atmospheres

Do not charge or use Lenovo Phone in any area with a potentially explosive atmosphere, such as at a fueling area, or in areas where the air contains chemicals or particles (such as grain, dust, or metal powders). Obey all signs and instructions.

Radio frequency interference

Observe signs and notices that prohibit or restrict the use of mobile phones (for example, in healthcare facilities or blasting areas). Although Lenovo Phone is designed, tested, and manufactured to comply with regulations governing radio frequency emissions, such emissions from Lenovo Phone can negatively affect the operation of other electronic equipment, causing them to malfunction. Turn off Lenovo Phone or use Airplane Mode to turn off Lenovo Phone wireless transmitters when use is prohibited, such as while traveling in aircraft, or when asked to do so by authorities.

Medical devices

Lenovo Phone contains radios that emit electromagnetic fields. These electromagnetic fields may interfere with pacemakers or other medical devices. If you wear a pacemaker, maintain at least 15 cm (6 inches) of separation between your pacemaker and Lenovo Phone. If you suspect Lenovo Phone is interfering with your pacemaker or any other medical device, stop using Lenovo Phone and consult your physician for information specific to your medical device.

Cleaning

Clean Lenovo Phone immediately if it comes in contact with anything that may cause stains, such as dirt, ink, makeup, or lotions. To clean:

- Disconnect all cables and turn off Lenovo Phone (press and hold the Sleep/Wake button, then slide the on-screen slider).
- Use a soft, lint-free cloth.
- Avoid getting moisture in openings.
- Do not use cleaning products or compressed air.

Operating temperature

Be aware of heat generated by Lenovo Phone. When using Lenovo Phone, keep it away from hot or high-voltage environments, such as electric appliances, electric heating equipment, or electric cooking equipment. Use Lenovo Phone only in the temperature range of -10°C (14°F)—45°C (113°F) to avoid damage.

When Lenovo Phone is turned on or the battery is charging, some parts might become hot. The temperature that they reach depends on the amount of system activity and the battery charge level. Extended contact with your body, even through clothing, could cause discomfort or even a skin burn. Avoid keeping your hands, your lap, or any other part of your body in contact with a hot section of Lenovo Phone for any extended time.

Protecting your data and software

Do not delete unknown files or change the name of files or directories that were not created by you; otherwise, Lenovo Phone software might fail to work.

Be aware that accessing network resources can leave Lenovo Phone vulnerable to computer viruses, hackers, spyware, and other malicious activities that might damage Lenovo Phone, software, or data. It is your responsibility to ensure that you have adequate protection in the form of firewalls, antivirus software, and anti-spyware software and keep such software up to date.

Keep electrical appliances away from Lenovo Phone, such as an electric fan, a radio, high-powered speakers, an air conditioner, and a microwave oven. The strong magnetic fields generated by electrical appliances can damage the screen and the data on Lenovo Phone.

FCC Compliance Statement

FCC Regulations:

This mobile phone complies with part 15 of the FCC Rules. Operation is subject to the following two conditions: (1) This device may not cause harmful interference, and (2) this device must accept any interference received, including interference that may cause undesired operation.

This mobile phone has been tested and found to comply with the limits for a Class B digital device, pursuant to Part 15 of the FCC Rules. These limits are designed to provide reasonable protection against harmful interference in a residential installation. This equipment generates, uses and can radiated radio frequency energy and, if not installed and used in accordance with the instructions, may cause harmful interference to radio communications. However, there is no guarantee that interference will not occur in a particular installation If this equipment does cause harmful interference to radio or television reception, which can be determined by turning the equipment off and on, the user is encouraged to try to correct the interference by one or more of the following measures:

-Reorient or relocate the receiving antenna.

-Increase the separation between the equipment and receiver.

-Connect the equipment into an outlet on a circuit different from that to which the receiver is connected.

-Consult the dealer or an experienced radio/TV technician for help.

FCC Note:

Caution: Changes or modifications not expressly approved by the party responsible for compliance could void the user‘s authority to operate the equipment.

Lenovo is not responsible for any radio or television interference caused by unauthorized changes or modifications to this equipment. Unauthorized changes or modifications could void the user’s authority to operate the equipment.

This device complies with Part 15 of the FCC Rules. Operation is subject to the following two conditions: (1) this device may not cause harmful interference, and (2) this device must accept any interference

received, including interference that may cause undesired operation.
Responsible Party:
Lenovo (United States) Incorporated
1009 Think Place - Building One
Morrisville, NC 27560
Telephone: 1-919-294-5900

FCC Caution

Any Changes or modifications not expressly approved by the party responsible for compliance void the user's authority to operate the equipment.
The antenna(s) used for this transmitter must not be co-located or operating in conjunction with any other antenna or transmitter.
NOTE:
The country code selection is for non-US model only and is not available to all US model. Per FCC regulation, all Wi-Fi product marketed in US must fixed to US operation channels only.

Service, support, and warranty information

The following information describes the technical support that is available for your product, during the warranty period or throughout the life of your product. Refer to the Lenovo Limited Warranty for a full explanation of Lenovo warranty terms.

Online technical support

Online technical support is available during the lifetime of a product at http://www.lenovo.com/support.

Telephone technical support

Where applicable, you can get help and information from the Customer Support Center by telephone. Before contacting a Lenovo technical support representative, please have the following information available: model and serial number, the exact wording of any error message, and a description of the problem.

Your technical support representative might want to walk you through the problem while you are at your phone during the call.

Worldwide Lenovo Support telephone list

IMPORTANT: Telephone numbers are subject to change without notice. The most up-to-date telephone list for the Customer Support Center is always available at http://support.lenovo.com/serviceproviders.

The Customer Support Center phone number is subjected to be change, and please go to the e-support website for the latest phone number. If the telephone number for your country or region is not listed, contact your Lenovo reseller or Lenovo marketing representative.

Lenovo Limited Warranty notice

Read the full Lenovo Limited Warranty (LLW) at http://support.lenovo.com/smartphone-llw. You can view the LLW in a number of languages from this Web site. If you cannot view the LLW either from the Web site or from your phone, contact your local Lenovo office or reseller to obtain a printed version of the full LLW.

IMPORTANT: Lenovo Smartphone Products do not have International Warranty Services.

Suplemento de Garantía para México

Este Suplemento se considera parte integrante de la Garantía Limitada de Lenovo y será efectivo única y exclusivamente para los productos distribuidos y comercializados dentro del Territorio de los Estados Unidos Mexicanos. En caso de conflicto, se aplicarán los términos de este Suplemento.

El comercializador responsable del producto es Lenovo México S de R L de CV y para efectos de esta garantía su domicilio es Paseo de Tamarindos No.400-A Piso 27 Arcos Torre Poniente Bosques de Las Lomas C.P. 05120 México, D.F. En el caso de que se precise una reparación cubierta por la garantía o precise de partes, componentes, consumibles o accesorios diríjase a este domicilio.

Otra opción es llamar al Centro de soporte al cliente al 01-800-9253-6686, donde le dirigirán al Centro de servicio autorizado más cercano. Si no existiese ningún Centro de servicio autorizado en su ciudad, población o en un radio de 70 kilómetros de su ciudad o población, la garantía incluirá cualquier gasto de entrega razonable relacionado con el transporte del producto a su Centro de servicio autorizado más cercano. Por favor, llame al Centro de servicio autorizado más cercano para obtener las aprobaciones necesarias o la información relacionada con el envío del producto y la dirección de envío.

Esta garantía ampara todas las piezas de hardware del producto e incluye mano de obra.

El procedimiento para hacer efectiva la garantía consiste en la presentación del producto, acompañado de la póliza correspondiente, debidamente sellada por el establecimiento que lo vendió, o la factura, o recibo o comprobante, en el que consten los datos específicos del producto objeto de la compraventa.

Lenovo sólo pueden eximirse de hacer efectiva la garantía en los siguientes casos: a) Cuando el producto se hubiese utilizado en condiciones distintas a las normales. b) Cuando el producto no hubiese sido operado de acuerdo con el instructivo de uso que se le acompaña. c) Cuando el producto hubiese sido alterado o reparado

por personas no autorizadas por el fabricante nacional, importador o comercializador responsable respectivo.
Todos los programas de software precargados en el equipo sólo tendrán una garantía dentro de noventa (90) días por defectos de instalación desde la fecha de compra. Lenovo no es responsable de la información incluida en dichos programas de software y /o cualquier programa de software adicional instalado por Usted o instalado después de la compra del producto.
La garantía cubre la atención, revisión y corrección de errores, defectos o inconsistencias que impidan el desempeño normal de un equipo en cuanto a su hardware y software. Los servicios no cubiertos por la garantía se cargarán al usuario final, previa obtención de una autorización.
Esta garantía tiene una duración de un año a partir del momento de la compra e incluye la mano de obra, por lo que en caso de aplicarse la garantía, esta no causara ningún gasto o costo para el cliente.
Para obtener una lista de los Centros de servicio autorizados, por favor, visite:
http://support.lenovo.com/serviceproviders.
Fabricado por: Lenovo PC HK Limited
23/F, Lincoln House, Taikoo Place 979 King's Road, Quarry Bay, Hong Kong
Modelo del producto: _____
Fecha en que el consumidor recibió el producto:
_____

Recycling and environmental information

General recycling statement

Lenovo encourages owners of information technology (IT) equipment to responsibly recycle their equipment when it is no longer needed. Lenovo offers a variety of programs and services to assist equipment owners in recycling their IT products. For information on recycling Lenovo products, go to: http://www.lenovo.com/recycling.

Recycling information for India

Recycling and disposal information for India is available at:
http://www.lenovo.com/social_responsibility/us/en/sustainability/ptb_india.html

Important WEEE information

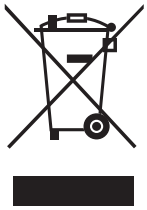

Electrical and electronic equipment marked with the symbol of a crossed-out wheeled bin may not be disposed as unsorted municipal waste. Waste of electrical and electronic equipment (WEEE) shall be treated separately using the collection framework available to customers for the return, recycling, and treatment of WEEE. Country-specific information is available at:
http://www.lenovo.com/recycling

Restriction of Hazardous Substances Directive (RoHS)

Turkish

The Lenovo product meets the requirements of the Republic of Turkey Directive on the Restriction of the Use of Certain Hazardous Substances in Waste Electrical and Electronic Equipment (WEEE).

Türkiye AEEE Yönetmeliğine Uygunluk Beyanı

Bu Lenovo ürünü, T.C. Çevre ve Orman Bakanlığı'nın “Atık Elektrikli ve Elektronik Eşya Bazı Zararlı Maddelerin Kullanımının Sınırlandırılmasına Dair Yönetmelik (AEEE)” direktiflerine uygundur.

AEEE Yönetmeliğine Uygundur.

Ukraine

Цим підтверджуємо, що продукція Леново відповідає вимогам нормативних актів України, які обмежують вміст небезпечних речовин

India

RoHS compliant as per E-Waste (Management & Handling) Rules, 2011.

Specific Absorption Rate information

This mobile device meets the government's requirements for exposure to radio waves.

Your mobile device is a radio transmitter and receiver. It is designed and manufactured not to exceed the limits for exposure to radio waves set by the Federal Communications Commission (FCC) of the U.S. Government, Industry Canada of the Canadian Government(IC), recommended by The Council of the European Union when used as directed in the previous section.

The exposure standard for mobile devices employs a unit of measurement known as the Specific Absorption Rate, or SAR. The SAR limit set by the FCC/IC is 1.6W/kg averaged over 1 grams of tissue. The India SAR limit for mobile devices is 1.6 W/kg averaged over 1 grams of tissue. Tests for SAR are conducted using standard operating positions with the device transmitting at its highest certified power level in all tested frequency bands.

Before a mobile device is available for sale to the public, it must be tested and certified to the FCC, IC, and the Council of the European Union that it does not exceed the limit established by government-adopted requirement for safe exposure under the recommendations of the international Commission on Non-Ionizing Radiation Protection (ICNIRP). The tests are performed in positions and locations (for example, at the head and worn on the body) as required by the FCC, IC, and the Council of the European Union for each model.

The highest SAR value for your Lenovo device when tested for use at the head and body is outlined as follows:

Position	The highest SAR value	Regulation
Head	1.25	FCC 1g SAR Limit(1.6W/kg)
Body-worn	1.34	

During use, the actual SAR values for this device are usually well below the values stated above. This is because, for purposes of system efficiency and to minimize interference on the network, the

operating power of your mobile devices is automatically decreased when full power is not needed for the call. The lower the power output of the device, the lower its SAR value.

During SAR testing, this device was set to transmit at its highest certified power level in all tested frequency bands, and placed in positions that simulate RF exposure in usage against the head with no separation, and near the body with the separation of 10 mm.

Learning more

Getting support

For support on network service and billing, contact your wireless network operator. For instructions on how to use Lenovo smartphone, go to: http://support.lenovo.com/.

Downloading publications

To obtain the latest smartphone manuals, go to: http://support.lenovo.com/

Advertensia para Mexico

La operación de este equipo está sujeta a las siguientes dos condiciones: (1) es posible que este equipo o dispositivo no cause interferencia perjudicial y (2) este equipo o dispositivo debe aceptar cualquier interferencia, incluyendo la que pueda causar su operación no deseada.

Legal notices

Lenovo and the Lenovo logo are trademarks of Lenovo in the United States, other countries, or both.
Other company, product, or service names may be trademarks or service marks of others.

First Edition (December 2014) © Copyright Lenovo 2014.

Reduce | Reuse | Recycle

XXXXXXXXXX
Printed in China