Appendix B. Highest Measurement Data

Test Laboratory: DEKRA Date: 2025/05/27

543_WLAN2.4GHz_802.11b-1M_CH11_Bottom_0mm_ANT Aux

DUT: Rugged Controller; Type: Y302-02

Communication System: UID 0, WLAN 2.4G; Frequency: 2462 MHz
Communication System PAR: 0 dB
Medium parameters used: f = 2462 MHz; σ = 1.79 S/m; ε_r = 39.71; ρ = 1000 kg/m^3
Phantom section: Flat Section
Measurement Standard: DASY5 (IEEE/IEC/ANSI C63.19-2011)

DASY Configuration:

- Probe: EX3DV4 - SN7631; ConvF(7.94, 7.57, 7.27) @ 2462 MHz; Calibrated: 2025/02/26
- Sensor-Surface: 1.4mm (Mechanical Surface Detection)
- Electronics: DAE4 Sn1651; Calibrated: 2025/02/12
- Phantom: ELI V8.0; Type: QD OVA 004 AA; Serial: 2139
- Measurement SW: DASY52, Version 52.10 (4);

Configuration/Flat/Area Scan (5x13x1): Measurement grid: dx=12mm, dy=12mm
Maximum value of SAR (measured) = 1.24 W/kg

Configuration/Flat/Zoom Scan (7x7x7)/Cube 0: Measurement grid: dx=5mm, dy=5mm, dz=5mm
Reference Value = 32.13 V/m; Power Drift = -0.07 dB
Peak SAR (extrapolated) = 2.02 W/kg
SAR(1 g) = 0.940 W/kg; SAR(10 g) = 0.381 W/kg
Smallest distance from peaks to all points 3 dB below = 7.1 mm
Ratio of SAR at M2 to SAR at M1 = 48.2%
Maximum value of SAR (measured) = 1.64 W/kg

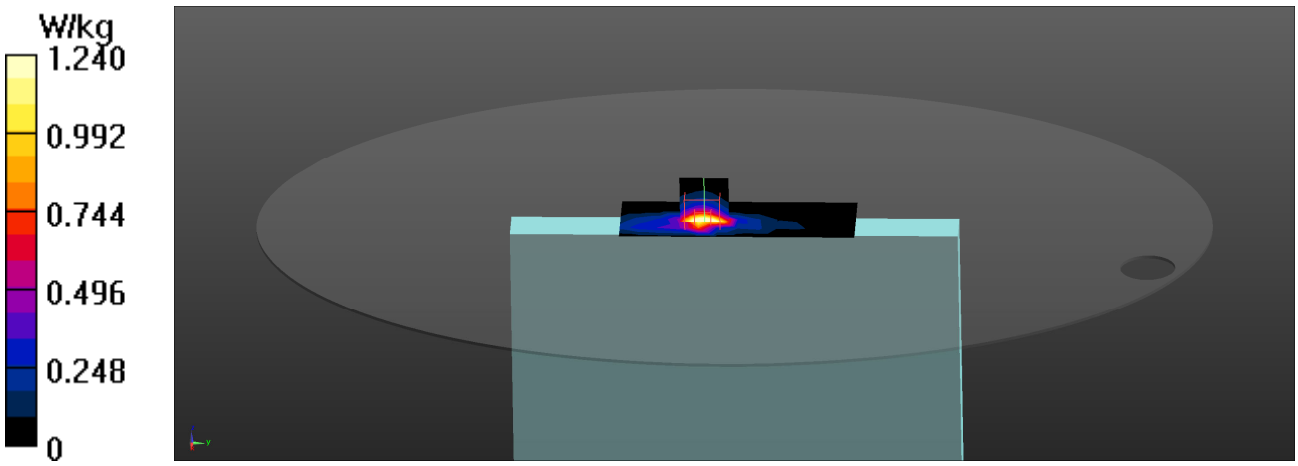

Test Laboratory: DEKRA Date: 2025/05/27

505_Bluetooth_BT_1M_CH39_Bottom_0mm_ANT Aux

DUT: Rugged Controller; Type: Y302-02

Communication System: UID 0, BT 1M&3M&BLE; Frequency: 2441 MHz
Communication System PAR: 0 dB
Medium parameters used: f = 2441 MHz; σ = 1.76 S/m; ε_r = 39.78; ρ = 1000 kg/m^3
Phantom section: Flat Section
Measurement Standard: DASY5 (IEEE/IEC/ANSI C63.19-2011)

DASY Configuration:

- Probe: EX3DV4 - SN7631; ConvF(7.94, 7.57, 7.27) @ 2441 MHz; Calibrated: 2025/02/26
- Sensor-Surface: 1.4mm (Mechanical Surface Detection)
- Electronics: DAE4 Sn1651; Calibrated: 2025/02/12
- Phantom: ELI V8.0; Type: QD OVA 004 AA; Serial: 2139
- Measurement SW: DASY52, Version 52.10 (4);

Configuration/Flat/Area Scan (7x13x1): Measurement grid: dx=12mm, dy=12mm
Maximum value of SAR (measured) = 0.522 W/kg

Configuration/Flat/Zoom Scan (7x7x7)/Cube 0: Measurement grid: dx=5mm, dy=5mm, dz=5mm
Reference Value = 5.636 V/m; Power Drift = 0.10 dB
Peak SAR (extrapolated) = 0.748 W/kg
SAR(1 g) = 0.348 W/kg; SAR(10 g) = 0.140 W/kg
Smallest distance from peaks to all points 3 dB below = 7.3 mm
Ratio of SAR at M2 to SAR at M1 = 49%
Maximum value of SAR (measured) = 0.604 W/kg

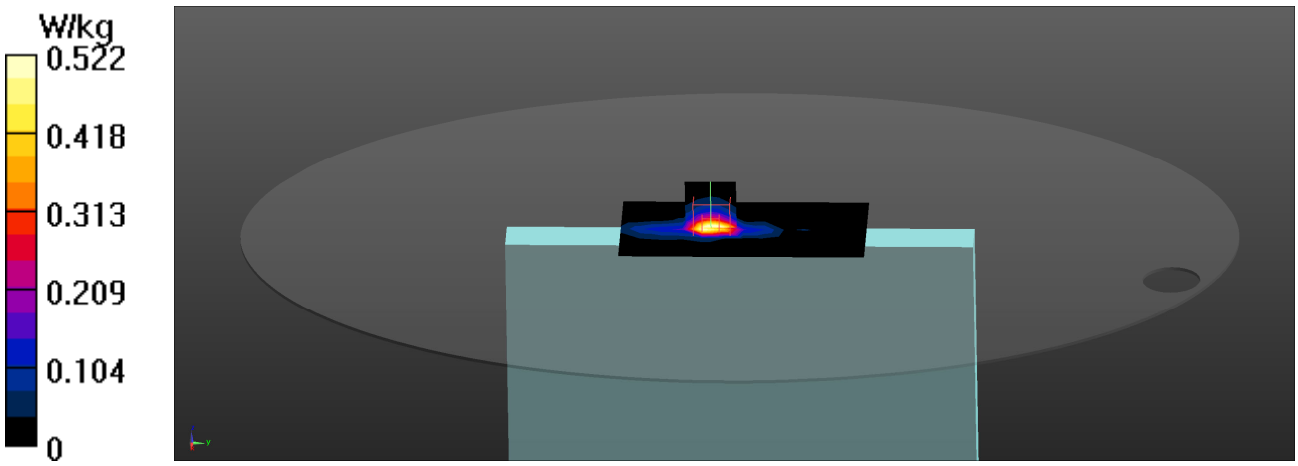

Test Laboratory: DEKRA Date: 2025/05/21

507_WLAN5GHz_802.11ac80-VHT0_CH58_Back_0mm_ANT Aux

DUT: Rugged Controller; Type: Y302-02

Communication System: UID 0, WLAN 5G; Frequency: 5290 MHz
Communication System PAR: 0 dB
Medium parameters used: f = 5290 MHz; σ = 4.82 S/m; ε_r = 36.27; ρ = 1000 kg/m^3
Phantom section: Flat Section
Measurement Standard: DASY5 (IEEE/IEC/ANSI C63.19-2011)

DASY Configuration:

- Probe: EX3DV4 - SN7631; ConvF(6.04, 5.76, 5.54) @ 5290 MHz; Calibrated: 2025/02/26
- Sensor-Surface: 1.4mm (Mechanical Surface Detection)
- Electronics: DAE4 Sn1651; Calibrated: 2025/02/12
- Phantom: ELI V8.0; Type: QD OVA 004 AA; Serial: 2139
- Measurement SW: DASY52, Version 52.10 (4);

Configuration/Flat/Area Scan (8x15x1): Measurement grid: dx=10mm, dy=10mm
Maximum value of SAR (measured) = 1.93 W/kg

Configuration/Flat/Zoom Scan (7x7x7)/Cube 0: Measurement grid: dx=4mm, dy=4mm, dz=1.4mm
Reference Value = 25.88 V/m; Power Drift = -0.05 dB
Peak SAR (extrapolated) = 5.16 W/kg
SAR(1 g) = 1.11 W/kg; SAR(10 g) = 0.293 W/kg
Smallest distance from peaks to all points 3 dB below = 5.6 mm
Ratio of SAR at M2 to SAR at M1 = 61.9%
Maximum value of SAR (measured) = 3.00 W/kg

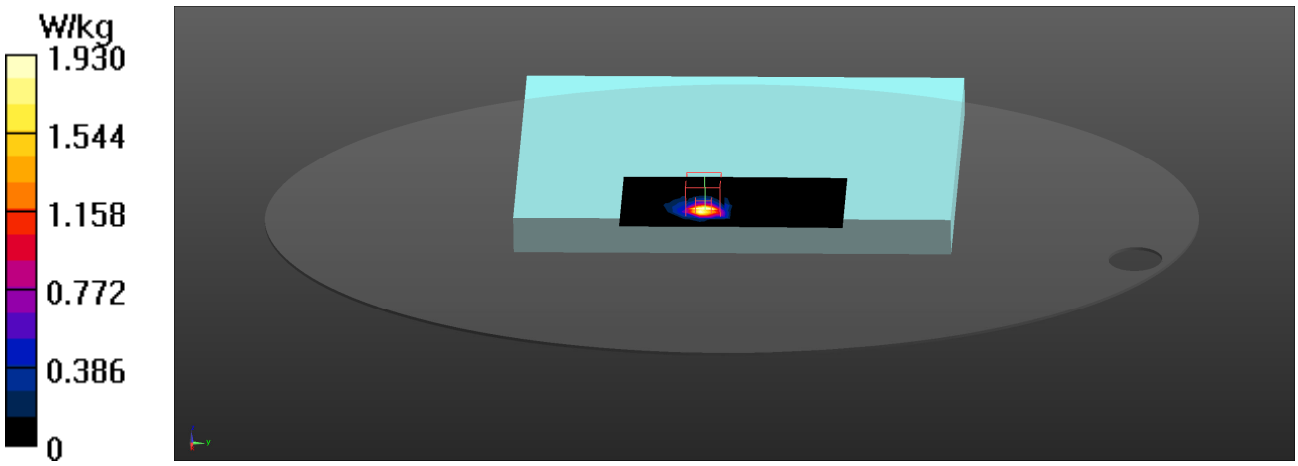

Test Laboratory: DEKRA Date: 2025/05/21

508_WLAN5GHz_802.11ac80-VHT0_CH106_Back_0mm_ANT Aux

DUT: Rugged Controller; Type: Y302-02

Communication System: UID 0, WLAN 5G; Frequency: 5530 MHz
Communication System PAR: 0 dB
Medium parameters used: f = 5530 MHz; σ = 5.15 S/m; ε_r = 35.6; ρ = 1000 kg/m^3
Phantom section: Flat Section
Measurement Standard: DASY5 (IEEE/IEC/ANSI C63.19-2011)

DASY Configuration:

- Probe: EX3DV4 - SN7631; ConvF(5.68, 5.42, 5.21) @ 5530 MHz; Calibrated: 2025/02/26
- Sensor-Surface: 1.4mm (Mechanical Surface Detection)
- Electronics: DAE4 Sn1651; Calibrated: 2025/02/12
- Phantom: ELI V8.0; Type: QD OVA 004 AA; Serial: 2139
- Measurement SW: DASY52, Version 52.10 (4);

Configuration/Flat/Area Scan (8x15x1): Measurement grid: dx=10mm, dy=10mm
Maximum value of SAR (measured) = 1.89 W/kg

Configuration/Flat/Zoom Scan (7x7x7)/Cube 0: Measurement grid: dx=4mm, dy=4mm, dz=1.4mm
Reference Value = 23.96 V/m; Power Drift = 0.05 dB
Peak SAR (extrapolated) = 4.83 W/kg
SAR(1 g) = 1.04 W/kg; SAR(10 g) = 0.287 W/kg
Smallest distance from peaks to all points 3 dB below = 6.1 mm
Ratio of SAR at M2 to SAR at M1 = 60.5%
Maximum value of SAR (measured) = 2.71 W/kg

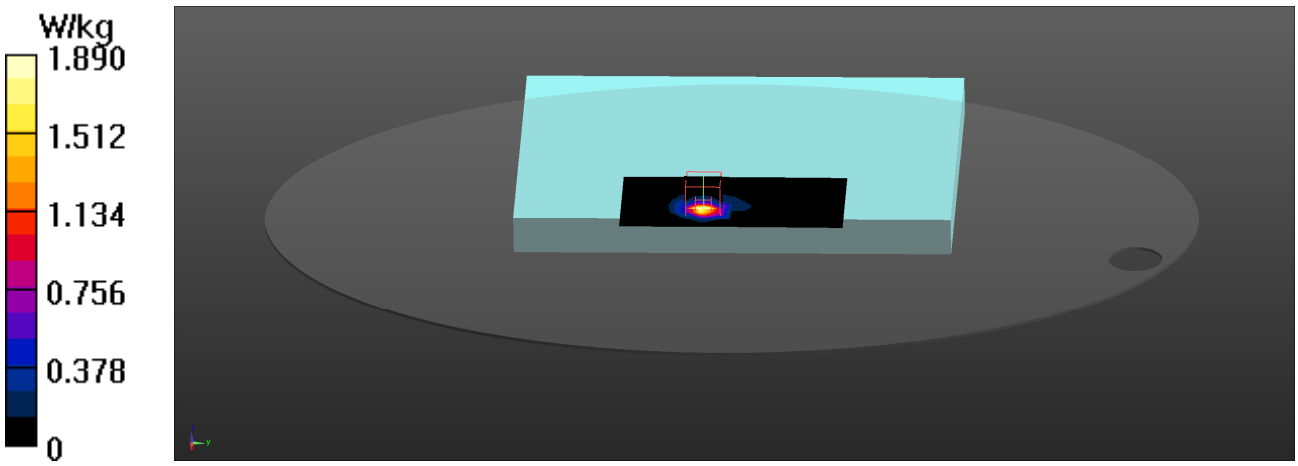

Test Laboratory: DEKRA Date: 2025/05/21

509_WLAN5GHz_802.11ac80-VHT0_CH155_Back_0mm_ANT Aux

DUT: Rugged Controller; Type: Y302-02

Communication System: UID 0, WLAN 5G; Frequency: 5775 MHz
Communication System PAR: 0 dB
Medium parameters used: f = 5775 MHz; σ = 5.47 S/m; ε_r = 34.93; ρ = 1000 kg/m^3
Phantom section: Flat Section
Measurement Standard: DASY5 (IEEE/IEC/ANSI C63.19-2011)

DASY Configuration:

- Probe: EX3DV4 - SN7631; ConvF(5.54, 5.29, 5.08) @ 5775 MHz; Calibrated: 2025/02/26
- Sensor-Surface: 1.4mm (Mechanical Surface Detection)
- Electronics: DAE4 Sn1651; Calibrated: 2025/02/12
- Phantom: ELI V8.0; Type: QD OVA 004 AA; Serial: 2139
- Measurement SW: DASY52, Version 52.10 (4);

Configuration/Flat/Area Scan (8x15x1): Measurement grid: dx=10mm, dy=10mm
Maximum value of SAR (measured) = 1.90 W/kg

Configuration/Flat/Zoom Scan (7x7x7)/Cube 0: Measurement grid: dx=4mm, dy=4mm, dz=1.4mm
Reference Value = 21.79 V/m; Power Drift = 0.03 dB
Peak SAR (extrapolated) = 4.40 W/kg
SAR(1 g) = 0.906 W/kg; SAR(10 g) = 0.255 W/kg
Smallest distance from peaks to all points 3 dB below = 6.4 mm
Ratio of SAR at M2 to SAR at M1 = 58.7%
Maximum value of SAR (measured) = 2.35 W/kg

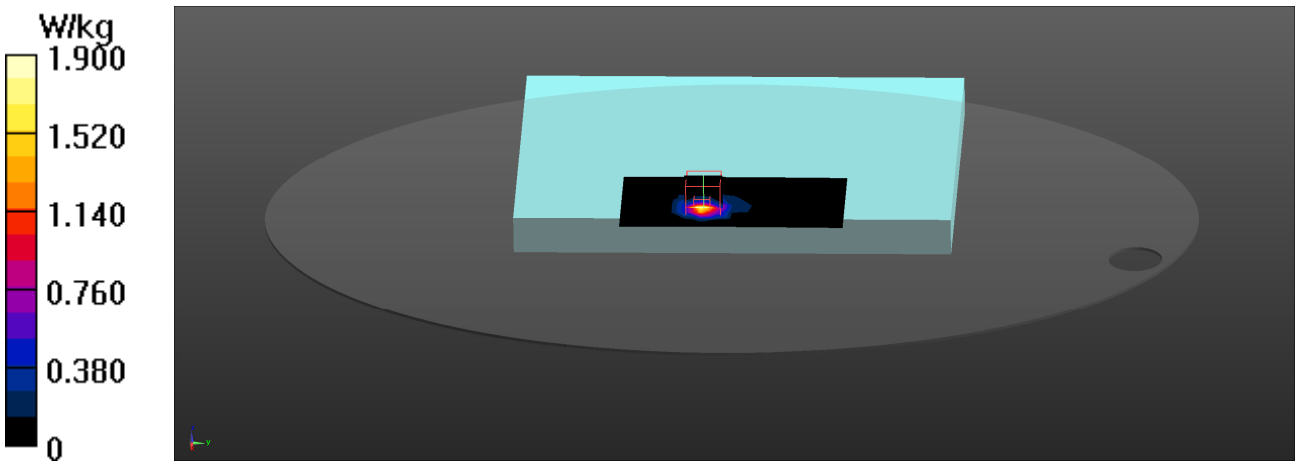

Test Laboratory: DEKRA Date: 2025-05-24

537_WLAN6GHz_802.11be320-EHT0_CH191_Back_0mm_ANT Aux

Communication System: UID 11026-AAB, WLAN; Frequency: 6905.000 MHz
Medium parameters used: f = 6905.000 MHz; Conductivity = 6.39 S/m; Permittivity = 33.9
Phantom section: Flat

DASY Configuration:

- Probe: EX3DV4 - SN7631; ConvF(5.78, 5.51, 5.3); Calibrated: 2025-02-26
- Sensor-Surface: 1.4 mm
- Electronics: DAE4 Sn1651; Calibrated: 2025-02-12
- Phantom: ELI V8.0 (20deg probe tilt)
- Measurement SW: V16.4.0.5005

Area Scan (68.0 mm x 119.0 mm): Measurement grid: 8.5 mm x 8.5 mm
SAR (1 g) = 0.802 W/kg; SAR (10 g) = 0.247 W/kg

Zoom Scan (22.0 mm x 22.0 mm x 22.0 mm): Measurement grid: 3.4 mm x 3.4 mm x 1.4 mm
Power Drift = -0.00 dB
SAR(1 g) = 0.832 W/kg; SAR(10 g) = 0.252 W/kg
psAPD (4.0cm2, sq) = 5.78 W/m2
Smallest distance from peaks to all points 3 dB below = 6.7
Ratio of SAR at M2 to SAR at M1 = 50.1

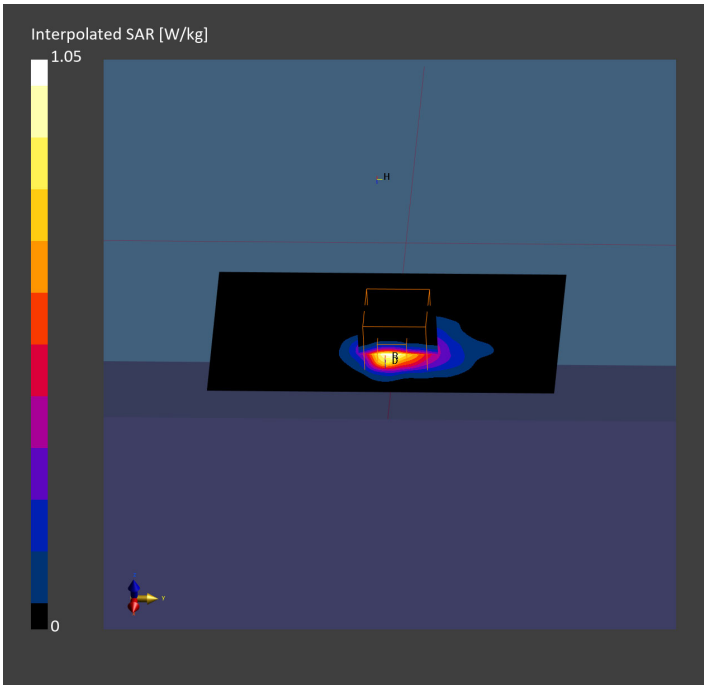

1_WLAN6GHz_802.11be320-EHT0_CH191_Back_0mm_Ant Aux

Device under Test Properties

Model, Manufacturer	Dimensions [mm]	IMEI	DUT Type
, Y302-02	274.0 x 202.0 x 24.0		Tablet

Exposure Conditions

Phantom Section	Position, Test Distance [mm]	Band	Group, UID	Frequency [MHz], Channel Number	Conversion Factor
5G Air	FRONT, 2.00	U-NII-8	WLAN, 11026-AAA	6905.0, 191	1.0

Hardware Setup

Phantom	Medium	Probe, Calibration Date	DAE, Calibration Date
mmWave- 1068	---Air	EUmmWV4 - SN9546_F1-55GHz, 2025-04-16	DAE4 Sn1651, 2025-02-12

Scan Setup

	5G Scan
Grid Extents [mm]	100.0 x 100.0
Grid Steps [lambda]	0.05 x 0.05
Sensor Surface [mm]	2.0
MAIA	Y

Measurement Results

	5G Scan
Date	2025-05-25
Avg. Area [cm^2]	4.00
psPDn+ [W/m^2]	3.66
psPDtot+ [W/m^2]	4.02
psPDmod+ [W/m^2]	4.76
E_{max} [V/m]	67.6
Power Drift [dB]	0.18

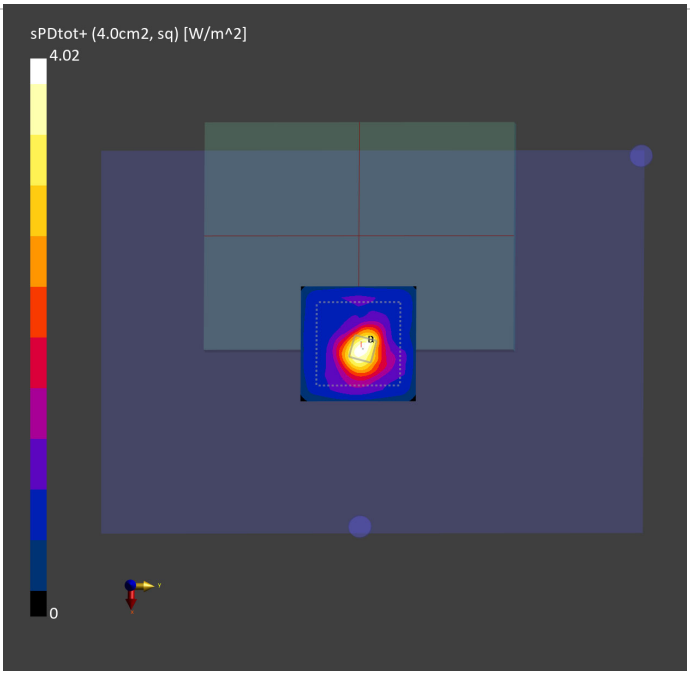

Test Laboratory: DEKRA Date: 2025/05/26

9_LTE_Band7_QPSK_20M_21100_1RB-0offset_Back_0mm_ANT Main

DUT: Rugged Controller; Type: Y302-02

Communication System: UID 0, LTE Band7; Frequency: 2535 MHz
Communication System PAR: 0 dB
Medium parameters used: f = 2535 MHz; σ = 1.84 S/m; ε_r = 37.89; ρ = 1000 kg/m^3
Phantom section: Flat Section
Measurement Standard: DASY5 (IEEE/IEC/ANSI C63.19-2011)

DASY Configuration:

- Probe: EX3DV4 - SN3979; ConvF(6.25, 7.93, 6.62) @ 2535 MHz; Calibrated: 2024/11/20
- Sensor-Surface: 1.4mm (Mechanical Surface Detection)
- Electronics: DAE4 Sn1425; Calibrated: 2024/11/18
- Phantom: ELI 5.0; Type: QDOVA002AA; Serial: 1199
- Measurement SW: DASY52, Version 52.10 (4);

Configuration/Flat/Area Scan (8x12x1): Measurement grid: dx=12mm, dy=12mm
Maximum value of SAR (measured) = 1.20 W/kg

Configuration/Flat/Zoom Scan (7x7x7)/Cube 0: Measurement grid: dx=5mm, dy=5mm, dz=5mm
Reference Value = 29.96 V/m; Power Drift = -0.16 dB
Peak SAR (extrapolated) = 1.76 W/kg
SAR(1 g) = 0.982 W/kg; SAR(10 g) = 0.487 W/kg
Smallest distance from peaks to all points 3 dB below = 10.3 mm
Ratio of SAR at M2 to SAR at M1 = 58.3%
Maximum value of SAR (measured) = 1.51 W/kg

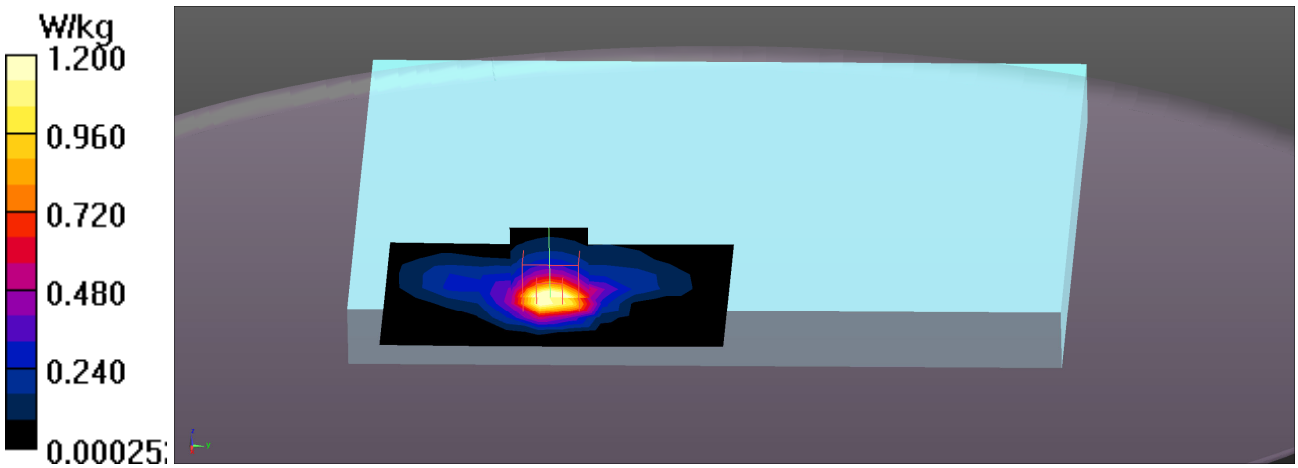

Test Laboratory: DEKRA Date: 2025/05/14

13_LTE_Band12_QPSK_10M_23095_1RB-0offset_Back_0mm_ANT Main

DUT: Rugged Controller; Type: Y302-02

Communication System: UID 0, LTE Band12; Frequency: 707.5 MHz
Communication System PAR: 0 dB
Medium parameters used: f = 707.5 MHz; σ = 0.9 S/m; ε_r = 42.8; ρ = 1000 kg/m^3
Phantom section: Flat Section
Measurement Standard: DASY5 (IEEE/IEC/ANSI C63.19-2011)

DASY Configuration:

- Probe: EX3DV4 - SN3979; ConvF(8.47, 10.75, 8.97) @ 707.5 MHz; Calibrated: 2024/11/20
- Sensor-Surface: 1.4mm (Mechanical Surface Detection)
- Electronics: DAE4 Sn1425; Calibrated: 2024/11/18
- Phantom: ELI 5.0; Type: QDOVA002AA; Serial: 1199
- Measurement SW: DASY52, Version 52.10 (4);

Configuration/Flat/Area Scan (7x11x1): Measurement grid: dx=15mm, dy=15mm
Maximum value of SAR (measured) = 1.14 W/kg

Configuration/Flat/Zoom Scan (5x5x7)/Cube 0: Measurement grid: dx=8mm, dy=8mm, dz=5mm
Reference Value = 6.124 V/m; Power Drift = -0.10 dB
Peak SAR (extrapolated) = 1.37 W/kg
SAR(1 g) = 0.863 W/kg; SAR(10 g) = 0.544 W/kg
Smallest distance from peaks to all points 3 dB below = 14.8 mm
Ratio of SAR at M2 to SAR at M1 = 63.8%
Maximum value of SAR (measured) = 1.20 W/kg

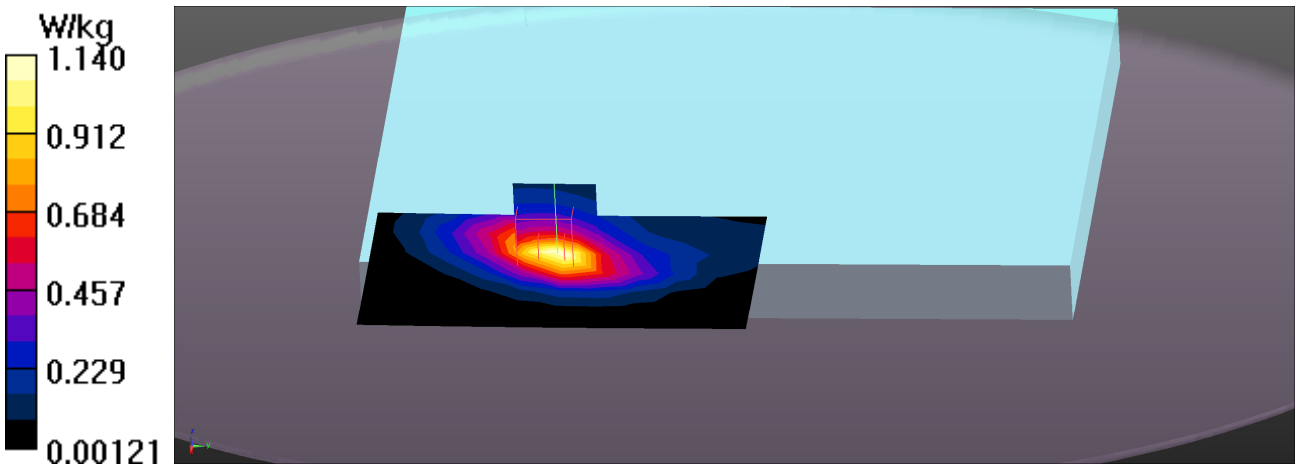

Test Laboratory: DEKRA Date: 2025/05/14

14_LTE_Band13_QPSK_10M_23230_1RB-0offset_Back_0mm_ANT Main

DUT: Rugged Controller; Type: Y302-02

Communication System: UID 0, LTE Band13; Frequency: 782 MHz
Communication System PAR: 0 dB
Medium parameters used: f = 782 MHz; σ = 0.92 S/m; ε_r = 42.57; ρ = 1000 kg/m^3
Phantom section: Flat Section
Measurement Standard: DASY5 (IEEE/IEC/ANSI C63.19-2011)

DASY Configuration:

- Probe: EX3DV4 - SN3979; ConvF(8.47, 10.75, 8.97) @ 782 MHz; Calibrated: 2024/11/20
- Sensor-Surface: 1.4mm (Mechanical Surface Detection)
- Electronics: DAE4 Sn1425; Calibrated: 2024/11/18
- Phantom: ELI 5.0; Type: QDOVA002AA; Serial: 1199
- Measurement SW: DASY52, Version 52.10 (4);

Configuration/Flat/Area Scan (7x11x1): Measurement grid: dx=15mm, dy=15mm
Maximum value of SAR (measured) = 0.969 W/kg

Configuration/Flat/Zoom Scan (5x5x7)/Cube 0: Measurement grid: dx=8mm, dy=8mm, dz=5mm
Reference Value = 35.77 V/m; Power Drift = -0.04 dB
Peak SAR (extrapolated) = 1.30 W/kg
SAR(1 g) = 0.807 W/kg; SAR(10 g) = 0.495 W/kg
Smallest distance from peaks to all points 3 dB below = 13.6 mm
Ratio of SAR at M2 to SAR at M1 = 62.7%
Maximum value of SAR (measured) = 1.13 W/kg

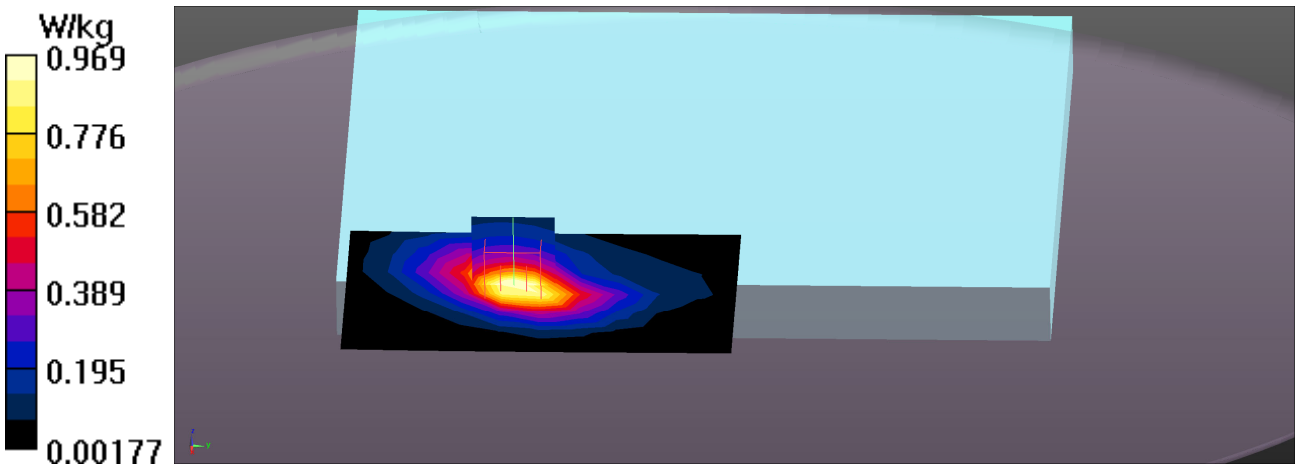

Test Laboratory: DEKRA Date: 2025/05/14

15_LTE_Band14_QPSK_10M_23330_1RB-0offset_Back_0mm_ANT Main

DUT: Rugged Controller; Type: Y302-02

Communication System: UID 0, LTE Band14; Frequency: 793 MHz
Communication System PAR: 0 dB
Medium parameters used: f = 793 MHz; σ = 0.92 S/m; ε_r = 42.54; ρ = 1000 kg/m^3
Phantom section: Flat Section
Measurement Standard: DASY5 (IEEE/IEC/ANSI C63.19-2011)

DASY Configuration:

- Probe: EX3DV4 - SN3979; ConvF(8.47, 10.75, 8.97) @ 793 MHz; Calibrated: 2024/11/20
- Sensor-Surface: 1.4mm (Mechanical Surface Detection)
- Electronics: DAE4 Sn1425; Calibrated: 2024/11/18
- Phantom: ELI 5.0; Type: QDOVA002AA; Serial: 1199
- Measurement SW: DASY52, Version 52.10 (4);

Configuration/Flat/Area Scan (7x11x1): Measurement grid: dx=15mm, dy=15mm
Maximum value of SAR (measured) = 0.937 W/kg

Configuration/Flat/Zoom Scan (5x5x7)/Cube 0: Measurement grid: dx=8mm, dy=8mm, dz=5mm
Reference Value = 37.08 V/m; Power Drift = -0.13 dB
Peak SAR (extrapolated) = 1.26 W/kg
SAR(1 g) = 0.783 W/kg; SAR(10 g) = 0.479 W/kg
Smallest distance from peaks to all points 3 dB below = 13.6 mm
Ratio of SAR at M2 to SAR at M1 = 63.1%
Maximum value of SAR (measured) = 1.10 W/kg

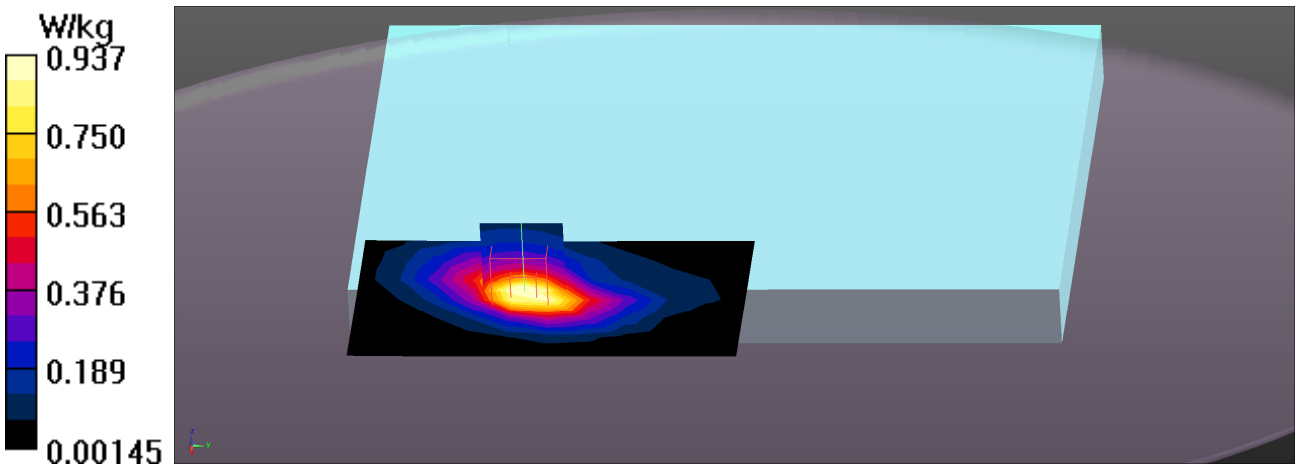

Test Laboratory: DEKRA Date: 2025/05/20

183_LTE_Band25_QPSK_20M_26365_1RB-0offset_Top_19mm_ANT Main

DUT: Rugged Controller; Type: Y302-02

Communication System: UID 0, LTE Band25; Frequency: 1882.5 MHz
Communication System PAR: 0 dB
Medium parameters used: f = 1882.5 MHz; σ = 1.38 S/m; ε_r = 40.96; ρ = 1000 kg/m^3
Phantom section: Flat Section
Measurement Standard: DASY5 (IEEE/IEC/ANSI C63.19-2011)

DASY Configuration:

- Probe: EX3DV4 - SN3979; ConvF(6.74, 8.55, 7.13) @ 1882.5 MHz; Calibrated: 2024/11/20
- Sensor-Surface: 1.4mm (Mechanical Surface Detection)
- Electronics: DAE4 Sn1425; Calibrated: 2024/11/18
- Phantom: ELI 5.0; Type: QDOVA002AA; Serial: 1199
- Measurement SW: DASY52, Version 52.10 (4);

Configuration/Flat/Area Scan (5x13x1): Measurement grid: dx=15mm, dy=15mm
Maximum value of SAR (measured) = 1.34 W/kg

Configuration/Flat/Zoom Scan (5x5x7)/Cube 0: Measurement grid: dx=8mm, dy=8mm, dz=5mm
Reference Value = 34.52 V/m; Power Drift = 0.02 dB
Peak SAR (extrapolated) = 1.59 W/kg
SAR(1 g) = 1.1 W/kg; SAR(10 g) = 0.701 W/kg
Smallest distance from peaks to all points 3 dB below = 17.9 mm
Ratio of SAR at M2 to SAR at M1 = 69.2%
Maximum value of SAR (measured) = 1.44 W/kg

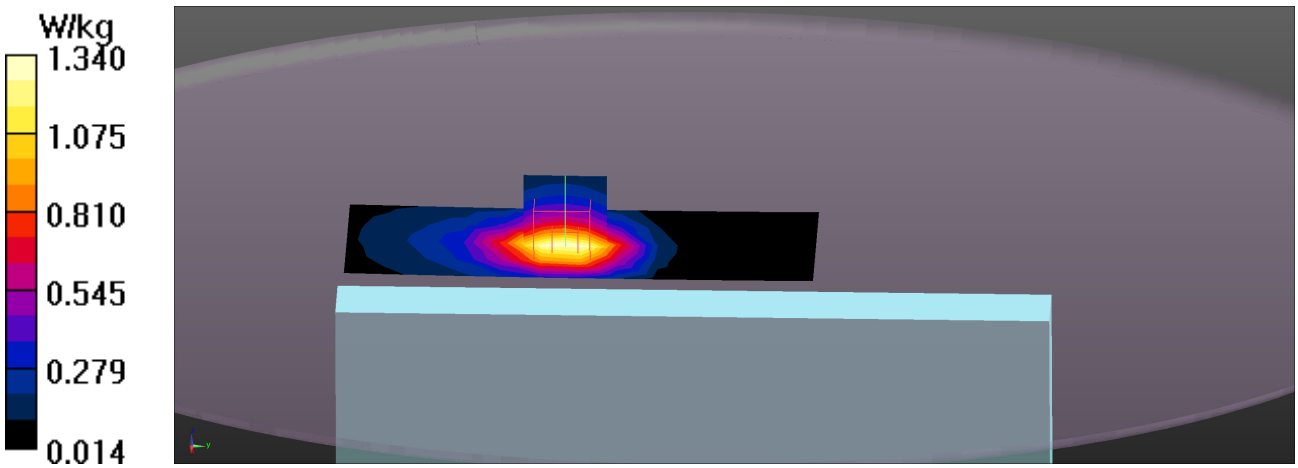

Test Laboratory: DEKRA Date: 2025/05/16

17_LTE_Band26_QPSK_15M_26865_1RB-0offset_Back_0mm_ANT Main

DUT: Rugged Controller; Type: Y302-02

Communication System: UID 0, LTE Band26; Frequency: 831.5 MHz
Communication System PAR: 0 dB
Medium parameters used: f = 831.5 MHz; σ = 0.92 S/m; ε_r = 41.35; ρ = 1000 kg/m^3
Phantom section: Flat Section
Measurement Standard: DASY5 (IEEE/IEC/ANSI C63.19-2011)

DASY Configuration:

- Probe: EX3DV4 - SN3979; ConvF(8.22, 10.43, 8.7) @ 831.5 MHz; Calibrated: 2024/11/20
- Sensor-Surface: 1.4mm (Mechanical Surface Detection)
- Electronics: DAE4 Sn1425; Calibrated: 2024/11/18
- Phantom: ELI 5.0; Type: QDOVA002AA; Serial: 1199
- Measurement SW: DASY52, Version 52.10 (4);

Configuration/Flat/Area Scan (7x11x1): Measurement grid: dx=15mm, dy=15mm
Maximum value of SAR (measured) = 0.945 W/kg

Configuration/Flat/Zoom Scan (5x5x7)/Cube 0: Measurement grid: dx=8mm, dy=8mm, dz=5mm
Reference Value = 35.00 V/m; Power Drift = 0.04 dB
Peak SAR (extrapolated) = 1.32 W/kg
SAR(1 g) = 0.815 W/kg; SAR(10 g) = 0.496 W/kg
Smallest distance from peaks to all points 3 dB below = 12.9 mm
Ratio of SAR at M2 to SAR at M1 = 62.8%
Maximum value of SAR (measured) = 1.15 W/kg

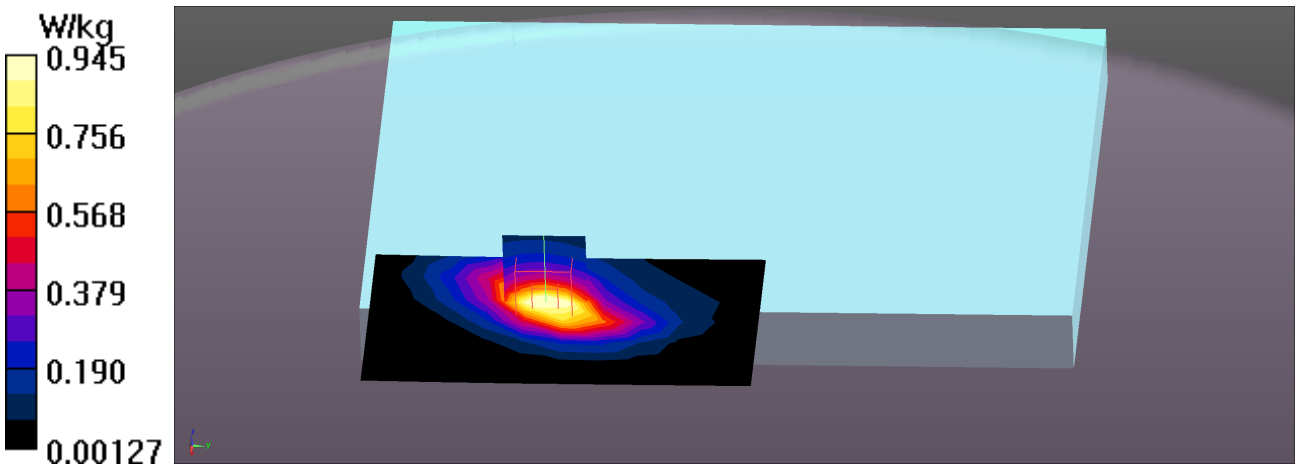

Test Laboratory: DEKRA Date: 2025/05/26

41_LTE_Band38_QPSK_20M_38000_1RB-0offset_Back_0mm_ANT Main

DUT: Rugged Controller; Type: Y302-02

Communication System: UID 0, LTE Band38; Frequency: 2595 MHz
Communication System PAR: 2.014 dB
Medium parameters used: f = 2595 MHz; σ = 1.91 S/m; ε_r = 37.7; ρ = 1000 kg/m^3
Phantom section: Flat Section
Measurement Standard: DASY5 (IEEE/IEC/ANSI C63.19-2011)

DASY Configuration:

- Probe: EX3DV4 - SN3979; ConvF(6.25, 7.93, 6.62) @ 2595 MHz; Calibrated: 2024/11/20
- Sensor-Surface: 1.4mm (Mechanical Surface Detection)
- Electronics: DAE4 Sn1425; Calibrated: 2024/11/18
- Phantom: ELI 5.0; Type: QDOVA002AA; Serial: 1199
- Measurement SW: DASY52, Version 52.10 (4);

Configuration/Flat/Area Scan (7x11x1): Measurement grid: dx=12mm, dy=12mm
Maximum value of SAR (measured) = 1.48 W/kg

Configuration/Flat/Zoom Scan (7x7x7)/Cube 0: Measurement grid: dx=5mm, dy=5mm, dz=5mm
Reference Value = 31.63 V/m; Power Drift = 0.07 dB
Peak SAR (extrapolated) = 2.03 W/kg
SAR(1 g) = 1.1 W/kg; SAR(10 g) = 0.559 W/kg
Smallest distance from peaks to all points 3 dB below = 10 mm
Ratio of SAR at M2 to SAR at M1 = 55.6%
Maximum value of SAR (measured) = 1.68 W/kg

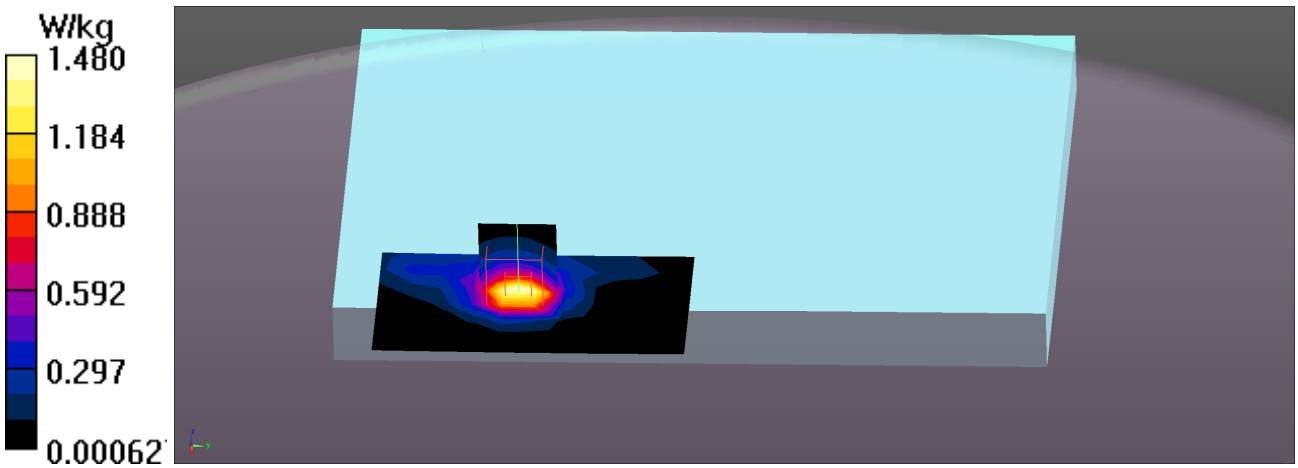

Test Laboratory: DEKRA Date: 2025/05/26

23_LTE_Band41_QPSK_20M_40620_1RB-0offset_Back_0mm_ANT Main

DUT: Rugged Controller; Type: Y302-02

Communication System: UID 0, LTE Band41; Frequency: 2593 MHz
Communication System PAR: 2.014 dB
Medium parameters used: f = 2593 MHz; σ = 1.91 S/m; ε_r = 37.71; ρ = 1000 kg/m^3
Phantom section: Flat Section
Measurement Standard: DASY5 (IEEE/IEC/ANSI C63.19-2011)

DASY Configuration:

- Probe: EX3DV4 - SN3979; ConvF(6.25, 7.93, 6.62) @ 2593 MHz; Calibrated: 2024/11/20
- Sensor-Surface: 1.4mm (Mechanical Surface Detection)
- Electronics: DAE4 Sn1425; Calibrated: 2024/11/18
- Phantom: ELI 5.0; Type: QDOVA002AA; Serial: 1199
- Measurement SW: DASY52, Version 52.10 (4);

Configuration/Flat/Area Scan (7x13x1): Measurement grid: dx=12mm, dy=12mm
Maximum value of SAR (measured) = 1.39 W/kg

Configuration/Flat/Zoom Scan (7x7x7)/Cube 0: Measurement grid: dx=5mm, dy=5mm, dz=5mm
Reference Value = 30.85 V/m; Power Drift = -0.04 dB
Peak SAR (extrapolated) = 1.92 W/kg
SAR(1 g) = 1.05 W/kg; SAR(10 g) = 0.518 W/kg
Smallest distance from peaks to all points 3 dB below = 10.6 mm
Ratio of SAR at M2 to SAR at M1 = 56.6%
Maximum value of SAR (measured) = 1.62 W/kg

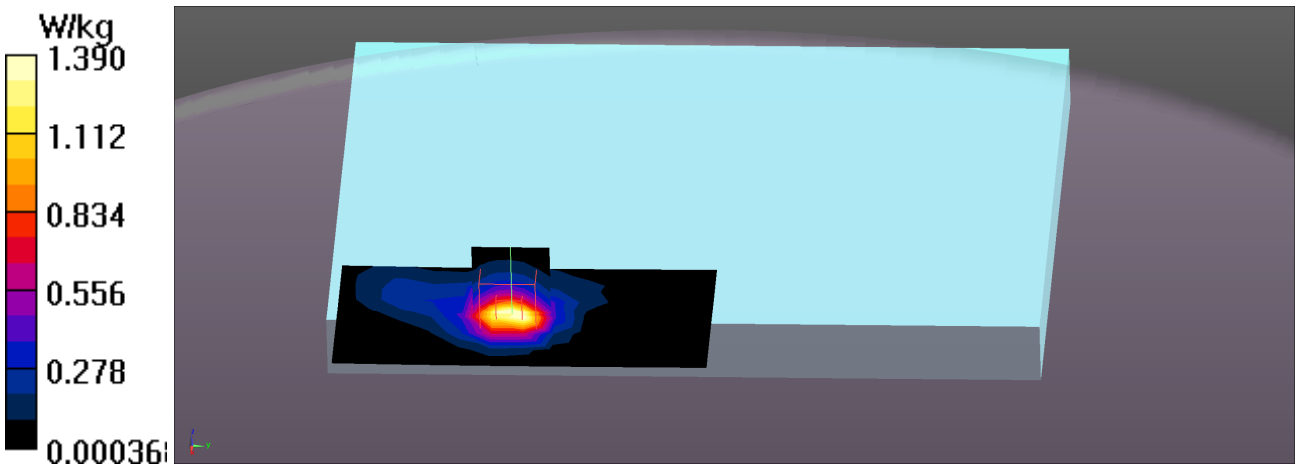

Test Laboratory: DEKRA Date: 2025/06/01

218_LTE_Band41_QPSK_20M_40620_1RB-0offset_Back_0mm_ANT Main_HPUE

DUT: Rugged Controller; Type: Y302-02

Communication System: UID 0, LTE Band41; Frequency: 2593 MHz
Communication System PAR: 2.331 dB
Medium parameters used: f = 2593 MHz; σ = 1.94 S/m; ε_r = 38.25; ρ = 1000 kg/m^3
Phantom section: Flat Section
Measurement Standard: DASY5 (IEEE/IEC/ANSI C63.19-2011)

DASY Configuration:

- Probe: EX3DV4 - SN3979; ConvF(6.25, 7.93, 6.62) @ 2593 MHz; Calibrated: 2024/11/20
- Sensor-Surface: 1.4mm (Mechanical Surface Detection)
- Electronics: DAE4 Sn1425; Calibrated: 2024/11/18
- Phantom: ELI 5.0; Type: QDOVA002AA; Serial: 1199
- Measurement SW: DASY52, Version 52.10 (4);

Configuration/Flat/Area Scan (7x13x1): Measurement grid: dx=12mm, dy=12mm
Maximum value of SAR (measured) = 1.42 W/kg

Configuration/Flat/Zoom Scan (7x7x7)/Cube 0: Measurement grid: dx=5mm, dy=5mm, dz=5mm
Reference Value = 30.88 V/m; Power Drift = -0.04 dB
Peak SAR (extrapolated) = 1.96 W/kg
SAR(1 g) = 1.07 W/kg; SAR(10 g) = 0.527 W/kg
Smallest distance from peaks to all points 3 dB below = 10.6 mm
Ratio of SAR at M2 to SAR at M1 = 56.6%
Maximum value of SAR (measured) = 1.65 W/kg

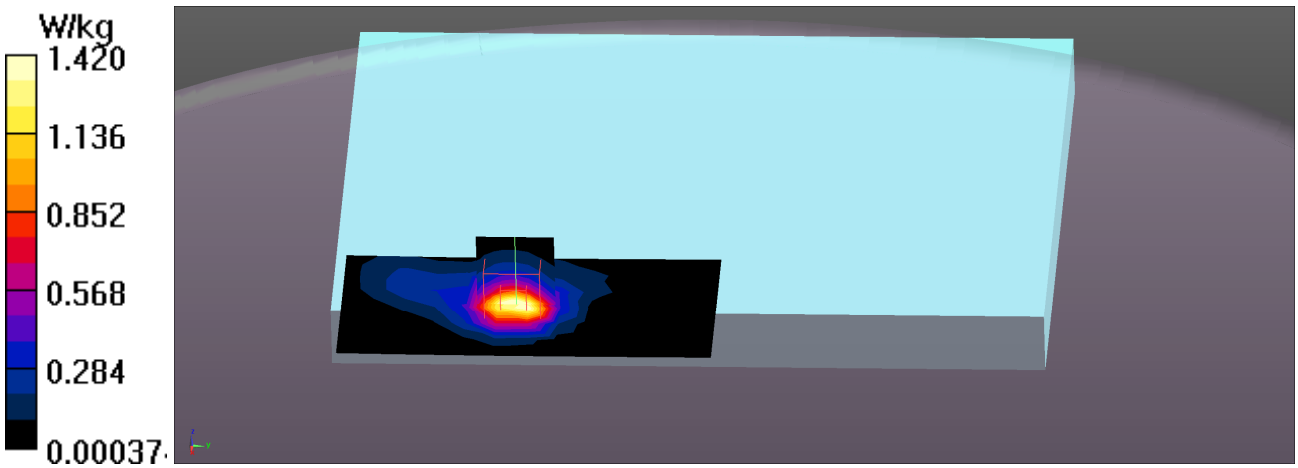

Test Laboratory: DEKRA Date: 2025/05/28

613_LTE_Band42_QPSK_20M_43340_1RB-0offset_Top_0mm_ANT Main

DUT: Rugged Controller; Type: Y302-02

Communication System: UID 0, LTE Band 42; Frequency: 3575 MHz
Communication System PAR: 2.014 dB
Medium parameters used: f = 3575 MHz; σ = 2.97 S/m; ε_r = 37.66; ρ = 1000 kg/m^3
Phantom section: Flat Section
Measurement Standard: DASY5 (IEEE/IEC/ANSI C63.19-2011)

DASY Configuration:

- Probe: EX3DV4 - SN3979; ConvF(6.06, 7.69, 6.42) @ 3575 MHz; Calibrated: 2024/11/20
- Sensor-Surface: 1.4mm (Mechanical Surface Detection)
- Electronics: DAE4 Sn1425; Calibrated: 2024/11/18
- Phantom: ELI 5.0; Type: QDOVA002AA; Serial: 1199
- Measurement SW: DASY52, Version 52.10 (4);

Configuration/Flat/Area Scan (6x14x1): Measurement grid: dx=12mm, dy=12mm
Maximum value of SAR (measured) = 1.14 W/kg

Configuration/Flat/Zoom Scan (7x7x8)/Cube 0: Measurement grid: dx=5mm, dy=5mm, dz=1.4mm
Reference Value = 27.03 V/m; Power Drift = -0.14 dB
Peak SAR (extrapolated) = 2.96 W/kg
SAR(1 g) = 0.957 W/kg; SAR(10 g) = 0.337 W/kg
Smallest distance from peaks to all points 3 dB below = 7.3 mm
Ratio of SAR at M2 to SAR at M1 = 70.9%
Maximum value of SAR (measured) = 1.97 W/kg

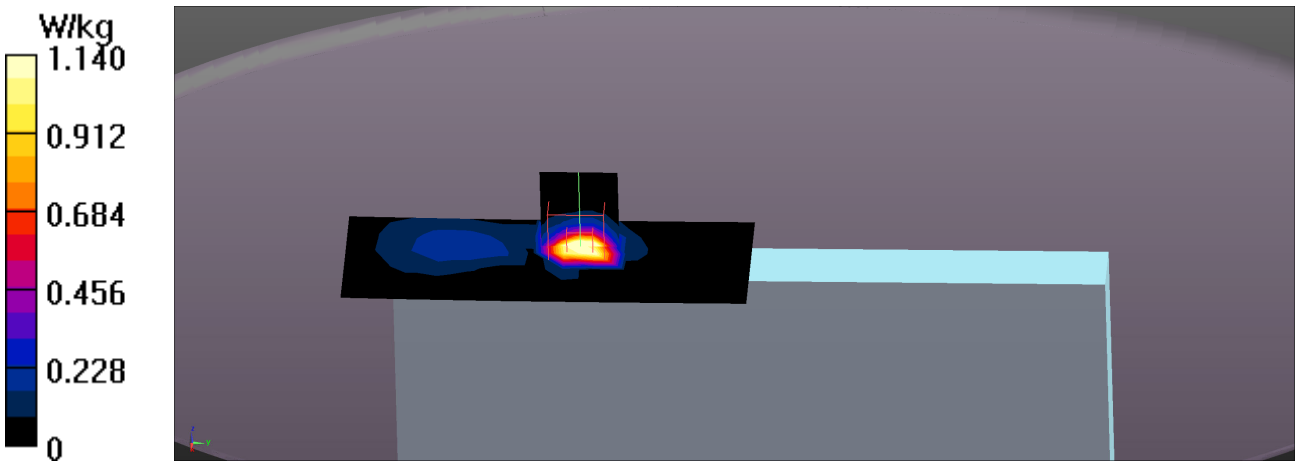

Test Laboratory: DEKRA Date: 2025/06/04

38_LTE_Band43_QPSK_20M_44090_1RB-0offset_Top_0mm_ANT Main

DUT: Rugged Controller; Type: Y302-02

Communication System: UID 0, LTE Band43; Frequency: 3650 MHz
Communication System PAR: 2.014 dB
Medium parameters used: f = 3650 MHz; σ = 3.03 S/m; ε_r = 37.53; ρ = 1000 kg/m^3
Phantom section: Flat Section
Measurement Standard: DASY5 (IEEE/IEC/ANSI C63.19-2011)

DASY Configuration:

- Probe: EX3DV4 - SN3979; ConvF(5.93, 7.52, 6.28) @ 3650 MHz; Calibrated: 2024/11/20
- Sensor-Surface: 1.4mm (Mechanical Surface Detection)
- Electronics: DAE4 Sn1425; Calibrated: 2024/11/18
- Phantom: ELI 5.0; Type: QDOVA002AA; Serial: 1199
- Measurement SW: DASY52, Version 52.10 (4);

Configuration/Flat/Area Scan (6x11x1): Measurement grid: dx=12mm, dy=12mm
Maximum value of SAR (measured) = 1.17 W/kg

Configuration/Flat/Zoom Scan (7x7x8)/Cube 0: Measurement grid: dx=5mm, dy=5mm, dz=1.4mm
Reference Value = 23.40 V/m; Power Drift = -0.10 dB
Peak SAR (extrapolated) = 2.36 W/kg
SAR(1 g) = 0.735 W/kg; SAR(10 g) = 0.259 W/kg
Smallest distance from peaks to all points 3 dB below = 6.4 mm
Ratio of SAR at M2 to SAR at M1 = 73.2%
Maximum value of SAR (measured) = 1.50 W/kg

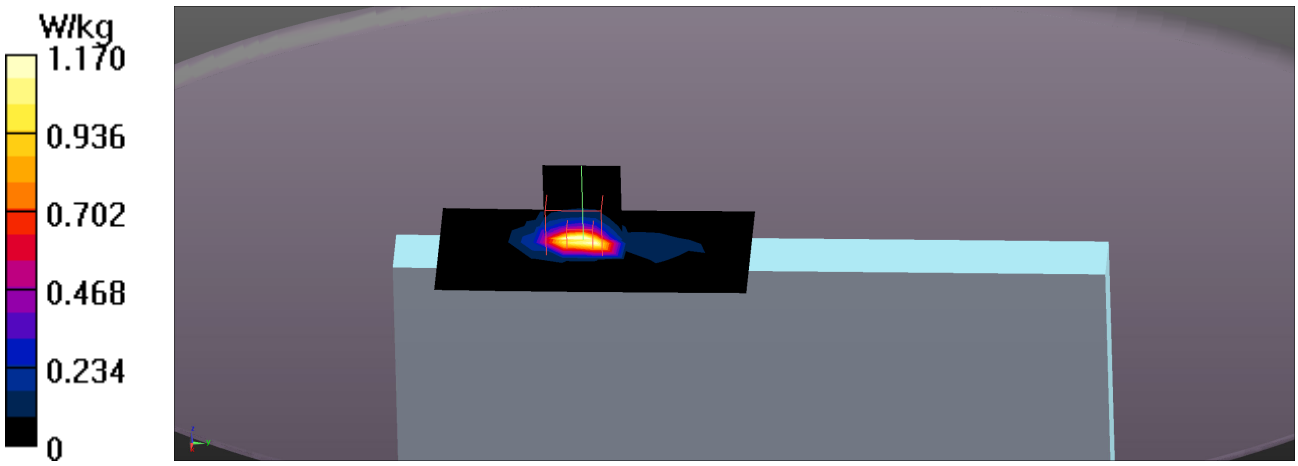

Test Laboratory: DEKRA Date: 2025/05/18

172_LTE_Band66_QPSK_20M_132322_1RB-0offset_Top_19mm_ANT Main

DUT: Rugged Controller; Type: Y302-02

Communication System: UID 0, LTE Band66; Frequency: 1745 MHz
Communication System PAR: 0 dB
Medium parameters used: f = 1745 MHz; σ = 1.34 S/m; ε_r = 39.77; ρ = 1000 kg/m^3
Phantom section: Flat Section
Measurement Standard: DASY5 (IEEE/IEC/ANSI C63.19-2011)

DASY Configuration:

- Probe: EX3DV4 - SN3979; ConvF(6.92, 8.78, 7.33) @ 1745 MHz; Calibrated: 2024/11/20
- Sensor-Surface: 1.4mm (Mechanical Surface Detection)
- Electronics: DAE4 Sn1425; Calibrated: 2024/11/18
- Phantom: ELI 5.0; Type: QDOVA002AA; Serial: 1199
- Measurement SW: DASY52, Version 52.10 (4);

Configuration/Flat/Area Scan (6x13x1): Measurement grid: dx=12mm, dy=12mm
Maximum value of SAR (measured) = 1.24 W/kg

Configuration/Flat/Zoom Scan (7x7x7)/Cube 0: Measurement grid: dx=5mm, dy=5mm, dz=5mm
Reference Value = 33.51 V/m; Power Drift = 0.15 dB
Peak SAR (extrapolated) = 1.56 W/kg
SAR(1 g) = 1.01 W/kg; SAR(10 g) = 0.628 W/kg
Smallest distance from peaks to all points 3 dB below = 16.6 mm
Ratio of SAR at M2 to SAR at M1 = 64.9%
Maximum value of SAR (measured) = 1.38 W/kg

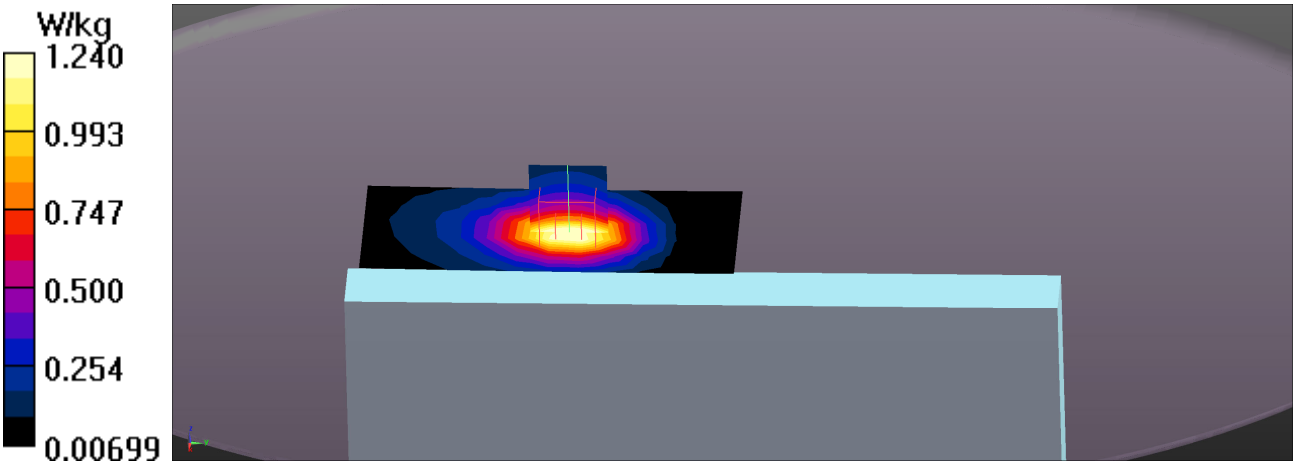

Test Laboratory: DEKRA Date: 2025/05/14

33_LTE_Band71_QPSK_20M_133322_1RB-0offset_Top_0mm_ANT Main

DUT: Rugged Controller; Type: Y302-02

Communication System: UID 0, LTE Band 71; Frequency: 683 MHz
Communication System PAR: 0 dB
Medium parameters used: f = 683 MHz; σ = 0.89 S/m; ε_r = 42.88; ρ = 1000 kg/m^3
Phantom section: Flat Section
Measurement Standard: DASY5 (IEEE/IEC/ANSI C63.19-2011)

DASY Configuration:

- Probe: EX3DV4 - SN3979; ConvF(8.47, 10.75, 8.97) @ 683 MHz; Calibrated: 2024/11/20
- Sensor-Surface: 1.4mm (Mechanical Surface Detection)
- Electronics: DAE4 Sn1425; Calibrated: 2024/11/18
- Phantom: ELI 5.0; Type: QDOVA002AA; Serial: 1199
- Measurement SW: DASY52, Version 52.10 (4);

Configuration/Flat/Area Scan (6x12x1): Measurement grid: dx=12mm, dy=12mm
Maximum value of SAR (measured) = 1.26 W/kg

Configuration/Flat/Zoom Scan (7x7x7)/Cube 0: Measurement grid: dx=5mm, dy=5mm, dz=5mm
Reference Value = 40.11 V/m; Power Drift = 0.15 dB
Peak SAR (extrapolated) = 2.13 W/kg
SAR(1 g) = 0.788 W/kg; SAR(10 g) = 0.383 W/kg
Smallest distance from peaks to all points 3 dB below = 6 mm
Ratio of SAR at M2 to SAR at M1 = 48.8%
Maximum value of SAR (measured) = 1.36 W/kg

Configuration/Flat/Zoom Scan (7x7x7)/Cube 1: Measurement grid: dx=5mm, dy=5mm, dz=5mm
Reference Value = 40.11 V/m; Power Drift = 0.15 dB
Peak SAR (extrapolated) = 1.85 W/kg
SAR(1 g) = 0.816 W/kg; SAR(10 g) = 0.442 W/kg
Smallest distance from peaks to all points 3 dB below = 7 mm
Ratio of SAR at M2 to SAR at M1 = 47%
Maximum value of SAR (measured) = 1.35 W/kg

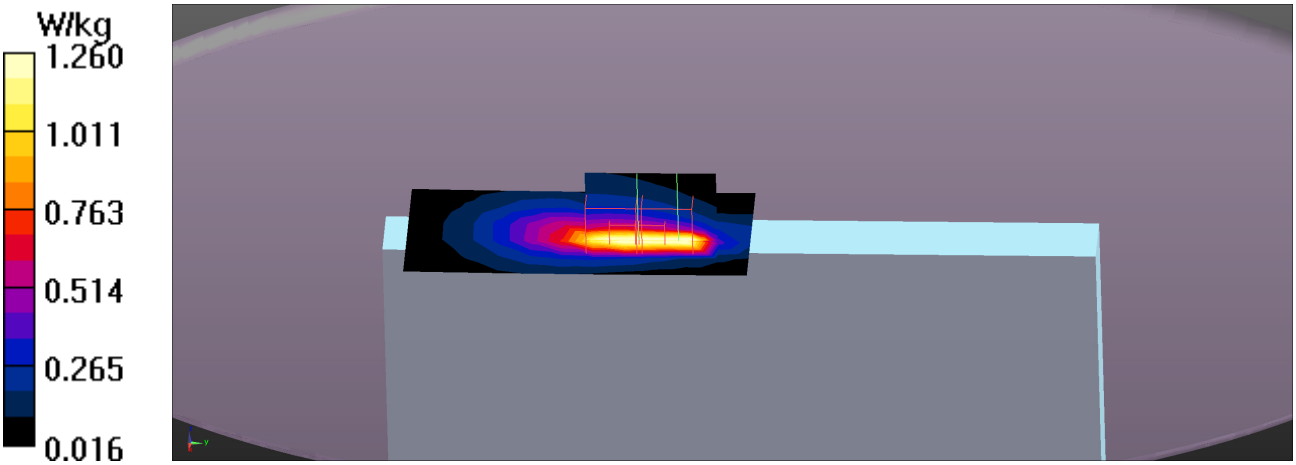

SAR measurement variability

Test Laboratory: DEKRA Date: 2025/05/27

544_WLAN2.4GHz_802.11b-1M_CH11_Bottom_0mm_ANT Aux_Verify

DUT: Rugged Controller; Type: Y302-02

Communication System: UID 0, WLAN 2.4G; Frequency: 2462 MHz
Communication System PAR: 0 dB
Medium parameters used: f = 2462 MHz; σ = 1.79 S/m; ε_r = 39.71; ρ = 1000 kg/m^3
Phantom section: Flat Section
Measurement Standard: DASY5 (IEEE/IEC/ANSI C63.19-2011)

DASY Configuration:

- Probe: EX3DV4 - SN7631; ConvF(7.94, 7.57, 7.27) @ 2462 MHz; Calibrated: 2025/02/26
- Sensor-Surface: 1.4mm (Mechanical Surface Detection)
- Electronics: DAE4 Sn1651; Calibrated: 2025/02/12
- Phantom: ELI V8.0; Type: QD OVA 004 AA; Serial: 2139
- Measurement SW: DASY52, Version 52.10 (4);

Configuration/Flat/Area Scan (5x13x1): Measurement grid: dx=12mm, dy=12mm
Maximum value of SAR (measured) = 1.24 W/kg

Configuration/Flat/Zoom Scan (7x7x7)/Cube 0: Measurement grid: dx=5mm, dy=5mm, dz=5mm
Reference Value = 15.51 V/m; Power Drift = 0.13 dB
Peak SAR (extrapolated) = 2.00 W/kg
SAR(1 g) = 0.935 W/kg; SAR(10 g) = 0.379 W/kg
Smallest distance from peaks to all points 3 dB below = 7.1 mm
Ratio of SAR at M2 to SAR at M1 = 48.3%
Maximum value of SAR (measured) = 1.63 W/kg

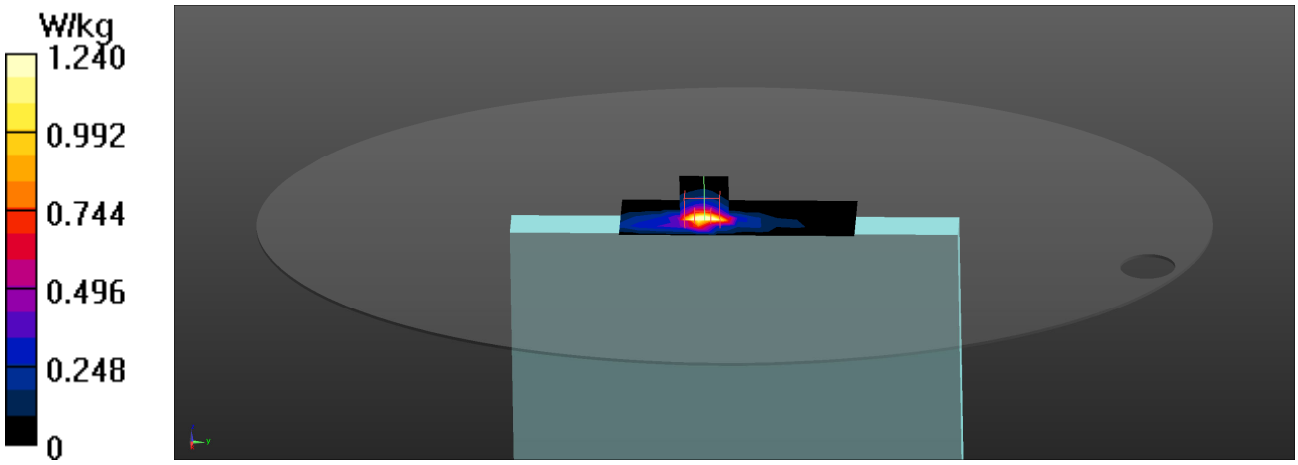

Test Laboratory: DEKRA Date: 2025/05/21

546_WLAN5GHz_802.11ac80-VHT0_CH58_Back_0mm_ANT Aux_Verify

DUT: Rugged Controller; Type: Y302-02

Communication System: UID 0, WLAN 5G; Frequency: 5290 MHz
Communication System PAR: 0 dB
Medium parameters used: f = 5290 MHz; σ = 4.82 S/m; ε_r = 36.27; ρ = 1000 kg/m^3
Phantom section: Flat Section
Measurement Standard: DASY5 (IEEE/IEC/ANSI C63.19-2011)

DASY Configuration:

- Probe: EX3DV4 - SN7631; ConvF(6.04, 5.76, 5.54) @ 5290 MHz; Calibrated: 2025/02/26
- Sensor-Surface: 1.4mm (Mechanical Surface Detection)
- Electronics: DAE4 Sn1651; Calibrated: 2025/02/12
- Phantom: ELI V8.0; Type: QD OVA 004 AA; Serial: 2139
- Measurement SW: DASY52, Version 52.10 (4);

Configuration/Flat/Area Scan (7x15x1): Measurement grid: dx=10mm, dy=10mm
Maximum value of SAR (measured) = 2.61 W/kg

Configuration/Flat/Zoom Scan (7x7x7)/Cube 0: Measurement grid: dx=4mm, dy=4mm, dz=1.4mm
Reference Value = 25.73 V/m; Power Drift = 0.02 dB
Peak SAR (extrapolated) = 4.91 W/kg
SAR(1 g) = 1.07 W/kg; SAR(10 g) = 0.284 W/kg
Smallest distance from peaks to all points 3 dB below = 5.6 mm
Ratio of SAR at M2 to SAR at M1 = 62.5%
Maximum value of SAR (measured) = 2.82 W/kg

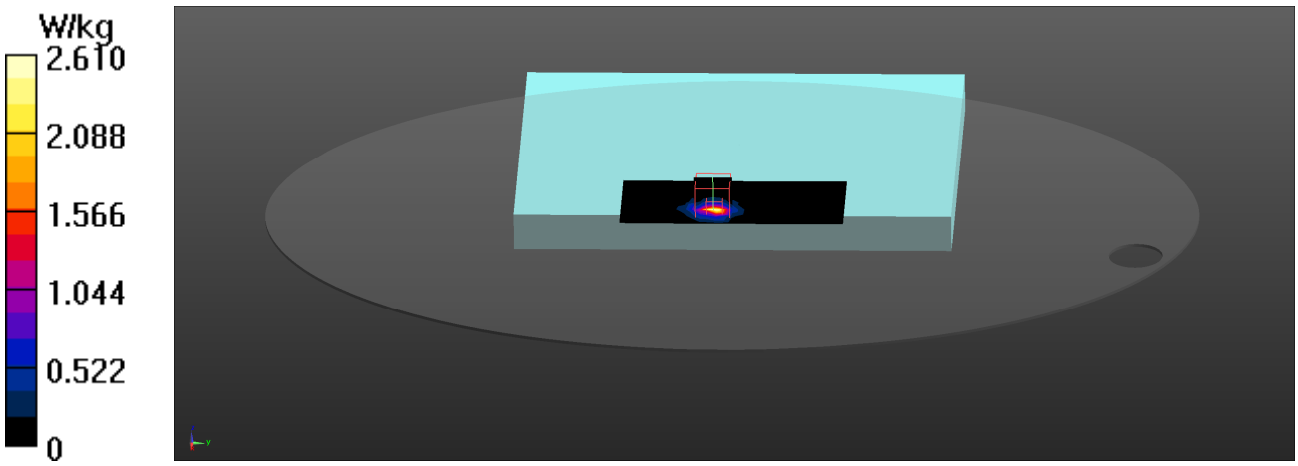

Test Laboratory: DEKRA Date: 2025-05-24

545_WLAN6GHz_802.11be320-EHT0_CH191_Back_0mm_ANT Aux_Verify

Communication System: UID 11026-AAB, WLAN; Frequency: 6905.000 MHz
Medium parameters used: f = 6905.000 MHz; Conductivity = 6.39 S/m; Permittivity = 33.9
Phantom section: Flat

DASY Configuration:

- Probe: EX3DV4 - SN7631; ConvF(5.78, 5.51, 5.3); Calibrated: 2025-02-26
- Sensor-Surface: 1.4 mm
- Electronics: DAE4 Sn1651; Calibrated: 2025-02-12
- Phantom: ELI V8.0 (20deg probe tilt)
- Measurement SW: V16.4.0.5005

Area Scan (68.0 mm x 119.0 mm): Measurement grid: 8.5 mm x 8.5 mm
SAR (1 g) = 0.788 W/kg; SAR (10 g) = 0.243 W/kg

Zoom Scan (22.0 mm x 22.0 mm x 22.0 mm): Measurement grid: 3.4 mm x 3.4 mm x 1.4 mm
Power Drift = -0.05 dB
SAR(1 g) = 0.826 W/kg; SAR(10 g) = 0.251 W/kg
psAPD (4.0cm2, sq) = 5.74 W/m2
Smallest distance from peaks to all points 3 dB below = 6.3
Ratio of SAR at M2 to SAR at M1 = 50.1

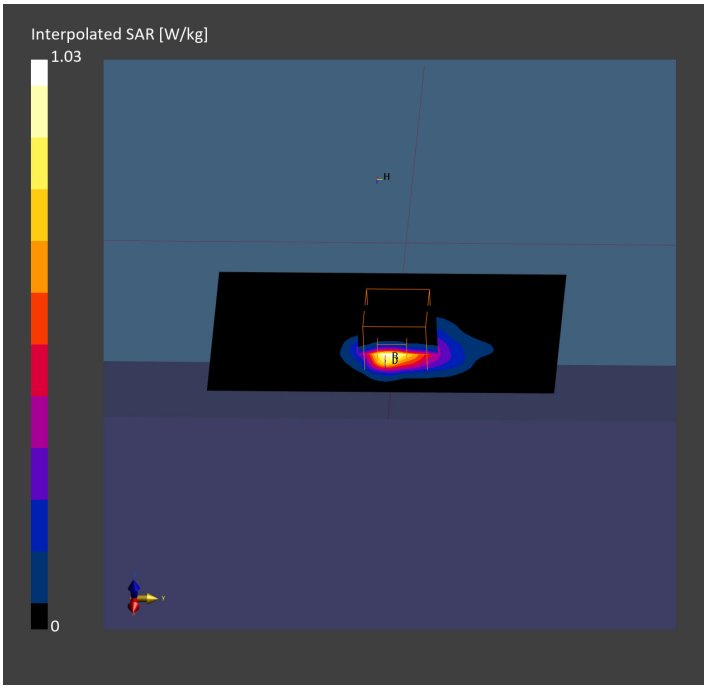

Test Laboratory: DEKRA Date: 2025/05/14

241_LTE_Band12_QPSK_10M_23095_1RB-0offset_Back_0mm_ANT Main_Verify

DUT: Rugged Controller; Type: Y302-02

Communication System: UID 0, LTE Band12; Frequency: 707.5 MHz
Communication System PAR: 0 dB
Medium parameters used: f = 707.5 MHz; σ = 0.9 S/m; ε_r = 42.8; ρ = 1000 kg/m^3
Phantom section: Flat Section
Measurement Standard: DASY5 (IEEE/IEC/ANSI C63.19-2011)

DASY Configuration:

- Probe: EX3DV4 - SN3979; ConvF(8.47, 10.75, 8.97) @ 707.5 MHz; Calibrated: 2024/11/20
- Sensor-Surface: 1.4mm (Mechanical Surface Detection)
- Electronics: DAE4 Sn1425; Calibrated: 2024/11/18
- Phantom: ELI 5.0; Type: QDOVA002AA; Serial: 1199
- Measurement SW: DASY52, Version 52.10 (4);

Configuration/Flat/Area Scan (7x11x1): Measurement grid: dx=15mm, dy=15mm
Maximum value of SAR (measured) = 1.10 W/kg

Configuration/Flat/Zoom Scan (5x5x7)/Cube 0: Measurement grid: dx=8mm, dy=8mm, dz=5mm
Reference Value = 38.70 V/m; Power Drift = -0.13 dB
Peak SAR (extrapolated) = 1.31 W/kg
SAR(1 g) = 0.844 W/kg; SAR(10 g) = 0.537 W/kg
Smallest distance from peaks to all points 3 dB below = 15.1 mm
Ratio of SAR at M2 to SAR at M1 = 65%
Maximum value of SAR (measured) = 1.16 W/kg

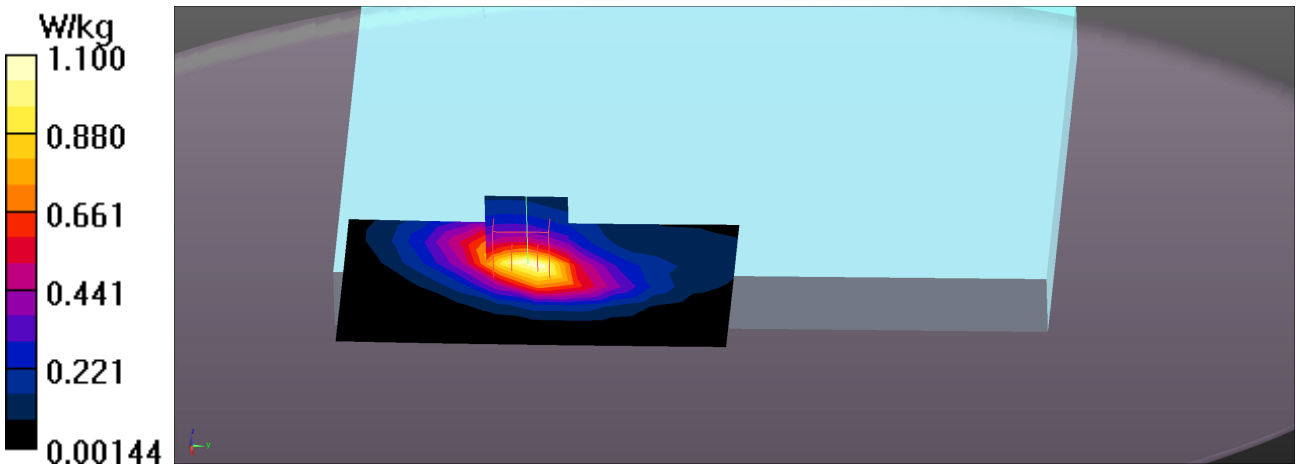

Test Laboratory: DEKRA Date: 2025/05/20

192_LTE_Band25_QPSK_20M_26365_1RB-0offset_Top_19mm_ANT Main_Verify

DUT: Rugged Controller; Type: Y302-02

Communication System: UID 0, LTE Band25; Frequency: 1882.5 MHz
Communication System PAR: 0 dB
Medium parameters used: f = 1882.5 MHz; σ = 1.38 S/m; ε_r = 40.96; ρ = 1000 kg/m^3
Phantom section: Flat Section
Measurement Standard: DASY5 (IEEE/IEC/ANSI C63.19-2011)

DASY Configuration:

- Probe: EX3DV4 - SN3979; ConvF(6.74, 8.55, 7.13) @ 1882.5 MHz; Calibrated: 2024/11/20
- Sensor-Surface: 1.4mm (Mechanical Surface Detection)
- Electronics: DAE4 Sn1425; Calibrated: 2024/11/18
- Phantom: ELI 5.0; Type: QDOVA002AA; Serial: 1199
- Measurement SW: DASY52, Version 52.10 (4);

Configuration/Flat/Area Scan (5x13x1): Measurement grid: dx=15mm, dy=15mm
Maximum value of SAR (measured) = 1.24 W/kg

Configuration/Flat/Zoom Scan (5x5x7)/Cube 0: Measurement grid: dx=8mm, dy=8mm, dz=5mm
Reference Value = 28.77 V/m; Power Drift = 0.10 dB
Peak SAR (extrapolated) = 1.47 W/kg
SAR(1 g) = 1.01 W/kg; SAR(10 g) = 0.640 W/kg
Smallest distance from peaks to all points 3 dB below = 17.9 mm
Ratio of SAR at M2 to SAR at M1 = 69%
Maximum value of SAR (measured) = 1.33 W/kg

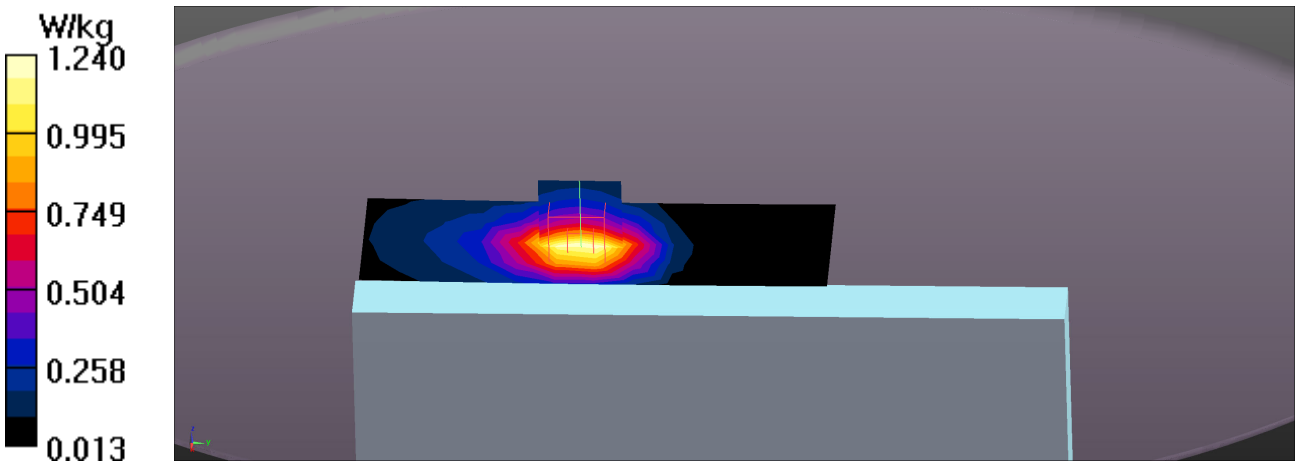

Test Laboratory: DEKRA Date: 2025/05/16

62_LTE_Band26_QPSK_15M_26865_1RB-0offset_Back_0mm_ANT Main_Verify

DUT: Rugged Controller; Type: Y302-02

Communication System: UID 0, LTE Band26; Frequency: 831.5 MHz
Communication System PAR: 0 dB
Medium parameters used: f = 831.5 MHz; σ = 0.92 S/m; ε_r = 41.35; ρ = 1000 kg/m^3
Phantom section: Flat Section
Measurement Standard: DASY5 (IEEE/IEC/ANSI C63.19-2011)

DASY Configuration:

- Probe: EX3DV4 - SN3979; ConvF(8.22, 10.43, 8.7) @ 831.5 MHz; Calibrated: 2024/11/20
- Sensor-Surface: 1.4mm (Mechanical Surface Detection)
- Electronics: DAE4 Sn1425; Calibrated: 2024/11/18
- Phantom: ELI 5.0; Type: QDOVA002AA; Serial: 1199
- Measurement SW: DASY52, Version 52.10 (4);

Configuration/Flat/Area Scan (7x11x1): Measurement grid: dx=15mm, dy=15mm
Maximum value of SAR (measured) = 1.03 W/kg

Configuration/Flat/Zoom Scan (5x5x7)/Cube 0: Measurement grid: dx=8mm, dy=8mm, dz=5mm
Reference Value = 36.75 V/m; Power Drift = -0.01 dB
Peak SAR (extrapolated) = 1.28 W/kg
SAR(1 g) = 0.788 W/kg; SAR(10 g) = 0.478 W/kg
Smallest distance from peaks to all points 3 dB below = 12.5 mm
Ratio of SAR at M2 to SAR at M1 = 62.1%
Maximum value of SAR (measured) = 1.10 W/kg

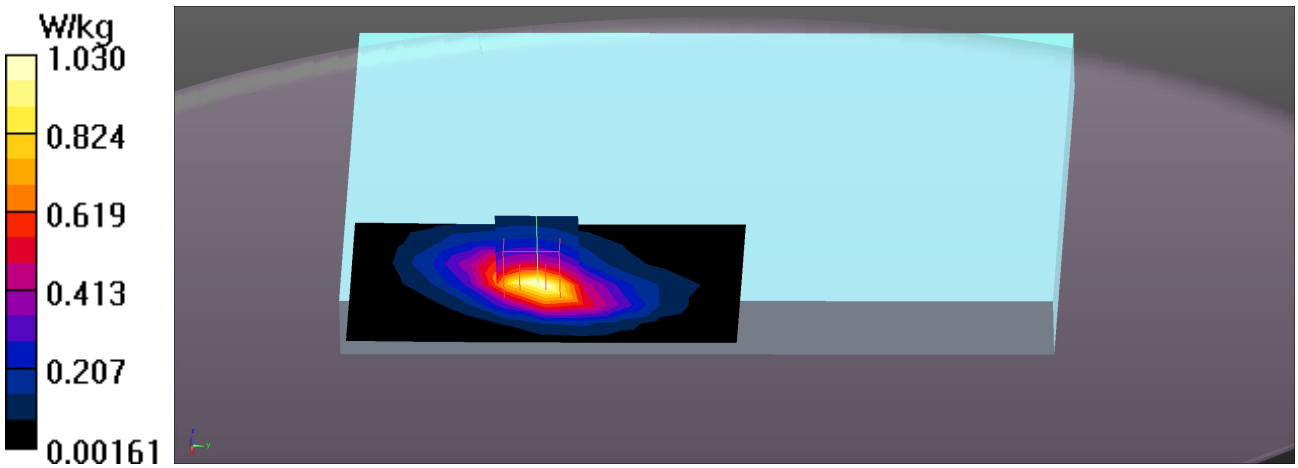

Test Laboratory: DEKRA Date: 2025/05/26

70_LTE_Band38_QPSK_20M_38000_1RB-0offset_Back_0mm_ANT Main_Verify

DUT: Rugged Controller; Type: Y302-02

Communication System: UID 0, LTE Band38; Frequency: 2595 MHz
Communication System PAR: 2.014 dB
Medium parameters used: f = 2595 MHz; σ = 1.91 S/m; ε_r = 37.7; ρ = 1000 kg/m^3
Phantom section: Flat Section
Measurement Standard: DASY5 (IEEE/IEC/ANSI C63.19-2011)

DASY Configuration:

- Probe: EX3DV4 - SN3979; ConvF(6.25, 7.93, 6.62) @ 2595 MHz; Calibrated: 2024/11/20
- Sensor-Surface: 1.4mm (Mechanical Surface Detection)
- Electronics: DAE4 Sn1425; Calibrated: 2024/11/18
- Phantom: ELI 5.0; Type: QDOVA002AA; Serial: 1199
- Measurement SW: DASY52, Version 52.10 (4);

Configuration/Flat/Area Scan (7x11x1): Measurement grid: dx=12mm, dy=12mm
Maximum value of SAR (measured) = 1.39 W/kg

Configuration/Flat/Zoom Scan (7x7x7)/Cube 0: Measurement grid: dx=5mm, dy=5mm, dz=5mm
Reference Value = 31.36 V/m; Power Drift = -0.03 dB
Peak SAR (extrapolated) = 2.06 W/kg
SAR(1 g) = 1.06 W/kg; SAR(10 g) = 0.527 W/kg
Smallest distance from peaks to all points 3 dB below = 11.2 mm
Ratio of SAR at M2 to SAR at M1 = 52.4%
Maximum value of SAR (measured) = 1.64 W/kg

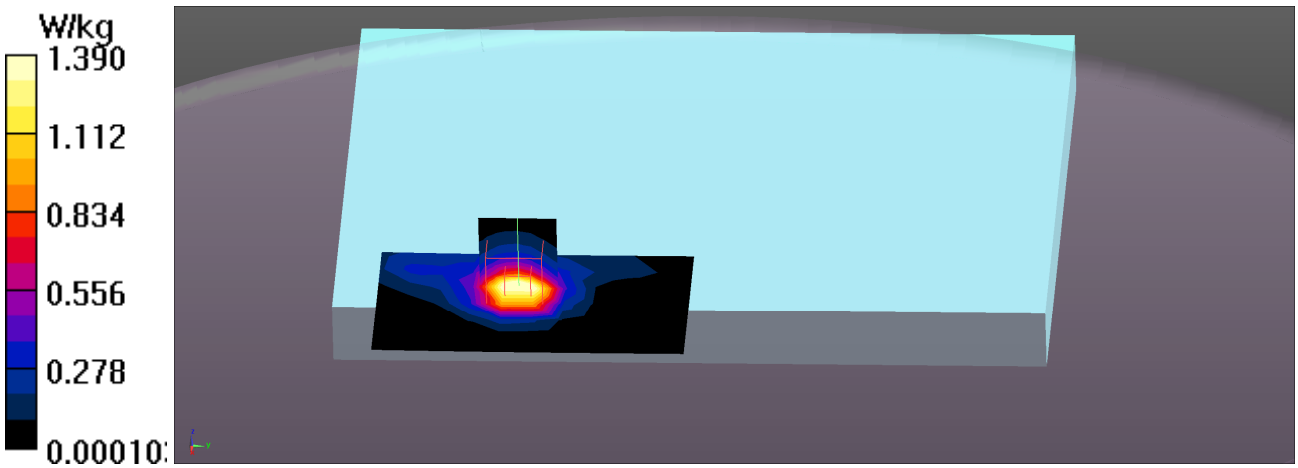

Test Laboratory: DEKRA Date: 2025/05/28

622_LTE_Band42_QPSK_20M_43340_1RB-0offset_Top_0mm_ANT Main_Verify

DUT: Rugged Controller; Type: Y302-02

Communication System: UID 0, LTE Band 42; Frequency: 3575 MHz
Communication System PAR: 2.014 dB
Medium parameters used: f = 3575 MHz; σ = 2.97 S/m; ε_r = 37.66; ρ = 1000 kg/m^3
Phantom section: Flat Section
Measurement Standard: DASY5 (IEEE/IEC/ANSI C63.19-2011)

DASY Configuration:

- Probe: EX3DV4 - SN3979; ConvF(6.06, 7.69, 6.42) @ 3575 MHz; Calibrated: 2024/11/20
- Sensor-Surface: 1.4mm (Mechanical Surface Detection)
- Electronics: DAE4 Sn1425; Calibrated: 2024/11/18
- Phantom: ELI 5.0; Type: QDOVA002AA; Serial: 1199
- Measurement SW: DASY52, Version 52.10 (4);

Configuration/Flat/Area Scan (6x14x1): Measurement grid: dx=12mm, dy=12mm
Maximum value of SAR (measured) = 0.979 W/kg

Configuration/Flat/Zoom Scan (7x7x8)/Cube 0: Measurement grid: dx=5mm, dy=5mm, dz=1.4mm
Reference Value = 24.17 V/m; Power Drift = -0.18 dB
Peak SAR (extrapolated) = 2.44 W/kg
SAR(1 g) = 0.871 W/kg; SAR(10 g) = 0.311 W/kg
Smallest distance from peaks to all points 3 dB below = 7.3 mm
Ratio of SAR at M2 to SAR at M1 = 73%
Maximum value of SAR (measured) = 1.71 W/kg

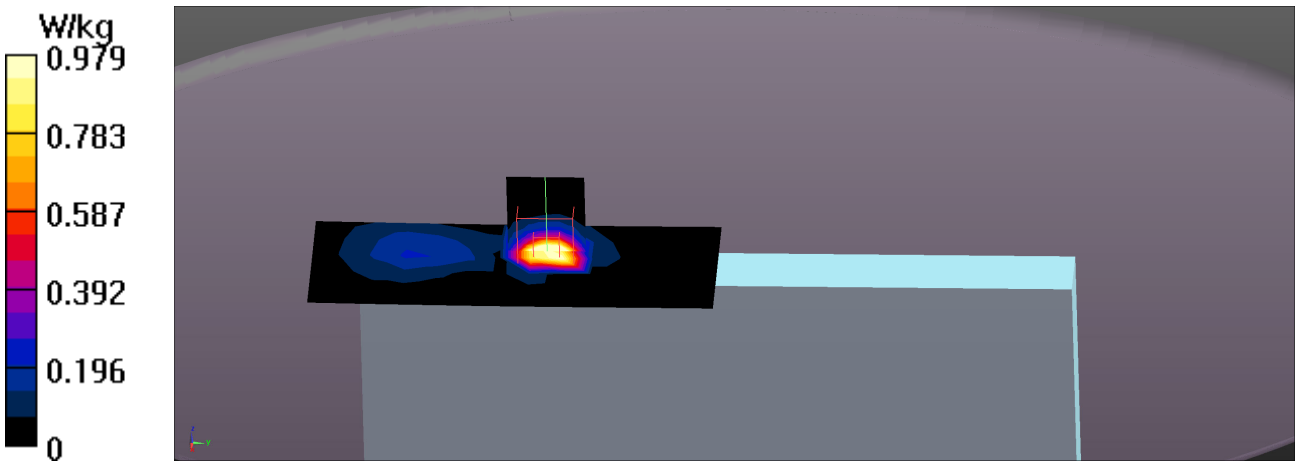

Test Laboratory: DEKRA Date: 2025/05/18

169_LTE_Band66_QPSK_20M_132322_1RB-0offset_Top_19mm_ANT Main_Verify

DUT: Rugged Controller; Type: Y302-02

Communication System: UID 0, LTE Band66; Frequency: 1745 MHz
Communication System PAR: 0 dB
Medium parameters used: f = 1745 MHz; σ = 1.34 S/m; ε_r = 39.77; ρ = 1000 kg/m^3
Phantom section: Flat Section
Measurement Standard: DASY5 (IEEE/IEC/ANSI C63.19-2011)

DASY Configuration:

- Probe: EX3DV4 - SN3979; ConvF(6.92, 8.78, 7.33) @ 1745 MHz; Calibrated: 2024/11/20
- Sensor-Surface: 1.4mm (Mechanical Surface Detection)
- Electronics: DAE4 Sn1425; Calibrated: 2024/11/18
- Phantom: ELI 5.0; Type: QDOVA002AA; Serial: 1199
- Measurement SW: DASY52, Version 52.10 (4);

Configuration/Flat/Area Scan (6x13x1): Measurement grid: dx=12mm, dy=12mm
Maximum value of SAR (measured) = 1.14 W/kg
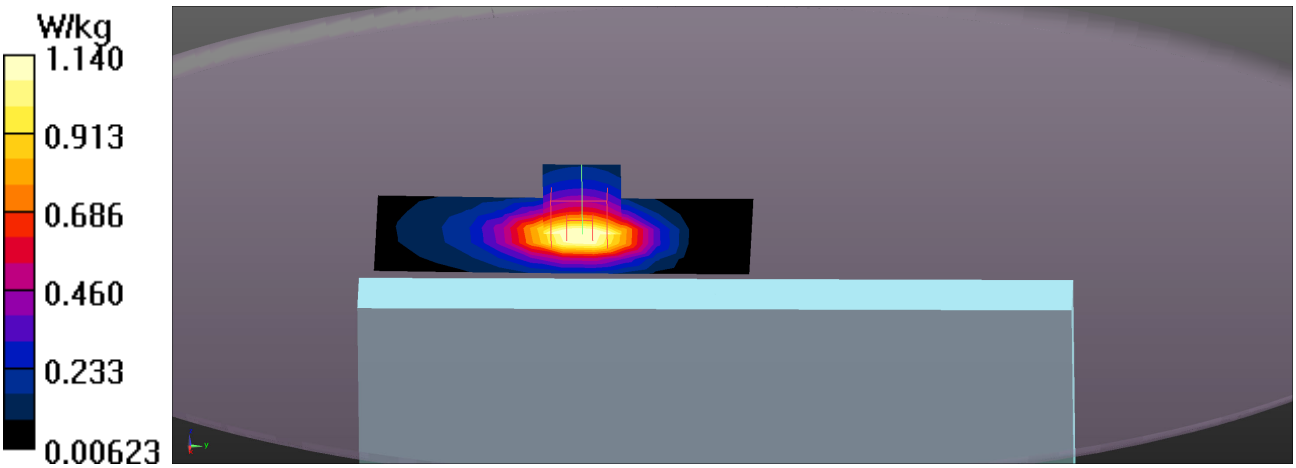
Configuration/Flat/Zoom Scan (7x7x7)/Cube 0: Measurement grid: dx=5mm, dy=5mm, dz=5mm
Reference Value = 4.535 V/m; Power Drift = -0.09 dB
Peak SAR (extrapolated) = 1.40 W/kg
SAR(1 g) = 0.970 W/kg; SAR(10 g) = 0.620 W/kg
Smallest distance from peaks to all points 3 dB below = 16.6 mm
Ratio of SAR at M2 to SAR at M1 = 69.5%
Maximum value of SAR (measured) = 1.27 W/kg