Test report No.: 2540466R-SAUSV01S-A

SAR Test Report

Product Name	Rugged Controller
Trademark	Trimble
Model and /or type reference	Y302-02
Applicant´s name / address	DT Research, Inc. 3RD FL, NO 36, WUQUAN 7TH RD, WUGU DISTRICT, NEW TAIPEI, Taiwan
Manufacturer´s name	DT Research, Inc.
FCC ID	Refer to Section 1.1
Applicable Standard	IEEE 1528-2013 KDB 447498 D01 v06 KDB 865664 D01 v01r04
Test Result	Refer to Section 1.1
Verdict Summary	IN COMPLIANCE
Documented By (Senior Project Specialist / Genie Chang)	Genie Chang
Tested By (Senior Engineer / Luke Cheng)	Luke Cheng
Approved By (Assistant Manager / San Lin)	San Lin
Date of Receipt	2025/04/16
Date of Issue	2025/06/25
Report Version	V1.0

INDEX

Page

1. General Information 5
1.1 EUT Description 5
1.2 Antenna List 6
1.3 SAR Test Exclusion Calculation 7
1.4 Test Environment 9
1.5 Measurement procedures 10
2. SAR Measurement System 11
2.1 DASY System Description 11
2.2 Area Scans 13
2.3 DASY E-Field Probe 14
2.4 DATA Acquisition Electronics (DAE) and Measurement Server 15
2.5 Robot 16
2.6 Device Holder 16
2.7 Phantom 17
3. Tissue Simulating Liquid 18
3.1 The composition of the tissue simulating liquid 18
3.2 Tissue Calibration Result 18
3.3 Tissue Dielectric Parameters for Phantoms 22
4. Measurement Procedure 23
4.1 SAR System Check 23
4.2 SAR Measurement Procedure 26
4.3 Absorbed Power Density (APD) 27
4.4 Power Density Measurement Procedure 27
5. RF Exposure Limits 28
6. Test Equipment List 29
7. Measurement Uncertainty 34
8. Conducted Power Measurement (Including tolerance allowed for production unit) 39
9. Proximity Sensor 133
9.1 Proximity sensor triggering distances 133
9.2 Procedures for determining antenna and proximity sensor coverage 134
9.3 Procedures for determining tablet tilt angle influences to proximity sensor triggering 135
9.4 Summary of trigger distance 136
10. Test Results 138
10.1 Test Results Summary 138
10.2 Simultaneous Transmission 155
11. SAR measurement variability 160
Appendix A. System Check Data
Appendix B. Highest measurement Data
Appendix C. Test Setup Photographs
Appendix D. Probe Calibration Data
Appendix E. Dipole & Source Calibration
Appendix F. Product Photos-Please refer to the file: 2540466R-Product Photos

Competences and Guarantees

DEKRA is a testing laboratory competent to carry out the tests described in this report.

In order to assure the traceability to other national and international laboratories, DEKRA has a calibration and maintenance program for its measurement equipment.

DEKRA guarantees the reliability of the data presented in this report, which is the result of the measurements and the tests performed to the item under test on the date and under the conditions stated in the report and it is based on the knowledge and technical facilities available at DEKRA at the time of performance of the test.

DEKRA is liable to the client for the maintenance of the confidentiality of all information related to the item under test and the results of the test.

The results presented in this Test Report apply only to the particular item under test established in this document.

IMPORTANT: No parts of this report may be reproduced or quoted out of context, in any form or by any means, except in full, without the previous written permission of DEKRA.

General conditions

1. The test results relate only to the samples tested.
2. The test results shown in the test report are traceable to the national/international standard through the calibration report of the equipment and evaluated measurement uncertainty herein.
3. This report must not be used to claim product endorsement by TAF or any agency of the government.
4. The test report shall not be reproduced without the written approval of DEKRA Testing and Certification Co., Ltd.
5. Measurement uncertainties evaluated for each testing system and associated connections are given here to provide the system information for reference. Compliance determinations do not take into account measurement uncertainties for each testing system, but are based on the results of the compliance measurement.

Revision History

Report No.	Version	Description	Issued Date
2540466R-SAUSV01S-A	V1.0	Initial issue of report.	2025/06/25

1. General Information

1.1 EUT Description

Product Name	Rugged Controller
Trademark	Trimble
Model and /or type reference	Y302-02
Contains FCC ID	YE3600-BE200NG, YE3600-LN920A120
Frequency Range (Licensed)	LTE Band 2: 1850-1910 MHz LTE Band 4: 1710-1755 MHz LTE Band 5: 824-849 MHz LTE Band 7: 2500-2570 MHz LTE Band 12: 699-716 MHz LTE Band 13: 777-787 MHz LTE Band 14: 788-798 MHz LTE Band 17: 704-716 MHz LTE Band 25: 1850-1915 MHz LTE Band 26: 814-849 MHz LTE Band 38: 2570-2620 MHz LTE Band 41: 2496-2690 MHz LTE Band 42: 3550-3600 MHz LTE Band 43: 3600-3700 MHz LTE Band 66: 1710-1780 MHz LTE Band 71: 663-698 MHz
Frequency Range	WLAN 2.4GHz: 2412-2472 MHz WLAN 5GHz: 5180-5240 MHz, 5260-5320 MHz, 5500-5720 MHz, 5745-5825 MHz, 5845-5885 MHz WLAN 6GHz: 5955-7115 MHz BT: 2402-2480 MHz
Type of Modulation	802.11b: DSSS 802.11a/g/n/ac/ax/be: OFDM, OFDMA GFSK(1Mbps) / π /4DQPSK(2Mbps) / 8DPSK(3Mbps) LTE: QPSK/16QAM/64QAM
Antenna Type	PIFA
Device Category	Portable
RF Exposure Environment	Uncontrolled

Summary of test result-Reported 1g SAR (W/Kg)					
Test configuration	Licensed	DTS	NII	6XD	DSS(BT)
Standalone	1.176	1.083	1.166	0.868	0.399
Simultaneous	2.813 (SPLR=0.02)	2.027 (SPLR=0.02)	2.813 (SPLR=0.02)	2.437 (SPLR=0.02)	2.813 (SPLR=0.02)
Summary of test result – Power Density					
Test configuration	6XD				
APD (W/m^2)	5.780				
Reported PD (W/m^2)	6.499				

1.2 Antenna List

No.	Manufacturer	Part No.	Antenna Type	Peak Gain
1	ANJIE (WLAN)	AJ6F1J-B0003 (Main)	PIFA	1.9 dBi for 2400MHz 1.3 dBi for 5150~5250MHz 1.6 dBi for 5250~5350MHz 2.3 dBi for 5470~5725MHz 2.9 dBi for 5725~5850MHz 2.9 dBi for 5850~5895MHz 2.1 dBi for 5925~6425MHz 1.1 dBi for 6425~6525MHz 0.2 dBi for 6525~6875MHz -0.1 dBi for 6875~7125MHz
		AJ6F1J-W0001 (Aux)		-0.8 dBi for 2400MHz 1.8 dBi for 5150~5250MHz 1.8 dBi for 5250~5350MHz 2.3 dBi for 5470~5725MHz 2.5 dBi for 5725~5850MHz 2.5 dBi for 5850~5895MHz 2.3 dBi for 5925~6425MHz 0.5 dBi for 6425~6525MHz 0.6 dBi for 6525~6875MHz 0.7 dBi for 6875~7125MHz
2	ANJIE (WWAN)	AJLF1J-Q0002	PIFA	-1.8 dBi for LTE Band 2 -1.01 dBi for LTE Band 4 -1.74 dBi for-LTE Band 5 -0.24 dBi for LTE Band 7 -4.48 dBi for LTE Band 12 -2.3 dBi for LTE Band 13 -1.43 dBi for LTE Band 14 -4.48 dBi for LTE Band 17 -1.47 dBi for LTE Band 25 -1.68 dBi for LTE Band 26 -0.24 dBi for LTE Band 38 -0.14 dBi for LTE Band 41 -5.42 dBi for LTE Band 42 -2.48 dBi for LTE Band 43 -0.47 dBi for LTE Band 66 -4.88 dBi for LTE Band 71

Note: The above EUT information is provided by the host manufacturer.

1.3 SAR Test Exclusion Calculation

According to KDB Publication 447498 D01, section 4.3.1, per the calculations of item 1 (Power(mW)/separation (mm)*sqrt(f(GHz)≤3.0), SAR is required as shown in the table below where calculated values are greater than 3.0:

SAR exclusion calculations for antenna distance < 50mm from the user														
Antenna	Tx	Frequency (MHz)	Output Power		Separation distances (mm)					Calculated Threshold Value (≦3.0 SAR is not required)				
			dBm	mW	Back	Right	Left	Top	Bottom	Back	Right	Left	Top	Bottom
Main	WiFi	2462	14.5	28	13.6	1	265	73.8	89	3.3	8.8	>50mm	>50mm	>50mm
Main	WiFi	5240	11	13	13.6	1	265	73.8	89	**2.1**	5.8	>50mm	>50mm	>50mm
Main	WiFi	5320	12	16	13.6	1	265	73.8	89	**2.7**	7.3	>50mm	>50mm	>50mm
Main	WiFi	5700	13	20	13.6	1	265	73.8	89	3.5	9.5	>50mm	>50mm	>50mm
Main	WiFi	5825	13	20	13.6	1	265	73.8	89	3.5	9.6	>50mm	>50mm	>50mm
Aux	WiFi	2462	14.5	28	14.2	126	125	189.47	3.51	3.1	>50mm	>50mm	>50mm	8.8
Aux	WiFi	5240	11	13	14.2	126	125	189.47	3.51	**2.0**	>50mm	>50mm	>50mm	5.8
Aux	WiFi	5320	12	16	14.2	126	125	189.47	3.51	**2.6**	>50mm	>50mm	>50mm	7.3
Aux	WiFi	5700	13	20	14.2	126	125	189.47	3.51	3.4	>50mm	>50mm	>50mm	9.5
Aux	WiFi	5825	13	20	14.2	126	125	189.47	3.51	3.4	>50mm	>50mm	>50mm	9.6
Aux	BT	2480	10	10	14.2	126	125	189.47	3.51	**1.1**	>50mm	>50mm	>50mm	3.1
WWAN	LTE B2	1900	23.5	224	14.9	151.5	36.3	2	184.3	20.7	>50mm	8.5	61.7	>50mm
WWAN	LTE B4	1745	23.5	224	14.9	151.5	36.3	2	184.3	19.8	>50mm	8.1	59.1	>50mm
WWAN	LTE B5	844	23.5	224	14.9	151.5	36.3	2	184.3	13.8	>50mm	5.7	41.1	>50mm
WWAN	LTE B7	2560	23.5	224	14.9	151.5	36.3	2	184.3	24.0	>50mm	9.9	71.6	>50mm
WWAN	LTE B12	711	23.5	224	14.9	151.5	36.3	2	184.3	12.7	>50mm	5.2	37.8	>50mm
WWAN	LTE B13	782	23.5	224	14.9	151.5	36.3	2	184.3	13.3	>50mm	5.5	39.6	>50mm
WWAN	LTE B14	793	23.5	224	14.9	151.5	36.3	2	184.3	13.4	>50mm	5.5	39.9	>50mm
WWAN	LTE B17	711	23.5	224	14.9	151.5	36.3	2	184.3	12.7	>50mm	5.2	37.8	>50mm
WWAN	LTE B25	1905	23.5	224	14.9	151.5	36.3	2	184.3	20.7	>50mm	8.5	61.8	>50mm
WWAN	LTE B26	841.5	23.5	224	14.9	151.5	36.3	2	184.3	13.8	>50mm	5.7	41.1	>50mm
WWAN	LTE B38	2610	23.5	224	14.9	151.5	36.3	2	184.3	24.3	>50mm	10.0	72.3	>50mm
WWAN	LTE B41	2680	23.5	224	14.9	151.5	36.3	2	184.3	24.6	>50mm	10.1	73.3	>50mm
WWAN	LTE B41_HPUE	2680	26.5	447	14.9	151.5	36.3	2	184.3	49.1	>50mm	20.1	146.3	>50mm
WWAN	LTE B42	3590	23.5	224	14.9	151.5	36.3	2	184.3	28.5	>50mm	11.7	84.8	>50mm
WWAN	LTE B43	3665	23.5	224	14.9	151.5	36.3	2	184.3	28.8	>50mm	11.8	85.7	>50mm
WWAN	LTE B66	1770	23.5	224	14.9	151.5	36.3	2	184.3	20.0	>50mm	8.2	59.6	>50mm
WWAN	LTE B71	688	23.5	224	14.9	151.5	36.3	2	184.3	12.5	>50mm	5.1	37.1	>50mm

SAR exclusion calculations for antenna distance > 50mm from the user														
Antenna	Tx	Frequency (MHz)	Output Power		Separation distances (mm)					Calculated Threshold Value (SAR test exclusion power, mW)				
			dBm	mW	Back	Right	Left	Top	Bottom	Back	Right	Left	Top	Bottom
Main	WiFi	2462	14.5	28	13.6	1	265	73.8	89	<50mm	<50mm	2245.6	333.6	485.6
Main	WiFi	5240	11	13	13.6	1	265	73.8	89	<50mm	<50mm	2215.5	303.5	455.5
Main	WiFi	5320	12	16	13.6	1	265	73.8	89	<50mm	<50mm	2215.0	303.0	455.0
Main	WiFi	5700	13	20	13.6	1	265	73.8	89	<50mm	<50mm	2212.8	300.8	452.8
Main	WiFi	5825	13	20	13.6	1	265	73.8	89	<50mm	<50mm	2212.2	300.2	452.2
Aux	WiFi	2462	14.5	28	14.2	126	125	189.47	3.51	<50mm	855.6	845.6	1490.3	<50mm
Aux	WiFi	5240	11	13	14.2	126	125	189.47	3.51	<50mm	825.5	815.5	1460.2	<50mm
Aux	WiFi	5320	12	16	14.2	126	125	189.47	3.51	<50mm	825.0	815.0	1459.7	<50mm
Aux	WiFi	5700	13	20	14.2	126	125	189.47	3.51	<50mm	822.8	812.8	1457.5	<50mm
Aux	WiFi	5825	13	20	14.2	126	125	189.47	3.51	<50mm	822.2	812.2	1456.9	<50mm
Aux	BT	2480	10	10	14.2	126	125	189.47	3.51	<50mm	855.3	845.3	1490.0	<50mm
WWAN	LTE B2	1900	23.5	224	14.9	151.5	36.3	2	184.3	<50mm	1123.8	<50mm	<50mm	1451.8
WWAN	LTE B4	1745	23.5	224	14.9	151.5	36.3	2	184.3	<50mm	1128.6	<50mm	<50mm	1456.6
WWAN	LTE B5	844	23.5	224	14.9	151.5	36.3	2	184.3	<50mm	734.4	<50mm	<50mm	918.9
WWAN	LTE B7	2560	23.5	224	14.9	151.5	36.3	2	184.3	<50mm	1108.8	<50mm	<50mm	1436.8
WWAN	LTE B12	711	23.5	224	14.9	151.5	36.3	2	184.3	<50mm	659.0	<50mm	<50mm	814.5
WWAN	LTE B13	782	23.5	224	14.9	151.5	36.3	2	184.3	<50mm	698.8	<50mm	<50mm	869.8
WWAN	LTE B14	793	23.5	224	14.9	151.5	36.3	2	184.3	<50mm	705.0	<50mm	<50mm	878.4
WWAN	LTE B17	711	23.5	224	14.9	151.5	36.3	2	184.3	<50mm	659.0	<50mm	<50mm	814.5
WWAN	LTE B25	1905	23.5	224	14.9	151.5	36.3	2	184.3	<50mm	1123.7	<50mm	<50mm	1451.7
WWAN	LTE B26	841.5	23.5	224	14.9	151.5	36.3	2	184.3	<50mm	732.9	<50mm	<50mm	916.9
WWAN	LTE B38	2610	23.5	224	14.9	151.5	36.3	2	184.3	<50mm	1107.8	<50mm	<50mm	1435.8
WWAN	LTE B41	2680	23.5	224	14.9	151.5	36.3	2	184.3	<50mm	1106.6	<50mm	<50mm	1434.6
WWAN	LTE B41_HPUE	2680	26.5	447	14.9	151.5	36.3	2	184.3	<50mm	1106.6	<50mm	<50mm	1434.6
WWAN	LTE B42	3590	23.5	224	14.9	151.5	36.3	2	184.3	<50mm	1094.2	<50mm	<50mm	1422.2
WWAN	LTE B43	3665	23.5	224	14.9	151.5	36.3	2	184.3	<50mm	1093.4	<50mm	<50mm	1421.4
WWAN	LTE B66	1770	23.5	224	14.9	151.5	36.3	2	184.3	<50mm	1127.7	<50mm	<50mm	1455.7

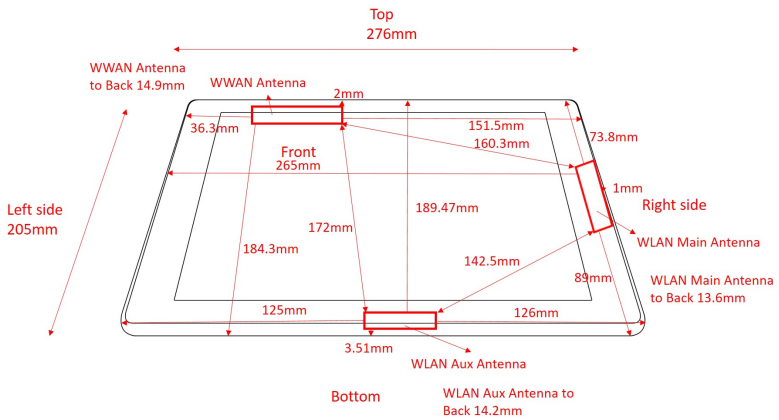

1.4 Test Environment

Ambient conditions in the laboratory:

Test Date: 2025/5/14 - 2025/6/4

Items	Required	Actual
Temperature (°C)	18-25	23 ± 2
Humidity (%RH)	30-70	50 ± 20

USA	FCC Designation Number: TW0033
Canada	CAB Identifier Number: TW3023 / Company Number: 26930

Site Description	Accredited by TAF
	Accredited Number: 3023

Test Laboratory	DEKRA Testing and Certification Co., Ltd.
	Linkou Laboratory
Address	No. 85, Wenlin St., Linkou Dist., New Taipei City 244017, Taiwan, R.O.C.
Performed Location	No. 26, Huaya 1st Rd., Guishan Dist.,Taoyuan City 333411, Taiwan, R.O.C.
Phone Number	+886-3-275-7255
Fax Number	+886-3-327-8031

1.5 Measurement procedures

IEEE 1528-2013
47CFR § 2.1093
KDB 248227 D01 v02r02
KDB 447498 D01 v06
KDB 616217 D04 v01r02
KDB 865664 D01 v01r04
KDB 941225 D05 v02r05
IEC TR 63170:2018
IEC/IEEE 62209-1528:2020

2. SAR Measurement System

2.1 DASY System Description

SAR Configurations is shown below:

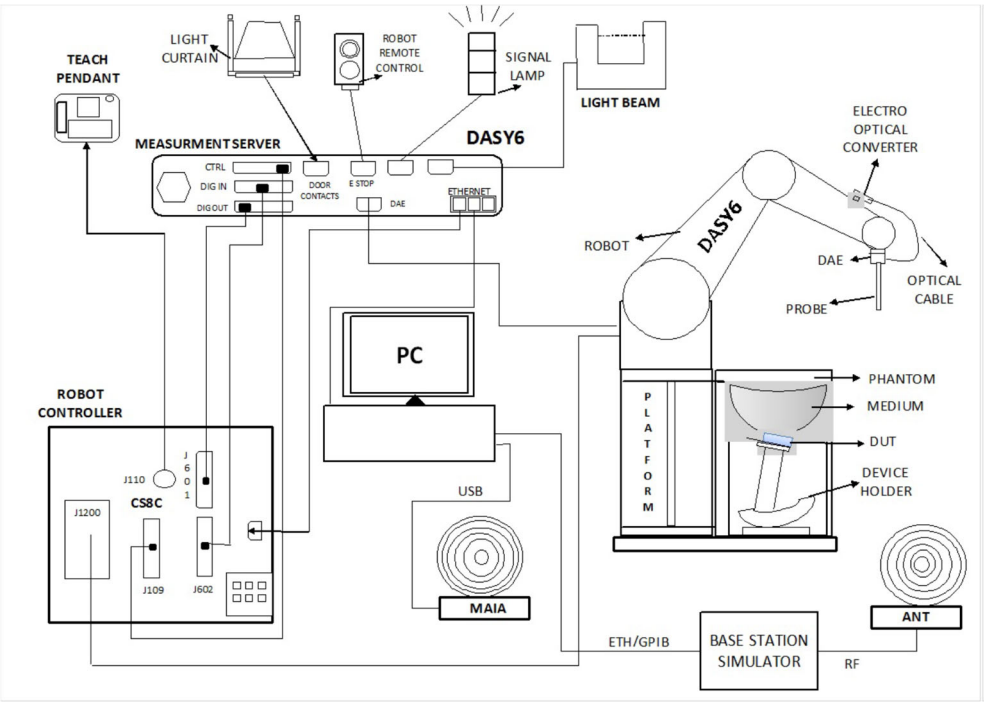

Power Density Configurations is shown below:

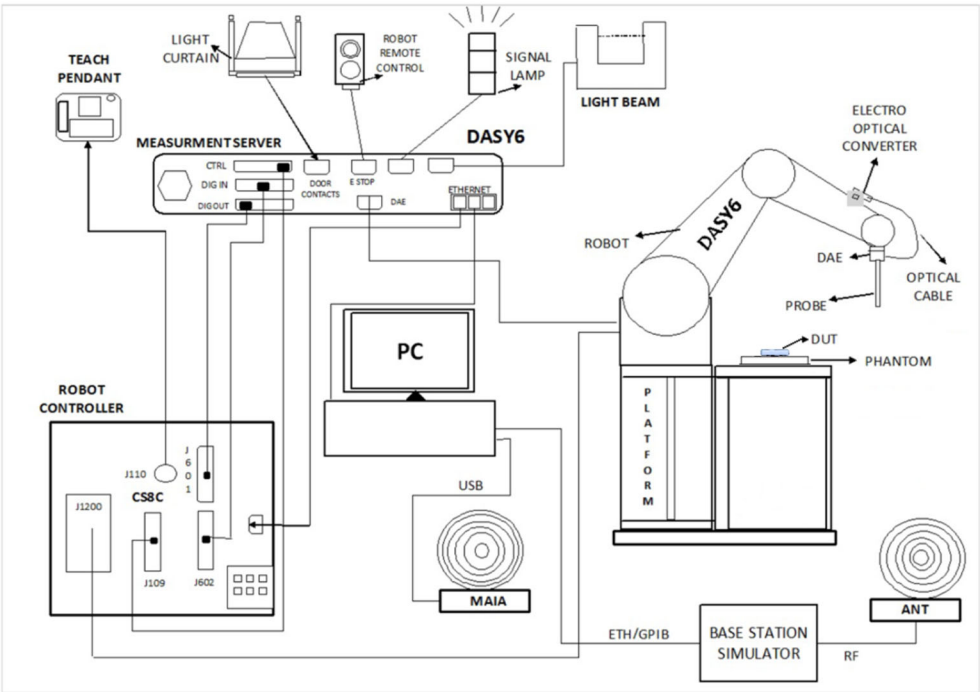

The DASY system for performing compliance tests consists of the following items:

- A standard high precision 6-axis robot with controller, teach pendant and software. An arm extension for accommodating the data acquisition electronics (DAE).
- A data acquisition electronics (DAE) which performs the signal amplification, signal multiplexing, AD-conversion, offset measurements, mechanical surface detection, collision detection, etc. The unit is battery powered with standard or rechargeable batteries. The signal is optically transmitted to the EOC.
- The Electro-optical converter (EOC) performs the conversion from optical to electrical signals for the digital communication to the DAE. To use optical surface detection, a special version of the EOC is required. The EOC signal is transmitted to the measurement server.
- The Light Beam used is for probe alignment. This improves the (absolute) accuracy of the probe positioning.
- A computer running Win7/8/10 and the DASY software.
- Remote control and teach pendant as well as additional circuitry for robot safety such as warning lamps, etc.
- The phantom, the device holder and other accessories according to the targeted measurement.

2.2 Area Scans

Area scans are defined prior to the measurement process being executed with a user defined variable spacing between each measurement point (integral) allowing low uncertainty measurements to be conducted. Scans defined for utilize a 10mm² step integral, with 1mm interpolation used to locate the peak SAR area used for zoom scan assessments.

When an Area Scan has measured all reachable points, it computes the field maxima found in the scanned area, within a range of the global maximum. The range (in dB) is specified in the standards for compliance testing.

2.2.1 Zoom Scan (Cube Scan Averaging)

Zoom Scans are used to assess the peak spatial SAR values within a cubic averaging volume containing 1 g and 10 g of simulated tissue. A density of 1000 kg/m³ is used to represent the head and body tissue density and not the phantom liquid density, in order to be consistent with the definition of the liquid dielectric properties, i.e. the side length of the 1 g cube is 10mm, with the side length of the 10 g cube 21,5mm.

The zoom scan integer steps can be user defined so as to reduce uncertainty, but normal practice for typical test applications utilize a physical step of 5x5x7 (8mmx8mmx5mm) providing a volume of 32mm in the X & Y axis, and 30mm in the Z axis.

2.2.2 SAR measurement drifts

Before an area scan and after the zoom scan, single point SAR measurements are performed at defined locations to estimate the SAR measurement drift due to device output power variations. If a device is known to drift randomly, additional single point drift reference measurements should be performed at regular intervals throughout the area and zoom scan test durations. The SAR drift shall be kept within ± 5%, whether there are substantial drifts or not. The field difference will be calculated in dB units in the DASY software.

2.2.3 Uncertainty of Inter-/Extrapolation and Averaging

In order to evaluate the uncertainty of the interpolation, extrapolation and averaged SAR calculation algorithms of the Postprocessor, DASY allows the generation of measurement grids which are artificially predefined by analytically based test functions. Therefore, the grids of area scans and zoom scans can be filled with uncertainty test data, according to the SAR benchmark functions.

2.3 DASY E-Field Probe

The SAR measurement is conducted with the dosimetric probe manufactured by SPEAG. The probe is specially designed and calibrated for use in liquid with high permittivity. The dosimetric probe has special calibration in liquid at different frequency.

SPEAG conducts the probe calibration in compliance with international and national standards under ISO 17025. The calibration data are in Appendix D.

Isotropic E-Field Probe Specification

Model	Ex3DV4	
Construction	Symmetrical design with triangular core Built-in shielding against static charges PEEK enclosure material (resistant to organic solvents, e.g., DGBE)	
Frequency	4 MHz – 10 GHz Linearity: ± 0.2 dB (30 MHz to 10 GHz)	
Directivity	± 0.1 dB in TSL (rotation around probe axis) ± 0.3 dB in TSL (rotation normal to probe axis)	
Dynamic Range	10 µW/g to 100 mW/g Linearity: ± 0.2 dB (noise: typically < 1 µW/g)	
Dimensions	Overall length: 337 mm (Tip: 20 mm) Tip diameter: 2.5 mm (Body: 12 mm) Typical distance from probe tip to dipole centers: 1 mm	
Application	High precision dosimetric measurements in any exposure scenario (e.g., very strong gradient fields). Only probe which enables compliance testing for frequencies up to 6 GHz with precision of better 30%.	

E-Field mm-Wave Probe Specification

Model	EUmmWVx
Construction	Two dipoles optimally arranged to obtain pseudo-vector information Minimum three measurements/point, 120º rotated around probe axis Sensors (0.8 mm length) printed on glass substrate protected by high density foam
Frequency	750 MHz to 110 GHz
Dynamic Range	< 20 V/m to 10000 V/m with PRE-10 (min < 20 V/m to 2000 V/m)
Position Precision	< 0.2 mm
Dimensions	Overall length: 337 mm (tip: 20 mm) Tip diameter: encapsulation 8 mm (internal sensor < 1mm) Distance from probe tip to dipole centers: < 2 mm Sensor displacement to probe's calibration point: < 0.3 mm
Application	E-field measurements of 5G devices and other mm-wave transmitters operating above 10GHz in < 2 mm distance from device (free-space) Power density, H-field, and far-field analysis using total field reconstruction



2.4 DATA Acquisition Electronics (DAE) and Measurement Server

The data acquisition electronics (DAE) consists of a highly sensitive electrometer-grade preamplifier with auto-zeroing, a channel and gain-switching multiplexer, a fast 16-bit AD-converter and a command decoder and control logic unit.

Transmission to the measurement server is accomplished through an optical downlink for data and status information as well as an optical uplink for commands and the clock.

The input impedance of the DAE4 is 200M Ohm; the inputs are symmetrical and floating. Common mode rejection is above 80dB.



2.5 Robot

The DASY system uses the high precision robots TX90 XL type out of the newer series from Stäubli SA (France). For the 6-axis controller DASY system, the CS8C robot controller version from Stäubli is used.

The XL robot series have many features that are important for our application:

- High precision (repeatability 0.02 mm)
- High reliability (industrial design)
- Jerk-free straight movements
- Low ELF interference (the closed metallic construction shields against motor control fields)
- 6-axis controller

2.6 Device Holder

The DASY device holder is designed to cope with different positions given in the standard. It has two scales for the device rotation (with respect to the body axis) and the device inclination (with respect to the line between the ear reference points). The rotation center for both scales is the ear reference point (EPR).

Thus the device needs no repositioning when changing the angles.

The DASY device holder has been made out of low-loss POM material having the following dielectric parameters: relative permittivity εr = 3 and loss tangent δ = 0.02. The amount of dielectric material has been reduced in the closest vicinity of the device, since measurements have suggested that the influence of the clamp on the test results could thus be lowered.

2.7 Phantom

2.7.1 SAM Twin Phantom

The SAM twin phantom is a fiberglass shell phantom with 2mm shell thickness (except the ear region where shell thickness increases to 6mm). It has three measurement areas:

- Left head
- Right head
- Flat phantom



The device holder positions are adjusted to the standard measurement positions in the three sections. A cover is provided to tap the phantom during off-periods to prevent water evaporation and changes in the liquid parameters. On the phantom top, three reference markers are provided to identify the phantom position with respect to the robot.

2.7.2 mmWave Phantom

The mmWave Phantom approximates free-space conditions, allowing to evaluate not only the antenna side of the device but also the front (screen) side or any opposite-radiating side of wireless devices operating above 10 GHz without distorting the RF field. It consists of a 40 mm thick Rohacell plate used as a test bed, which has a loss tangent ($\tan\delta$) ≤ 0.05 and a relative permittivity (ε_r) ≤ 1.2. High-performance RF absorbers are placed below the foam.

3. Tissue Simulating Liquid

3.1 The composition of the tissue simulating liquid

Description: Aqueous solution with surfactants and inhibitors
Declarable, or hazardous components:

CAS: 107-21-1 EINECS: 203-473-3 Reg.nr.: 01-2119456816-28-0000	**Ethanediol** STOT RE 2, H373; Acute Tox. 4, H302	< 5.2%
CAS: 68608-26-4 EINECS: 271-781-5 Reg.nr.: 01-2119527859-22-0000	**Sodium petroleum sulfonate** Eye Irrit. 2, H319	< 2.9%
CAS: 107-41-5 EINECS: 203-489-0 Reg.nr.: 01-2119539582-35-0000	**Hexylene Glycol / 2-Methyl-pentane-2,4-diol** Skin Irrit. 2, H315; Eye Irrit. 2, H319	< 2.9%
CAS: 68920-66-1 NLP: 500-236-9 Reg.nr.: 01-2119489407-26-0000	**Alkoxylated alcohol, > C_{16}** Aquatic Chronic 2, H411; Skin Irrit. 2, H315; Eye Irrit. 2, H319	< 2.0%

3.2 Tissue Calibration Result

The dielectric parameters of the liquids were verified prior to the SAR evaluation using Dielectric Probe Kit and Vector Network Analyzer.

Date	Tissue Type	Frequency (MHz)	Relative Permittivity (εr)			Conductivity (σ)			Tissue Temp. (°C)
			Measured	Target	Delta (%)	Measured	Target	Delta (%)	
2025/5/14	Head	750	42.67	41.90	1.84	0.91	0.89	2.25	21.7
	Head	673	42.91	42.31	1.42	0.88	0.89	-1.12	
	Head	683	42.88	42.26	1.47	0.89	0.89	0.00	
	Head	688	42.86	42.23	1.49	0.89	0.89	0.00	
	Head	704	42.81	42.15	1.57	0.90	0.89	1.12	
	Head	707.5	42.80	42.13	1.59	0.90	0.89	1.12	
	Head	711	42.79	42.11	1.61	0.90	0.89	1.12	
	Head	782	42.57	41.75	1.96	0.92	0.89	3.37	
	Head	793	42.54	41.70	2.01	0.92	0.90	2.22	
2025/5/16	Head	900	41.68	41.50	0.43	0.95	0.97	-2.06	21.5
	Head	821.5	41.30	41.57	-0.65	0.91	0.90	1.11	
	Head	826.4	41.33	41.54	-0.51	0.92	0.90	2.22	
	Head	831.5	41.35	41.52	-0.41	0.92	0.90	2.22	
	Head	836.6	41.37	41.50	-0.31	0.92	0.90	2.22	
	Head	841.5	41.40	41.50	-0.24	0.93	0.91	2.20	
	Head	846.6	41.42	41.50	-0.19	0.93	0.91	2.20	

Date	Tissue Type	Frequency (MHz)	Relative Permittivity (εr)			Conductivity (σ)			Tissue Temp. (°C)
			Measured	Target	Delta (%)	Measured	Target	Delta (%)	
2025/5/18	Head	1750	39.78	40.10	-0.80	1.34	1.37	-2.19	21.9
	Head	1712.4	39.69	40.13	-1.10	1.32	1.35	-2.22	
	Head	1720	39.71	40.13	-1.05	1.33	1.35	-1.48	
	Head	1732.6	39.74	40.12	-0.95	1.33	1.36	-2.21	
	Head	1745	39.77	40.10	-0.82	1.34	1.37	-2.19	
	Head	1752.6	39.79	40.10	-0.77	1.34	1.37	-2.19	
	Head	1770	39.83	40.06	-0.57	1.35	1.38	-2.17	
2025/5/20	Head	1950	40.64	40.00	1.60	1.40	1.40	0.00	21.9
	Head	1852.4	41.10	40.00	2.75	1.36	1.40	-2.86	
	Head	1860	41.06	40.00	2.65	1.37	1.40	-2.14	
	Head	1880	40.97	40.00	2.43	1.37	1.40	-2.14	
	Head	1882.5	40.96	40.00	2.40	1.38	1.40	-1.43	
	Head	1905	40.85	40.00	2.13	1.39	1.40	-0.71	
	Head	1907.6	40.84	40.00	2.10	1.39	1.40	-0.71	
2025/5/27	Head	2450	39.75	39.20	1.40	1.77	1.80	-1.67	22.1
	Head	2412	39.89	39.28	1.55	1.72	1.77	-2.82	
	Head	2437	39.80	39.23	1.45	1.76	1.79	-1.68	
	Head	2441	39.78	39.22	1.43	1.76	1.79	-1.68	
	Head	2462	39.71	39.18	1.35	1.79	1.81	-1.10	
2025/5/26	Head	2600	37.69	39.00	-3.36	1.92	1.96	-2.04	21.8
	Head	2506	37.98	39.13	-2.94	1.80	1.86	-3.23	
	Head	2525.1	37.92	39.10	-3.02	1.83	1.88	-2.66	
	Head	2535	37.89	39.09	-3.07	1.84	1.89	-2.65	
	Head	2549.5	37.84	39.07	-3.15	1.86	1.91	-2.62	
	Head	2560	37.81	39.05	-3.18	1.87	1.92	-2.60	
	Head	2580	37.75	39.03	-3.28	1.90	1.94	-2.06	
	Head	2583.1	37.74	39.02	-3.28	1.90	1.94	-2.06	
	Head	2585.1	37.73	39.02	-3.31	1.90	1.94	-2.06	
	Head	2593	37.71	39.01	-3.33	1.91	1.95	-2.05	
	Head	2595	37.70	39.01	-3.36	1.91	1.96	-2.55	
	Head	2610	37.65	38.99	-3.44	1.93	1.97	-2.03	
	Head	2636.5	37.57	38.96	-3.57	1.97	2.00	-1.50	
	Head	2680	37.43	38.90	-3.78	2.02	2.05	-1.46	

Date	Tissue Type	Frequency (MHz)	Relative Permittivity (εr)			Conductivity (σ)			Tissue Temp. (°C)
			Measured	Target	Delta (%)	Measured	Target	Delta (%)	
2025/6/1	Head	2600	38.22	38.90	-3.78	1.95	2.05	-4.88	22.3
	Head	2506	38.63	39.13	-1.28	1.83	1.86	-1.61	
	Head	2549.5	38.44	39.07	-1.61	1.88	1.91	-1.57	
	Head	2583.1	38.29	39.02	-1.87	1.92	1.94	-1.03	
	Head	2593	38.25	39.01	-1.95	1.94	1.95	-0.51	
	Head	2636.5	38.05	38.96	-2.34	1.99	2.00	-0.50	
	Head	2680	37.86	38.90	-2.67	2.05	2.05	0.00	
2025/5/28	Head	3500	37.89	37.95	-0.16	2.89	2.92	-1.03	22.2
	Head	3460	38.01	37.99	0.05	2.85	2.87	-0.70	
	Head	3490.1	37.92	37.96	-0.11	2.88	2.91	-1.03	
	Head	3503.3	37.88	37.95	-0.18	2.89	2.92	-1.03	
	Head	3546.7	37.75	37.90	-0.40	2.94	2.96	-0.68	
	Head	3560	37.71	37.88	-0.45	2.95	2.98	-1.01	
	Head	3575	37.66	37.87	-0.55	2.97	2.99	-0.67	
	Head	3590	37.62	37.85	-0.61	2.98	3.01	-1.00	
	Head	3603.3	37.58	37.84	-0.69	3.00	3.02	-0.66	
	Head	3646.7	37.45	37.79	-0.90	3.04	3.07	-0.98	
2025/6/4	Head	3700	37.68	37.73	-0.13	3.07	3.12	-1.60	22.1
	Head	3610	37.41	37.83	-1.11	2.99	3.03	-1.32	
	Head	3650	37.53	37.79	-0.69	3.03	3.07	-1.30	
	Head	3690	37.65	37.74	-0.24	3.06	3.11	-1.61	
2025/5/21	Head	5250	36.38	35.95	1.20	4.77	4.71	1.27	21.7
	Head	5290	36.27	35.91	1.00	4.82	4.75	1.47	
	Head	5600	35.41	35.50	-0.25	5.25	5.07	3.55	
	Head	5530	35.60	35.61	-0.03	5.15	5.00	3.00	
	Head	5610	35.38	35.49	-0.31	5.26	5.08	3.54	
	Head	5690	35.17	35.41	-0.68	5.36	5.16	3.88	
	Head	5800	34.86	35.30	-1.25	5.51	5.27	4.55	
	Head	5775	34.93	35.33	-1.13	5.47	5.25	4.19	
	Head	5855	34.71	35.25	-1.53	5.58	5.33	4.69	

Date	Tissue Type	Frequency (MHz)	Relative Permittivity (εr)			Conductivity (σ)			Tissue Temp. (°C)
			Measured	Target	Delta (%)	Measured	Target	Delta (%)	
2025/5/24	Head	6500	34.40	34.50	-0.29	5.97	6.07	-1.65	21.7
	Head	6105	34.90	34.97	-0.21	5.55	5.60	-0.89	
	Head	6265	34.70	34.78	-0.24	5.72	5.79	-1.21	
	Head	6585	34.30	34.40	-0.28	6.06	6.17	-1.78	
	Head	6745	34.10	34.21	-0.31	6.22	6.35	-2.05	
	Head	6905	33.90	34.01	-0.34	6.39	6.54	-2.29	

3.3 Tissue Dielectric Parameters for Phantoms

The head tissue dielectric parameters recommended by the IEC/IEEE 62209-1528 have been incorporated in the following table. These head parameters are derived from planar layer models simulating the highest expected SAR for the dielectric properties and tissue thickness variations in a human head. Other head tissue parameters that have not been specified are interpolated according to the head parameters specified in IEC/IEEE 62209-1528.

Target Frequency	Head	
(MHz)	ε_r	σ (S/m)
450	43.5	0.87
750	41.9	0.89
835	41.5	0.90
900	41.5	0.97
1450	40.5	1.20
1640	40.2	1.31
1750	40.1	1.37
1800 – 2000	40.0	1.40
2450	39.2	1.80
3000	38.5	2.40
5000	36.2	4.45
5200	36.0	4.66
5400	35.8	4.86
5600	35.5	5.07
5800	35.3	5.27
6000	35.1	5.48
6500	34.5	6.07
7000	33.9	6.65
7500	33.3	7.24

4. Measurement Procedure

4.1 SAR System Check

4.1.1 Dipoles

The SAR dipoles are optimized symmetrical dipole with λ/4 balun matched to a Flat phantom section filled with tissue simulating liquids. The center conductor of the feeding line is directly connected to the second arm of the dipole. The antenna is therefore short-circuited for DC signals. They are available for the variety of frequencies between 300MHz and 10 GHz. The provided tripod is used to hold the dipole below the phantom. As the distance between the dipole center and the TSL is critical, a spacer is placed between the dipole and the phantom. The spacing distance is frequency dependent.

4.1.2 Verification Source



The verification sources apply to system check or verification at specific mmWave frequencies. The sources comprisehorn-antennas and very stable signal generators.

4.1.3 SAR System Check Result

1. Comparing to the original SAR value provided by SPEAG, the verification data should be within its specification of 10 %.
2. Below table shows the target SAR and measured SAR after normalized to 1W input power. The table below indicates the system performance check can meet the variation criterion and the plots can be referred to Appendix A of this report.

Date	Frequency (MHz)	Input Power (mW)	Measured 1g SAR (W/kg)	Targeted 1g SAR (W/kg)	Normalized 1g SAR (W/kg)	Delta 1g ±10 (%)	Measured 10g SAR (W/kg)	Targeted 10g SAR (W/kg)	Normalized 10g SAR (W/kg)	Delta 10g ±10 (%)	Tissue Temp. (°C)
2025/5/14	750	250	2.12	8.52	8.48	-0.47	1.38	5.56	5.52	-0.72	21.7
2025/5/16	900	250	2.71	10.90	10.84	-0.55	1.75	7.00	7	0.00	21.5
2025/5/18	1750	250	9.12	36.70	36.48	-0.60	4.82	19.30	19.28	-0.10	21.9
2025/5/20	1950	250	9.96	40.10	39.84	-0.65	5.19	20.80	20.76	-0.19	21.9
2025/5/27	2450	250	13.40	52.40	53.6	2.29	6.25	24.60	25	1.63	22.1
2025/5/26	2600	250	14.20	56.10	56.8	1.25	6.37	25.00	25.48	1.92	21.8
2025/6/1	2600	250	14.10	56.10	56.4	0.53	6.35	25.00	25.4	1.60	22.3
2025/5/28	3500	100	6.49	65.60	64.9	-1.07	2.45	24.80	24.5	-1.21	22.2
2025/6/4	3700	100	6.77	66.90	67.7	1.20	2.47	24.40	24.7	1.23	22.1
2025/5/21	5250	100	7.73	78.10	77.3	-1.02	2.23	22.40	22.3	-0.45	21.7
2025/5/21	5600	100	8.23	82.30	82.3	0.00	2.34	23.50	23.4	-0.43	21.7
2025/5/21	5800	100	8.09	80.20	80.9	0.87	2.29	22.80	22.9	0.44	21.7
2025/5/24	6500	100	29.00	294.00	290	-1.36	5.29	53.90	52.9	-1.86	21.7

4.1.4 Power Density System Check Result

The system performance check verifies that the system operates within its specifications.

The system check is successful if the difference between the normalized measured local power density and the numerically validated target value is within the reported expanded uncertainty of the measurement system.

The recommended settings for measurement of verification sources are listed in the following:

Frequency (GHz)	Grid step	Grid extent X/Y (mm)	Measurement points
10	0.125 (λ/8)	60 / 60	18 x 18

According to the DASY specification in the user's manual and SPEAG's recommendation, the deviation threshold of ±0.66 dB represents the expanded standard uncertainty for system performance check. The system check is successful if the measured results are within ±0.66 dB tolerances to the target value shown in the calibration certificate of the verification source.

Date	Frequency (GHz)	Distance (mm)	Input Power (mW)	Measured Avg PD 4 cm^2 (W/m^2)	Targeted Avg PD 4 cm^2 (W/m^2)	Deviation (dB)
2025/05/25	10	10	138	178.0	187.00	-0.21

Note: The Measured Avg PD was the average of psPDn+, psPDtot+ and psPDmod+, which refers to the demonstration from calibration certificate.

4.2 SAR Measurement Procedure

The Dasy calculates SAR using the following equation,

$$\mathbf{SAR} = \frac{\sigma|E|^2}{\rho}$$

Where：

σ: represents the simulated tissue conductivity

ρ: represents the tissue density

E :RMS electric field strength (V/m)

The SAR / APD measurements for the EUT should be performed on the channel that produces the highest rated output power of each transmitting antenna.

Pre-scans are made on the device to establish the location for the transmitting antenna, using a large area scan in either air or tissue simulation fluid.

The EUT is placed against the Universal Phantom where the maximum area scan dimensions are larger than the physical size of the resonating antenna. When the scan size is not large enough to cover the peak SAR / APD distribution, it is modified by either extending the area scan size in both the X and Y directions, or the device is shifted within the predefined area.

The area scan is then run to establish the peak SAR / APD location (interpolated resolution set at $1mm^2$)which is then used to orient the center of the zoom scan. The zoom scan is then executed and the 1g and 10g averages are derived from the zoom scan volume (interpolated resolution set at $1mm^3$).

4.3 Absorbed Power Density (APD)

Absorbed Power Density (APD) is defined as the energy flow per unit area directly under the body surface that based on Poynting vector. The equation description is as below:

$$S_{ab} = \iint_A \mathrm{Re}[\mathrm{S}] \cdot \frac{ds}{A} = \iint_A \mathrm{Re}[\mathrm{E} \times \mathrm{H}^*] \cdot \frac{ds}{A}$$

Where:

E = electric field strength (V/m)

H = magnetic field strength (A/m)

S = power density (W/m2 or mW/cm2)

APD is expressed in units of Watts per square meter or units of milliwatt per square centimeter.

4.4 Power Density Measurement Procedure

The power density for an electromagnetic field represents the rate of energy transfer per unit area. The local power density (i.e. Poynting vector) at a given spatial point is deduced from electromagnetic fields by the following formula:

$$\mathrm{S} = \frac{1}{2}\mathrm{Re}[E \times \mathrm{H}^*] \cdot \vec{n}$$

Where: E is the complex electric field peak phasor and H is the complex conjugate magnetic field peak phasor.

The spatial-average power density distribution on the evaluation surface is determined per the IEC TR 63170. The spatial area, A is specified by the applicable exposure limit or regulatory requirements. The circular shape was used.

$$\mathrm{S_{av}} = \frac{1}{2A}\Re(\int \mathrm{E} \times \mathrm{H} \cdot \hat{\mathrm{n}}\, \mathrm{dA})$$

5. RF Exposure Limits

SAR assessments have been made in line with the requirements of IEEE-1528, RSS-102 Issue 6, and comply with ANSI/IEEE C95.1-1992 “Uncontrolled Environments” limits. These limits apply to a location which is deemed as “Uncontrolled Environment” which can be described as a situation where the general public may be exposed to an RF source with no prior knowledge or control over their exposure.

Limits for General Population/Uncontrolled Exposure (W/kg)

Type Exposure	Uncontrolled Environment Limit
Spatial Peak SAR (1g cube tissue for brain or body)	**1.60 W/kg**
Spatial Average SAR (whole body)	**0.08 W/kg**
Spatial Peak SAR (10g for hands, feet, ankles and wrist)	**4.00 W/kg**
Power density[1]	**1 mW/cm^2**

Note: 1 mW/cm^2 = 10 W/m^2

6. Test Equipment List

Instrument	Manufacturer	Model No.	Serial No.	Last Calibration	Next Calibration
Reference Dipole 750MHz	Speag	D750V3	1031	2023/05/16	2026/05/15
Reference Dipole 900MHz	Speag	D900V2	1d176	2022/11/24	2025/11/23
Reference Dipole 1750MHz	Speag	D1750V2	1113	2022/11/21	2025/11/20
Reference Dipole 1950MHz	Speag	D1950V3	1213	2022/11/18	2025/11/17
Reference Dipole 2450MHz	Speag	D2450V2	930	2022/11/21	2025/11/20
Reference Dipole 2600MHz	Speag	D2600V2	1202	2023/02/01	2026/01/31
Reference Dipole 3500MHz	Speag	D3500V2	1119	2024/02/15	2027/02/14
Reference Dipole 3700MHz	Speag	D3700V2	1056	2022/11/22	2025/11/21
Reference Dipole 5GHz	Speag	D5GHzV2	1321	2024/03/12	2027/03/11
Reference Dipole 6.5GHz	Speag	D6.5GHzV2	1021	2024/02/12	2027/02/11
Verification Source Antenna 10GHz	Speag	5G Verification Source 10GHz	2006	2025/04/14	2026/04/13
Device Holder	Speag	N/A	N/A	N/A	N/A
Data Acquisition Electronic	Speag	DAE4	1651	2025/02/12	2026/02/11
Data Acquisition Electronic	Speag	DAE4	1425	2024/11/18	2025/11/17
E-Field Probe	Speag	EX3DV4	7631	2025/02/26	2026/02/25
E-Field Probe	Speag	EX3DV4	3979	2024/11/20	2025/11/19
mmWave E-field Probe	Speag	EUmmWV4	9546	2025/04/16	2026/04/15
SAR Software	Speag	DASY52	V52.10.4.1535	N/A	N/A
SAR Software	Speag	cDASY6	V16.4.0.5005	N/A	N/A
Power Amplifier	Mini-Circuit	ZHL-42	D051404-20	N/A	N/A
Power Amplifier	Mini-Circuit	ZVE-8G+	447202211	N/A	N/A
Directional Coupler	Agilent	87300C	MY44300353	N/A	N/A[1]
Attenuator	Woken	WATT-218FS-10	N/A	N/A	N/A[1]
Attenuator	Mini-Circuit	BW-S20W2+	N/A	N/A	N/A[1]
Universal Radio Communication	Anritsu	MT8821C	6262044740	2024/06/24	2025/06/23
Vector Network Analyzer	Agilent	E5071C	MY46108013	2025/03/28	2026/03/27
Signal Generator	Anritsu	MG3694A	041902	2024/08/20	2025/08/19
Power Meter	Anritsu	ML2487A	6K00001447	2024/10/19	2025/10/18
Power Sensor	Anritsu	MA2411B	1339194	2024/10/19	2025/10/18

Note: 1. System Check, the path loss measured by the network analyzer, includes the signal generator, amplifier, cable, attenuator and directional coupler.

Note:

Per requirements for dipole calibration, the following are recommended procedures for SAR dipole calibration.

1. After a dipole is damaged and properly repaired to meet required specifications.

2. When the measured SAR deviates from the calibrated SAR value by more than 10% due to changes in physical, mechanical, electrical or other relevant dipole conditions.

3. When the most recent return-loss, measured at least annually, deviates by more than 20% from the previous measurement (i.e. 0.2 of the dB value) or not meeting the required -20 dB return-loss specification.

D750V3-1031

	Frequency	Tissue	Return loss	Limit	Date
Calibration	750 MHz	Head	-27.0	Within 20%	2023/5/16
Measurement	750 MHz	Head	-27.06		2024/5/12
Measurement	750 MHz	Head	-27.04		2025/5/11

D900V2-1d176

	Frequency	Tissue	Return loss	Limit	Date
Calibration	900 MHz	Head	-31.1	Within 20%	2022/11/24
Measurement	900 MHz	Head	-31.03		2023/11/16
Measurement	900 MHz	Head	-30.97		2024/11/12

D1750V2-1113

	Frequency	Tissue	Return loss	Limit	Date
Calibration	1750 MHz	Head	-29.0	Within 20%	2022/11/21
Measurement	1750 MHz	Head	-29.69		2023/11/16
Measurement	1750 MHz	Head	-29.36		2024/11/12

D1950V3-1213

	Frequency	Tissue	Return loss	Limit	Date
Calibration	1950 MHz	Head	-30.4	Within 20%	2022/11/18
Measurement	1950 MHz	Head	-30.32		2023/11/16
Measurement	1950 MHz	Head	-30.17		2024/11/12

D2600V2-1202

	Frequency	Tissue	Return loss	Limit	Date
Calibration	2600 MHz	Head	-28.6	Within 20%	2023/2/1
Measurement	2600 MHz	Head	-28.82		2024/1/29
Measurement	2600 MHz	Head	-28.85		2025/1/28

D3500V2-1119

	Frequency	Tissue	Return loss	Limit	Date
Calibration	3400 MHz	Head	-22.5	Within 20%	2024/2/15
Measurement	3400 MHz	Head	-22.23		2025/2/14

D3700V2-1056

	Frequency	Tissue	Return loss	Limit	Date
Calibration	3700 MHz	Head	-34.5	Within 20%	2022/11/22
Measurement	3700 MHz	Head	-34.17		2023/11/16
Measurement	3700 MHz	Head	-34.3		2024/11/12

D5GHzV2-1321

	Frequency	Tissue	Return loss	Limit	Date
Calibration	5250 MHz	Head	-40.1	Within 20%	2024/3/12
Measurement	5250 MHz	Head	-40.37		2025/3/11
Calibration	5600 MHz	Head	-25.4	Within 20%	2024/3/12
Measurement	5600 MHz	Head	-26.03		2025/3/11
Calibration	5800 MHz	Head	-22.6	Within 20%	2024/3/12
Measurement	5800 MHz	Head	-22.97		2025/3/11

D6.5GHzV2-1021

	Frequency	Tissue	Return loss	Limit	Date
Calibration	6500 MHz	Head	-27.6	Within 20%	2024/2/12
Measurement	6500 MHz	Head	-27.70		2025/2/10

4. When the most recent measurement of the real or imaginary parts of the impedance, measured at least annually, deviates by more than 5 Ω from the previous measurement.

D750V3-1031

	Frequency	Tissue	Impedance	Limit	Date
Calibration	750 MHz	Head	54.5	Within 5Ω	2023/5/16
Measurement	750 MHz	Head	54.46		2024/5/12
Measurement	750 MHz	Head	54.46		2025/5/11

D900V2-1d176

	Frequency	Tissue	Impedance	Limit	Date
Calibration	900 MHz	Head	52.8	Within 5Ω	2022/11/24
Measurement	900 MHz	Head	52.80		2023/11/16
Measurement	900 MHz	Head	52.92		2024/11/12

D1750V2-1113

	Frequency	Tissue	Impedance	Limit	Date
Calibration	1750 MHz	Head	51.3	Within 5Ω	2022/11/21
Measurement	1750 MHz	Head	51.34		2023/11/16
Measurement	1750 MHz	Head	51.94		2024/11/12

D1950V3-1213

	Frequency	Tissue	Impedance	Limit	Date
Calibration	1950 MHz	Head	49.0	Within 5Ω	2022/11/18
Measurement	1950 MHz	Head	48.90		2023/11/16
Measurement	1950 MHz	Head	48.69		2024/11/12

D2600V2-1202

	Frequency	Tissue	Impedance	Limit	Date
Calibration	2600 MHz	Head	46.4	Within 5Ω	2023/2/1
Measurement	2600 MHz	Head	46.47		2024/1/29
Measurement	2600 MHz	Head	46.47		2025/1/28

D3500V2-1119

	Frequency	Tissue	Impedance	Limit	Date
Calibration	3400 MHz	Head	44.9	Within 5Ω	2024/2/15
Measurement	3400 MHz	Head	44.39		2025/2/14

D3700V2-1056

	Frequency	Tissue	Impedance	Limit	Date
Calibration	3700 MHz	Head	49.4	Within 5Ω	2022/11/22
Measurement	3700 MHz	Head	49.27		2023/11/16
Measurement	3700 MHz	Head	49.39		2024/11/12

D5GHzV2-1321

	Frequency	Tissue	Impedance	Limit	Date
Calibration	5250 MHz	Head	50.1	Within 5Ω	2024/3/12
Measurement	5250 MHz	Head	51.51		2025/3/11
Calibration	5600 MHz	Head	53.6	Within 5Ω	2024/3/12
Measurement	5600 MHz	Head	51.22		2025/3/11
Calibration	5800 MHz	Head	53.0	Within 5Ω	2024/3/12
Measurement	5800 MHz	Head	51.37		2025/3/11

D6.5GHzV2-1021

	Frequency	Tissue	Impedance	Limit	Date
Calibration	6500 MHz	Head	53.5	Within 5Ω	2024/2/12
Measurement	6500 MHz	Head	53.26		2025/2/10

7. Measurement Uncertainty

Measurement uncertainty for 300 MHz to 3 GHz							
Error Description	Uncert. value	Prob. Dist.	Div.	(ci) 1g	(ci) 10g	Std. Unc. (1g)	Std. Unc. (10g)
Measurement System Errors							
Probe Calibration	±13.3%	N	2	1	1	±6.7%	±6.7%
Probe Calibration Drift	±1.7%	R	1.732	1	1	±1.0%	±1.0%
Probe Linearity	±4.7%	R	1.732	1	1	±2.7%	±2.7%
Broadband Signal	±2.8%	R	1.732	1	1	±1.6%	±1.6%
Probe Isotropy	±7.6%	R	1.732	1	1	±4.4%	±4.4%
Other Probe+Electronic	±0.8%	N	1	1	1	±0.8%	±0.8%
RF Ambient	±1.8%	N	1	1	1	±1.8%	±1.8%
Probe Positioning	±0.006 mm	N	1	0.14	0.14	±0.1%	±0.1%
Data Processing	±1.2%	N	1	1	1	±1.2%	±1.2%
Phantom and Device Errors							
Conductivity (meas.)	±2.5%	N	1	0.78	0.71	±2.0%	±1.8%
Conductivity (temp.)	±3.3%	R	1.732	0.78	0.71	±1.5%	±1.4%
Phantom Permittivity	±14.0%	R	1.732	0	0	±0.0%	±0.0%
Distance DUT - TSL	±2.0%	N	1	2	2	±4.0%	±4.0%
Device Positioning	±1.0%	N	1	1	1	±1.0%	±1.0%
Device Holder	±3.6%	N	1	1	1	±3.6%	±3.6%
DUT Modulation	±2.4%	R	1.732	1	1	±1.4%	±1.4%
Time-average SAR	±1.7%	R	1.732	1	1	±1.0%	±1.0%
DUT drift	±2.5%	N	1	1	1	±2.5%	±2.5%
Val Antenna Unc.	±0.0%	N	1	1	1	±0.0%	±0.0%
Unc. Input Power	±0.0%	N	1	1	1	±0.0%	±0.0%
Correction to the SAR results							
Deviation to Target	±1.9%	N	1	1	0.84	±1.9%	±1.6%
SAR scaling	±0.0%	R	1.732	1	1	±0.0%	±0.0%
Combined Uncertainty						±11.3%	±11.2%
Expanded Uncertainty						±22.7%	±22.5%

Measurement uncertainty for 3 GHz to 6 GHz							
Error Description	Uncert. value	Prob. Dist.	Div.	(c_i) 1g	(c_i) 10g	Std. Unc. (1g)	Std. Unc. (10g)
Measurement System Errors							
Probe Calibration	±13.1%	N	2	1	1	±6.6%	±6.6%
Probe Calibration Drift	±1.7%	R	1.732	1	1	±1.0%	±1.0%
Probe Linearity	±4.7%	R	1.732	1	1	±2.7%	±2.7%
Broadband Signal	±2.6%	R	1.732	1	1	±1.5%	±1.5%
Probe Isotropy	±7.6%	R	1.732	1	1	±4.4%	±4.4%
Other Probe+Electronic	±1.2%	N	1	1	1	±1.2%	±1.2%
RF Ambient	±1.8%	N	1	1	1	±1.8%	±1.8%
Probe Positioning	±0.005 mm	N	1	0.29	0.29	±0.2%	±0.2%
Data Processing	±2.3%	N	1	1	1	±2.3%	±2.3%
Phantom and Device Errors							
Conductivity (meas.)	±2.5%	N	1	0.78	0.71	±2.0%	±1.8%
Conductivity (temp.)	±3.4%	R	1.732	0.78	0.71	±1.5%	±1.4%
Phantom Permittivity	±14.0%	R	1.732	0.25	0.25	±2.0%	±2.0%
Distance DUT - TSL	±2.0%	N	1	2	2	±4.0%	±4.0%
Device Positioning	±1.0%	N	1	1	1	±1.0%	±1.0%
Device Holder	±3.6%	N	1	1	1	±3.6%	±3.6%
DUT Modulation	±2.4%	R	1.732	1	1	±1.4%	±1.4%
Time-average SAR	±1.7%	R	1.732	1	1	±1.0%	±1.0%
DUT drift	±2.5%	N	1	1	1	±2.5%	±2.5%
Val Antenna Unc.	±0.0%	N	1	1	1	±0.0%	±0.0%
Unc. Input Power	±0.0%	N	1	1	1	±0.0%	±0.0%
Correction to the SAR results							
Deviation to Target	±1.9%	N	1	1	0.84	±1.9%	±1.6%
SAR scaling	±0.0%	R	1.732	1	1	±0.0%	±0.0%
Combined Uncertainty						±11.7%	±11.6%
Expanded Uncertainty						±23.3%	±23.1%

Measurement uncertainty for 6 GHz to 10 GHz							
Error Description	Uncert. value	Prob. Dist.	Div.	(ci) 1g	(ci) 10g	Std. Unc. (1g)	Std. Unc. (10g)
Measurement System Errors							
Probe Calibration	±18.6%	N	2	1	1	±9.3%	±9.3%
Probe Calibration Drift	±1.7%	R	1.732	1	1	±1.0%	±1.0%
Probe Linearity	±4.7%	R	1.732	1	1	±2.7%	±2.7%
Broadband Signal	±2.6%	R	1.732	1	1	±1.5%	±1.5%
Probe Isotropy	±7.6%	R	1.732	1	1	±4.4%	±4.4%
Other Probe+Electronic	±2.4%	N	1	1	1	±2.4%	±2.4%
RF Ambient	±1.8%	N	1	1	1	±1.8%	±1.8%
Probe Positioning	±0.005 mm	N	1	0.5	0.5	±0.3%	±0.3%
Data Processing	±3.5%	N	1	1	1	±3.5%	±3.5%
Phantom and Device Errors							
Conductivity (meas.)	±2.5%	N	1	0.78	0.71	±2.0%	±1.8%
Conductivity (temp.)	±2.4%	R	1.732	0.78	0.71	±1.1%	±1.0%
Phantom Permittivity	±14.0%	R	1.732	0.5	0.5	±4.0%	±4.0%
Distance DUT - TSL	±2.0%	N	1	2	2	±4.0%	±4.0%
Device Positioning	±1.0%	N	1	1	1	±1.0%	±1.0%
Device Holder	±3.6%	N	1	1	1	±3.6%	±3.6%
DUT Modulation	±2.4%	R	1.732	1	1	±1.4%	±1.4%
Time-average SAR	±1.7%	R	1.732	1	1	±1.0%	±1.0%
DUT drift	±2.5%	N	1	1	1	±2.5%	±2.5%
Val Antenna Unc.	±0.0%	N	1	1	1	±0.0%	±0.0%
Unc. Input Power	±0.0%	N	1	1	1	±0.0%	±0.0%
Correction to the SAR results							
Deviation to Target	±1.9%	N	1	1	0.84	±1.9%	±1.6%
SAR scaling	±0.0%	R	1.732	1	1	±0.0%	±0.0%
Combined Uncertainty						±14.2%	±14.1%
Expanded Uncertainty						±28.4%	±28.3%

APD Measurement uncertainty for 6 GHz to 10 GHz							
Error Description	Uncert. value	Prob. Dist.	Div.	(Ci) 1 cm^2	(Ci) 4 cm^2	Std. Unc. (1 cm^2)	Std. Unc. (4 cm^2)
SAR MU	±14.2/13.9%	N	1	1	1	±14.2%	±14.1%
Power Density Conversion	±13.5%	R	$\sqrt{3}$	1	1	±7.8%	±7.8%
Combined Uncertainty						±16.2%	±16.1%
Expanded Uncertainty in dB						±32.4% ±1.2 dB	±32.3% ±1.2 dB

Measurement uncertainty for Power Density						
Error Description	Uncert. Value (±dB)	Prob. Dist.	Div.	(ci)	Std. Unc. (±dB)	(vi) veff
Uncertainty terms dependent on the measurement system						
Calibration	0.49	N	1	1	0.49	∞
Probe correction	0	R	1.732	1	0	∞
Frequency response (BW ≤ 1 GHz)	0.2	R	1.732	1	0.12	∞
Sensor cross coupling	0	R	1.732	1	0	∞
Isotropy	0.5	R	1.732	1	0.29	∞
Linearity	0.2	R	1.732	1	0.12	∞
Probe scattering	0	R	1.732	1	0	∞
Probe positioning offset	0.3	R	1.732	1	0.17	∞
Probe positioning repeatability	0.04	R	1.732	1	0.02	∞
Sensor mechanical offset	0	R	1.732	1	0	∞
Probe spatial resolution	0	R	1.732	1	0	∞
Field impedance dependance	0	R	1.732	1	0	∞
Amplitude and phase drift	0	R	1.732	1	0	∞
Amplitude and phase noise	0.04	R	1.732	1	0.02	∞
Measurement area truncation	0	R	1.732	1	0	∞
Data acquisition	0.03	N	1	1	0.03	∞
Sampling	0	R	1.732	1	0	∞
Field reconstruction	2	R	1.732	1	1.15	∞
FTE/MEO	0	R	1.732	1	0	∞
Power density scaling	0	R	1.732	1	0	∞
Spatial averaging	0.1	R	1.732	1	0.06	∞
System detection limit	0.04	R	1.732	1	0.02	∞
Uncertainty terms dependent on the DUT and environmental factors						
Probe coupling with DUT	0	R	1.732	1	0	∞
Modulation response	0.4	R	1.732	1	0.23	∞
Integration time	0	R	1.732	1	0	∞
Response time	0	R	1.732	1	0	∞
Device holder influence	0.1	R	1.732	1	0.06	∞
DUT alignment	0	R	1.732	1	0	∞
RF ambient conditions	0.04	R	1.732	1	0.02	∞
Ambient reflections	0.04	R	1.732	1	0.02	∞
Immunity / secondary reception	0	R	1.732	1	0	∞
Drift of the DUT	0.21	R	1.732	1	0.12	∞
Combined Standard Uncertainty					1.33	∞
Expanded Standard Uncertainty (95%)					2.67	

8. Conducted Power Measurement (Including tolerance allowed for production unit)

WLAN 2.4G 2TX SISO									
	Frequency	Mode	BW	SISO-Main(TX1) Chain B			SISO-Aux(TX2) Chain A		
				CH	Avg. Power	Tune-Up Power	CH	Avg. Power	Tune-Up Power
DSSS/OFDM mode specified maximum output power at an antenna port	WLAN 2.4GHz	b	20	1	13.94	14.5	1	13.84	14.5
				6	13.97	14.5	6	13.96	14.5
				11	13.95	14.5	11	13.93	14.5
				12	13.74	14.5	12	13.64	14.5
				13	13.69	14.5	13	13.66	14.5
		g	20	1	13.66	14.5	1	13.62	14.5
				6	13.58	14.5	6	13.61	14.5
				11	13.61	14.5	11	13.63	14.5
				12	13.59	14.5	12	13.61	14.5
				13	13.64	14.5	13	12.67	13
		n (HT)	20	1	13.63	14.5	1	13.53	14.5
				6	13.53	14.5	6	13.54	14.5
				11	13.57	14.5	11	13.63	14.5
				12	13.55	14.5	12	13.56	14.5
				13	13.6	14.5	13	12.59	13
			40	3	13.52	14.5	3	13.56	14.5
				6	13.59	14.5	6	13.54	14.5
				9	13.58	14.5	9	13.61	14.5
				10	13.56	14.5	10	13.52	14.5
				11	12.46	12.5	11	11.91	12
		ax/be (HE)	20	1	13.53	14.5	1	13.61	14.5
				6	13.54	14.5	6	13.57	14.5
				11	13.54	14.5	11	13.61	14.5
				12	13.52	14.5	12	13.59	14.5
				13	13.58	14.5	13	12.59	13
			40	3	13.64	14.5	3	13.55	14.5
				6	13.64	14.5	6	13.52	14.5
				9	13.54	14.5	9	13.57	14.5
				10	13.51	14.5	10	13.56	14.5
				11	12.43	12.5	11	12.34	12.5

WLAN 5G 2TX SISO									
OFDM mode specified maximum output power at an antenna port	Frequency	Mode	BW	SISO-Main(TX1) Chain B			SISO-Aux(TX2) Chain A		
				CH	Avg. Power	Tune-Up Power	CH	Avg. Power	Tune-Up Power
	U-NII-1 (5150~5250MHz)	a	20	36	10.64	11	36	10.55	11
				40	10.57	11	40	10.59	11
				44	10.67	11	44	10.61	11
				48	10.41	11	48	10.59	11
		n (HT)	20	36	10.59	11	36	10.63	11
				40	10.54	11	40	10.63	11
				44	10.58	11	44	10.61	11
				48	10.55	11	48	10.51	11
			40	38	10.64	11	38	10.63	11
				46	10.55	11	46	10.49	11
		ac(VHT)	80	42	10.73	11	42	10.77	11
		ax/be (HE)	20	36	10.59	11	36	10.66	11
				40	10.51	11	40	10.51	11
				44	10.64	11	44	10.58	11
				48	10.55	11	48	10.59	11
			40	38	10.66	11	38	10.69	11
				46	10.41	11	46	10.55	11
			80	42	10.68	11	42	10.41	11
	U-NII-2A (5250~5350MHz)	a	20	52	10.65	11	52	10.62	11
				56	10.52	11	56	10.61	11
				60	10.52	11	60	10.49	11
				64	10.58	11	64	10.55	11
		n (HT)	20	52	10.57	11	52	10.58	11
				56	10.48	11	56	10.61	11
				60	10.68	11	60	10.62	11
				64	10.48	11	64	10.55	11
			40	54	10.61	11	54	10.58	11
				62	10.51	11	62	10.56	11
		ac (VHT)	80	58	10.96	11	58	10.83	11
			160	50	10.51	11	50	10.61	11
		ax/be (HE)	20	52	10.61	11	52	10.53	11
				56	10.53	11	56	10.55	11
				60	10.64	11	60	10.59	11
				64	10.48	11	64	10.57	11
			40	54	10.68	11	54	10.64	11
				62	10.61	11	62	10.56	11
			80	58	10.39	11	58	10.43	11
			160	50	10.29	11	50	10.45	11

	Frequency	Mode	BW	SISO-Main(TX1) Chain B			SISO-Aux(TX2) Chain A		
				CH	Avg. Power	Tune-Up Power	CH	Avg. Power	Tune-Up Power
OFDM mode specified maximum output power at an antenna port	U-NII-2C (5470~5725MHz)	a	20	100	11.61	12	100	11.55	12
				116	11.60	12	116	11.49	12
				124	11.54	12	124	11.66	12
				132	11.55	12	132	11.55	12
				140	11.62	12	140	11.65	12
				144	11.57	12	144	11.53	12
		n (HT)	20	100	11.61	12	100	11.51	12
				116	11.54	12	116	11.47	12
				124	11.58	12	124	11.63	12
				132	11.56	12	132	11.51	12
				140	11.64	12	140	11.57	12
				144	11.62	12	144	11.53	12
			40	102	11.51	12	102	11.63	12
				110	11.50	12	110	11.53	12
				126	11.62	12	126	11.59	12
				134	11.52	12	134	11.49	12
				142	11.64	12	142	11.69	12
		ac (VHT)	80	106	11.91	12	106	11.86	12
				122	11.66	12	122	11.72	12
				138	11.86	12	138	11.84	12
			160	114	11.56	12	114	11.52	12
		ax/be (HE)	20	100	11.58	12	100	11.69	12
				116	11.53	12	116	11.58	12
				124	11.61	12	124	11.69	12
				132	11.50	12	132	11.59	12
				140	11.59	12	140	11.61	12
				144	11.56	12	144	11.48	12
			40	102	11.61	12	102	11.67	12
				110	11.47	12	110	11.46	12
				126	11.56	12	126	11.61	12
				134	11.54	12	134	11.47	12
				142	11.59	12	142	11.51	12
			80	106	11.52	12	106	11.49	12
				122	11.33	12	122	11.54	12
				138	11.54	12	138	11.55	12
			160	114	11.39	12	114	11.43	12

	Frequency	Mode	BW	SISO-Main(TX1) Chain B			SISO-Aux(TX2) Chain A		
				CH	Avg. Power	Tune-Up Power	CH	Avg. Power	Tune-Up Power
OFDM mode specified maximum output power at an antenna port	U-NII-3 (5725~5850MHz)	a	20	149	12.57	13	149	12.67	13
				157	12.55	13	157	12.54	13
				165	12.56	13	165	12.64	13
		n (HT)	20	149	12.62	13	149	12.61	13
				157	12.67	13	157	12.68	13
				165	12.59	13	165	12.63	13
			40	151	12.51	13	151	12.64	13
				159	12.66	13	159	12.61	13
		ac(VHT)	80	155	12.84	13	155	12.73	13
		ax/be (HE)	20	149	12.68	13	149	12.69	13
				157	12.60	13	157	12.56	13
				165	12.58	13	165	12.68	13
			40	151	12.44	13	151	12.53	13
				159	12.57	13	159	12.61	13
			80	155	12.29	13	155	12.53	13
	U-NII-4 (5850~5925MHz)	a	20	169	12.51	13	169	12.61	13
				173	12.63	13	173	12.64	13
				177	12.41	13	177	12.57	13
		n (HT)	20	169	12.54	13	169	12.54	13
				173	12.69	13	173	12.58	13
				177	12.59	13	177	12.62	13
			40	167	12.52	13	167	12.65	13
				175	12.63	13	175	12.62	13
		ac(VHT)	80	171	12.86	13	171	12.74	13
			160	163	12.51	13	163	12.65	13
		ax/be (HE)	20	169	12.55	13	169	12.49	13
				173	12.65	13	173	12.66	13
				177	12.51	13	177	12.51	13
			40	167	12.43	13	167	12.34	13
				175	12.56	13	175	12.67	13
			80	171	12.62	13	171	12.50	13
			160	163	12.56	13	163	12.41	13

WLAN 6G 2TX SISO									
OFDM mode specified maximum output power at an antenna port	Frequency	Mode	BW	SISO-Main(TX1) Chain B			SISO-Aux(TX2) Chain A		
				CH	Avg. Power	Tune-Up Power	CH	Avg. Power	Tune-Up Power
	U-NII-5 (5925~6425MHz)	ax/be (HE)	20	1	12.52	13	1	12.5	13
				45	12.51	13	45	12.57	13
				93	12.59	13	93	12.51	13
			40	3	12.35	13	3	12.51	13
				43	12.36	13	43	12.55	13
				91	12.34	13	91	12.53	13
			80	7	12.29	13	7	12.54	13
				39	12.31	13	39	12.57	13
				87	12.36	13	87	12.51	13
			160	15	12.26	13	15	12.42	13
				47	12.35	13	47	12.44	13
				79	12.38	13	79	12.43	13
		be (EHT)	320	31	12.91	13	31	12.92	13
				63	12.89	13	63	12.91	13
	U-NII-6 (6425~6525MHz)	ax/be (HE)	20	97	7.86	8.5	97	7.44	8.5
				105	7.92	8.5	105	7.59	8.5
				113	8.04	8.5	113	7.61	8.5
			40	99	10.54	11.5	99	10.15	11.5
				107	10.44	11.5	107	10.28	11.5
			80	103	12.05	13	103	11.91	13
			160	111	12.39	13	111	12.45	13
		be (EHT)	320	95	12.84	13	95	12.84	13

OFDM mode specified maximum output power at an antenna port	Frequency	Mode	BW	SISO-Main(TX1) Chain B			SISO-Aux(TX2) Chain A		
				CH	Avg. Power	Tune-Up Power	CH	Avg. Power	Tune-Up Power
	U-NII-7 (6525~6875MHz)	ax/be (HE)	20	117	12.56	13	117	12.54	13
				149	12.59	13	149	12.59	13
				181	12.64	13	181	12.56	13
			40	115	10.71	11.5	115	10.3	11.5
				147	12.31	13	147	12.59	13
				179	12.28	13	179	12.5	13
			80	119	12.21	13	119	11.98	13
				135	12.38	13	135	12.52	13
				151	12.28	13	151	12.53	13
				167	12.31	13	167	12.5	13
				183	11.68	11.75	183	11.25	11.5
			160	143	12.36	13	143	12.39	13
				175	12.23	13	175	12.3	13
		be (EHT)	320	127	12.98	13	127	12.95	13
				159	12.9	13	159	12.89	13
	U-NII-8 (6875~7125MHz)	ax/be (HE)	20	185	5.20	5.5	185	5.55	5.75
				209	5.66	5.75	209	5.61	5.75
				233	-1.71	1.25	233	-0.44	1
			40	187	8.61	8.75	187	8.69	8.75
				227	8.66	8.75	227	8.98	9
			80	199	11.56	11.75	199	11.55	12
				215	11.92	12	215	11.85	12
			160	207	12.3	13	207	12.38	13
		be (EHT)	320	191	12.96	13	191	12.86	13

BT Only Support Aux						
Bluetooth mode maximum output power	Frequency	Mode	Modulation	SISO-Aux(TX2) Chain A		
				CH	Avg. Power	Tune-Up Power
	BT 2.4GHz	BR	GFSK	0	9.31	10
				39	9.45	10
				78	9.35	10
		EDR	8DPSK	0	9.24	10
				39	9.25	10
				78	9.26	10
		BLE	GFSK	0	9.28	10
				19	9.19	10
				39	9.17	10

Maximum Output Power (Including tolerance) (dBm)			
Power State		P-Sensor ON	P-Sensor OFF
LTE Band 2	QPSK	19.5	23.5
LTE Band 4	QPSK	18.5	23.5
LTE Band 5	QPSK	20.5	23.5
LTE Band 7	QPSK	20	23.5
LTE Band 12	QPSK	20.5	23.5
LTE Band 13	QPSK	20.5	23.5
LTE Band 14	QPSK	20	23.5
LTE Band 17	QPSK	20.5	23.5
LTE Band 25	QPSK	19.5	23.5
LTE Band 26	QPSK	20.5	23.5
LTE Band 38	QPSK	23.5	
LTE Band 41	QPSK	22	23.5
LTE Band 41(HPUE)	QPSK	22	26.5
LTE Band 42	QPSK	21.5	23.5
LTE Band 43	QPSK	19.5	23.5
LTE Band 66	QPSK	18.5	23.5
LTE Band 71	QPSK	21.5	23.5

P-Sensor OFF

Channel	Modulation	LTE Band 2							
		RB	RB	Maximum Conducted Output Power					
		No.	Offset	1.4M	3M	5M	10M	15M	20M
Low	QPSK	1	#0	22.51	22.58	22.70	22.67	22.48	22.93
		1	#Mid	22.43	22.46	22.53	22.48	22.36	22.74
		1	#Max	22.39	22.37	22.58	22.42	22.44	22.79
		50%	#0	21.62	21.60	21.63	21.75	21.51	21.94
		50%	#Mid	21.69	21.57	21.72	21.64	21.60	21.76
		50%	#Max	21.43	21.45	21.72	21.68	21.44	21.79
		100%	--	20.69	20.62	20.67	20.63	20.61	20.77
	16QAM	1	#0	21.94	21.91	21.96	22.16	22.07	22.50
		1	#Mid	21.87	21.89	21.78	22.12	21.78	22.33
		1	#Max	21.54	21.50	21.54	21.99	21.54	22.32
		50%	#0	20.67	20.72	20.60	20.59	20.68	20.76
		50%	#Mid	20.74	20.76	20.66	20.66	20.68	20.90
		50%	#Max	20.68	20.73	20.58	20.66	20.73	20.80
		100%	--	19.71	19.70	19.63	19.82	19.89	19.83
	64QAM	1	#0	21.73	21.78	22.11	21.75	22.03	21.86
		1	#Mid	21.72	21.74	21.56	21.74	22.02	21.85
		1	#Max	21.71	21.75	21.39	21.48	21.48	21.76
		50%	#0	19.73	19.78	19.80	19.77	19.79	19.88
		50%	#Mid	19.53	19.67	19.70	19.72	19.84	19.81
		50%	#Max	19.59	19.49	19.68	19.64	19.78	19.81
		100%	--	18.67	18.81	18.71	18.83	18.70	18.76
Mid	QPSK	1	#0	22.46	22.67	22.77	22.47	22.43	23.01
		1	#Mid	22.33	22.47	22.69	22.44	22.38	22.76
		1	#Max	22.31	22.32	22.66	22.35	22.34	22.82
		50%	#0	21.41	21.52	21.90	21.46	21.49	21.99
		50%	#Mid	21.35	21.52	21.85	21.76	21.57	21.87
		50%	#Max	21.45	21.41	21.80	21.58	21.41	21.96
		100%	--	20.79	20.89	20.98	20.91	20.99	21.05
	16QAM	1	#0	21.88	21.98	22.01	21.94	22.12	22.51
		1	#Mid	21.83	21.77	21.96	21.74	22.10	22.42
		1	#Max	21.52	21.58	21.76	21.61	21.91	22.42
		50%	#0	20.66	20.75	20.55	20.57	20.68	20.89
		50%	#Mid	20.53	20.50	20.57	20.56	20.64	20.90
		50%	#Max	20.49	20.63	20.54	20.69	20.50	20.83
		100%	--	19.63	19.64	19.60	19.62	19.73	19.90
	64QAM	1	#0	21.60	21.68	21.96	21.95	21.50	22.16
		1	#Mid	21.56	21.65	21.94	21.56	21.30	22.13
		1	#Max	21.50	21.67	21.92	21.39	21.17	22.08
		50%	#0	19.97	20.00	20.02	19.80	19.63	19.95
		50%	#Mid	19.95	19.88	19.81	19.76	19.60	19.91
		50%	#Max	19.78	19.99	19.81	19.74	19.45	19.82
		100%	--	18.73	18.72	18.67	18.44	18.67	18.85

High	QPSK	1	#0	22.44	22.63	22.54	22.61	22.42	22.86
		1	#Mid	22.36	22.59	22.43	22.40	22.23	22.69
		1	#Max	22.43	22.48	22.42	22.27	22.31	22.55
		50%	#0	21.58	21.61	21.55	21.59	21.50	21.95
		50%	#Mid	21.59	21.53	21.58	21.70	21.51	21.81
		50%	#Max	21.65	21.58	21.63	21.51	21.44	21.71
		100%	--	19.69	19.55	19.57	20.76	20.72	20.80
	16QAM	1	#0	21.88	22.02	21.78	21.94	21.89	22.26
		1	#Mid	21.83	21.89	21.63	21.63	21.79	21.94
		1	#Max	21.80	21.79	21.60	21.69	21.50	22.14
		50%	#0	20.69	20.72	20.44	20.63	20.57	20.89
		50%	#Mid	20.64	20.55	20.51	20.54	20.51	20.97
		50%	#Max	20.52	20.61	20.50	20.60	20.45	20.77
		100%	--	19.56	19.73	19.55	19.62	19.52	19.75
	64QAM	1	#0	21.43	21.53	21.78	21.67	21.56	21.83
		1	#Mid	21.35	21.42	21.55	21.65	21.52	21.69
		1	#Max	21.41	21.35	21.24	21.40	21.18	21.64
		50%	#0	19.51	19.55	19.55	19.72	19.51	19.83
		50%	#Mid	19.37	19.44	19.53	19.47	19.49	19.75
		50%	#Max	19.39	19.37	19.57	19.49	19.33	19.66
		100%	--	18.57	18.64	18.51	18.65	18.65	18.70

Channel	Modulation	LTE Band 4							
		RB	RB	Maximum Conducted Output Power					
		No.	Offset	1.4M	3M	5M	10M	15M	20M
Low	QPSK	1	#0	22.34	22.36	22.46	22.57	22.51	23.04
		1	#Mid	22.23	22.35	22.37	22.56	22.49	22.96
		1	#Max	22.25	22.32	22.41	22.51	22.49	22.91
		50%	#0	21.72	21.88	21.84	21.99	22.08	22.11
		50%	#Mid	21.94	21.98	21.92	21.99	21.99	22.00
		50%	#Max	21.75	21.75	21.81	21.96	21.94	22.01
		100%	--	20.87	20.92	20.92	20.96	21.08	21.07
	16QAM	1	#0	22.21	22.33	22.27	22.36	22.41	22.47
		1	#Mid	22.17	22.12	22.22	22.24	22.33	22.43
		1	#Max	22.07	22.34	22.21	22.26	22.39	22.42
		50%	#0	20.62	20.92	20.84	20.82	20.89	21.01
		50%	#Mid	20.63	20.64	20.64	20.75	21.01	20.91
		50%	#Max	20.66	20.71	20.88	20.80	20.88	20.93
		100%	--	19.78	19.76	19.90	19.85	19.95	20.02
	64QAM	1	#0	21.72	21.72	21.76	21.85	21.86	22.05
		1	#Mid	21.63	21.72	21.73	21.83	21.75	21.98
		1	#Max	21.76	21.64	21.71	21.65	21.69	21.95
		50%	#0	19.82	19.87	19.90	19.82	19.94	19.93
		50%	#Mid	19.67	19.76	19.83	19.88	19.89	19.97
		50%	#Max	19.49	19.57	19.72	19.67	19.84	19.85
		100%	--	18.73	18.66	18.75	18.89	18.90	18.92
Mid	QPSK	1	#0	22.74	22.84	22.85	22.77	22.99	23.08
		1	#Mid	22.56	22.74	22.75	22.76	22.96	22.98
		1	#Max	22.57	22.73	22.58	22.67	22.87	22.93
		50%	#0	21.85	21.96	21.93	21.93	22.10	22.14
		50%	#Mid	21.77	21.83	21.79	21.75	21.92	22.01
		50%	#Max	21.73	21.68	21.82	21.78	21.98	22.03
		100%	--	20.84	21.06	21.00	20.94	21.01	21.12
	16QAM	1	#0	22.34	22.28	22.29	22.41	22.22	22.50
		1	#Mid	22.28	22.27	22.21	22.40	22.27	22.46
		1	#Max	22.14	22.14	22.23	22.37	22.24	22.43
		50%	#0	20.93	20.87	20.94	21.06	21.03	21.11
		50%	#Mid	20.69	20.85	20.95	21.00	20.97	21.04
		50%	#Max	20.62	20.71	20.84	20.89	20.96	21.02
		100%	--	19.82	19.73	19.79	20.03	19.77	20.11
	64QAM	1	#0	21.96	21.96	21.83	21.90	21.60	22.08
		1	#Mid	21.95	21.91	21.74	21.88	21.59	22.05
		1	#Max	21.81	21.89	21.71	21.76	21.58	22.08
		50%	#0	19.79	19.74	19.67	19.80	19.50	19.99
		50%	#Mid	19.85	19.72	19.71	19.76	19.52	19.99
		50%	#Max	19.56	19.69	19.65	19.76	19.43	19.90
		100%	--	18.66	18.73	18.72	18.77	18.58	19.00

High	QPSK	1	#0	22.76	22.84	22.78	22.93	22.95	22.98
		1	#Mid	22.70	22.82	22.77	22.81	22.85	22.88
		1	#Max	22.63	22.82	22.71	22.83	22.74	22.90
		50%	#0	21.84	21.83	21.82	21.86	21.86	21.91
		50%	#Mid	21.85	21.85	21.84	21.86	21.87	21.88
		50%	#Max	21.80	21.81	21.84	21.77	21.78	21.92
		100%	--	20.95	21.05	20.85	20.95	20.96	21.11
	16QAM	1	#0	22.22	22.19	22.19	22.29	22.18	22.38
		1	#Mid	22.12	22.17	22.11	22.21	22.16	22.34
		1	#Max	22.03	21.95	22.19	22.16	22.16	22.21
		50%	#0	20.90	20.84	20.89	20.77	20.83	21.03
		50%	#Mid	20.82	20.87	20.80	20.74	20.73	20.90
		50%	#Max	20.67	20.70	20.65	20.73	20.66	20.75
		100%	--	19.65	19.54	19.68	19.75	19.79	20.05
	64QAM	1	#0	21.71	21.76	21.90	21.88	21.95	22.01
		1	#Mid	21.59	21.68	21.86	21.83	21.93	21.95
		1	#Max	21.60	21.54	21.66	21.87	21.80	21.84
		50%	#0	19.70	18.84	19.82	19.66	19.73	19.91
		50%	#Mid	19.76	19.85	19.83	19.76	19.75	19.92
		50%	#Max	19.71	18.79	19.76	19.68	19.74	19.83
		100%	--	18.95	18.90	18.91	18.92	18.92	18.99

Channel	Modulation	LTE Band 5							
		RB	RB	Maximum Conducted Output Power					
		No.	Offset	1.4M	3M	5M	10M	15M	20M
Low	QPSK	1	#0	22.27	22.33	22.39	22.83	--	--
		1	#Mid	22.23	22.29	22.23	22.56	--	--
		1	#Max	22.21	22.26	22.27	22.41	--	--
		50%	#0	21.53	21.58	21.61	21.69	--	--
		50%	#Mid	21.52	21.52	21.57	21.63	--	--
		50%	#Max	21.41	21.62	21.52	21.60	--	--
		100%	--	20.69	20.83	20.83	20.88	--	--
	16QAM	1	#0	21.88	21.89	21.83	22.34	--	--
		1	#Mid	21.79	21.85	21.76	22.16	--	--
		1	#Max	21.73	21.81	21.84	22.20	--	--
		50%	#0	20.83	20.96	20.93	20.91	--	--
		50%	#Mid	20.80	20.83	20.88	20.95	--	--
		50%	#Max	20.67	20.83	20.86	20.90	--	--
		100%	--	19.66	19.71	19.67	19.96	--	--
	64QAM	1	#0	21.78	21.79	21.93	21.96	--	--
		1	#Mid	21.74	21.78	21.92	21.83	--	--
		1	#Max	21.73	21.71	21.91	21.79	--	--
		50%	#0	19.93	19.94	19.85	19.96	--	--
		50%	#Mid	19.87	19.92	19.88	19.95	--	--
		50%	#Max	19.70	19.81	19.78	18.85	--	--
		100%	--	18.74	18.83	18.80	18.89	--	--
Mid	QPSK	1	#0	22.24	22.41	22.44	22.85	--	--
		1	#Mid	22.23	22.34	22.43	22.74	--	--
		1	#Max	22.22	22.26	22.37	22.47	--	--
		50%	#0	21.36	21.40	21.93	22.09	--	--
		50%	#Mid	21.36	21.49	21.89	21.98	--	--
		50%	#Max	21.30	21.45	21.82	21.95	--	--
		100%	--	20.88	20.98	21.01	21.10	--	--
	16QAM	1	#0	22.22	22.30	22.36	22.44	--	--
		1	#Mid	22.13	22.29	22.32	22.37	--	--
		1	#Max	22.16	22.16	22.28	22.35	--	--
		50%	#0	20.36	20.43	20.48	21.10	--	--
		50%	#Mid	20.41	20.36	20.37	20.97	--	--
		50%	#Max	20.41	20.42	20.37	20.93	--	--
		100%	--	19.94	19.98	19.96	19.99	--	--
	64QAM	1	#0	21.84	21.90	22.00	22.07	--	--
		1	#Mid	21.79	21.86	21.92	21.94	--	--
		1	#Max	21.76	21.85	21.88	22.08	--	--
		50%	#0	19.59	19.89	19.84	19.98	--	--
		50%	#Mid	19.56	19.88	20.00	20.02	--	--
		50%	#Max	19.51	19.79	19.84	19.86	--	--
		100%	--	18.87	18.92	18.89	18.95	--	--

High	QPSK	1	#0	22.39	22.45	22.55	22.82	--	--
		1	#Mid	22.22	22.35	22.43	22.72	--	--
		1	#Max	22.25	22.27	22.36	22.38	--	--
		50%	#0	21.46	21.65	21.63	21.68	--	--
		50%	#Mid	21.49	21.50	21.54	21.63	--	--
		50%	#Max	21.59	21.55	21.46	21.60	--	--
		100%	--	20.86	20.90	20.88	21.06	--	--
	16QAM	1	#0	22.23	22.20	22.28	22.42	--	--
		1	#Mid	22.20	22.11	22.22	22.34	--	--
		1	#Max	22.12	22.13	22.18	22.22	--	--
		50%	#0	20.61	20.60	20.78	20.86	--	--
		50%	#Mid	20.65	20.63	20.77	20.79	--	--
		50%	#Max	20.61	20.52	20.72	20.78	--	--
		100%	--	19.83	19.77	19.95	19.97	--	--
	64QAM	1	#0	21.85	21.88	21.81	21.98	--	--
		1	#Mid	21.82	21.79	21.80	21.85	--	--
		1	#Max	21.79	21.67	21.74	21.81	--	--
		50%	#0	19.57	19.53	19.86	19.92	--	--
		50%	#Mid	19.51	19.45	19.69	19.79	--	--
		50%	#Max	19.39	19.58	19.69	19.75	--	--
		100%	--	18.79	18.90	18.87	18.93	--	--

Channel	Modulation	LTE Band 7							
		RB	RB	Maximum Conducted Output Power					
		No.	Offset	1.4M	3M	5M	10M	15M	20M
Low	QPSK	1	#0	--	--	22.66	22.85	22.57	23.44
		1	#Mid	--	--	22.82	22.74	22.55	23.31
		1	#Max	--	--	22.76	22.95	22.48	23.22
		50%	#0	--	--	21.95	21.94	22.24	22.39
		50%	#Mid	--	--	21.84	21.94	22.18	22.36
		50%	#Max	--	--	21.93	22.00	22.16	22.35
		100%	--	--	--	21.22	21.28	21.15	21.30
	16QAM	1	#0	--	--	22.00	22.27	22.33	22.42
		1	#Mid	--	--	21.68	22.18	22.31	22.40
		1	#Max	--	--	22.08	22.34	22.26	22.38
		50%	#0	--	--	20.66	21.22	21.16	21.25
		50%	#Mid	--	--	20.66	21.13	21.11	21.23
		50%	#Max	--	--	20.71	21.11	21.08	21.15
		100%	--	--	--	20.05	20.06	20.04	20.41
	64QAM	1	#0	--	--	22.07	22.12	22.07	22.23
		1	#Mid	--	--	21.67	22.13	22.03	22.18
		1	#Max	--	--	21.93	22.07	21.99	22.15
		50%	#0	--	--	20.07	20.15	20.01	20.47
		50%	#Mid	--	--	20.08	20.14	20.02	20.39
		50%	#Max	--	--	20.04	20.10	20.22	20.38
		100%	--	--	--	19.26	19.11	19.37	19.40
Mid	QPSK	1	#0	--	--	22.51	23.17	23.33	23.46
		1	#Mid	--	--	22.45	23.16	23.31	23.44
		1	#Max	--	--	22.53	23.12	23.28	23.39
		50%	#0	--	--	21.60	22.24	22.37	22.41
		50%	#Mid	--	--	21.60	22.28	22.35	22.40
		50%	#Max	--	--	21.53	22.19	22.34	22.40
		100%	--	--	--	21.45	21.32	21.32	21.47
	16QAM	1	#0	--	--	22.02	22.32	22.25	22.54
		1	#Mid	--	--	22.04	22.25	22.28	22.41
		1	#Max	--	--	22.01	22.26	22.21	22.39
		50%	#0	--	--	20.54	20.76	20.75	21.24
		50%	#Mid	--	--	20.61	20.73	20.73	21.15
		50%	#Max	--	--	20.69	20.70	20.70	21.12
		100%	--	--	--	20.31	20.35	20.42	20.43
	64QAM	1	#0	--	--	21.63	21.78	21.41	22.24
		1	#Mid	--	--	21.89	21.86	21.45	22.18
		1	#Max	--	--	21.59	21.85	21.53	22.15
		50%	#0	--	--	20.35	20.37	20.30	20.49
		50%	#Mid	--	--	20.37	20.36	20.42	20.44
		50%	#Max	--	--	20.40	20.28	20.40	20.41
		100%	--	--	--	19.34	19.25	19.38	19.49

High	QPSK	1	#0	--	--	22.28	22.57	22.25	23.42
		1	#Mid	--	--	22.28	22.56	22.23	23.37
		1	#Max	--	--	22.27	22.54	22.21	23.33
		50%	#0	--	--	21.35	21.63	21.33	22.33
		50%	#Mid	--	--	21.37	21.70	21.37	22.32
		50%	#Max	--	--	21.34	21.68	21.36	22.29
		100%	--	--	--	21.25	21.28	21.27	21.38
	16QAM	1	#0	--	--	21.59	21.94	22.31	22.33
		1	#Mid	--	--	21.59	21.59	22.27	22.14
		1	#Max	--	--	21.51	21.87	22.24	22.09
		50%	#0	--	--	20.39	20.53	20.29	20.76
		50%	#Mid	--	--	20.39	20.54	20.35	20.80
		50%	#Max	--	--	20.40	20.54	20.20	20.91
		100%	--	--	--	20.41	20.28	20.30	20.43
	64QAM	1	#0	--	--	21.77	21.82	21.03	21.96
		1	#Mid	--	--	21.35	21.84	21.22	21.85
		1	#Max	--	--	21.05	21.25	21.27	21.82
		50%	#0	--	--	20.37	20.28	20.26	20.38
		50%	#Mid	--	--	20.30	20.28	20.24	20.33
		50%	#Max	--	--	20.32	20.26	20.27	20.34
		100%	--	--	--	19.24	19.23	19.28	19.38

Channel	Modulation	LTE Band 12							
		RB	RB	Maximum Conducted Output Power					
		No.	Offset	1.4M	3M	5M	10M	15M	20M
Low	QPSK	1	#0	22.22	22.91	22.90	23.35	--	--
		1	#Mid	22.15	22.71	22.63	23.31	--	--
		1	#Max	22.16	22.81	22.77	23.24	--	--
		50%	#0	22.21	21.86	21.81	22.38	--	--
		50%	#Mid	22.13	21.88	21.85	22.35	--	--
		50%	#Max	22.10	21.78	21.84	22.31	--	--
		100%	--	21.19	21.23	21.38	21.39	--	--
	16QAM	1	#0	22.22	22.45	22.20	22.55	--	--
		1	#Mid	22.21	22.47	22.10	22.52	--	--
		1	#Max	22.14	22.09	21.86	22.49	--	--
		50%	#0	21.36	20.90	20.90	21.38	--	--
		50%	#Mid	21.26	20.95	20.92	21.32	--	--
		50%	#Max	21.31	20.77	20.82	21.32	--	--
		100%	--	20.18	20.34	20.17	20.36	--	--
	64QAM	1	#0	21.51	22.15	22.24	22.29	--	--
		1	#Mid	21.42	22.20	21.59	22.20	--	--
		1	#Max	21.13	22.13	21.91	22.21	--	--
		50%	#0	20.32	20.33	20.32	20.35	--	--
		50%	#Mid	20.22	20.31	20.38	20.39	--	--
		50%	#Max	20.16	20.27	20.30	20.31	--	--
		100%	--	19.24	19.26	19.32	19.36	--	--
Mid	QPSK	1	#0	22.24	22.97	22.77	23.41	--	--
		1	#Mid	22.16	22.87	22.71	23.37	--	--
		1	#Max	22.15	22.71	22.75	23.36	--	--
		50%	#0	22.23	21.84	21.81	22.42	--	--
		50%	#Mid	22.17	21.85	21.89	22.36	--	--
		50%	#Max	22.14	21.70	21.79	22.33	--	--
		100%	--	21.23	21.30	21.27	21.40	--	--
	16QAM	1	#0	22.61	22.59	22.55	22.72	--	--
		1	#Mid	22.57	22.51	22.59	22.68	--	--
		1	#Max	22.59	22.58	22.57	22.67	--	--
		50%	#0	21.34	20.83	20.80	21.39	--	--
		50%	#Mid	21.31	20.94	20.84	21.33	--	--
		50%	#Max	21.29	20.84	20.86	21.33	--	--
		100%	--	20.29	20.25	20.15	20.39	--	--
	64QAM	1	#0	21.38	21.88	21.83	22.30	--	--
		1	#Mid	21.31	21.74	22.16	22.23	--	--
		1	#Max	21.28	22.21	21.81	22.29	--	--
		50%	#0	20.31	20.31	20.30	20.39	--	--
		50%	#Mid	20.30	20.28	20.31	20.40	--	--
		50%	#Max	20.26	20.24	20.15	20.32	--	--
		100%	--	19.23	19.24	19.15	19.41	--	--

High	QPSK	1	#0	22.29	22.75	22.89	23.38	--	--
		1	#Mid	22.20	22.71	22.79	22.92	--	--
		1	#Max	22.11	22.74	22.80	23.06	--	--
		50%	#0	22.27	21.82	21.82	22.31	--	--
		50%	#Mid	22.25	21.78	21.87	22.27	--	--
		50%	#Max	22.26	21.75	21.70	22.29	--	--
		100%	--	21.22	21.21	21.30	21.34	--	--
	16QAM	1	#0	22.38	22.41	22.45	22.66	--	--
		1	#Mid	22.36	22.48	22.42	22.63	--	--
		1	#Max	22.24	22.47	22.49	22.61	--	--
		50%	#0	21.08	20.79	20.83	21.12	--	--
		50%	#Mid	21.07	20.95	20.91	21.14	--	--
		50%	#Max	21.01	20.88	20.67	21.15	--	--
		100%	--	20.22	20.11	20.21	20.31	--	--
	64QAM	1	#0	21.56	22.07	21.78	22.16	--	--
		1	#Mid	21.45	22.07	22.04	22.13	--	--
		1	#Max	21.21	22.05	21.69	22.19	--	--
		50%	#0	20.33	20.15	20.21	20.35	--	--
		50%	#Mid	20.22	20.11	20.17	20.32	--	--
		50%	#Max	20.24	20.10	20.27	20.30	--	--
		100%	--	19.22	19.20	19.15	19.24	--	--

Channel	Modulation	LTE Band 13							
		RB	RB	Maximum Conducted Output Power					
		No.	Offset	1.4M	3M	5M	10M	15M	20M
Low	QPSK	1	#0	--	--	22.79	--	--	--
		1	#Mid	--	--	22.72	--	--	--
		1	#Max	--	--	22.54	--	--	--
		50%	#0	--	--	21.75	--	--	--
		50%	#Mid	--	--	21.80	--	--	--
		50%	#Max	--	--	21.83	--	--	--
		100%	--	--	--	21.01	--	--	--
	16QAM	1	#0	--	--	22.44	--	--	--
		1	#Mid	--	--	22.36	--	--	--
		1	#Max	--	--	22.34	--	--	--
		50%	#0	--	--	20.63	--	--	--
		50%	#Mid	--	--	20.66	--	--	--
		50%	#Max	--	--	20.67	--	--	--
		100%	--	--	--	20.21	--	--	--
	64QAM	1	#0	--	--	22.14	--	--	--
		1	#Mid	--	--	22.13	--	--	--
		1	#Max	--	--	22.15	--	--	--
		50%	#0	--	--	20.21	--	--	--
		50%	#Mid	--	--	20.18	--	--	--
		50%	#Max	--	--	20.14	--	--	--
		100%	--	--	--	19.21	--	--	--
Mid	QPSK	1	#0	--	--	22.71	23.17	--	--
		1	#Mid	--	--	22.73	22.96	--	--
		1	#Max	--	--	22.60	22.90	--	--
		50%	#0	--	--	21.79	22.09	--	--
		50%	#Mid	--	--	21.75	22.01	--	--
		50%	#Max	--	--	21.74	21.99	--	--
		100%	--	--	--	21.29	21.44	--	--
	16QAM	1	#0	--	--	22.52	22.60	--	--
		1	#Mid	--	--	22.46	22.54	--	--
		1	#Max	--	--	22.33	22.34	--	--
		50%	#0	--	--	20.83	21.05	--	--
		50%	#Mid	--	--	20.80	21.03	--	--
		50%	#Max	--	--	20.67	20.96	--	--
		100%	--	--	--	20.27	20.38	--	--
	64QAM	1	#0	--	--	22.15	22.25	--	--
		1	#Mid	--	--	22.03	22.17	--	--
		1	#Max	--	--	22.03	22.28	--	--
		50%	#0	--	--	20.16	20.35	--	--
		50%	#Mid	--	--	20.11	20.34	--	--
		50%	#Max	--	--	20.00	20.26	--	--
		100%	--	--	--	19.13	19.34	--	--

High	QPSK	1	#0	--	--	22.53	--	--	--
		1	#Mid	--	--	22.52	--	--	--
		1	#Max	--	--	22.56	--	--	--
		50%	#0	--	--	21.76	--	--	--
		50%	#Mid	--	--	21.63	--	--	--
		50%	#Max	--	--	21.73	--	--	--
		100%	--	--	--	21.33	--	--	--
	16QAM	1	#0	--	--	21.98	--	--	--
		1	#Mid	--	--	22.04	--	--	--
		1	#Max	--	--	21.98	--	--	--
		50%	#0	--	--	20.59	--	--	--
		50%	#Mid	--	--	20.68	--	--	--
		50%	#Max	--	--	20.72	--	--	--
		100%	--	--	--	20.32	--	--	--
	64QAM	1	#0	--	--	21.55	--	--	--
		1	#Mid	--	--	21.54	--	--	--
		1	#Max	--	--	21.48	--	--	--
		50%	#0	--	--	20.28	--	--	--
		50%	#Mid	--	--	20.22	--	--	--
		50%	#Max	--	--	20.17	--	--	--
		100%	--	--	--	19.27	--	--	--

Channel	Modulation	LTE Band 14							
		RB	RB	Maximum Conducted Output Power					
		No.	Offset	1.4M	3M	5M	10M	15M	20M
Low	QPSK	1	#0	--	--	22.50	--	--	--
		1	#Mid	--	--	22.63	--	--	--
		1	#Max	--	--	22.57	--	--	--
		50%	#0	--	--	21.49	--	--	--
		50%	#Mid	--	--	21.63	--	--	--
		50%	#Max	--	--	21.68	--	--	--
		100%	--	--	--	21.13	--	--	--
	16QAM	1	#0	--	--	22.63	--	--	--
		1	#Mid	--	--	22.56	--	--	--
		1	#Max	--	--	22.59	--	--	--
		50%	#0	--	--	20.52	--	--	--
		50%	#Mid	--	--	20.80	--	--	--
		50%	#Max	--	--	20.65	--	--	--
		100%	--	--	--	20.26	--	--	--
	64QAM	1	#0	--	--	21.48	--	--	--
		1	#Mid	--	--	21.71	--	--	--
		1	#Max	--	--	21.65	--	--	--
		50%	#0	--	--	20.26	--	--	--
		50%	#Mid	--	--	20.28	--	--	--
		50%	#Max	--	--	20.22	--	--	--
		100%	--	--	--	19.37	--	--	--
Mid	QPSK	1	#0	--	--	22.59	22.83	--	--
		1	#Mid	--	--	22.56	22.81	--	--
		1	#Max	--	--	22.57	22.79	--	--
		50%	#0	--	--	21.62	21.91	--	--
		50%	#Mid	--	--	21.62	21.90	--	--
		50%	#Max	--	--	21.55	21.84	--	--
		100%	--	--	--	21.33	21.35	--	--
	16QAM	1	#0	--	--	22.75	22.78	--	--
		1	#Mid	--	--	22.70	22.75	--	--
		1	#Max	--	--	22.64	22.71	--	--
		50%	#0	--	--	20.66	20.88	--	--
		50%	#Mid	--	--	20.64	20.82	--	--
		50%	#Max	--	--	20.57	20.79	--	--
		100%	--	--	--	20.36	20.39	--	--
	64QAM	1	#0	--	--	22.08	22.16	--	--
		1	#Mid	--	--	22.01	22.14	--	--
		1	#Max	--	--	22.08	22.10	--	--
		50%	#0	--	--	20.26	20.38	--	--
		50%	#Mid	--	--	20.25	20.34	--	--
		50%	#Max	--	--	20.18	20.29	--	--
		100%	--	--	--	19.16	19.38	--	--

High	QPSK	1	#0	--	--	22.71	--	--	--
		1	#Mid	--	--	22.65	--	--	--
		1	#Max	--	--	22.62	--	--	--
		50%	#0	--	--	21.75	--	--	--
		50%	#Mid	--	--	21.73	--	--	--
		50%	#Max	--	--	21.70	--	--	--
		100%	--	--	--	21.17	--	--	--
	16QAM	1	#0	--	--	22.46	--	--	--
		1	#Mid	--	--	22.34	--	--	--
		1	#Max	--	--	22.37	--	--	--
		50%	#0	--	--	20.78	--	--	--
		50%	#Mid	--	--	20.76	--	--	--
		50%	#Max	--	--	20.79	--	--	--
		100%	--	--	--	20.26	--	--	--
	64QAM	1	#0	--	--	22.04	--	--	--
		1	#Mid	--	--	22.08	--	--	--
		1	#Max	--	--	22.01	--	--	--
		50%	#0	--	--	20.17	--	--	--
		50%	#Mid	--	--	20.16	--	--	--
		50%	#Max	--	--	20.09	--	--	--
		100%	--	--	--	19.34	--	--	--

Channel	Modulation	LTE Band 17							
		RB	RB	Maximum Conducted Output Power					
		No.	Offset	1.4M	3M	5M	10M	15M	20M
Low	QPSK	1	#0	--	--	22.28	22.38	--	--
		1	#Mid	--	--	22.17	22.24	--	--
		1	#Max	--	--	22.09	22.21	--	--
		50%	#0	--	--	21.47	22.03	--	--
		50%	#Mid	--	--	21.49	22.07	--	--
		50%	#Max	--	--	21.44	21.99	--	--
		100%	--	--	--	21.00	21.02	--	--
	16QAM	1	#0	--	--	21.73	21.83	--	--
		1	#Mid	--	--	21.78	21.83	--	--
		1	#Max	--	--	21.53	21.79	--	--
		50%	#0	--	--	20.56	20.65	--	--
		50%	#Mid	--	--	20.54	20.60	--	--
		50%	#Max	--	--	20.50	20.65	--	--
		100%	--	--	--	19.52	19.72	--	--
	64QAM	1	#0	--	--	21.45	21.48	--	--
		1	#Mid	--	--	21.42	21.40	--	--
		1	#Max	--	--	21.03	21.06	--	--
		50%	#0	--	--	19.66	19.73	--	--
		50%	#Mid	--	--	19.71	19.77	--	--
		50%	#Max	--	--	19.66	19.73	--	--
		100%	--	--	--	18.82	18.85	--	--
Mid	QPSK	1	#0	--	--	22.13	22.34	--	--
		1	#Mid	--	--	22.04	22.26	--	--
		1	#Max	--	--	22.14	22.21	--	--
		50%	#0	--	--	21.48	22.12	--	--
		50%	#Mid	--	--	21.51	22.08	--	--
		50%	#Max	--	--	21.51	22.08	--	--
		100%	--	--	--	21.01	21.09	--	--
	16QAM	1	#0	--	--	22.28	22.29	--	--
		1	#Mid	--	--	22.21	22.29	--	--
		1	#Max	--	--	22.25	22.23	--	--
		50%	#0	--	--	20.49	20.73	--	--
		50%	#Mid	--	--	20.58	20.64	--	--
		50%	#Max	--	--	20.58	20.68	--	--
		100%	--	--	--	20.01	20.04	--	--
	64QAM	1	#0	--	--	21.23	21.28	--	--
		1	#Mid	--	--	21.15	21.21	--	--
		1	#Max	--	--	21.21	21.27	--	--
		50%	#0	--	--	19.96	20.08	--	--
		50%	#Mid	--	--	19.96	19.97	--	--
		50%	#Max	--	--	19.81	20.00	--	--
		100%	--	--	--	18.79	18.95	--	--

High	QPSK	1	#0	--	--	22.14	22.24	--	--
		1	#Mid	--	--	22.05	22.26	--	--
		1	#Max	--	--	22.03	22.21	--	--
		50%	#0	--	--	21.52	22.02	--	--
		50%	#Mid	--	--	21.50	21.92	--	--
		50%	#Max	--	--	21.41	21.94	--	--
		100%	--	--	--	20.99	21.07	--	--
	16QAM	1	#0	--	--	22.05	22.16	--	--
		1	#Mid	--	--	21.98	22.02	--	--
		1	#Max	--	--	22.09	22.14	--	--
		50%	#0	--	--	20.62	20.70	--	--
		50%	#Mid	--	--	20.60	20.62	--	--
		50%	#Max	--	--	20.41	20.61	--	--
		100%	--	--	--	19.67	19.74	--	--
	64QAM	1	#0	--	--	21.42	21.46	--	--
		1	#Mid	--	--	21.30	21.42	--	--
		1	#Max	--	--	21.04	21.15	--	--
		50%	#0	--	--	19.88	19.81	--	--
		50%	#Mid	--	--	19.83	19.93	--	--
		50%	#Max	--	--	19.85	19.93	--	--
		100%	--	--	--	18.81	18.88	--	--

Channel	Modulation	LTE Band 25							
		RB	RB	Maximum Conducted Output Power					
		No.	Offset	1.4M	3M	5M	10M	15M	20M
Low	QPSK	1	#0	22.80	22.90	22.99	22.92	22.80	23.19
		1	#Mid	22.80	22.85	22.92	22.82	22.74	23.14
		1	#Max	22.65	22.71	22.78	22.78	22.74	23.07
		50%	#0	21.90	22.00	22.03	21.96	21.85	22.27
		50%	#Mid	21.89	21.89	22.04	22.00	21.94	22.26
		50%	#Max	21.77	21.82	21.94	22.02	21.84	22.25
		100%	--	21.11	21.12	21.08	21.05	21.13	21.15
	16QAM	1	#0	22.21	22.27	22.36	22.47	22.43	22.77
		1	#Mid	22.20	22.27	21.87	22.41	22.03	22.72
		1	#Max	21.81	21.90	22.09	22.21	21.83	22.70
		50%	#0	20.97	21.04	20.98	20.97	21.06	21.12
		50%	#Mid	21.07	21.10	20.96	21.01	20.98	21.13
		50%	#Max	21.01	21.05	20.90	20.91	20.97	21.09
		100%	--	19.96	20.06	19.95	20.17	20.16	20.05
	64QAM	1	#0	22.10	22.15	22.41	22.06	22.33	22.23
		1	#Mid	21.96	22.01	21.91	21.96	22.33	22.16
		1	#Max	21.92	22.00	21.71	21.84	21.87	22.11
		50%	#0	20.04	20.06	20.10	20.17	20.18	20.18
		50%	#Mid	19.83	19.90	20.07	20.06	20.16	20.15
		50%	#Max	19.86	19.88	19.99	20.04	20.11	20.14
		100%	--	19.02	19.11	19.02	19.07	19.09	19.16
Mid	QPSK	1	#0	22.83	22.90	22.77	22.83	22.76	23.21
		1	#Mid	22.68	22.78	22.69	22.82	22.71	23.15
		1	#Max	22.66	22.70	22.66	22.71	22.74	23.11
		50%	#0	21.80	21.86	21.90	21.86	21.84	22.31
		50%	#Mid	21.73	21.83	21.85	21.97	21.88	22.31
		50%	#Max	21.80	21.81	21.80	21.81	21.81	22.28
		100%	--	21.10	21.16	21.08	21.28	21.34	21.38
	16QAM	1	#0	22.28	22.35	22.30	22.34	22.37	22.88
		1	#Mid	22.11	22.11	21.90	21.94	22.31	22.81
		1	#Max	21.84	21.93	21.63	21.61	22.26	22.74
		50%	#0	21.01	21.01	20.93	20.92	20.96	21.27
		50%	#Mid	20.74	20.79	20.97	20.89	20.94	21.29
		50%	#Max	20.80	20.89	20.89	20.92	20.83	21.18
		100%	--	19.85	19.92	19.89	19.82	19.99	20.23
	64QAM	1	#0	21.87	21.94	22.23	22.34	21.80	22.46
		1	#Mid	21.79	21.89	21.90	21.91	21.67	22.43
		1	#Max	21.88	21.88	22.14	21.69	21.57	22.39
		50%	#0	20.21	20.24	20.19	20.14	19.98	20.25
		50%	#Mid	20.20	20.21	20.09	20.14	19.95	20.22
		50%	#Max	20.11	20.16	20.07	20.12	19.85	20.17
		100%	--	19.01	19.02	19.06	18.82	19.05	19.21

High	QPSK	1	#0	22.89	22.90	22.85	22.89	22.76	23.16
		1	#Mid	22.82	22.89	22.75	22.69	22.63	23.02
		1	#Max	22.86	22.87	22.73	22.67	22.61	22.91
		50%	#0	21.93	21.94	21.94	21.95	21.87	22.25
		50%	#Mid	21.84	21.88	21.90	21.91	21.85	22.20
		50%	#Max	21.88	21.92	22.02	21.90	21.79	22.11
		100%	--	19.94	19.94	19.95	21.00	21.05	21.17
	16QAM	1	#0	22.25	22.33	22.33	22.23	22.22	22.50
		1	#Mid	21.86	21.94	22.00	21.95	22.11	22.30
		1	#Max	22.09	22.16	21.91	21.99	21.81	22.36
		50%	#0	21.03	21.03	20.83	20.93	20.88	21.15
		50%	#Mid	20.93	20.93	20.90	20.89	20.85	21.22
		50%	#Max	20.92	21.01	20.88	20.92	20.84	21.14
		100%	--	19.96	20.03	19.92	19.82	19.88	20.08
	64QAM	1	#0	21.81	21.86	22.16	21.92	21.82	22.17
		1	#Mid	21.73	21.75	21.95	21.87	21.72	22.08
		1	#Max	21.71	21.73	21.56	21.68	21.55	21.97
		50%	#0	19.91	19.95	19.88	19.92	19.86	20.16
		50%	#Mid	19.76	19.84	19.84	19.87	19.85	20.14
		50%	#Max	19.69	19.77	19.90	19.87	19.73	20.04
		100%	--	18.88	18.95	18.83	19.01	18.98	19.07

Channel	Modulation	LTE Band 26							
		RB	RB	Maximum Conducted Output Power					
		No.	Offset	1.4M	3M	5M	10M	15M	20M
Low	QPSK	1	#0	22.59	22.72	22.86	22.77	23.21	--
		1	#Mid	22.58	22.67	22.83	22.73	23.15	--
		1	#Max	22.51	22.66	22.73	22.72	23.06	--
		50%	#0	21.87	21.79	21.97	21.97	22.22	--
		50%	#Mid	21.84	21.81	21.92	21.92	22.21	--
		50%	#Max	21.77	21.80	21.86	21.92	22.17	--
		100%	--	21.09	21.05	21.04	21.10	21.44	--
	16QAM	1	#0	22.21	22.19	22.20	22.55	22.81	--
		1	#Mid	22.14	22.19	22.16	22.53	22.76	--
		1	#Max	22.13	22.14	22.14	22.52	22.74	--
		50%	#0	21.17	21.28	21.24	21.31	21.35	--
		50%	#Mid	21.15	21.23	21.21	21.26	21.32	--
		50%	#Max	21.07	21.15	21.16	21.24	21.31	--
		100%	--	20.00	20.09	20.07	20.11	20.22	--
	64QAM	1	#0	22.27	22.18	22.21	22.24	22.31	--
		1	#Mid	22.26	22.11	22.19	22.22	22.29	--
		1	#Max	22.14	22.09	22.17	22.17	22.23	--
		50%	#0	20.24	20.26	20.28	20.31	20.34	--
		50%	#Mid	20.18	20.22	20.29	20.29	20.30	--
		50%	#Max	20.10	20.19	20.27	20.21	20.24	--
		100%	--	19.05	19.17	19.19	19.19	19.22	--
Mid	QPSK	1	#0	22.64	22.76	22.87	22.98	23.26	--
		1	#Mid	22.61	22.74	22.82	22.84	23.17	--
		1	#Max	22.59	22.71	22.69	22.82	23.11	--
		50%	#0	21.75	21.94	22.28	22.31	22.45	--
		50%	#Mid	21.72	21.91	22.21	22.29	22.38	--
		50%	#Max	21.68	21.89	22.20	22.24	22.33	--
		100%	--	21.24	21.28	21.37	21.38	21.48	--
	16QAM	1	#0	22.55	22.64	22.66	22.77	22.88	--
		1	#Mid	22.51	22.60	22.65	22.76	22.83	--
		1	#Max	22.49	22.56	22.61	22.68	22.83	--
		50%	#0	20.76	20.81	20.84	20.91	21.40	--
		50%	#Mid	20.73	20.75	20.77	20.84	21.38	--
		50%	#Max	20.73	20.74	20.76	20.79	21.32	--
		100%	--	20.25	20.31	20.31	20.34	20.36	--
	64QAM	1	#0	22.19	22.25	22.23	22.36	22.38	--
		1	#Mid	22.17	22.21	22.17	22.31	22.34	--
		1	#Max	22.09	22.18	22.15	22.28	22.30	--
		50%	#0	19.94	20.25	20.28	20.34	20.37	--
		50%	#Mid	19.92	20.24	20.26	20.28	20.33	--
		50%	#Max	19.89	20.21	20.24	20.20	20.31	--
		100%	--	19.21	19.25	19.27	19.31	19.39	--

High	QPSK	1	#0	22.61	22.67	22.74	22.84	23.23	--
		1	#Mid	22.58	22.72	22.73	22.81	23.14	--
		1	#Max	22.56	22.66	22.69	22.75	23.08	--
		50%	#0	21.84	21.91	21.94	21.92	22.38	--
		50%	#Mid	21.84	21.87	21.93	21.87	22.33	--
		50%	#Max	21.80	21.85	21.86	21.82	22.17	--
		100%	--	21.16	21.18	21.21	21.27	21.30	--
	16QAM	1	#0	22.47	22.56	22.63	22.77	22.84	--
		1	#Mid	22.42	22.51	22.57	22.71	22.80	--
		1	#Max	22.41	22.47	22.55	22.65	22.74	--
		50%	#0	20.93	20.96	21.17	21.16	21.26	--
		50%	#Mid	20.92	20.94	21.13	21.11	21.22	--
		50%	#Max	20.87	20.90	21.08	21.07	21.22	--
		100%	--	20.06	20.15	20.29	20.23	20.30	--
	64QAM	1	#0	22.20	22.25	22.16	22.21	22.36	--
		1	#Mid	22.16	22.23	22.13	22.21	22.25	--
		1	#Max	22.13	22.04	22.12	22.15	22.28	--
		50%	#0	19.90	19.90	20.17	20.24	20.29	--
		50%	#Mid	19.84	19.85	20.14	20.19	20.22	--
		50%	#Max	19.77	19.89	20.15	20.11	20.18	--
		100%	--	19.15	19.21	19.27	19.29	19.35	--

Channel	Modulation	LTE Band 38							
		RB	RB	Maximum Conducted Output Power					
		No.	Offset	1.4M	3M	5M	10M	15M	20M
Low	QPSK	1	#0	--	--	23.12	23.18	23.25	23.44
		1	#Mid	--	--	23.09	23.12	23.16	23.31
		1	#Max	--	--	23.00	23.09	23.14	23.28
		50%	#0	--	--	22.14	22.21	22.28	22.37
		50%	#Mid	--	--	22.13	22.15	22.25	22.35
		50%	#Max	--	--	22.06	22.16	22.16	22.31
		100%	--	--	--	21.27	21.32	21.36	21.46
	16QAM	1	#0	--	--	22.74	22.76	22.84	22.72
		1	#Mid	--	--	22.55	22.62	22.69	22.59
		1	#Max	--	--	22.52	22.62	22.63	22.53
		50%	#0	--	--	20.07	20.11	20.16	20.25
		50%	#Mid	--	--	19.99	20.08	20.13	20.18
		50%	#Max	--	--	19.98	19.99	20.06	20.16
		100%	--	--	--	20.22	20.24	20.25	20.37
	64QAM	1	#0	--	--	22.26	22.26	22.28	22.36
		1	#Mid	--	--	22.24	22.25	22.27	22.29
		1	#Max	--	--	22.15	22.19	22.25	22.22
		50%	#0	--	--	20.02	20.10	20.16	20.34
		50%	#Mid	--	--	20.05	20.06	20.11	20.30
		50%	#Max	--	--	20.01	20.05	20.08	20.28
		100%	--	--	--	19.07	19.14	19.19	19.33
Mid	QPSK	1	#0	--	--	23.20	23.29	23.30	23.48
		1	#Mid	--	--	23.12	23.18	23.26	23.33
		1	#Max	--	--	23.09	23.11	23.21	23.31
		50%	#0	--	--	22.17	22.20	22.24	22.43
		50%	#Mid	--	--	21.99	22.09	22.15	22.35
		50%	#Max	--	--	21.97	22.05	22.14	22.32
		100%	--	--	--	21.14	21.18	21.26	21.48
	16QAM	1	#0	--	--	22.46	22.51	22.55	22.99
		1	#Mid	--	--	22.28	22.34	22.44	22.89
		1	#Max	--	--	22.35	22.35	22.38	22.86
		50%	#0	--	--	21.13	21.17	21.24	21.35
		50%	#Mid	--	--	21.06	21.11	21.17	21.31
		50%	#Max	--	--	21.04	21.12	21.12	21.36
		100%	--	--	--	20.21	20.24	20.25	20.46
	64QAM	1	#0	--	--	22.11	22.17	22.25	22.47
		1	#Mid	--	--	22.02	22.10	22.16	22.45
		1	#Max	--	--	22.11	22.13	22.13	22.38
		50%	#0	--	--	20.22	20.29	20.37	20.46
		50%	#Mid	--	--	20.18	20.21	20.27	20.45
		50%	#Max	--	--	20.12	20.19	20.22	20.41
		100%	--	--	--	19.08	19.14	19.24	19.35

High	QPSK	1	#0	--	--	23.16	23.23	23.29	23.45
		1	#Mid	--	--	23.10	23.15	23.21	23.31
		1	#Max	--	--	23.07	23.05	23.08	23.30
		50%	#0	--	--	22.25	22.32	22.33	22.40
		50%	#Mid	--	--	22.12	22.16	22.26	22.32
		50%	#Max	--	--	21.98	22.08	22.17	22.24
		100%	--	--	--	21.25	21.35	21.37	21.42
	16QAM	1	#0	--	--	22.40	22.47	22.52	22.64
		1	#Mid	--	--	22.38	22.39	22.46	22.62
		1	#Max	--	--	22.38	22.41	22.42	22.55
		50%	#0	--	--	21.19	21.18	21.15	21.29
		50%	#Mid	--	--	21.18	21.13	21.16	21.28
		50%	#Max	--	--	21.20	21.20	21.12	21.25
		100%	--	--	--	20.13	20.13	20.15	20.35
	64QAM	1	#0	--	--	22.24	22.29	22.32	22.38
		1	#Mid	--	--	22.18	22.21	22.26	22.36
		1	#Max	--	--	22.06	22.16	22.22	22.35
		50%	#0	--	--	20.33	20.34	20.37	20.36
		50%	#Mid	--	--	20.19	20.27	20.36	20.35
		50%	#Max	--	--	20.15	20.24	20.33	20.33
		100%	--	--	--	19.03	19.08	19.11	19.31

Channel	Modulation	LTE Band 41							
		RB	RB	Maximum Conducted Output Power					
		No.	Offset	1.4M	3M	5M	10M	15M	20M
Low	QPSK	1	#0	-	-	22.84	22.86	22.87	23.41
		1	#Mid	-	-	22.84	22.77	22.89	23.37
		1	#Max	-	-	22.78	22.78	22.94	23.34
		50%	#0	-	-	22.03	21.92	21.99	22.31
		50%	#Mid	-	-	21.86	22.06	21.96	22.20
		50%	#Max	-	-	21.92	22.04	22.04	22.15
		100%	--	-	-	21.07	21.04	21.06	21.13
	16QAM	1	#0	-	-	22.36	22.43	22.55	22.80
		1	#Mid	-	-	22.32	22.32	22.36	22.60
		1	#Max	-	-	22.28	22.27	22.31	22.61
		50%	#0	-	-	20.69	20.62	20.64	20.73
		50%	#Mid	-	-	20.65	20.62	20.20	20.71
		50%	#Max	-	-	20.57	20.59	20.51	20.65
		100%	--	-	-	19.47	19.57	19.66	19.89
	64QAM	1	#0	-	-	22.14	22.10	22.25	22.29
		1	#Mid	-	-	21.96	22.06	22.12	22.18
		1	#Max	-	-	22.10	22.08	22.13	22.21
		50%	#0	-	-	19.92	19.97	20.15	20.31
		50%	#Mid	-	-	19.90	19.95	20.06	20.24
		50%	#Max	-	-	19.79	19.88	20.07	20.21
		100%	--	-	-	18.50	18.57	18.74	18.85
Low-Mid	QPSK	1	#0	-	-	22.88	22.84	22.87	23.39
		1	#Mid	-	-	22.72	22.77	22.70	23.29
		1	#Max	-	-	22.70	22.78	22.78	23.28
		50%	#0	-	-	21.72	21.71	21.86	22.36
		50%	#Mid	-	-	21.78	21.69	21.86	22.29
		50%	#Max	-	-	21.81	21.91	21.78	22.15
		100%	--	-	-	20.82	20.79	20.89	21.01
	16QAM	1	#0	-	-	22.15	22.12	22.20	22.77
		1	#Mid	-	-	21.86	21.92	21.87	22.57
		1	#Max	-	-	21.89	21.83	22.03	22.56
		50%	#0	-	-	20.56	20.61	20.64	20.69
		50%	#Mid	-	-	20.57	20.58	20.57	20.69
		50%	#Max	-	-	20.58	20.51	20.53	20.62
		100%	--	-	-	19.02	19.21	19.22	19.78

	64QAM	1	#0	-	-	21.72	21.80	21.95	22.33
		1	#Mid	-	-	21.64	21.73	21.89	22.10
		1	#Max	-	-	21.63	21.66	21.79	22.17
		50%	#0	-	-	19.96	19.91	20.08	20.36
		50%	#Mid	-	-	19.73	19.67	19.79	20.18
		50%	#Max	-	-	19.75	19.73	19.83	20.13
		100%	--	-	-	18.44	18.36	18.49	18.79
Mid	QPSK	1	#0	-	-	22.81	22.94	22.86	23.48
		1	#Mid	-	-	22.72	22.82	22.84	23.37
		1	#Max	-	-	22.74	22.82	22.76	23.36
		50%	#0	-	-	21.83	21.95	21.85	22.36
		50%	#Mid	-	-	21.74	21.76	21.79	22.31
		50%	#Max	-	-	21.61	21.62	21.72	22.25
		100%	--	-	-	21.00	20.91	20.96	21.25
	16QAM	1	#0	-	-	22.64	22.79	22.73	22.89
		1	#Mid	-	-	22.58	22.58	22.70	22.84
		1	#Max	-	-	22.48	22.59	22.63	22.79
		50%	#0	-	-	20.52	20.61	20.59	20.76
		50%	#Mid	-	-	20.35	20.46	20.58	20.75
		50%	#Max	-	-	20.44	20.52	20.56	20.69
		100%	--	-	-	19.92	20.22	20.16	20.31
	64QAM	1	#0	-	-	21.89	21.77	21.93	22.33
		1	#Mid	-	-	21.78	21.76	21.76	22.25
		1	#Max	-	-	21.86	21.78	21.80	22.24
		50%	#0	-	-	20.01	19.98	20.05	20.45
		50%	#Mid	-	-	19.98	19.90	19.97	20.40
		50%	#Max	-	-	19.86	19.84	19.93	20.34
		100%	--	-	-	18.86	18.78	18.80	19.29
High-Mid	QPSK	1	#0	-	-	22.83	22.89	22.93	23.42
		1	#Mid	-	-	22.79	22.71	22.81	23.23
		1	#Max	-	-	22.75	22.77	22.77	23.22
		50%	#0	-	-	21.73	21.74	21.78	22.29
		50%	#Mid	-	-	21.75	21.74	21.76	22.25
		50%	#Max	-	-	21.72	21.60	21.70	22.22
		100%	--	-	-	20.55	20.60	20.65	21.23
	16QAM	1	#0	-	-	22.36	22.37	22.49	22.82
		1	#Mid	-	-	22.20	22.33	22.41	22.79

		1	#Max	-	-	22.05	22.21	22.38	22.70
		50%	#0	-	-	20.28	20.33	20.42	20.63
		50%	#Mid	-	-	20.10	20.27	20.48	20.60
		50%	#Max	-	-	19.98	20.08	20.24	20.51
		100%	--	-	-	19.56	19.71	19.86	20.19
	64QAM	1	#0	-	-	21.82	21.87	22.03	22.23
		1	#Mid	-	-	21.68	21.75	21.77	22.15
		1	#Max	-	-	21.79	21.80	21.72	22.08
		50%	#0	-	-	19.90	20.01	20.08	20.29
		50%	#Mid	-	-	19.91	20.09	19.93	20.30
		50%	#Max	-	-	19.78	19.91	19.76	20.16
		100%	--	-	-	18.75	18.94	18.84	19.17
High	QPSK	1	#0	-	-	22.88	22.94	22.90	23.45
		1	#Mid	-	-	22.83	22.85	22.87	23.35
		1	#Max	-	-	22.82	22.70	22.75	23.34
		50%	#0	-	-	21.74	21.75	21.85	22.35
		50%	#Mid	-	-	21.70	21.80	21.75	22.28
		50%	#Max	-	-	21.76	21.69	21.71	22.25
		100%	--	-	-	20.40	20.54	20.57	21.16
	16QAM	1	#0	-	-	22.34	22.38	22.48	22.81
		1	#Mid	-	-	22.26	22.33	22.44	22.79
		1	#Max	-	-	22.21	22.32	22.39	22.79
		50%	#0	-	-	20.27	20.26	20.29	20.68
		50%	#Mid	-	-	20.26	20.25	20.35	20.68
		50%	#Max	-	-	20.19	20.21	20.36	20.69
		100%	--	-	-	19.86	19.78	19.87	20.24
	64QAM	1	#0	-	-	21.97	22.07	21.98	22.31
		1	#Mid	-	-	22.03	21.82	21.96	22.16
		1	#Max	-	-	22.23	21.79	21.80	22.18
		50%	#0	-	-	20.22	20.08	20.15	20.43
		50%	#Mid	-	-	20.19	20.07	20.14	20.36
		50%	#Max	-	-	20.17	20.02	20.05	20.31
		100%	--	-	-	18.73	18.82	18.85	19.19

Channel	Modulation	LTE Band 41_HPUE							
		RB	RB	Maximum Conducted Output Power					
		No.	Offset	1.4M	3M	5M	10M	15M	20M
Low	QPSK	1	#0	-	-	25.10	25.39	25.82	26.33
		1	#Mid	-	-	25.14	25.39	25.84	26.14
		1	#Max	-	-	25.09	25.47	25.86	26.19
		50%	#0	-	-	24.22	24.54	24.84	25.34
		50%	#Mid	-	-	24.28	24.57	24.91	25.32
		50%	#Max	-	-	24.25	24.56	24.88	25.30
		100%	--	-	-	24.25	24.18	24.29	24.30
	16QAM	1	#0	-	-	24.62	24.69	25.03	25.39
		1	#Mid	-	-	24.63	24.73	24.98	25.42
		1	#Max	-	-	24.61	24.65	25.04	25.46
		50%	#0	-	-	23.28	23.56	23.80	24.33
		50%	#Mid	-	-	23.30	23.57	23.89	24.33
		50%	#Max	-	-	23.28	23.58	23.89	24.34
		100%	--	-	-	23.28	23.19	23.17	23.38
	64QAM	1	#0	-	-	24.20	24.58	24.90	25.30
		1	#Mid	-	-	24.26	24.52	24.87	25.27
		1	#Max	-	-	24.26	24.59	24.95	25.21
		50%	#0	-	-	23.20	23.17	23.16	23.26
		50%	#Mid	-	-	23.23	23.13	23.19	23.24
		50%	#Max	-	-	23.22	23.14	23.19	23.24
		100%	--	-	-	22.22	22.29	22.27	22.32
Low-Mid	QPSK	1	#0	-	-	25.32	25.60	26.03	26.29
		1	#Mid	-	-	25.19	25.44	25.91	26.18
		1	#Max	-	-	25.20	25.48	25.09	26.19
		50%	#0	-	-	24.34	24.63	24.98	25.31
		50%	#Mid	-	-	24.44	24.72	25.10	25.29
		50%	#Max	-	-	24.43	24.73	25.08	25.20
		100%	--	-	-	24.40	24.17	24.08	24.39
	16QAM	1	#0	-	-	24.68	24.86	25.10	25.45
		1	#Mid	-	-	24.52	24.82	25.10	25.49
		1	#Max	-	-	24.56	24.92	25.25	25.57
		50%	#0	-	-	23.36	23.61	23.94	24.41
		50%	#Mid	-	-	23.47	23.79	24.03	24.48
		50%	#Max	-	-	23.47	23.80	24.05	24.48
		100%	--	-	-	23.40	23.32	23.17	23.41

	64QAM	1	#0	-	-	24.35	24.64	24.98	25.37
		1	#Mid	-	-	24.31	24.67	25.00	25.36
		1	#Max	-	-	24.47	24.74	25.14	25.22
		50%	#0	-	-	23.23	23.36	23.32	23.38
		50%	#Mid	-	-	23.43	23.39	23.29	23.44
		50%	#Max	-	-	23.39	23.37	23.30	23.41
		100%	--	-	-	22.26	22.34	22.31	22.36
Mid	QPSK	1	#0	-	-	25.15	25.47	25.85	26.42
		1	#Mid	-	-	25.15	25.45	25.84	26.22
		1	#Max	-	-	25.17	25.54	25.87	26.16
		50%	#0	-	-	24.38	24.63	24.96	25.39
		50%	#Mid	-	-	24.41	24.70	24.97	25.35
		50%	#Max	-	-	24.39	24.64	24.96	25.38
		100%	--	-	-	24.36	24.28	24.27	24.44
	16QAM	1	#0	-	-	24.55	24.70	25.05	25.44
		1	#Mid	-	-	24.57	24.67	25.07	25.47
		1	#Max	-	-	24.53	24.72	25.04	25.38
		50%	#0	-	-	23.35	23.65	23.96	24.39
		50%	#Mid	-	-	23.43	23.70	23.93	24.43
		50%	#Max	-	-	23.36	23.68	23.97	24.45
		100%	--	-	-	23.34	23.26	23.29	23.41
	64QAM	1	#0	-	-	24.34	24.61	24.97	25.11
		1	#Mid	-	-	24.35	24.67	24.96	25.02
		1	#Max	-	-	24.35	24.66	25.00	25.03
		50%	#0	-	-	23.30	23.36	23.25	23.37
		50%	#Mid	-	-	23.34	23.33	23.24	23.33
		50%	#Max	-	-	23.27	23.38	23.21	23.36
		100%	--	-	-	22.22	22.21	22.28	22.33
High-Mid	QPSK	1	#0	-	-	25.18	25.03	25.86	26.37
		1	#Mid	-	-	25.15	25.38	25.91	26.07
		1	#Max	-	-	25.20	25.57	26.01	26.28
		50%	#0	-	-	24.38	24.70	24.99	25.34
		50%	#Mid	-	-	24.40	24.72	25.00	25.25
		50%	#Max	-	-	24.43	24.71	24.98	25.33
		100%	--	-	-	24.21	24.23	24.19	24.23
	16QAM	1	#0	-	-	24.52	24.75	25.05	25.44
		1	#Mid	-	-	24.56	24.74	25.08	25.49

		1	#Max	-	-	24.59	24.77	25.25	25.55
		50%	#0	-	-	23.40	23.72	24.01	24.15
		50%	#Mid	-	-	23.46	23.72	24.00	24.42
		50%	#Max	-	-	23.43	23.77	24.01	24.45
		100%	--	-	-	23.20	23.22	23.23	23.30
	64QAM	1	#0	-	-	24.37	24.68	25.05	25.28
		1	#Mid	-	-	24.41	24.65	24.98	25.20
		1	#Max	-	-	24.40	24.71	25.11	25.16
		50%	#0	-	-	23.25	23.23	23.01	23.36
		50%	#Mid	-	-	23.28	23.22	23.04	23.38
		50%	#Max	-	-	23.25	23.25	23.01	23.35
		100%	--	-	-	22.23	22.21	22.23	22.29
High	QPSK	1	#0	-	-	24.83	25.25	25.60	26.38
		1	#Mid	-	-	24.92	25.23	25.59	25.90
		1	#Max	-	-	24.91	25.21	25.61	25.75
		50%	#0	-	-	23.97	24.92	24.48	25.36
		50%	#Mid	-	-	24.12	24.57	24.86	24.69
		50%	#Max	-	-	24.07	24.59	25.12	25.09
		100%	--	-	-	24.08	24.04	24.05	24.13
	16QAM	1	#0	-	-	24.62	24.65	24.76	25.20
		1	#Mid	-	-	24.63	24.64	24.72	25.14
		1	#Max	-	-	24.62	24.60	24.72	24.96
		50%	#0	-	-	22.85	23.24	23.92	24.14
		50%	#Mid	-	-	23.13	23.24	23.82	24.14
		50%	#Max	-	-	23.01	23.23	23.68	24.11
		100%	--	-	-	23.03	23.25	23.21	23.31
	64QAM	1	#0	-	-	24.06	24.43	24.66	25.10
		1	#Mid	-	-	24.03	24.39	24.66	25.03
		1	#Max	-	-	24.04	24.39	24.64	24.83
		50%	#0	-	-	23.03	23.20	23.28	23.30
		50%	#Mid	-	-	23.07	23.40	23.29	23.41
		50%	#Max	-	-	23.03	23.32	23.38	23.39
		100%	--	-	-	22.03	22.25	22.21	22.26

Channel	Modulation	LTE Band 42							
		RB	RB	Maximum Conducted Output Power					
		No.	Offset	1.4M	3M	5M	10M	15M	20M
Low	QPSK	1	#0	--	--	21.72	22.02	22.23	23.22
		1	#Mid	--	--	21.67	21.92	22.16	23.04
		1	#Max	--	--	21.54	21.86	22.16	23.01
		50%	#0	--	--	20.73	21.01	21.21	22.25
		50%	#Mid	--	--	20.78	21.10	21.28	22.20
		50%	#Max	--	--	20.71	20.99	21.14	22.21
		100%	--	--	--	20.72	20.94	21.16	21.26
	16QAM	1	#0	--	--	21.75	21.54	21.54	21.77
		1	#Mid	--	--	21.73	21.58	21.52	21.90
		1	#Max	--	--	21.70	21.61	21.58	21.78
		50%	#0	--	--	19.93	20.11	20.30	20.52
		50%	#Mid	--	--	19.90	20.02	20.27	20.81
		50%	#Max	--	--	19.88	20.01	20.24	20.67
		100%	--	--	--	19.84	20.05	20.20	20.21
	64QAM	1	#0	--	--	21.39	21.05	21.36	21.53
		1	#Mid	--	--	21.23	21.08	21.23	21.71
		1	#Max	--	--	21.32	20.91	21.19	21.79
		50%	#0	--	--	19.95	20.03	20.30	20.33
		50%	#Mid	--	--	19.82	20.03	20.38	20.43
		50%	#Max	--	--	19.79	19.92	20.24	20.38
		100%	--	--	--	19.15	19.15	19.17	19.21
Mid	QPSK	1	#0	--	--	22.02	21.93	22.17	23.28
		1	#Mid	--	--	21.97	21.82	22.19	23.05
		1	#Max	--	--	22.03	21.84	22.12	23.10
		50%	#0	--	--	21.20	21.02	21.12	22.23
		50%	#Mid	--	--	21.03	21.11	21.28	22.16
		50%	#Max	--	--	21.03	21.00	21.23	22.16
		100%	--	--	--	21.08	21.05	21.06	21.45
	16QAM	1	#0	--	--	21.53	21.70	21.53	21.85
		1	#Mid	--	--	21.65	21.69	21.58	22.03
		1	#Max	--	--	21.51	21.61	21.51	21.88
		50%	#0	--	--	19.91	20.15	20.18	20.66
		50%	#Mid	--	--	20.02	20.05	20.24	20.85
		50%	#Max	--	--	19.85	20.13	20.21	20.80
		100%	--	--	--	19.91	20.08	20.18	20.22
	64QAM	1	#0	--	--	21.09	21.10	21.16	21.69
		1	#Mid	--	--	20.87	21.01	21.21	21.76
		1	#Max	--	--	20.96	21.02	21.24	21.80
		50%	#0	--	--	19.88	19.98	20.20	20.46
		50%	#Mid	--	--	19.85	20.06	20.26	20.48
		50%	#Max	--	--	19.87	20.05	20.31	20.42
		100%	--	--	--	19.16	19.21	19.25	19.34

High	QPSK	1	#0	--	--	21.94	21.85	22.19	23.08
		1	#Mid	--	--	22.03	21.91	22.19	23.04
		1	#Max	--	--	21.92	21.92	22.18	23.07
		50%	#0	--	--	20.99	20.94	21.24	22.29
		50%	#Mid	--	--	21.14	20.96	21.24	22.25
		50%	#Max	--	--	21.12	21.09	21.32	22.26
		100%	--	--	--	20.99	20.96	21.17	21.21
	16QAM	1	#0	--	--	21.67	21.60	21.65	21.82
		1	#Mid	--	--	21.58	21.61	21.59	21.95
		1	#Max	--	--	21.53	21.60	21.58	21.86
		50%	#0	--	--	19.98	19.98	20.21	20.52
		50%	#Mid	--	--	20.16	19.99	20.22	20.78
		50%	#Max	--	--	20.02	20.13	20.30	20.80
		100%	--	--	--	19.99	19.99	20.19	20.20
	64QAM	1	#0	--	--	20.95	21.03	21.20	21.68
		1	#Mid	--	--	21.05	21.03	21.32	21.75
		1	#Max	--	--	21.01	21.01	21.21	21.68
		50%	#0	--	--	19.91	20.01	20.23	20.40
		50%	#Mid	--	--	19.97	19.98	20.23	20.41
		50%	#Max	--	--	20.04	19.96	20.31	20.42
		100%	--	--	--	19.02	19.12	19.07	19.27

Channel	Modulation	LTE Band 43							
		RB	RB	Maximum Conducted Output Power					
		No.	Offset	1.4M	3M	5M	10M	15M	20M
Low	QPSK	1	#0	--	--	22.89	22.82	22.95	23.40
		1	#Mid	--	--	22.81	22.86	22.88	23.28
		1	#Max	--	--	22.72	22.81	22.88	23.26
		50%	#0	--	--	21.81	21.98	22.02	22.30
		50%	#Mid	--	--	21.75	21.91	22.01	22.28
		50%	#Max	--	--	21.83	21.92	22.00	22.21
		100%	--	--	--	20.68	20.70	20.82	21.36
	16QAM	1	#0	--	--	21.97	22.04	22.23	22.88
		1	#Mid	--	--	21.87	22.01	22.18	22.87
		1	#Max	--	--	21.76	21.87	22.07	22.80
		50%	#0	--	--	20.49	20.50	20.68	21.33
		50%	#Mid	--	--	20.48	20.57	20.67	21.25
		50%	#Max	--	--	20.46	20.47	20.66	21.22
		100%	--	--	--	19.81	19.97	20.08	20.31
	64QAM	1	#0	--	--	22.01	22.01	22.16	22.42
		1	#Mid	--	--	21.93	21.93	22.11	22.30
		1	#Max	--	--	21.75	21.77	21.90	22.23
		50%	#0	--	--	19.89	20.02	20.18	20.28
		50%	#Mid	--	--	19.78	19.94	20.14	20.27
		50%	#Max	--	--	19.82	19.97	20.11	20.14
		100%	--	--	--	18.99	18.89	18.99	19.37
Mid	QPSK	1	#0	--	--	22.68	22.65	22.79	23.43
		1	#Mid	--	--	22.56	22.58	22.68	23.39
		1	#Max	--	--	22.38	22.41	22.59	23.33
		50%	#0	--	--	21.58	21.67	21.82	22.31
		50%	#Mid	--	--	21.65	21.61	21.74	22.29
		50%	#Max	--	--	21.57	21.56	21.74	22.28
		100%	--	--	--	21.15	21.06	21.23	21.44
	16QAM	1	#0	--	--	22.20	22.30	22.48	22.94
		1	#Mid	--	--	22.16	22.35	22.39	22.93
		1	#Max	--	--	22.14	22.31	22.31	22.75
		50%	#0	--	--	20.71	20.88	21.02	21.44
		50%	#Mid	--	--	20.67	20.86	20.99	21.35
		50%	#Max	--	--	20.69	20.81	20.92	21.31
		100%	--	--	--	19.84	20.01	20.04	20.45
	64QAM	1	#0	--	--	21.73	21.90	21.92	22.48
		1	#Mid	--	--	21.63	21.80	21.83	22.46
		1	#Max	--	--	21.51	21.51	21.64	22.46
		50%	#0	--	--	19.66	19.86	20.03	20.44
		50%	#Mid	--	--	19.69	19.84	20.03	20.35
		50%	#Max	--	--	19.75	19.77	19.94	20.38
		100%	--	--	--	19.03	19.18	19.23	19.44

High	QPSK	1	#0	--	--	22.49	22.50	22.66	23.21
		1	#Mid	--	--	22.29	22.48	22.65	23.15
		1	#Max	--	--	22.47	22.59	22.66	23.07
		50%	#0	--	--	21.52	21.64	21.84	22.24
		50%	#Mid	--	--	21.77	21.78	21.82	22.23
		50%	#Max	--	--	21.43	21.58	21.78	22.20
		100%	--	--	--	20.83	20.95	21.15	21.28
	16QAM	1	#0	--	--	22.45	22.50	22.55	22.88
		1	#Mid	--	--	22.34	22.36	22.48	22.87
		1	#Max	--	--	22.39	22.32	22.37	22.73
		50%	#0	--	--	20.85	20.81	20.91	21.38
		50%	#Mid	--	--	20.73	20.71	20.82	21.34
		50%	#Max	--	--	20.63	20.68	20.78	21.27
		100%	--	--	--	20.28	20.23	20.24	20.32
	64QAM	1	#0	--	--	21.83	21.86	21.90	22.32
		1	#Mid	--	--	21.77	21.80	21.71	22.28
		1	#Max	--	--	21.62	21.67	21.64	22.17
		50%	#0	--	--	19.86	20.03	20.02	20.39
		50%	#Mid	--	--	19.93	19.94	19.95	20.26
		50%	#Max	--	--	19.70	19.84	19.92	20.19
		100%	--	--	--	19.08	19.15	19.13	19.25

Channel	Modulation	LTE Band 66							
		RB	RB	Maximum Conducted Output Power					
		No.	Offset	1.4M	3M	5M	10M	15M	20M
Low	QPSK	1	#0	22.68	22.76	22.79	22.83	22.87	23.36
		1	#Mid	22.61	22.69	22.77	22.82	22.86	23.30
		1	#Max	22.64	22.67	22.76	22.79	22.82	23.21
		50%	#0	22.12	22.22	22.24	22.31	22.40	22.44
		50%	#Mid	22.24	22.31	22.34	22.36	22.36	22.38
		50%	#Max	22.08	22.14	22.21	22.22	22.31	22.37
		100%	--	21.18	21.28	21.28	21.29	21.39	21.41
	16QAM	1	#0	22.56	22.58	22.66	22.66	22.66	22.81
		1	#Mid	22.49	22.48	22.55	22.57	22.64	22.76
		1	#Max	22.44	22.54	22.55	22.57	22.62	22.74
		50%	#0	21.02	21.12	21.18	21.18	21.26	21.31
		50%	#Mid	20.95	20.98	21.03	21.13	21.23	21.29
		50%	#Max	21.04	21.07	21.12	21.12	21.22	21.28
		100%	--	20.08	20.11	20.13	20.18	20.26	20.34
	64QAM	1	#0	22.08	22.11	22.15	22.18	22.15	22.35
		1	#Mid	22.03	22.08	22.09	22.14	22.14	22.31
		1	#Max	21.98	22.00	22.02	22.04	22.10	22.26
		50%	#0	20.21	20.21	20.21	20.18	20.26	20.31
		50%	#Mid	20.00	20.10	20.20	20.20	20.20	20.25
		50%	#Max	19.85	19.91	20.00	20.06	20.14	20.24
		100%	--	18.98	19.06	19.15	19.22	19.27	19.34
Mid	QPSK	1	#0	23.13	23.15	23.16	23.15	23.19	23.38
		1	#Mid	22.96	23.01	23.10	23.14	23.16	23.32
		1	#Max	22.93	22.94	22.97	23.00	23.07	23.27
		50%	#0	22.22	22.24	22.24	22.24	22.30	22.47
		50%	#Mid	22.13	22.15	22.11	22.12	22.22	22.40
		50%	#Max	22.06	22.07	22.18	22.18	22.20	22.37
		100%	--	21.22	21.32	21.32	21.32	21.36	21.43
	16QAM	1	#0	22.61	22.65	22.65	22.69	22.78	22.85
		1	#Mid	22.58	22.60	22.61	22.66	22.74	22.82
		1	#Max	22.51	22.52	22.59	22.63	22.73	22.74
		50%	#0	21.16	21.25	21.26	21.29	21.38	21.45
		50%	#Mid	21.08	21.16	21.23	21.32	21.33	21.38
		50%	#Max	20.98	21.06	21.13	21.21	21.30	21.36
		100%	--	20.09	20.09	20.16	20.24	20.33	20.41
	64QAM	1	#0	22.30	22.32	22.22	22.23	22.26	22.36
		1	#Mid	22.28	22.30	22.14	22.20	22.23	22.34
		1	#Max	22.20	22.27	22.08	22.11	22.17	22.31
		50%	#0	20.07	20.12	20.07	20.14	20.20	20.33
		50%	#Mid	20.10	20.11	20.04	20.08	20.18	20.30
		50%	#Max	19.96	20.01	19.97	20.06	20.11	20.25
		100%	--	19.06	19.13	19.04	19.13	19.20	19.38

High	QPSK	1	#0	23.08	23.15	23.16	23.17	23.21	23.35
		1	#Mid	23.07	23.15	23.14	23.15	23.17	23.27
		1	#Max	23.03	23.12	23.10	23.11	23.13	23.22
		50%	#0	22.24	22.30	22.32	22.15	22.20	22.31
		50%	#Mid	22.19	22.25	22.29	22.10	22.16	22.26
		50%	#Max	22.16	22.21	22.22	22.14	22.15	22.22
		100%	--	21.31	21.35	21.22	21.26	21.33	21.40
	16QAM	1	#0	22.43	22.50	22.51	22.56	22.57	22.67
		1	#Mid	22.35	22.39	22.44	22.50	22.53	22.63
		1	#Max	22.31	22.31	22.41	22.38	22.48	22.61
		50%	#0	21.12	21.11	21.13	21.12	21.18	21.32
		50%	#Mid	21.06	21.12	21.12	21.03	21.05	21.22
		50%	#Max	21.06	21.06	21.08	20.94	21.01	21.11
		100%	--	19.86	19.94	20.02	20.07	20.16	20.29
	64QAM	1	#0	22.06	22.15	22.16	22.24	22.29	22.33
		1	#Mid	21.94	22.03	22.12	22.23	22.28	22.27
		1	#Max	21.85	21.92	21.99	22.19	22.24	22.24
		50%	#0	20.07	20.17	20.19	20.05	20.11	20.28
		50%	#Mid	20.06	20.15	20.15	20.09	20.09	20.26
		50%	#Max	20.06	20.10	20.10	20.01	20.02	20.18
		100%	--	19.16	19.23	19.25	19.28	19.28	19.33

Channel	Modulation	LTE Band 71							
		RB	RB	Maximum Conducted Output Power					
		No.	Offset	1.4M	3M	5M	10M	15M	20M
Low	QPSK	1	#0	--	--	22.94	23.05	23.17	23.27
		1	#Mid	--	--	22.92	23.01	23.10	23.24
		1	#Max	--	--	22.84	22.94	23.09	23.22
		50%	#0	--	--	22.15	22.25	22.27	22.33
		50%	#Mid	--	--	22.13	22.20	22.25	22.26
		50%	#Max	--	--	22.09	22.11	22.17	22.22
		100%	--	--	--	21.14	21.18	21.21	21.37
	16QAM	1	#0	--	--	22.66	22.70	22.71	22.88
		1	#Mid	--	--	22.58	22.60	22.66	22.83
		1	#Max	--	--	22.50	22.53	22.63	22.77
		50%	#0	--	--	21.13	21.16	21.23	21.31
		50%	#Mid	--	--	21.16	21.20	21.21	21.30
		50%	#Max	--	--	21.10	21.14	21.18	21.24
		100%	--	--	--	20.18	20.19	20.23	20.32
	64QAM	1	#0	--	--	22.09	22.15	22.22	22.32
		1	#Mid	--	--	22.02	22.12	22.19	22.27
		1	#Max	--	--	22.09	22.12	22.13	22.23
		50%	#0	--	--	20.20	20.20	20.21	20.31
		50%	#Mid	--	--	19.99	20.08	20.17	20.24
		50%	#Max	--	--	19.95	20.04	20.12	20.23
		100%	--	--	--	19.09	19.16	19.16	19.28
Mid	QPSK	1	#0	--	--	23.18	23.23	23.23	23.38
		1	#Mid	--	--	23.06	23.13	23.20	23.32
		1	#Max	--	--	23.05	23.08	23.15	23.28
		50%	#0	--	--	22.27	22.22	22.20	22.33
		50%	#Mid	--	--	22.14	22.18	22.12	22.29
		50%	#Max	--	--	22.15	22.20	22.15	22.27
		100%	--	--	--	21.21	21.20	21.24	21.38
	16QAM	1	#0	--	--	22.66	22.70	22.79	22.89
		1	#Mid	--	--	22.58	22.66	22.74	22.86
		1	#Max	--	--	22.60	22.67	22.69	22.78
		50%	#0	--	--	21.21	21.24	21.28	21.41
		50%	#Mid	--	--	21.22	21.24	21.25	21.37
		50%	#Max	--	--	21.13	21.14	21.24	21.33
		100%	--	--	--	20.06	20.14	20.21	20.39
	64QAM	1	#0	--	--	22.08	22.12	22.20	22.33
		1	#Mid	--	--	22.09	22.11	22.17	22.30
		1	#Max	--	--	22.02	22.07	22.13	22.26
		50%	#0	--	--	20.07	20.11	20.18	20.33
		50%	#Mid	--	--	19.99	20.03	20.11	20.28
		50%	#Max	--	--	20.00	20.04	20.05	20.25
		100%	--	--	--	19.10	19.11	19.15	19.35

High	QPSK	1	#0	--	--	23.11	23.16	23.15	23.22
		1	#Mid	--	--	23.05	23.16	23.12	23.18
		1	#Max	--	--	22.93	22.96	23.06	23.14
		50%	#0	--	--	22.11	22.12	22.18	22.30
		50%	#Mid	--	--	22.07	22.14	22.16	22.26
		50%	#Max	--	--	22.12	22.12	22.12	22.22
		100%	--	--	--	21.13	21.14	21.14	21.22
	16QAM	1	#0	--	--	22.63	22.65	22.75	22.85
		1	#Mid	--	--	22.54	22.64	22.73	22.76
		1	#Max	--	--	22.54	22.60	22.68	22.71
		50%	#0	--	--	21.11	21.13	21.22	21.36
		50%	#Mid	--	--	21.10	21.14	21.17	21.31
		50%	#Max	--	--	21.01	21.06	21.13	21.25
		100%	--	--	--	20.13	20.14	20.17	20.35
	64QAM	1	#0	--	--	22.15	22.22	22.25	22.32
		1	#Mid	--	--	22.04	22.10	22.18	22.25
		1	#Max	--	--	22.07	22.09	22.13	22.19
		50%	#0	--	--	20.06	20.10	20.13	20.32
		50%	#Mid	--	--	20.03	20.03	20.10	20.26
		50%	#Max	--	--	20.22	20.15	20.20	20.23
		100%	--	--	--	19.11	19.11	19.13	19.34

P-Sensor ON

Channel	Modulation	LTE Band 2							
		RB	RB	Maximum Conducted Output Power					
		No.	Offset	1.4M	3M	5M	10M	15M	20M
Low	QPSK	1	#0	18.60	18.85	18.72	18.85	18.71	19.16
		1	#Mid	18.39	18.83	18.64	18.81	18.60	19.04
		1	#Max	18.39	18.71	18.46	18.63	18.45	18.98
		50%	#0	18.38	18.79	18.53	18.66	18.58	19.01
		50%	#Mid	18.34	18.67	18.68	18.71	18.62	18.94
		50%	#Max	18.40	18.73	18.69	18.62	18.61	18.87
		100%	--	18.41	18.67	18.65	18.68	18.43	18.81
	16QAM	1	#0	18.56	18.61	18.81	18.76	18.71	18.80
		1	#Mid	18.51	18.48	18.60	18.68	18.69	18.70
		1	#Max	18.41	18.51	18.61	18.59	18.66	18.81
		50%	#0	18.54	18.43	18.67	18.53	18.61	18.74
		50%	#Mid	18.46	18.53	18.71	18.71	18.71	18.80
		50%	#Max	18.35	18.42	18.64	18.55	18.56	18.62
		100%	--	18.45	18.40	18.68	18.58	18.59	18.60
	64QAM	1	#0	18.55	18.66	18.72	18.69	18.59	18.82
		1	#Mid	18.34	18.59	18.65	18.59	18.66	18.78
		1	#Max	18.35	18.55	18.42	18.55	18.62	18.67
		50%	#0	18.54	18.57	18.64	18.75	18.66	18.73
		50%	#Mid	18.53	18.49	18.57	18.44	18.51	18.71
		50%	#Max	18.33	18.39	18.55	18.54	18.55	18.85
		100%	--	18.45	18.51	18.50	18.56	18.61	18.68
Mid	QPSK	1	#0	18.44	18.57	18.89	18.85	18.68	19.22
		1	#Mid	18.33	18.46	18.73	18.70	18.67	19.10
		1	#Max	18.17	18.50	18.63	18.61	18.67	19.04
		50%	#0	18.28	18.50	18.93	18.70	18.61	19.03
		50%	#Mid	18.36	18.47	18.85	18.83	18.66	19.00
		50%	#Max	18.20	18.44	18.81	18.64	18.62	18.99
		100%	--	18.30	18.55	18.74	18.81	18.69	19.03
	16QAM	1	#0	18.48	18.60	18.67	18.63	18.70	18.81
		1	#Mid	18.39	18.49	18.62	18.54	18.64	18.72
		1	#Max	18.29	18.66	18.54	18.48	18.45	18.81
		50%	#0	18.44	18.49	18.48	18.53	18.48	18.81
		50%	#Mid	18.35	18.65	18.60	18.62	18.58	18.85
		50%	#Max	18.31	18.48	18.57	18.47	18.51	18.67
		100%	--	18.21	18.37	18.49	18.62	18.53	18.69
	64QAM	1	#0	18.45	18.65	18.78	18.78	18.69	18.88
		1	#Mid	18.26	18.51	18.72	18.71	18.67	18.85
		1	#Max	18.10	18.46	18.52	18.59	18.60	18.69
		50%	#0	18.41	18.76	18.63	18.62	18.58	18.79
		50%	#Mid	18.38	18.63	18.70	18.68	18.70	18.74
		50%	#Max	18.25	18.63	18.50	18.48	18.60	18.87
		100%	--	18.39	18.65	18.61	18.58	18.56	18.78

High	QPSK	1	#0	18.41	18.69	18.76	18.73	18.53	19.02
		1	#Mid	18.38	18.65	18.64	18.61	18.51	18.97
		1	#Max	18.14	18.42	18.59	18.61	18.56	19.01
		50%	#0	18.35	18.69	18.78	18.73	18.70	18.99
		50%	#Mid	18.28	18.59	18.75	18.66	18.78	18.97
		50%	#Max	18.22	18.69	18.54	18.57	18.58	18.89
		100%	--	18.31	18.85	18.60	18.68	18.70	18.88
	16QAM	1	#0	18.67	18.63	18.64	18.71	18.60	18.76
		1	#Mid	18.53	18.56	18.61	18.58	18.59	18.70
		1	#Max	18.43	18.54	18.60	18.58	18.55	18.65
		50%	#0	18.52	18.60	18.58	18.61	18.57	18.66
		50%	#Mid	18.42	18.53	18.65	18.63	18.43	18.67
		50%	#Max	18.31	18.39	18.62	18.51	18.54	18.67
		100%	--	18.46	18.40	18.63	18.56	18.44	18.64
	64QAM	1	#0	18.46	18.65	18.66	18.63	18.65	18.72
		1	#Mid	18.35	18.62	18.53	18.41	18.53	18.62
		1	#Max	18.26	18.51	18.52	18.40	18.58	18.68
		50%	#0	18.41	18.35	18.48	18.60	18.57	18.70
		50%	#Mid	18.38	18.42	18.53	18.56	18.47	18.71
		50%	#Max	18.25	18.39	18.60	18.46	18.62	18.77
		100%	--	18.21	18.52	18.61	18.62	18.63	18.71

Channel	Modulation	LTE Band 4							
		RB	RB	Maximum Conducted Output Power					
		No.	Offset	1.4M	3M	5M	10M	15M	20M
Low	QPSK	1	#0	17.67	17.65	17.84	17.84	17.84	17.85
		1	#Mid	17.53	17.54	17.76	17.92	17.91	17.93
		1	#Max	17.50	17.46	17.72	17.84	17.75	17.86
		50%	#0	17.38	17.59	17.77	17.82	17.72	17.86
		50%	#Mid	17.38	17.47	17.74	17.83	17.77	17.84
		50%	#Max	17.56	17.45	17.64	17.81	17.72	17.86
		100%	--	17.55	17.42	17.55	17.75	17.75	17.83
	16QAM	1	#0	17.61	17.75	17.75	17.59	17.60	17.76
		1	#Mid	17.61	17.58	17.59	17.55	17.63	17.72
		1	#Max	17.51	17.55	17.69	17.50	17.68	17.70
		50%	#0	17.65	17.62	17.52	17.45	17.50	17.67
		50%	#Mid	17.63	17.60	17.59	17.42	17.47	17.65
		50%	#Max	17.63	17.57	17.44	17.55	17.62	17.65
		100%	--	17.48	17.46	17.54	17.64	17.66	17.68
	64QAM	1	#0	17.56	17.70	17.69	17.68	17.72	17.79
		1	#Mid	17.53	17.53	17.63	17.55	17.60	17.74
		1	#Max	17.42	17.62	17.55	17.53	17.50	17.63
		50%	#0	17.48	17.66	17.56	17.59	17.53	17.60
		50%	#Mid	17.46	17.52	17.42	17.49	17.40	17.59
		50%	#Max	17.33	17.57	17.42	17.46	17.37	17.65
		100%	--	17.30	17.56	17.47	17.35	17.32	17.59
Mid	QPSK	1	#0	17.69	17.77	17.92	17.85	17.92	17.94
		1	#Mid	17.62	17.66	17.88	17.81	17.81	17.93
		1	#Max	17.53	17.50	17.82	17.76	17.63	17.89
		50%	#0	17.65	17.61	17.77	17.77	17.84	17.88
		50%	#Mid	17.62	17.79	17.68	17.76	17.85	17.93
		50%	#Max	17.58	17.60	17.66	17.69	17.85	17.89
		100%	--	17.53	17.74	17.61	17.67	17.77	17.85
	16QAM	1	#0	17.59	17.56	17.57	17.60	17.69	17.79
		1	#Mid	17.37	17.45	17.33	17.37	17.55	17.73
		1	#Max	17.33	17.28	17.45	17.46	17.49	17.52
		50%	#0	17.45	17.37	17.48	17.54	17.59	17.63
		50%	#Mid	17.43	17.47	17.30	17.34	17.52	17.79
		50%	#Max	17.43	17.38	17.22	17.41	17.61	17.65
		100%	--	17.36	17.38	17.35	17.34	17.57	17.65
	64QAM	1	#0	17.60	17.69	17.53	17.42	17.65	17.86
		1	#Mid	17.52	17.42	17.40	17.37	17.61	17.75
		1	#Max	17.41	17.30	17.50	17.32	17.46	17.68
		50%	#0	17.35	17.59	17.49	17.33	17.48	17.60
		50%	#Mid	17.31	17.44	17.26	17.32	17.39	17.51
		50%	#Max	17.46	17.42	17.33	17.32	17.37	17.67
		100%	--	17.39	17.27	17.32	17.36	17.46	17.59

High	QPSK	1	#0	17.68	17.72	17.89	17.66	17.76	17.90
		1	#Mid	17.65	17.63	17.86	17.58	17.73	17.88
		1	#Max	17.53	17.65	17.83	17.68	17.67	17.84
		50%	#0	17.66	17.58	17.83	17.62	17.68	17.88
		50%	#Mid	17.55	17.72	17.81	17.58	17.68	17.81
		50%	#Max	17.48	17.61	17.78	17.65	17.64	17.80
		100%	--	17.37	17.64	17.73	17.68	17.59	17.74
	16QAM	1	#0	17.53	17.59	17.64	17.59	17.66	17.75
		1	#Mid	17.52	17.54	17.45	17.52	17.65	17.67
		1	#Max	17.51	17.48	17.50	17.49	17.45	17.57
		50%	#0	17.44	17.43	17.50	16.55	17.64	17.72
		50%	#Mid	17.39	17.55	17.53	17.52	17.58	17.66
		50%	#Max	17.40	17.50	17.43	17.52	17.63	17.64
		100%	--	17.43	17.39	17.43	17.51	17.42	17.48
	64QAM	1	#0	17.56	17.61	17.64	17.58	17.44	17.69
		1	#Mid	17.42	17.55	17.61	17.53	17.39	17.63
		1	#Max	17.49	17.34	17.53	17.45	17.35	17.65
		50%	#0	17.57	17.46	17.38	17.56	17.45	17.68
		50%	#Mid	17.43	17.42	17.45	17.43	17.42	17.55
		50%	#Max	17.42	17.37	17.45	17.46	17.34	17.62
		100%	--	17.33	17.35	17.32	17.43	17.38	17.45

Channel	Modulation	LTE Band 5							
		RB	RB	Maximum Conducted Output Power					
		No.	Offset	1.4M	3M	5M	10M	15M	20M
Low	QPSK	1	#0	19.85	19.82	19.94	20.04	--	--
		1	#Mid	19.80	19.90	19.91	19.96	--	--
		1	#Max	18.72	19.82	19.83	19.94	--	--
		50%	#0	19.84	19.89	19.82	19.95	--	--
		50%	#Mid	19.67	19.79	19.82	19.87	--	--
		50%	#Max	19.65	19.85	19.71	19.79	--	--
		100%	--	19.80	19.93	19.76	19.87	--	--
	16QAM	1	#0	19.57	19.59	19.54	19.62	--	--
		1	#Mid	19.60	19.61	19.56	19.61	--	--
		1	#Max	19.43	19.60	19.53	19.64	--	--
		50%	#0	19.36	19.50	19.51	19.69	--	--
		50%	#Mid	19.32	19.54	19.60	19.65	--	--
		50%	#Max	19.36	19.50	19.48	19.64	--	--
		100%	--	19.36	19.46	19.52	19.60	--	--
	64QAM	1	#0	19.45	19.58	19.54	19.67	--	--
		1	#Mid	19.52	19.54	19.42	19.60	--	--
		1	#Max	19.43	19.28	19.49	19.60	--	--
		50%	#0	19.19	19.48	19.48	19.67	--	--
		50%	#Mid	19.53	19.53	19.49	19.60	--	--
		50%	#Max	19.40	19.36	19.51	19.62	--	--
		100%	--	19.39	19.48	19.46	19.50	--	--
Mid	QPSK	1	#0	19.83	19.84	19.80	20.14	--	--
		1	#Mid	19.83	19.39	19.86	20.08	--	--
		1	#Max	19.68	19.77	19.86	19.99	--	--
		50%	#0	19.64	19.74	19.87	19.90	--	--
		50%	#Mid	19.64	19.80	19.83	19.85	--	--
		50%	#Max	19.63	19.77	19.83	18.84	--	--
		100%	--	19.56	19.77	19.79	19.80	--	--
	16QAM	1	#0	19.58	19.65	19.66	19.66	--	--
		1	#Mid	19.54	19.49	19.56	19.55	--	--
		1	#Max	19.56	19.55	19.55	19.56	--	--
		50%	#0	19.43	19.50	19.59	19.67	--	--
		50%	#Mid	19.46	19.44	19.57	19.62	--	--
		50%	#Max	19.49	19.41	19.46	19.72	--	--
		100%	--	19.50	19.43	19.50	19.61	--	--
	64QAM	1	#0	19.58	19.39	19.49	19.71	--	--
		1	#Mid	19.37	19.36	19.47	19.64	--	--
		1	#Max	19.36	19.41	19.43	19.65	--	--
		50%	#0	19.40	19.28	19.53	19.65	--	--
		50%	#Mid	19.28	19.58	19.50	19.67	--	--
		50%	#Max	19.30	19.50	19.52	19.70	--	--
		100%	--	19.37	19.37	19.50	19.61	--	--

High	QPSK	1	#0	19.64	19.79	19.94	20.05	--	--
		1	#Mid	19.72	19.60	19.99	20.09	--	--
		1	#Max	19.67	19.68	20.00	20.01	--	--
		50%	#0	19.70	19.76	19.97	20.03	--	--
		50%	#Mid	19.71	19.69	19.93	19.97	--	--
		50%	#Max	19.71	19.73	19.89	19.97	--	--
		100%	--	19.72	19.69	19.92	19.99	--	--
	16QAM	1	#0	19.61	19.62	19.57	19.78	--	--
		1	#Mid	19.43	19.64	19.44	19.62	--	--
		1	#Max	19.62	19.61	19.50	19.65	--	--
		50%	#0	19.61	19.53	19.56	19.75	--	--
		50%	#Mid	19.48	19.47	19.51	19.66	--	--
		50%	#Max	19.60	19.59	19.44	19.72	--	--
		100%	--	19.50	19.60	19.50	19.61	--	--
	64QAM	1	#0	19.45	19.63	19.61	19.77	--	--
		1	#Mid	19.45	19.51	19.30	19.60	--	--
		1	#Max	19.51	19.55	19.50	19.74	--	--
		50%	#0	19.43	19.50	19.52	19.67	--	--
		50%	#Mid	19.51	19.54	19.52	19.70	--	--
		50%	#Max	19.41	19.56	19.48	19.63	--	--
		100%	--	19.37	19.53	19.41	19.65	--	--

Channel	Modulation	LTE Band 7							
		RB	RB	Maximum Conducted Output Power					
		No.	Offset	1.4M	3M	5M	10M	15M	20M
Low	QPSK	1	#0	--	--	19.20	19.28	19.35	19.52
		1	#Mid	--	--	19.29	19.37	19.25	19.49
		1	#Max	--	--	19.28	19.33	19.30	19.47
		50%	#0	--	--	19.36	19.24	19.32	19.47
		50%	#Mid	--	--	19.32	19.30	19.34	19.43
		50%	#Max	--	--	19.33	19.32	19.38	19.45
		100%	--	--	--	19.34	19.30	19.34	19.45
	16QAM	1	#0	--	--	19.14	19.24	19.28	19.37
		1	#Mid	--	--	19.19	19.21	19.27	19.33
		1	#Max	--	--	19.13	19.16	19.16	19.30
		50%	#0	--	--	19.13	19.22	19.22	19.39
		50%	#Mid	--	--	19.33	19.23	19.24	19.35
		50%	#Max	--	--	19.22	19.21	19.31	19.33
		100%	--	--	--	19.21	19.22	19.25	19.32
	64QAM	1	#0	--	--	19.17	19.27	19.31	19.26
		1	#Mid	--	--	19.11	19.24	19.34	19.20
		1	#Max	--	--	19.23	19.19	19.24	19.30
		50%	#0	--	--	19.17	19.22	19.28	19.35
		50%	#Mid	--	--	19.21	19.21	19.24	19.26
		50%	#Max	--	--	19.26	19.30	19.31	19.33
		100%	--	--	--	19.20	19.21	19.24	19.28
Mid	QPSK	1	#0	--	--	19.21	19.38	19.49	19.61
		1	#Mid	--	--	19.26	19.30	19.39	19.55
		1	#Max	--	--	19.31	19.32	19.35	19.56
		50%	#0	--	--	19.36	19.29	19.31	19.56
		50%	#Mid	--	--	19.36	19.33	19.32	19.55
		50%	#Max	--	--	19.32	19.29	19.39	19.51
		100%	--	--	--	19.28	19.35	19.35	19.54
	16QAM	1	#0	--	--	19.34	19.39	19.33	19.50
		1	#Mid	--	--	19.30	19.35	19.31	19.41
		1	#Max	--	--	19.17	19.25	19.24	19.37
		50%	#0	--	--	19.14	19.23	19.31	19.47
		50%	#Mid	--	--	19.30	19.24	19.34	19.48
		50%	#Max	--	--	19.29	19.19	19.24	19.45
		100%	--	--	--	19.22	19.25	19.29	19.46
	64QAM	1	#0	--	--	19.19	19.27	19.17	19.47
		1	#Mid	--	--	19.41	19.40	19.37	19.46
		1	#Max	--	--	19.19	19.13	19.16	19.32
		50%	#0	--	--	19.22	19.19	19.14	19.41
		50%	#Mid	--	--	19.21	19.30	19.20	19.44
		50%	#Max	--	--	19.35	19.31	19.36	19.45
		100%	--	--	--	19.33	19.28	19.38	19.41

High	QPSK	1	#0	--	--	19.19	19.17	19.32	19.61
		1	#Mid	--	--	19.23	19.24	19.24	19.51
		1	#Max	--	--	19.32	19.28	19.28	19.55
		50%	#0	--	--	19.23	19.26	19.23	19.52
		50%	#Mid	--	--	19.40	19.38	19.24	19.45
		50%	#Max	--	--	19.34	19.37	19.14	19.41
		100%	--	--	--	19.30	19.31	19.34	19.50
	16QAM	1	#0	--	--	19.36	19.31	19.32	19.39
		1	#Mid	--	--	19.24	19.33	19.26	19.33
		1	#Max	--	--	19.15	19.09	19.18	19.37
		50%	#0	--	--	19.03	19.14	19.13	19.39
		50%	#Mid	--	--	19.16	19.17	19.14	19.45
		50%	#Max	--	--	19.32	19.24	19.34	19.43
		100%	--	--	--	19.28	19.25	19.34	19.43
	64QAM	1	#0	--	--	19.22	19.36	19.30	19.37
		1	#Mid	--	--	19.19	19.05	19.15	19.34
		1	#Max	--	--	19.29	19.30	19.22	19.31
		50%	#0	--	--	19.31	19.32	19.36	19.37
		50%	#Mid	--	--	19.32	19.25	19.35	19.36
		50%	#Max	--	--	19.34	19.30	19.37	19.38
		100%	--	--	--	19.18	19.24	19.24	19.35

Channel	Modulation	LTE Band 12							
		RB	RB	Maximum Conducted Output Power					
		No.	Offset	1.4M	3M	5M	10M	15M	20M
Low	QPSK	1	#0	20.00	20.35	20.14	20.41	--	--
		1	#Mid	20.19	20.34	20.11	20.38	--	--
		1	#Max	20.03	20.31	20.11	20.35	--	--
		50%	#0	20.08	20.22	20.01	20.27	--	--
		50%	#Mid	20.11	20.21	20.17	20.24	--	--
		50%	#Max	20.01	20.17	20.10	20.20	--	--
		100%	--	20.02	20.14	19.97	20.17	--	--
	16QAM	1	#0	20.20	19.96	20.12	20.28	--	--
		1	#Mid	20.05	19.84	20.03	20.21	--	--
		1	#Max	19.91	19.99	20.19	20.25	--	--
		50%	#0	20.05	19.94	20.07	20.17	--	--
		50%	#Mid	19.98	20.09	20.20	20.21	--	--
		50%	#Max	19.97	19.96	20.15	20.20	--	--
		100%	--	20.06	19.86	20.06	20.14	--	--
	64QAM	1	#0	19.87	19.89	20.12	20.20	--	--
		1	#Mid	20.04	19.83	20.02	20.21	--	--
		1	#Max	20.01	20.07	20.18	20.30	--	--
		50%	#0	19.97	19.82	20.07	20.11	--	--
		50%	#Mid	20.07	20.06	20.11	20.20	--	--
		50%	#Max	20.05	19.95	20.11	20.16	--	--
		100%	--	20.08	19.88	20.00	20.17	--	--
Mid	QPSK	1	#0	19.92	20.26	20.30	20.43	--	--
		1	#Mid	20.01	20.30	20.25	20.38	--	--
		1	#Max	19.94	20.11	20.20	20.36	--	--
		50%	#0	19.99	20.26	20.18	20.28	--	--
		50%	#Mid	20.07	20.24	20.07	20.25	--	--
		50%	#Max	19.97	20.16	20.02	20.20	--	--
		100%	--	20.02	20.13	20.02	20.19	--	--
	16QAM	1	#0	19.90	20.07	19.98	20.29	--	--
		1	#Mid	20.10	20.08	19.99	20.28	--	--
		1	#Max	20.11	20.18	19.99	20.28	--	--
		50%	#0	20.08	20.18	19.87	20.26	--	--
		50%	#Mid	19.92	20.16	20.04	20.24	--	--
		50%	#Max	19.85	20.04	19.94	20.22	--	--
		100%	--	20.03	20.11	19.84	20.19	--	--
	64QAM	1	#0	20.09	20.04	19.93	20.27	--	--
		1	#Mid	20.12	20.05	19.97	20.26	--	--
		1	#Max	20.11	20.17	19.94	20.30	--	--
		50%	#0	19.82	20.15	19.79	20.24	--	--
		50%	#Mid	19.97	20.08	19.88	20.21	--	--
		50%	#Max	19.93	20.01	19.86	20.26	--	--
		100%	--	20.03	20.02	19.80	20.18	--	--

High	QPSK	1	#0	19.95	20.13	20.23	20.43	--	--
		1	#Mid	19.97	20.08	20.24	20.37	--	--
		1	#Max	19.91	20.12	20.22	20.36	--	--
		50%	#0	20.00	20.07	20.25	20.24	--	--
		50%	#Mid	20.06	20.03	20.21	20.17	--	--
		50%	#Max	19.98	20.05	20.15	20.19	--	--
		100%	--	20.07	19.99	20.14	20.16	--	--
	16QAM	1	#0	20.09	20.13	19.95	20.25	--	--
		1	#Mid	20.12	19.98	19.97	20.18	--	--
		1	#Max	20.16	20.08	19.93	20.20	--	--
		50%	#0	19.86	20.09	19.75	20.07	--	--
		50%	#Mid	19.93	19.99	19.82	20.15	--	--
		50%	#Max	19.81	19.89	19.78	20.19	--	--
		100%	--	19.98	19.97	19.80	20.11	--	--
	64QAM	1	#0	19.97	20.07	19.91	20.10	--	--
		1	#Mid	19.90	19.93	19.90	20.13	--	--
		1	#Max	19.79	19.98	19.90	20.17	--	--
		50%	#0	19.95	20.03	19.65	20.09	--	--
		50%	#Mid	20.02	19.93	19.87	20.09	--	--
		50%	#Max	19.97	19.86	19.86	20.11	--	--
		100%	--	19.84	19.96	19.73	20.02	--	--

Channel	Modulation	LTE Band 13							
		RB	RB	Maximum Conducted Output Power					
		No.	Offset	1.4M	3M	5M	10M	15M	20M
Low	QPSK	1	#0	--	--	19.83	--	--	--
		1	#Mid	--	--	20.02	--	--	--
		1	#Max	--	--	19.91	--	--	--
		50%	#0	--	--	20.04	--	--	--
		50%	#Mid	--	--	20.10	--	--	--
		50%	#Max	--	--	19.94	--	--	--
		100%	--	--	--	19.99	--	--	--
	16QAM	1	#0	--	--	19.96	--	--	--
		1	#Mid	--	--	19.85	--	--	--
		1	#Max	--	--	19.75	--	--	--
		50%	#0	--	--	19.92	--	--	--
		50%	#Mid	--	--	19.99	--	--	--
		50%	#Max	--	--	19.74	--	--	--
		100%	--	--	--	19.87	--	--	--
	64QAM	1	#0	--	--	19.80	--	--	--
		1	#Mid	--	--	19.74	--	--	--
		1	#Max	--	--	19.74	--	--	--
		50%	#0	--	--	19.79	--	--	--
		50%	#Mid	--	--	19.85	--	--	--
		50%	#Max	--	--	19.86	--	--	--
		100%	--	--	--	19.76	--	--	--
Mid	QPSK	1	#0	--	--	20.08	20.21	--	--
		1	#Mid	--	--	20.04	20.20	--	--
		1	#Max	--	--	20.04	20.17	--	--
		50%	#0	--	--	19.96	20.16	--	--
		50%	#Mid	--	--	20.04	20.13	--	--
		50%	#Max	--	--	19.94	20.13	--	--
		100%	--	--	--	19.96	20.14	--	--
	16QAM	1	#0	--	--	19.92	20.07	--	--
		1	#Mid	--	--	19.80	20.00	--	--
		1	#Max	--	--	19.83	20.03	--	--
		50%	#0	--	--	19.92	19.94	--	--
		50%	#Mid	--	--	19.91	20.05	--	--
		50%	#Max	--	--	19.98	20.00	--	--
		100%	--	--	--	19.73	19.98	--	--
	64QAM	1	#0	--	--	19.87	19.96	--	--
		1	#Mid	--	--	19.88	19.96	--	--
		1	#Max	--	--	19.86	19.91	--	--
		50%	#0	--	--	19.76	19.98	--	--
		50%	#Mid	--	--	19.91	20.03	--	--
		50%	#Max	--	--	19.77	19.96	--	--
		100%	--	--	--	19.62	19.95	--	--

High	QPSK	1	#0	--	--	19.93	--	--	--
		1	#Mid	--	--	19.83	--	--	--
		1	#Max	--	--	19.94	--	--	--
		50%	#0	--	--	19.91	--	--	--
		50%	#Mid	--	--	19.94	--	--	--
		50%	#Max	--	--	19.91	--	--	--
		100%	--	--	--	19.93	--	--	--
	16QAM	1	#0	--	--	19.84	--	--	--
		1	#Mid	--	--	19.76	--	--	--
		1	#Max	--	--	19.77	--	--	--
		50%	#0	--	--	19.79	--	--	--
		50%	#Mid	--	--	19.81	--	--	--
		50%	#Max	--	--	19.82	--	--	--
		100%	--	--	--	19.68	--	--	--
	64QAM	1	#0	--	--	19.84	--	--	--
		1	#Mid	--	--	19.81	--	--	--
		1	#Max	--	--	19.53	--	--	--
		50%	#0	--	--	19.79	--	--	--
		50%	#Mid	--	--	19.69	--	--	--
		50%	#Max	--	--	19.77	--	--	--
		100%	--	--	--	19.68	--	--	--

Channel	Modulation	LTE Band 14							
		RB	RB	Maximum Conducted Output Power					
		No.	Offset	1.4M	3M	5M	10M	15M	20M
Low	QPSK	1	#0	--	--	19.56	--	--	--
		1	#Mid	--	--	19.69	--	--	--
		1	#Max	--	--	19.59	--	--	--
		50%	#0	--	--	19.58	--	--	--
		50%	#Mid	--	--	19.55	--	--	--
		50%	#Max	--	--	19.54	--	--	--
		100%	--	--	--	19.68	--	--	--
	16QAM	1	#0	--	--	19.65	--	--	--
		1	#Mid	--	--	19.60	--	--	--
		1	#Max	--	--	19.62	--	--	--
		50%	#0	--	--	19.51	--	--	--
		50%	#Mid	--	--	19.68	--	--	--
		50%	#Max	--	--	19.57	--	--	--
		100%	--	--	--	19.51	--	--	--
	64QAM	1	#0	--	--	19.60	--	--	--
		1	#Mid	--	--	19.60	--	--	--
		1	#Max	--	--	19.58	--	--	--
		50%	#0	--	--	19.57	--	--	--
		50%	#Mid	--	--	19.47	--	--	--
		50%	#Max	--	--	19.51	--	--	--
		100%	--	--	--	19.54	--	--	--
Mid	QPSK	1	#0	--	--	19.71	19.83	--	--
		1	#Mid	--	--	19.61	19.82	--	--
		1	#Max	--	--	19.77	19.78	--	--
		50%	#0	--	--	19.70	19.77	--	--
		50%	#Mid	--	--	19.70	19.73	--	--
		50%	#Max	--	--	19.65	19.73	--	--
		100%	--	--	--	19.66	19.82	--	--
	16QAM	1	#0	--	--	19.68	19.75	--	--
		1	#Mid	--	--	19.66	19.71	--	--
		1	#Max	--	--	19.58	19.64	--	--
		50%	#0	--	--	19.61	19.65	--	--
		50%	#Mid	--	--	19.62	19.68	--	--
		50%	#Max	--	--	19.57	19.63	--	--
		100%	--	--	--	19.61	19.67	--	--
	64QAM	1	#0	--	--	19.55	19.66	--	--
		1	#Mid	--	--	19.50	19.61	--	--
		1	#Max	--	--	19.62	19.64	--	--
		50%	#0	--	--	19.49	19.58	--	--
		50%	#Mid	--	--	19.47	19.54	--	--
		50%	#Max	--	--	19.50	19.51	--	--
		100%	--	--	--	19.49	19.59	--	--

High	QPSK	1	#0	--	--	19.46	--	--	--
		1	#Mid	--	--	19.37	--	--	--
		1	#Max	--	--	19.51	--	--	--
		50%	#0	--	--	19.39	--	--	--
		50%	#Mid	--	--	19.36	--	--	--
		50%	#Max	--	--	19.43	--	--	--
		100%	--	--	--	19.39	--	--	--
	16QAM	1	#0	--	--	19.63	--	--	--
		1	#Mid	--	--	19.61	--	--	--
		1	#Max	--	--	19.60	--	--	--
		50%	#0	--	--	19.51	--	--	--
		50%	#Mid	--	--	19.48	--	--	--
		50%	#Max	--	--	19.50	--	--	--
		100%	--	--	--	19.58	--	--	--
	64QAM	1	#0	--	--	19.56	--	--	--
		1	#Mid	--	--	19.53	--	--	--
		1	#Max	--	--	19.56	--	--	--
		50%	#0	--	--	19.53	--	--	--
		50%	#Mid	--	--	19.51	--	--	--
		50%	#Max	--	--	19.49	--	--	--
		100%	--	--	--	19.41	--	--	--

Channel	Modulation	LTE Band 17							
		RB	RB	Maximum Conducted Output Power					
		No.	Offset	1.4M	3M	5M	10M	15M	20M
Low	QPSK	1	#0	--	--	19.90	19.99	--	--
		1	#Mid	--	--	19.88	20.00	--	--
		1	#Max	--	--	19.78	20.01	--	--
		50%	#0	--	--	19.89	19.87	--	--
		50%	#Mid	--	--	19.83	19.94	--	--
		50%	#Max	--	--	19.78	19.83	--	--
		100%	--	--	--	19.75	19.82	--	--
	16QAM	1	#0	--	--	19.68	19.84	--	--
		1	#Mid	--	--	19.54	19.82	--	--
		1	#Max	--	--	19.49	19.81	--	--
		50%	#0	--	--	19.61	19.80	--	--
		50%	#Mid	--	--	19.58	19.75	--	--
		50%	#Max	--	--	19.52	19.66	--	--
		100%	--	--	--	19.50	19.72	--	--
	64QAM	1	#0	--	--	19.72	19.80	--	--
		1	#Mid	--	--	19.64	19.82	--	--
		1	#Max	--	--	19.58	19.84	--	--
		50%	#0	--	--	19.45	19.81	--	--
		50%	#Mid	--	--	19.43	19.46	--	--
		50%	#Max	--	--	19.42	19.77	--	--
		100%	--	--	--	19.29	19.60	--	--
Mid	QPSK	1	#0	--	--	19.89	19.91	--	--
		1	#Mid	--	--	19.95	20.00	--	--
		1	#Max	--	--	19.93	19.93	--	--
		50%	#0	--	--	19.89	19.97	--	--
		50%	#Mid	--	--	19.77	20.00	--	--
		50%	#Max	--	--	19.82	19.91	--	--
		100%	--	--	--	19.81	19.97	--	--
	16QAM	1	#0	--	--	19.75	19.89	--	--
		1	#Mid	--	--	19.62	19.92	--	--
		1	#Max	--	--	19.74	19.95	--	--
		50%	#0	--	--	19.75	19.85	--	--
		50%	#Mid	--	--	19.74	19.90	--	--
		50%	#Max	--	--	19.65	19.67	--	--
		100%	--	--	--	19.64	19.81	--	--
	64QAM	1	#0	--	--	19.65	19.84	--	--
		1	#Mid	--	--	19.63	19.88	--	--
		1	#Max	--	--	19.57	19.87	--	--
		50%	#0	--	--	19.49	19.66	--	--
		50%	#Mid	--	--	19.48	19.85	--	--
		50%	#Max	--	--	19.43	19.78	--	--
		100%	--	--	--	19.39	19.70	--	--

High	QPSK	1	#0	--	--	19.59	19.91	--	--
		1	#Mid	--	--	19.49	19.84	--	--
		1	#Max	--	--	19.43	19.84	--	--
		50%	#0	--	--	19.48	19.88	--	--
		50%	#Mid	--	--	19.32	19.82	--	--
		50%	#Max	--	--	19.45	19.81	--	--
		100%	--	--	--	19.17	19.75	--	--
	16QAM	1	#0	--	--	19.63	19.66	--	--
		1	#Mid	--	--	19.59	19.63	--	--
		1	#Max	--	--	19.60	19.62	--	--
		50%	#0	--	--	19.45	19.61	--	--
		50%	#Mid	--	--	19.48	19.51	--	--
		50%	#Max	--	--	19.43	19.49	--	--
		100%	--	--	--	19.47	19.49	--	--
	64QAM	1	#0	--	--	19.45	19.68	--	--
		1	#Mid	--	--	19.42	19.65	--	--
		1	#Max	--	--	19.38	19.54	--	--
		50%	#0	--	--	19.32	19.36	--	--
		50%	#Mid	--	--	19.35	19.59	--	--
		50%	#Max	--	--	19.33	19.46	--	--
		100%	--	--	--	19.27	19.49	--	--

Channel	Modulation	LTE Band 25							
		RB	RB	Maximum Conducted Output Power					
		No.	Offset	1.4M	3M	5M	10M	15M	20M
Low	QPSK	1	#0	18.98	19.15	18.95	19.07	18.93	19.36
		1	#Mid	18.96	19.13	18.91	19.08	18.93	19.32
		1	#Max	19.05	19.06	18.82	19.03	18.75	19.27
		50%	#0	18.97	19.14	18.89	19.03	18.94	19.29
		50%	#Mid	19.10	19.07	18.94	19.08	18.95	19.23
		50%	#Max	18.97	19.04	18.93	18.97	18.91	19.23
		100%	--	19.00	19.06	18.91	19.03	18.82	19.16
	16QAM	1	#0	18.98	18.93	19.02	19.02	18.99	19.19
		1	#Mid	18.97	18.82	18.95	18.98	19.04	19.12
		1	#Max	18.72	18.82	19.01	18.93	19.01	19.11
		50%	#0	18.90	18.82	18.96	18.93	19.03	19.12
		50%	#Mid	18.98	18.87	18.94	18.96	19.07	19.14
		50%	#Max	18.81	18.78	18.95	18.92	18.96	19.01
		100%	--	18.93	18.75	18.88	18.94	19.01	19.06
	64QAM	1	#0	18.88	18.88	18.97	18.96	18.98	19.15
		1	#Mid	18.74	18.92	18.84	18.96	19.03	19.16
		1	#Max	18.67	18.88	18.82	18.91	19.01	19.09
		50%	#0	18.97	18.90	18.90	18.95	18.99	19.01
		50%	#Mid	18.98	18.86	18.75	18.94	18.91	19.07
		50%	#Max	18.75	18.79	18.99	18.88	18.89	19.08
		100%	--	18.81	18.86	18.89	18.96	19.00	19.03
Mid	QPSK	1	#0	18.89	18.97	19.17	18.98	19.02	19.46
		1	#Mid	19.04	18.85	19.02	18.95	18.97	19.43
		1	#Max	18.91	18.81	19.01	18.89	18.97	19.38
		50%	#0	18.99	18.97	19.13	18.95	18.92	19.40
		50%	#Mid	18.99	19.05	19.18	19.04	18.98	19.26
		50%	#Max	18.96	18.97	19.16	18.88	19.00	19.24
		100%	--	19.06	18.87	19.07	19.03	19.02	19.25
	16QAM	1	#0	18.88	18.92	18.97	18.94	18.94	19.21
		1	#Mid	18.77	18.74	18.94	18.91	18.95	19.18
		1	#Max	19.10	18.88	18.90	18.82	18.85	19.13
		50%	#0	18.74	18.83	18.86	18.85	18.84	19.12
		50%	#Mid	18.72	18.90	18.96	18.94	18.94	19.15
		50%	#Max	18.75	18.87	18.96	18.81	18.88	19.17
		100%	--	18.69	18.64	18.84	18.93	18.92	19.06
	64QAM	1	#0	18.76	18.94	18.95	18.99	18.96	19.29
		1	#Mid	18.92	18.82	18.92	18.93	18.96	19.17
		1	#Max	18.66	18.77	18.84	18.92	18.95	19.17
		50%	#0	18.80	18.89	18.99	18.84	18.98	19.07
		50%	#Mid	18.82	18.98	18.97	19.01	19.04	19.12
		50%	#Max	18.81	18.92	18.87	18.79	18.99	19.17
		100%	--	18.80	18.87	18.91	18.98	18.88	19.09

High	QPSK	1	#0	18.93	19.03	19.12	19.06	18.86	19.42
		1	#Mid	18.96	18.90	19.01	18.97	18.89	19.37
		1	#Max	18.80	18.81	18.99	18.95	18.96	19.33
		50%	#0	19.00	18.98	19.07	19.05	18.90	19.32
		50%	#Mid	19.01	18.88	18.96	19.02	18.98	19.24
		50%	#Max	18.85	19.02	18.91	18.95	18.98	19.21
		100%	--	18.97	19.05	18.89	19.02	18.97	19.14
	16QAM	1	#0	18.94	18.98	18.94	18.97	19.06	19.01
		1	#Mid	18.93	18.88	18.92	18.96	19.00	19.09
		1	#Max	18.72	18.86	18.85	18.86	18.96	18.95
		50%	#0	18.64	18.97	18.94	18.98	18.84	19.03
		50%	#Mid	18.54	18.83	18.94	18.92	18.81	18.95
		50%	#Max	18.74	18.76	18.99	18.88	18.87	19.03
		100%	--	18.83	18.73	18.99	18.87	18.88	18.90
	64QAM	1	#0	18.78	18.84	18.96	18.97	19.03	19.11
		1	#Mid	18.75	18.83	18.93	18.72	18.97	19.02
		1	#Max	18.99	18.78	18.91	18.77	18.94	19.06
		50%	#0	18.63	18.73	18.87	18.97	18.79	19.01
		50%	#Mid	18.72	18.73	18.86	18.84	18.86	19.07
		50%	#Max	18.75	18.66	18.84	18.85	18.96	19.13
		100%	--	18.60	18.81	18.91	18.94	18.96	19.07

Channel	Modulation	LTE Band 26							
		RB	RB	Maximum Conducted Output Power					
		No.	Offset	1.4M	3M	5M	10M	15M	20M
Low	QPSK	1	#0	19.89	19.88	20.07	20.05	20.33	--
		1	#Mid	19.83	19.96	20.01	19.98	20.27	--
		1	#Max	19.79	19.92	19.87	19.94	20.23	--
		50%	#0	19.84	19.92	20.03	20.18	20.29	--
		50%	#Mid	19.86	19.94	20.00	20.16	20.27	--
		50%	#Max	19.84	19.93	19.99	20.13	20.22	--
		100%	--	19.80	19.94	19.97	20.11	20.12	--
	16QAM	1	#0	19.80	19.69	19.78	19.80	19.82	--
		1	#Mid	19.77	19.66	19.67	19.79	19.81	--
		1	#Max	19.62	19.67	19.68	19.71	19.77	--
		50%	#0	19.74	19.66	19.67	19.71	19.79	--
		50%	#Mid	19.76	19.56	19.65	19.70	19.80	--
		50%	#Max	19.74	19.57	19.66	19.74	19.75	--
		100%	--	19.69	19.61	19.70	19.61	19.74	--
	64QAM	1	#0	19.60	19.68	19.81	19.76	19.82	--
		1	#Mid	19.58	19.61	19.65	19.71	19.84	--
		1	#Max	19.45	19.62	19.72	19.64	19.75	--
		50%	#0	19.67	19.63	19.65	19.71	19.84	--
		50%	#Mid	19.74	19.65	19.75	19.74	19.76	--
		50%	#Max	19.70	19.56	19.80	19.71	19.80	--
		100%	--	19.64	19.60	19.67	19.58	19.76	--
Mid	QPSK	1	#0	19.93	19.97	20.16	20.21	20.39	--
		1	#Mid	19.92	19.40	20.11	20.20	20.37	--
		1	#Max	19.85	19.78	19.95	20.00	20.34	--
		50%	#0	19.70	19.96	20.10	19.91	20.38	--
		50%	#Mid	19.67	19.92	20.08	19.88	20.31	--
		50%	#Max	19.66	19.88	20.04	19.86	20.28	--
		100%	--	19.72	19.84	20.13	19.81	20.31	--
	16QAM	1	#0	19.77	19.72	19.73	19.74	19.96	--
		1	#Mid	19.66	19.66	19.61	19.64	19.94	--
		1	#Max	19.75	19.69	19.55	19.60	19.89	--
		50%	#0	19.60	19.57	19.69	19.75	19.97	--
		50%	#Mid	19.57	19.74	19.66	19.66	19.96	--
		50%	#Max	19.51	19.66	19.72	19.73	19.95	--
		100%	--	19.59	19.62	19.57	19.63	19.88	--
	64QAM	1	#0	19.61	19.79	19.67	19.77	19.96	--
		1	#Mid	19.58	19.73	19.57	19.72	19.93	--
		1	#Max	19.52	19.67	19.46	19.67	19.92	--
		50%	#0	19.49	19.76	19.66	19.73	19.88	--
		50%	#Mid	19.34	19.74	19.59	19.71	19.85	--
		50%	#Max	19.39	19.72	19.65	19.70	19.83	--
		100%	--	19.43	19.63	19.52	19.66	19.96	--

High	QPSK	1	#0	19.73	19.86	20.14	20.06	20.38	--
		1	#Mid	19.85	19.68	20.04	20.10	20.36	--
		1	#Max	19.74	19.82	20.07	20.02	20.34	--
		50%	#0	19.77	19.84	20.09	20.05	20.36	--
		50%	#Mid	19.78	19.76	20.14	20.02	20.27	--
		50%	#Max	19.77	19.73	20.11	20.13	20.25	--
		100%	--	19.79	19.72	20.12	20.02	20.18	--
	16QAM	1	#0	19.72	19.86	19.79	19.85	19.93	--
		1	#Mid	19.51	19.77	19.74	19.75	19.90	--
		1	#Max	19.68	19.85	19.51	19.69	19.88	--
		50%	#0	19.67	19.79	19.72	19.83	19.88	--
		50%	#Mid	19.63	19.79	19.72	19.77	19.96	--
		50%	#Max	19.61	19.77	19.64	19.84	19.89	--
		100%	--	19.53	19.82	19.51	19.62	19.85	--
	64QAM	1	#0	19.66	19.84	19.67	19.88	19.94	--
		1	#Mid	19.49	19.81	19.59	19.83	19.90	--
		1	#Max	19.63	19.81	19.50	19.80	19.87	--
		50%	#0	19.60	19.79	19.68	19.79	19.81	--
		50%	#Mid	19.58	19.83	19.66	19.84	19.85	--
		50%	#Max	19.55	19.70	19.72	19.77	19.81	--
		100%	--	19.46	19.78	19.43	19.71	19.80	--

Channel	Modulation	LTE Band 41							
		RB	RB	Maximum Conducted Output Power					
		No.	Offset	1.4M	3M	5M	10M	15M	20M
Low	QPSK	1	#0	-	-	21.32	21.38	21.43	21.58
		1	#Mid	-	-	21.14	21.32	21.42	21.55
		1	#Max	-	-	21.28	21.40	21.41	21.53
		50%	#0	-	-	21.22	21.22	21.35	21.45
		50%	#Mid	-	-	21.04	21.21	21.33	21.43
		50%	#Max	-	-	21.06	21.12	21.28	21.39
		100%	--	-	-	21.17	21.19	21.25	21.40
	16QAM	1	#0	-	-	21.23	21.25	21.23	21.38
		1	#Mid	-	-	21.13	21.24	21.15	21.34
		1	#Max	-	-	20.97	21.15	21.21	21.34
		50%	#0	-	-	21.16	21.17	21.19	21.30
		50%	#Mid	-	-	21.14	21.15	21.16	21.28
		50%	#Max	-	-	21.03	21.04	21.05	21.21
		100%	--	-	-	21.07	21.10	21.02	21.16
	64QAM	1	#0	-	-	21.21	21.19	21.32	21.36
		1	#Mid	-	-	21.15	21.11	21.29	21.34
		1	#Max	-	-	21.12	21.02	21.25	21.27
		50%	#0	-	-	21.09	21.09	21.19	21.22
		50%	#Mid	-	-	21.02	20.98	21.14	21.24
		50%	#Max	-	-	20.97	20.97	21.17	21.23
		100%	--	-	-	21.02	20.98	21.16	21.18
Low-Mid	QPSK	1	#0	-	-	21.32	21.34	21.42	21.64
		1	#Mid	-	-	21.23	21.39	21.41	21.61
		1	#Max	-	-	21.21	21.35	21.37	21.57
		50%	#0	-	-	21.02	21.21	21.29	21.49
		50%	#Mid	-	-	21.23	21.24	21.26	21.46
		50%	#Max	-	-	21.18	21.20	21.23	21.43
		100%	--	-	-	20.95	21.10	21.18	21.38
	16QAM	1	#0	-	-	21.08	21.09	21.19	21.22
		1	#Mid	-	-	20.94	21.05	21.13	21.19
		1	#Max	-	-	20.87	21.02	21.05	21.21
		50%	#0	-	-	20.90	21.05	21.01	21.19
		50%	#Mid	-	-	21.01	21.02	21.11	21.12
		50%	#Max	-	-	20.96	21.05	21.07	21.05
		100%	--	-	-	20.75	20.91	20.95	21.06

	64QAM	1	#0	-	-	20.96	21.02	21.06	21.15
		1	#Mid	-	-	20.91	20.98	20.96	21.02
		1	#Max	-	-	20.91	20.84	20.94	21.01
		50%	#0	-	-	20.92	20.95	20.92	20.99
		50%	#Mid	-	-	21.03	21.09	21.04	21.09
		50%	#Max	-	-	20.94	20.96	20.97	20.98
		100%	--	-	-	20.60	20.55	20.67	20.76
Mid	QPSK	1	#0	-	-	21.40	21.40	21.44	21.68
		1	#Mid	-	-	21.36	21.33	21.34	21.63
		1	#Max	-	-	21.14	21.19	21.24	21.57
		50%	#0	-	-	21.06	21.11	21.21	21.61
		50%	#Mid	-	-	21.02	21.10	21.19	21.54
		50%	#Max	-	-	20.98	20.97	21.05	21.53
		100%	--	-	-	20.88	20.92	20.99	21.54
	16QAM	1	#0	-	-	21.08	21.09	21.13	21.38
		1	#Mid	-	-	21.04	21.02	21.11	21.34
		1	#Max	-	-	21.16	21.07	21.10	21.34
		50%	#0	-	-	20.97	20.95	21.04	21.30
		50%	#Mid	-	-	21.08	21.03	21.06	21.28
		50%	#Max	-	-	20.95	20.97	21.04	21.21
		100%	--	-	-	20.93	20.91	21.00	21.16
	64QAM	1	#0	-	-	21.02	21.19	21.22	21.36
		1	#Mid	-	-	20.98	21.13	21.21	21.34
		1	#Max	-	-	20.79	20.97	21.03	21.27
		50%	#0	-	-	20.97	21.08	21.13	21.22
		50%	#Mid	-	-	20.79	20.93	21.01	21.24
		50%	#Max	-	-	20.76	20.90	20.95	21.23
		100%	--	-	-	20.95	21.05	21.08	21.18
High-Mid	QPSK	1	#0	-	-	21.32	21.34	21.40	21.60
		1	#Mid	-	-	21.26	21.28	21.37	21.55
		1	#Max	-	-	21.25	21.25	21.29	21.53
		50%	#0	-	-	21.05	21.09	21.10	21.51
		50%	#Mid	-	-	21.13	21.16	21.24	21.51
		50%	#Max	-	-	20.91	20.94	21.01	21.48
		100%	--	-	-	20.99	21.02	21.10	21.44
	16QAM	1	#0	-	-	21.14	21.03	21.18	21.29
		1	#Mid	-	-	20.94	20.97	21.12	21.28

		1	#Max	-	-	20.99	20.85	21.04	21.14
		50%	#0	-	-	20.91	20.85	21.03	21.21
		50%	#Mid	-	-	20.83	20.71	20.87	20.97
		50%	#Max	-	-	20.87	20.75	20.88	21.02
		100%	--	-	-	20.80	20.79	20.89	21.08
	64QAM	1	#0	-	-	21.05	21.14	21.02	21.30
		1	#Mid	-	-	21.02	21.14	20.94	21.25
		1	#Max	-	-	20.76	20.86	20.72	21.01
		50%	#0	-	-	20.81	21.01	20.81	21.20
		50%	#Mid	-	-	20.64	20.82	20.56	20.84
		50%	#Max	-	-	20.67	20.81	20.62	20.97
		100%	--	-	-	20.77	20.97	20.73	20.98
High	QPSK	1	#0	-	-	21.29	21.32	21.43	21.65
		1	#Mid	-	-	21.24	21.26	21.39	21.53
		1	#Max	-	-	21.07	21.16	21.32	21.50
		50%	#0	-	-	21.18	21.10	21.20	21.51
		50%	#Mid	-	-	21.00	21.08	21.19	21.48
		50%	#Max	-	-	20.91	20.94	21.09	21.46
		100%	--	-	-	20.88	20.91	21.09	21.52
	16QAM	1	#0	-	-	21.17	21.17	21.15	21.30
		1	#Mid	-	-	21.12	21.14	21.14	21.25
		1	#Max	-	-	20.90	20.95	20.84	21.01
		50%	#0	-	-	21.11	21.13	21.05	21.20
		50%	#Mid	-	-	20.79	20.82	20.74	20.84
		50%	#Max	-	-	20.89	20.83	20.82	20.97
		100%	--	-	-	20.87	20.93	20.81	20.98
	64QAM	1	#0	-	-	21.08	21.16	21.21	21.31
		1	#Mid	-	-	21.03	21.06	21.15	21.31
		1	#Max	-	-	20.86	20.99	20.98	21.07
		50%	#0	-	-	20.94	20.89	21.10	21.18
		50%	#Mid	-	-	20.64	20.77	20.78	20.96
		50%	#Max	-	-	20.65	20.66	20.84	21.03
		100%	--	-	-	20.80	20.90	20.96	21.11

Channel	Modulation	LTE Band 41_HPUE							
		RB	RB	Maximum Conducted Output Power					
		No.	Offset	1.4M	3M	5M	10M	15M	20M
Low	QPSK	1	#0	-	-	21.32	21.36	21.51	21.61
		1	#Mid	-	-	21.27	21.31	21.47	21.56
		1	#Max	-	-	21.22	21.30	21.42	21.54
		50%	#0	-	-	21.15	21.14	21.35	21.48
		50%	#Mid	-	-	21.04	21.14	21.28	21.45
		50%	#Max	-	-	21.06	21.11	21.31	21.44
		100%	--	-	-	21.17	21.13	21.17	21.38
	16QAM	1	#0	-	-	21.19	21.22	21.20	21.24
		1	#Mid	-	-	21.12	21.05	21.18	21.15
		1	#Max	-	-	20.95	21.14	21.16	21.18
		50%	#0	-	-	21.10	20.98	21.13	21.07
		50%	#Mid	-	-	21.04	21.01	20.97	21.07
		50%	#Max	-	-	21.01	20.90	20.89	21.13
		100%	--	-	-	21.01	21.05	21.03	21.08
	64QAM	1	#0	-	-	21.15	21.15	21.00	21.22
		1	#Mid	-	-	21.10	21.12	21.02	21.14
		1	#Max	-	-	21.11	21.11	21.02	21.15
		50%	#0	-	-	21.04	20.85	20.97	21.11
		50%	#Mid	-	-	20.91	20.84	20.81	20.92
		50%	#Max	-	-	20.87	20.80	20.81	20.95
		100%	--	-	-	21.02	20.83	20.81	21.03
Low-Mid	QPSK	1	#0	-	-	21.32	21.35	21.42	21.62
		1	#Mid	-	-	21.29	21.33	21.32	21.58
		1	#Max	-	-	21.30	21.35	21.35	21.55
		50%	#0	-	-	21.12	21.11	21.22	21.53
		50%	#Mid	-	-	21.18	21.18	21.21	21.47
		50%	#Max	-	-	21.11	21.13	21.18	21.44
		100%	--	-	-	21.02	21.04	21.14	21.42
	16QAM	1	#0	-	-	21.01	21.17	21.17	21.18
		1	#Mid	-	-	20.93	21.03	21.13	21.15
		1	#Max	-	-	20.78	20.98	20.95	21.11
		50%	#0	-	-	20.75	21.06	20.99	21.12
		50%	#Mid	-	-	20.98	20.92	21.09	21.06
		50%	#Max	-	-	20.79	20.94	20.91	20.98
		100%	--	-	-	20.62	20.83	21.00	21.01

	64QAM	1	#0	-	-	20.98	21.02	20.96	21.07
		1	#Mid	-	-	20.95	20.98	20.94	20.99
		1	#Max	-	-	20.91	20.84	20.86	20.98
		50%	#0	-	-	20.92	20.88	20.96	20.91
		50%	#Mid	-	-	21.03	20.94	21.02	21.07
		50%	#Max	-	-	20.91	20.96	20.88	20.94
		100%	--	-	-	20.64	20.55	20.57	20.71
Mid	QPSK	1	#0	-	-	21.36	21.32	21.31	21.75
		1	#Mid	-	-	21.34	21.25	21.16	21.71
		1	#Max	-	-	21.04	21.09	21.12	21.67
		50%	#0	-	-	21.04	21.11	21.06	21.68
		50%	#Mid	-	-	20.95	21.09	21.05	21.63
		50%	#Max	-	-	20.88	20.96	20.88	21.63
		100%	--	-	-	20.83	20.88	20.82	21.58
	16QAM	1	#0	-	-	21.07	21.03	21.11	21.31
		1	#Mid	-	-	20.99	21.05	21.01	21.31
		1	#Max	-	-	21.10	21.10	21.09	21.29
		50%	#0	-	-	20.92	21.00	20.98	21.20
		50%	#Mid	-	-	21.07	21.13	21.00	21.21
		50%	#Max	-	-	20.92	21.02	20.96	21.20
		100%	--	-	-	20.89	20.91	20.92	21.10
	64QAM	1	#0	-	-	20.92	21.13	21.14	21.27
		1	#Mid	-	-	20.87	21.13	21.12	21.20
		1	#Max	-	-	20.63	20.94	20.95	21.19
		50%	#0	-	-	20.91	21.08	21.03	21.22
		50%	#Mid	-	-	20.65	20.89	21.00	21.08
		50%	#Max	-	-	20.61	20.83	20.88	21.03
		100%	--	-	-	20.77	20.95	21.01	21.04
High-Mid	QPSK	1	#0	-	-	21.21	21.26	21.28	21.58
		1	#Mid	-	-	21.16	21.23	21.17	21.57
		1	#Max	-	-	21.12	21.15	21.18	21.52
		50%	#0	-	-	20.91	21.09	20.90	21.48
		50%	#Mid	-	-	20.93	21.07	21.05	21.47
		50%	#Max	-	-	20.80	20.84	20.87	21.42
		100%	--	-	-	20.84	20.95	20.95	21.33
	16QAM	1	#0	-	-	21.00	21.02	21.08	21.27
		1	#Mid	-	-	20.76	20.95	21.07	21.22

		1	#Max	-	-	20.80	20.86	21.00	21.09
		50%	#0	-	-	20.80	20.75	21.00	21.18
		50%	#Mid	-	-	20.77	20.81	20.78	20.93
		50%	#Max	-	-	20.69	20.71	20.81	21.03
		100%	--	-	-	20.60	20.69	20.88	21.06
	64QAM	1	#0	-	-	20.96	21.21	21.12	21.25
		1	#Mid	-	-	20.95	21.16	21.03	21.18
		1	#Max	-	-	20.87	20.83	20.67	21.01
		50%	#0	-	-	20.73	20.97	20.89	21.16
		50%	#Mid	-	-	20.72	20.81	20.48	20.84
		50%	#Max	-	-	20.65	20.83	20.60	20.94
		100%	--	-	-	20.68	20.92	20.71	20.93
High	QPSK	1	#0	-	-	21.33	21.30	21.31	21.63
		1	#Mid	-	-	21.30	21.26	21.19	21.57
		1	#Max	-	-	21.13	21.06	21.15	21.54
		50%	#0	-	-	21.27	21.08	21.01	21.52
		50%	#Mid	-	-	20.93	21.00	21.06	21.48
		50%	#Max	-	-	20.89	20.86	20.94	21.44
		100%	--	-	-	20.96	20.85	20.94	21.53
	16QAM	1	#0	-	-	21.19	21.27	21.24	21.30
		1	#Mid	-	-	21.09	21.17	21.12	21.25
		1	#Max	-	-	20.87	20.91	20.90	20.97
		50%	#0	-	-	21.00	21.00	21.03	21.09
		50%	#Mid	-	-	20.84	20.85	20.81	20.86
		50%	#Max	-	-	20.94	21.03	20.76	20.97
		100%	--	-	-	20.98	20.99	20.89	21.00
	64QAM	1	#0	-	-	21.13	21.16	21.20	21.21
		1	#Mid	-	-	21.07	21.11	21.18	21.15
		1	#Max	-	-	20.90	20.97	21.05	20.94
		50%	#0	-	-	21.10	21.02	21.02	21.20
		50%	#Mid	-	-	20.77	20.75	20.85	20.88
		50%	#Max	-	-	20.91	20.83	20.90	20.94
		100%	--	-	-	20.88	20.94	21.03	21.03

Channel	Modulation	LTE Band 42							
		RB	RB	Maximum Conducted Output Power					
		No.	Offset	1.4M	3M	5M	10M	15M	20M
Low	QPSK	1	#0	--	--	20.96	20.96	20.95	21.26
		1	#Mid	--	--	20.92	20.87	20.91	21.22
		1	#Max	--	--	20.88	20.90	20.96	21.19
		50%	#0	--	--	20.71	20.94	21.05	21.28
		50%	#Mid	--	--	20.76	20.93	21.01	21.24
		50%	#Max	--	--	20.74	20.82	20.97	21.22
		100%	--	--	--	20.70	20.91	20.89	21.13
	16QAM	1	#0	--	--	20.94	20.97	21.02	21.19
		1	#Mid	--	--	21.01	20.95	21.09	21.11
		1	#Max	--	--	21.00	20.93	20.95	21.13
		50%	#0	--	--	20.12	20.05	20.08	21.03
		50%	#Mid	--	--	20.08	20.05	20.05	21.09
		50%	#Max	--	--	20.16	19.94	20.02	21.00
		100%	--	--	--	20.03	19.88	19.88	20.05
	64QAM	1	#0	--	--	20.77	20.98	20.93	21.01
		1	#Mid	--	--	20.96	20.91	20.91	21.02
		1	#Max	--	--	20.83	20.84	20.76	21.04
		50%	#0	--	--	20.03	20.17	20.08	21.07
		50%	#Mid	--	--	20.00	20.16	19.95	20.92
		50%	#Max	--	--	19.98	20.26	20.04	20.95
		100%	--	--	--	19.74	19.79	19.95	19.96
Mid	QPSK	1	#0	--	--	20.98	21.07	20.97	21.35
		1	#Mid	--	--	20.93	20.87	20.90	21.24
		1	#Max	--	--	20.99	20.90	20.92	21.21
		50%	#0	--	--	20.83	21.02	20.87	21.31
		50%	#Mid	--	--	20.79	21.00	20.92	21.28
		50%	#Max	--	--	20.77	20.98	20.87	21.25
		100%	--	--	--	20.84	21.04	20.81	21.16
	16QAM	1	#0	--	--	21.04	20.96	20.98	21.21
		1	#Mid	--	--	20.94	20.88	21.03	21.25
		1	#Max	--	--	20.91	20.90	21.16	21.16
		50%	#0	--	--	20.16	20.04	20.03	21.08
		50%	#Mid	--	--	20.12	20.03	20.09	21.14
		50%	#Max	--	--	20.10	20.01	20.05	21.01
		100%	--	--	--	19.87	20.07	19.83	20.10
	64QAM	1	#0	--	--	20.82	20.89	20.91	21.15
		1	#Mid	--	--	20.87	20.80	20.85	21.17
		1	#Max	--	--	20.74	20.81	20.88	21.18
		50%	#0	--	--	20.19	19.97	19.95	21.11
		50%	#Mid	--	--	20.06	20.06	20.10	20.98
		50%	#Max	--	--	20.02	20.05	19.96	20.96
		100%	--	--	--	19.69	19.79	19.90	20.03

High	QPSK	1	#0	--	--	20.91	20.81	20.81	21.29
		1	#Mid	--	--	20.95	20.98	21.01	21.18
		1	#Max	--	--	20.90	20.98	20.81	21.20
		50%	#0	--	--	20.80	20.94	20.90	21.25
		50%	#Mid	--	--	20.91	20.91	20.84	21.21
		50%	#Max	--	--	20.82	20.99	20.97	21.13
		100%	--	--	--	20.70	20.95	20.92	21.11
	16QAM	1	#0	--	--	20.96	20.98	21.12	21.21
		1	#Mid	--	--	20.96	20.98	21.04	21.25
		1	#Max	--	--	20.91	20.91	21.13	21.16
		50%	#0	--	--	20.13	20.08	20.07	21.08
		50%	#Mid	--	--	20.25	20.06	20.01	21.14
		50%	#Max	--	--	20.16	20.13	20.15	21.01
		100%	--	--	--	19.74	19.80	19.84	20.10
	64QAM	1	#0	--	--	20.80	20.83	20.86	21.15
		1	#Mid	--	--	20.89	20.82	20.97	21.17
		1	#Max	--	--	20.86	20.81	20.87	21.18
		50%	#0	--	--	20.06	20.10	20.08	21.11
		50%	#Mid	--	--	20.08	20.18	20.13	20.98
		50%	#Max	--	--	20.09	20.15	20.17	20.96
		100%	--	--	--	19.76	19.72	19.93	20.03

Channel	Modulation	LTE Band 43							
		RB	RB	Maximum Conducted Output Power					
		No.	Offset	1.4M	3M	5M	10M	15M	20M
Low	QPSK	1	#0	--	--	19.13	18.86	19.00	19.42
		1	#Mid	--	--	19.18	18.74	19.01	19.27
		1	#Max	--	--	19.13	18.72	18.81	19.20
		50%	#0	--	--	19.17	18.97	18.95	19.23
		50%	#Mid	--	--	19.13	18.98	18.94	19.11
		50%	#Max	--	--	19.03	18.90	18.93	19.10
		100%	--	--	--	19.01	18.93	18.93	19.05
	16QAM	1	#0	--	--	18.87	18.75	18.79	18.98
		1	#Mid	--	--	18.78	18.72	18.71	18.93
		1	#Max	--	--	18.82	18.69	18.71	18.86
		50%	#0	--	--	18.67	18.59	18.69	18.77
		50%	#Mid	--	--	18.61	18.60	18.71	18.78
		50%	#Max	--	--	18.58	18.51	18.70	18.76
		100%	--	--	--	18.62	18.54	18.64	18.74
	64QAM	1	#0	--	--	18.90	18.76	18.71	18.98
		1	#Mid	--	--	18.69	18.74	18.72	18.84
		1	#Max	--	--	18.72	18.70	18.63	18.83
		50%	#0	--	--	18.84	18.72	18.73	18.89
		50%	#Mid	--	--	18.74	18.73	18.72	18.87
		50%	#Max	--	--	18.66	18.65	18.71	18.81
		100%	--	--	--	18.78	18.67	18.73	18.95
Mid	QPSK	1	#0	--	--	19.02	19.12	19.00	19.43
		1	#Mid	--	--	18.91	18.95	19.05	19.30
		1	#Max	--	--	18.90	18.91	18.88	19.26
		50%	#0	--	--	19.05	19.10	19.10	19.41
		50%	#Mid	--	--	19.09	19.04	19.01	19.14
		50%	#Max	--	--	19.06	18.95	19.00	19.10
		100%	--	--	--	19.04	19.05	18.99	19.34
	16QAM	1	#0	--	--	18.90	18.83	18.81	19.03
		1	#Mid	--	--	18.90	18.77	18.78	18.97
		1	#Max	--	--	18.92	18.89	18.70	19.01
		50%	#0	--	--	18.71	18.79	18.58	18.98
		50%	#Mid	--	--	18.75	18.84	18.59	18.94
		50%	#Max	--	--	18.71	18.69	18.60	18.87
		100%	--	--	--	18.70	18.78	18.62	18.91
	64QAM	1	#0	--	--	18.84	18.82	18.75	19.04
		1	#Mid	--	--	18.75	18.67	18.61	19.08
		1	#Max	--	--	18.76	18.71	18.53	19.02
		50%	#0	--	--	18.74	18.82	18.60	18.98
		50%	#Mid	--	--	18.69	18.67	18.61	18.95
		50%	#Max	--	--	18.64	18.62	18.61	18.89
		100%	--	--	--	18.73	18.60	18.61	19.03

High	QPSK	1	#0	--	--	18.93	19.02	18.98	19.41
		1	#Mid	--	--	18.99	18.92	18.95	19.22
		1	#Max	--	--	18.86	18.95	19.04	19.12
		50%	#0	--	--	19.15	19.05	19.02	19.24
		50%	#Mid	--	--	19.07	19.08	19.00	19.12
		50%	#Max	--	--	19.03	19.01	18.97	19.09
		100%	--	--	--	19.02	19.03	18.99	19.15
	16QAM	1	#0	--	--	18.81	18.76	18.90	18.95
		1	#Mid	--	--	18.82	18.74	18.88	18.90
		1	#Max	--	--	18.70	18.79	18.76	18.80
		50%	#0	--	--	18.80	18.68	18.61	18.86
		50%	#Mid	--	--	18.74	18.68	18.60	18.77
		50%	#Max	--	--	18.68	18.67	18.57	18.74
		100%	--	--	--	18.69	18.66	18.63	18.73
	64QAM	1	#0	--	--	18.85	18.85	18.72	18.98
		1	#Mid	--	--	18.84	18.86	18.70	18.92
		1	#Max	--	--	18.72	18.86	18.58	18.97
		50%	#0	--	--	18.73	18.84	18.63	18.93
		50%	#Mid	--	--	18.67	18.76	18.61	18.92
		50%	#Max	--	--	18.72	18.80	18.58	18.86
		100%	--	--	--	18.82	18.80	18.61	18.95

Channel	Modulation	LTE Band 66							
		RB	RB	Maximum Conducted Output Power					
		No.	Offset	1.4M	3M	5M	10M	15M	20M
Low	QPSK	1	#0	17.85	17.86	18.22	18.14	18.11	18.35
		1	#Mid	18.00	18.10	18.15	18.17	18.14	18.30
		1	#Max	17.87	17.86	18.11	18.13	18.03	18.21
		50%	#0	17.89	17.99	18.15	18.19	18.10	18.25
		50%	#Mid	17.95	18.07	18.13	18.15	18.11	18.23
		50%	#Max	17.89	17.97	18.07	18.15	18.08	18.20
		100%	--	17.96	17.96	18.03	18.11	18.09	18.16
	16QAM	1	#0	17.92	18.02	18.06	17.98	17.97	18.09
		1	#Mid	17.92	17.92	17.90	17.92	17.96	18.05
		1	#Max	17.82	17.91	17.91	17.85	17.90	18.01
		50%	#0	18.07	18.06	17.91	17.90	17.88	18.00
		50%	#Mid	18.02	17.98	17.96	17.88	17.86	17.98
		50%	#Max	18.06	17.92	17.84	17.81	17.78	17.98
		100%	--	17.82	17.82	17.87	17.79	17.83	18.00
	64QAM	1	#0	17.89	17.94	18.08	18.04	17.87	18.06
		1	#Mid	17.89	17.83	18.02	18.03	17.89	17.95
		1	#Max	17.76	17.85	17.91	17.84	17.83	17.91
		50%	#0	17.97	17.93	17.87	17.92	17.82	17.98
		50%	#Mid	17.95	17.92	17.89	17.82	17.77	17.92
		50%	#Max	17.81	17.86	17.84	17.79	17.76	17.90
		100%	--	17.82	17.84	17.86	17.84	17.85	17.93
Mid	QPSK	1	#0	17.95	18.05	18.14	18.22	18.14	18.36
		1	#Mid	17.94	17.93	18.12	18.16	18.09	18.33
		1	#Max	17.91	17.85	18.04	18.13	17.98	18.24
		50%	#0	17.94	17.97	18.13	18.16	18.09	18.35
		50%	#Mid	18.02	18.04	18.19	18.19	18.17	18.31
		50%	#Max	17.98	17.91	18.06	18.12	18.16	18.29
		100%	--	17.88	17.94	17.96	18.02	18.10	18.25
	16QAM	1	#0	17.81	17.86	17.82	17.83	17.84	18.21
		1	#Mid	17.75	17.80	17.70	17.75	17.80	18.16
		1	#Max	17.57	17.66	17.75	17.68	17.76	18.13
		50%	#0	17.75	17.76	17.84	17.74	17.75	18.18
		50%	#Mid	17.83	17.83	17.62	17.66	17.73	18.14
		50%	#Max	17.68	17.71	17.62	17.67	17.73	18.08
		100%	--	17.66	17.74	17.68	17.65	17.75	18.23
	64QAM	1	#0	17.87	17.90	17.77	17.78	17.82	18.08
		1	#Mid	17.84	17.77	17.73	17.76	17.73	18.05
		1	#Max	17.78	17.69	17.79	17.68	17.67	17.99
		50%	#0	17.61	17.79	17.71	17.84	17.65	18.04
		50%	#Mid	17.52	17.93	17.54	17.58	17.70	17.96
		50%	#Max	17.72	17.72	17.63	17.66	17.67	17.91
		100%	--	17.70	17.66	17.72	17.75	17.71	17.95

High	QPSK	1	#0	17.95	17.94	18.22	18.25	18.16	18.32
		1	#Mid	17.88	17.99	18.16	18.23	18.10	18.26
		1	#Max	17.85	17.87	18.16	18.21	18.20	18.24
		50%	#0	17.88	17.95	18.21	18.24	18.13	18.31
		50%	#Mid	17.83	17.98	18.21	18.24	18.18	18.29
		50%	#Max	17.80	17.95	18.13	18.21	18.15	18.23
		100%	--	17.75	17.89	18.13	18.09	18.16	18.16
	16QAM	1	#0	17.87	17.89	17.89	17.89	17.90	18.06
		1	#Mid	17.84	17.87	17.82	17.81	17.85	17.84
		1	#Max	17.83	17.80	17.76	17.81	17.83	17.87
		50%	#0	17.82	17.81	17.85	17.90	17.97	18.00
		50%	#Mid	17.78	17.88	17.75	17.85	17.87	17.86
		50%	#Max	17.75	17.89	17.71	17.77	17.85	17.94
		100%	--	17.73	17.76	17.71	17.74	17.77	17.88
	64QAM	1	#0	17.88	17.83	17.88	17.88	17.80	17.97
		1	#Mid	17.79	17.81	17.82	17.82	17.74	17.85
		1	#Max	17.79	17.70	17.82	17.79	17.81	17.96
		50%	#0	17.87	17.79	17.77	17.85	17.79	18.01
		50%	#Mid	17.78	17.82	17.73	17.78	17.77	17.93
		50%	#Max	17.77	17.79	17.81	17.74	17.81	17.89
		100%	--	17.72	17.74	17.57	17.65	17.50	17.84

Channel	Modulation	LTE Band 71							
		RB	RB	Maximum Conducted Output Power					
		No.	Offset	1.4M	3M	5M	10M	15M	20M
Low	QPSK	1	#0	--	--	21.03	21.13	21.26	21.39
		1	#Mid	--	--	21.05	21.03	21.00	21.32
		1	#Max	--	--	21.04	21.08	21.23	21.24
		50%	#0	--	--	21.10	21.13	21.19	21.35
		50%	#Mid	--	--	21.10	20.92	21.18	21.24
		50%	#Max	--	--	21.13	21.06	21.16	21.28
		100%	--	--	--	20.97	21.05	21.12	21.23
	16QAM	1	#0	--	--	21.08	21.00	21.01	21.18
		1	#Mid	--	--	21.02	21.04	21.04	21.14
		1	#Max	--	--	20.75	20.84	20.94	21.11
		50%	#0	--	--	20.86	20.94	20.96	21.08
		50%	#Mid	--	--	20.86	20.94	21.03	21.13
		50%	#Max	--	--	20.69	20.72	20.90	21.11
		100%	--	--	--	20.94	20.95	20.99	21.10
	64QAM	1	#0	--	--	21.13	20.97	21.11	21.21
		1	#Mid	--	--	20.95	21.01	21.05	21.16
		1	#Max	--	--	20.73	20.78	21.00	21.14
		50%	#0	--	--	20.85	20.93	20.91	21.17
		50%	#Mid	--	--	20.80	20.99	21.02	21.16
		50%	#Max	--	--	20.74	20.81	20.95	21.11
		100%	--	--	--	21.03	20.92	21.01	21.06
Mid	QPSK	1	#0	--	--	21.23	21.27	21.33	21.46
		1	#Mid	--	--	21.29	21.25	21.32	21.41
		1	#Max	--	--	21.25	21.27	21.29	21.38
		50%	#0	--	--	21.26	21.24	21.27	21.38
		50%	#Mid	--	--	21.11	21.29	21.19	21.32
		50%	#Max	--	--	21.13	21.27	21.22	21.31
		100%	--	--	--	21.12	21.16	21.13	21.26
	16QAM	1	#0	--	--	20.97	21.23	21.23	21.26
		1	#Mid	--	--	20.94	21.11	21.15	21.23
		1	#Max	--	--	20.87	21.13	21.19	21.21
		50%	#0	--	--	20.85	21.12	21.11	21.19
		50%	#Mid	--	--	20.81	21.04	21.09	21.17
		50%	#Max	--	--	20.73	21.02	21.09	21.15
		100%	--	--	--	20.77	20.97	21.01	21.10
	64QAM	1	#0	--	--	20.93	21.20	21.16	21.22
		1	#Mid	--	--	21.04	21.10	21.15	21.17
		1	#Max	--	--	20.92	21.12	21.14	21.19
		50%	#0	--	--	20.86	21.17	21.13	21.21
		50%	#Mid	--	--	20.77	20.99	21.13	21.16
		50%	#Max	--	--	20.84	20.99	21.11	21.12
		100%	--	--	--	20.80	20.91	21.10	21.13

High	QPSK	1	#0	--	--	21.21	21.28	21.24	21.33
		1	#Mid	--	--	21.12	21.27	21.21	21.28
		1	#Max	--	--	21.15	21.08	21.12	21.24
		50%	#0	--	--	21.24	21.27	21.22	21.29
		50%	#Mid	--	--	21.18	21.19	21.19	21.24
		50%	#Max	--	--	21.12	21.19	21.20	21.22
		100%	--	--	--	21.13	21.07	21.14	21.17
	16QAM	1	#0	--	--	20.99	21.16	21.08	21.19
		1	#Mid	--	--	20.92	21.11	21.00	21.17
		1	#Max	--	--	20.88	20.92	21.07	21.17
		50%	#0	--	--	21.00	21.12	21.03	21.15
		50%	#Mid	--	--	20.95	21.02	20.97	21.12
		50%	#Max	--	--	20.85	21.05	20.98	21.09
		100%	--	--	--	20.93	20.90	21.02	21.09
	64QAM	1	#0	--	--	20.99	21.07	21.13	21.12
		1	#Mid	--	--	20.85	21.10	21.11	21.15
		1	#Max	--	--	20.90	20.90	21.09	21.10
		50%	#0	--	--	20.99	21.12	21.06	21.14
		50%	#Mid	--	--	20.88	21.01	21.03	21.05
		50%	#Max	--	--	20.79	21.04	21.07	21.09
		100%	--	--	--	20.93	20.80	21.10	21.12

LTE Intra-Band Up-Link Carrier Aggregation

Number	Combination
1	5B
2	7C
3	41C
4	48C
5	66B
6	66C

P-Sensor OFF

2UL_CA_5B Maximum Average Output Power											
Channel	PCC					SCC					Total Power (dBm)
	BW (MHz)	Channel	Frequency (MHz)	RB No.	RB offset	BW (MHz)	Channel	Frequency (MHz)	RB No.	RB offset	QPSK
Low	10	20450	829	1	0	10	20549	838.9	0	0	22.33
Mid	10	20476	831.6	1	0	10	20575	841.5	0	0	22.47
High	10	20501	834.1	1	0	10	20600	844	0	0	22.31

2UL_CA_7C Maximum Average Output Power											
Channel	PCC					SCC					Total Power (dBm)
	BW (MHz)	Channel	Frequency (MHz)	RB No.	RB offset	BW (MHz)	Channel	Frequency (MHz)	RB No.	RB offset	QPSK
Low	20	20850	2510	1	0	20	21048	2529.8	0	0	23.15
Mid	20	21001	2525.1	1	0	20	21199	2544.9	0	0	23.43
High	20	21152	2540.2	1	0	20	21350	2560	0	0	23.12

2UL_CA_38C Maximum Average Output Power											
Channel	PCC					SCC					Total Power (dBm)
	BW (MHz)	Channel	Frequency (MHz)	RB No.	RB offset	BW (MHz)	Channel	Frequency (MHz)	RB No.	RB offset	QPSK
Low	20	37850	2580	1	0	10	38048	2599.8	0	0	23.12
Mid	20	37901	2585.1	1	0	20	38099	2604.9	0	0	23.16
High	20	37952	2590.2	1	0	20	38150	2610	0	0	23.09

2UL_CA_41C Maximum Average Output Power											
Channel	PCC					SCC					Total Power (dBm)
	BW (MHz)	Channel	Frequency (MHz)	RB No.	RB offset	BW (MHz)	Channel	Frequency (MHz)	RB No.	RB offset	QPSK
Low	20	39750	2506	1	0	20	39948	2525.8	0	0	23.22
Mid	20	40521	2583.1	1	0	20	40719	2602.9	0	0	23.32
High	20	41292	2660.2	1	0	20	41490	2680	0	0	23.24

2UL_CA_41C Maximum Average Output Power(HPUE)											
Channel	PCC					SCC					Total Power (dBm)
	BW (MHz)	Channel	Frequency (MHz)	RB No.	RB offset	BW (MHz)	Channel	Frequency (MHz)	RB No.	RB offset	QPSK
Low	20	39750	2506	1	0	20	39948	2525.8	0	0	26.12
Mid	20	40521	2583.1	1	0	20	40719	2602.9	0	0	26.25
High	20	41292	2660.2	1	0	20	41490	2680	0	0	26.09

P-Sensor ON

2UL_CA_5B Maximum Average Output Power											
Channel	PCC					SCC					Total Power (dBm)
	BW (MHz)	Channel	Frequency (MHz)	RB No.	RB offset	BW (MHz)	Channel	Frequency (MHz)	RB No.	RB offset	QPSK
Low	10	20450	829	1	0	10	20549	838.9	0	0	20.01
Mid	10	20476	831.6	1	0	10	20575	841.5	0	0	20.11
High	10	20501	834.1	1	0	10	20600	844	0	0	20.02

2UL_CA_7C Maximum Average Output Power											
Channel	PCC					SCC					Total Power (dBm)
	BW (MHz)	Channel	Frequency (MHz)	RB No.	RB offset	BW (MHz)	Channel	Frequency (MHz)	RB No.	RB offset	QPSK
Low	20	20850	2510	1	0	20	21048	2529.8	0	0	19.38
Mid	20	21001	2525.1	1	0	20	21199	2544.9	0	0	19.48
High	20	21152	2540.2	1	0	20	21350	2560	0	0	19.31

2UL_CA_41C Maximum Average Output Power											
Channel	PCC					SCC					Total Power (dBm)
	BW (MHz)	Channel	Frequency (MHz)	RB No.	RB offset	BW (MHz)	Channel	Frequency (MHz)	RB No.	RB offset	QPSK
Low	20	39750	2506	1	0	20	39948	2525.8	0	0	21.40
Mid	20	40521	2583.1	1	0	20	40719	2602.9	0	0	21.55
High	20	41292	2660.2	1	0	20	41490	2680	0	0	21.36

2UL_CA_41C Maximum Average Output Power(HPUE)											
Channel	PCC					SCC					Total Power (dBm)
	BW (MHz)	Channel	Frequency (MHz)	RB No.	RB offset	BW (MHz)	Channel	Frequency (MHz)	RB No.	RB offset	QPSK
Low	20	39750	2506	1	0	20	39948	2525.8	0	0	21.45
Mid	20	40521	2583.1	1	0	20	40719	2602.9	0	0	21.68
High	20	41292	2660.2	1	0	20	41490	2680	0	0	21.40

LTE Down-Link Carrier Aggregation

The tables is showing the supported frequency bands of the device for DL Inter-band and DL Intra-band combinations.

Index	2CC	Restriction	Completely Covered by Measurement Superset
2CC #1	CA_2A-2A		3CC #10
2CC #2	CA_2A-4A		3CC #15
2CC #3	CA_2A-5A		3CC #16
2CC #4	CA_2C		3CC #36
2CC #5	CA_2A-12A		3CC #1
2CC #6	CA_2A-13A		3CC #5
2CC #7	CA_2A-14A		3CC #6
2CC #8	CA_2A-28A		No
2CC #9	CA_2A-29A	B29 SCC Only	3CC #8
2CC #12	CA_2A-66A		3CC #17
2CC #13	CA_2A-71A		3CC #18
2CC #14	CA_4A-12A		3CC #41
2CC #15	CA_4A-13A		3CC #46
2CC #16	CA_4A-28A		No
2CC #17	CA_4A-29A	B29 SCC Only	3CC #47
2CC #19	CA_4A-7A		3CC #52
2CC #20	CA_4A-4A		3CC #45
2CC #21	CA_4A-5A		3CC #50
2CC #22	CA_4A-71A		3CC #49
2CC #23	CA_5A-25A		No
2CC #25	CA_5A-38A		No
2CC #26	CA_5A-40A		3CC #55
2CC #27	CA_5A-41A		No
2CC #28	CA_5A-5A		3CC #57
2CC #29	CA_5A-66A		3CC #58
2CC #30	CA_5A-7A		3CC #61
2CC #31	CA_5B		3CC #63
2CC #32	CA_7A-12A		3CC #52
2CC #33	CA_7A-20A		3CC #67
2CC #34	CA_7A-28A		No

2CC #35	CA_7A-42A		3CC #67
2CC #36	CA_7A-66A		No
2CC #37	CA_7A-7A		3CC #66
2CC #38	CA_7B		3CC #65
2CC #39	CA_7C		3CC #62
2CC #40	CA_7A-8A		3CC #66
2CC #41	CA_12A-12A		3CC #1
2CC #42	CA_12A-25A		No
2CC #44	CA_12A-66A		3CC #3
2CC #45	CA_12B		3CC #4
2CC #46	CA_13A-66A		3CC #74
2CC #48	CA_14A-66A		3CC #78
2CC #49	CA_25A-25A		3CC #79
2CC #50	CA_25A-26A		3CC #79
2CC #51	CA_26A-41A		3CC #80
2CC #53	CA_29A-66A	B29 SCC Only	3CC #9
2CC #55	CA_38C		No
2CC #56	CA_41A-41A		3CC #80
2CC #57	CA_41A-42A		No
2CC #58	CA_41C		3CC #84
2CC #61	CA_66A-66A		3CC #71
2CC #62	CA_66A-71A		3CC #88
2CC #63	CA_66B		3CC #72
2CC #64	CA_66C		3CC #76

Index	3CC	Restriction	Completely Covered by Measurement Superset
3CC #1	CA_2A-12A-12A		No
3CC #3	CA_2A-12A-66A		No
3CC #4	CA_2A-12B		No
3CC #5	CA_2A-13A-66A		No
3CC #7	CA_2A-14A-66A		No
3CC #9	CA_2A-29A-66A	B29 SCC Only	No
3CC #10	CA_2A-2A-12A		No
3CC #11	CA_2A-2A-13A		No
3CC #12	CA_2A-2A-14A		No
3CC #13	CA_2A-2A-29A	B29 SCC Only	No
3CC #15	CA_2A-2A-4A		No
3CC #16	CA_2A-2A-5A		No
3CC #17	CA_2A-2A-66A		No
3CC #18	CA_2A-2A-71A		No
3CC #21	CA_2A-4A-12A		No
3CC #22	CA_2A-4A-13A		No
3CC #23	CA_2A-4A-29A	B29 SCC Only	No
3CC #25	CA_2A-4A-4A		No
3CC #26	CA_2A-4A-5A		No
3CC #27	CA_2A-4A-71A		No
3CC #29	CA_2A-5A-66A		No
3CC #30	CA_2A-5B		No
3CC #31	CA_2A-66A-66A		No
3CC #32	CA_2A-66A-71A		No
3CC #33	CA_2A-66B		No
3CC #34	CA_2A-66C		No
3CC #35	CA_2A-7C		No
3CC #36	CA_2C-12A		No
3CC #37	CA_2C-29A	B29 SCC Only	No
3CC #39	CA_2C-66A		No
3CC #40	CA_2C-5A		No
3CC #41	CA_4A-12A-12A		No

3CC #43	CA_4A-12B		No
3CC #45	CA_4A-4A-12A		No
3CC #46	CA_4A-4A-13A		No
3CC #47	CA_4A-4A-29A	B29 SCC Only	No
3CC #48	CA_4A-4A-5A		No
3CC #49	CA_4A-4A-71A		No
3CC #51	CA_4A-5B		No
3CC #52	CA_4A-7A-12A		No
3CC #53	CA_4A-7C		No
3CC #55	CA_5A-40A-40A		No
3CC #56	CA_5A-40C		No
3CC #57	CA_5A-5A-66A		No
3CC #58	CA_5A-66A-66A		No
3CC #59	CA_5A-66B		No
3CC #60	CA_5A-66C		No
3CC #61	CA_5A-7A-7A		No
3CC #62	CA_5A-7C		No
3CC #64	CA_5B-66A		No
3CC #65	CA_7B-28A		No
3CC #66	CA_7A-7A-8A		No
3CC #67	CA_7A-20A-42A		No
3CC #68	CA_7C-8A		No
3CC #69	CA_7C-20A		No
3CC #71	CA_12A-66A-66A		No
3CC #72	CA_12A-66B		No
3CC #73	CA_12A-66C		No
3CC #74	CA_13A-66A-66A		No
3CC #75	CA_13A-66B		No
3CC #76	CA_13A-66C		No
3CC #78	CA_14A-66A-66A		No
3CC #79	CA_25A-25A-26A		No
3CC #80	CA_26A-41A-41A		No
3CC #81	CA_26A-41C		No
3CC #82	CA_41A-41C		No
3CC #83	CA_41A-42C		No

3CC #84	CA_41C-42A		No
3CC #85	CA_42D		No
3CC #88	CA_66A-66A-71A		No
3CC #89	CA_66A-66B		No
3CC #90	CA_66A-66C		No
3CC #91	CA_66C-71A		No
3CC #92	CA_66D		No

P-Sensor OFF

Two Component Carrier Maximum Couducted Power															
PCC							PCC DL		SCC				TX Power (dBm)		Configurations
Band	BW (MHz)	Modulation	RB No.	RB offest	Channel	Frequency (MHz)	Channel	Frequency (MHz)	Band	BW (MHz)	Channel	Frequency (MHz)	CA Active	CA Inactive	
LTE B2	20	QPSK	1	0	18900	1880	900	1960	LTE B28	20	9460	783	22.99	23.01	CA_2A-28A
LTE B4	20	QPSK	1	0	20175	1732.5	2175	2132.5	LTE B28	20	9460	783	22.85	23.08	CA_4A-28A
LTE B5	10	QPSK	1	0	20525	836.5	2525	881.5	LTE B25	20	8365	1962.5	22.72	22.73	CA_5A-25A
LTE B5	10	QPSK	1	0	20525	836.5	2525	881.5	LTE B38	20	38000	2595	22.71	22.73	CA_5A-38A
LTE B5	10	QPSK	1	0	20525	836.5	2525	881.5	LTE B41	20	40620	2593	22.69	22.73	CA_5A-41A
LTE B7	20	QPSK	1	0	21100	2535	3100	2655	LTE B28	20	9460	783	23.35	23.46	CA_7A-28A
LTE B7	20	QPSK	1	0	21100	2535	3100	2655	LTE B66	20	66985	2164.9	23.28	23.46	CA_7A-66A
LTE B12	10	QPSK	1	0	23095	707.5	5095	737.5	LTE B25	20	8365	1962.5	23.16	23.41	CA_12A-25A
LTE B38	20	QPSK	1	0	38000	2595	38000	2595	LTE B38	20	38099	2604.9	23.26	23.48	CA_38C
LTE B41	20	QPSK	1	0	40620	2593	40620	2593	LTE B42	20	42590	3500	23.11	23.41	CA_41A-42A

Two Component Carrier Maximum Couducted Power																			
PCC							PCC DL		SCC				SCC				TX Power (dBm)		Configurations
Band	BW (MHz)	Modulation	RB No.	RB offest	Channel	Frequency (MHz)	Channel	Frequency (MHz)	Band	BW (MHz)	Channel	Frequency (MHz)	Band	BW (MHz)	Channel	Frequency (MHz)	CA Active	CA Inactive	
LTE B2	20	QPSK	1	0	18900	1880	900	1960	LTE B12	10	5155	743.5	LTE B12	10	5155	743.5	23.01	23.01	CA_2A-12A-12A
LTE B2	20	QPSK	1	0	18900	1880	900	1960	LTE B12	10	5155	743.5	LTE B66	20	66786	2145	23.01	23.01	CA_2A-12A-66A
LTE B2	20	QPSK	1	0	18900	1880	900	1960	LTE B12	10	5071	735.1	LTE B12	10	5119	739.9	23.00	23.01	CA_2A-12B
LTE B2	20	QPSK	1	0	18900	1880	900	1960	LTE B13	10	5230	751	LTE B66	20	66786	2145	23.00	23.01	CA_2A-13A-66A
LTE B2	20	QPSK	1	0	18900	1880	900	1960	LTE B14	10	5330	763	LTE B66	20	66786	2145	23.01	23.01	CA_2A-14A-66A
LTE B2	20	QPSK	1	0	18900	1880	900	1960	LTE B29	10	9715	722.5	LTE B66	20	66786	2145	22.98	23.01	CA_2A-29A-66A
LTE B2	20	QPSK	1	0	18900	1880	900	1960	LTE B2	20	1100	1980	LTE B12	10	5155	743.5	22.99	23.01	CA_2A-2A-12A
LTE B2	20	QPSK	1	0	18900	1880	900	1960	LTE B2	20	1100	1980	LTE B13	10	5230	751	22.99	23.01	CA_2A-2A-13A
LTE B2	20	QPSK	1	0	18900	1880	900	1960	LTE B2	20	1100	1980	LTE B14	10	5330	763	23.00	23.01	CA_2A-2A-14A
LTE B2	20	QPSK	1	0	18900	1880	900	1960	LTE B2	20	1100	1980	LTE B29	10	9715	722.5	23.00	23.01	CA_2A-2A-29A
LTE B2	20	QPSK	1	0	18900	1880	900	1960	LTE B2	20	1100	1980	LTE B4	20	2175	2132.5	23.01	23.01	CA_2A-2A-4A
LTE B2	20	QPSK	1	0	18900	1880	900	1960	LTE B2	20	1100	1980	LTE B5	10	2575	886.5	23.00	23.01	CA_2A-2A-5A
LTE B2	20	QPSK	1	0	18900	1880	900	1960	LTE B2	20	1100	1980	LTE B66	20	66786	2145	22.97	23.01	CA_2A-2A-66A
LTE B2	20	QPSK	1	0	18900	1880	900	1960	LTE B2	20	1100	1980	LTE B71	20	68786	637	22.97	23.01	CA_2A-2A-71A
LTE B2	20	QPSK	1	0	18700	1860	700	1940	LTE B4	20	2175	2132.5	LTE B12	10	5155	743.5	22.91	22.93	CA_2A-4A-12A
LTE B2	20	QPSK	1	0	18700	1860	700	1940	LTE B4	20	2175	2132.5	LTE B13	10	5230	751	22.90	22.93	CA_2A-4A-13A
LTE B2	20	QPSK	1	0	18700	1860	700	1940	LTE B4	20	2175	2132.5	LTE B29	10	9715	722.5	22.90	22.93	CA_2A-4A-29A
LTE B2	20	QPSK	1	0	18900	1880	900	1960	LTE B4	20	2300	2145	LTE B4	20	2300	2145	23.00	23.01	CA_2A-4A-4A
LTE B2	20	QPSK	1	0	18900	1880	900	1960	LTE B4	20	2175	2132.5	LTE B5	10	2575	886.5	23.00	23.01	CA_2A-4A-5A
LTE B2	20	QPSK	1	0	18700	1860	700	1940	LTE B4	20	2175	2132.5	LTE B71	20	68786	637	22.91	22.93	CA_2A-4A-71A
LTE B2	20	QPSK	1	0	18900	1880	900	1960	LTE B5	10	2575	886.5	LTE B66	20	66786	2145	23.01	23.01	CA_2A-5A-66A
LTE B2	20	QPSK	1	0	18900	1880	900	1960	LTE B5	10	2476	876.6	LTE B5	10	2575	886.5	23.01	23.01	CA_2A-5B
LTE B2	20	QPSK	1	0	18900	1880	900	1960	LTE B66	20	66985	2164.9	LTE B66	20	66985	2164.9	23.01	23.01	CA_2A-66A-66A
LTE B2	20	QPSK	1	0	18900	1880	900	1960	LTE B66	20	66985	2164.9	LTE B71	20	68786	637	22.98	23.01	CA_2A-66A-71A
LTE B2	20	QPSK	1	0	18900	1880	900	1960	LTE B66	20	67056	2175	LTE B66	20	67185	2184.9	22.98	23.01	CA_2A-66B
LTE B2	20	QPSK	1	0	18900	1880	900	1960	LTE B66	20	67038	2170.2	LTE B66	20	67236	2190	23.00	23.01	CA_2A-66C
LTE B2	20	QPSK	1	0	18900	1880	900	1960	LTE B7	20	2850	2630	LTE B7	20	3350	2680	23.00	23.01	CA_2A-7C
LTE B2	20	QPSK	1	0	18900	1880	900	1960	LTE B2	20	801	1950.1	LTE B12	10	5155	743.5	22.95	23.01	CA_2C-12A
LTE B2	20	QPSK	1	0	18900	1880	900	1960	LTE B2	20	801	1950.1	LTE B29	10	9715	722.5	22.94	23.01	CA_2C-29A

LTE B2	20	QPSK	1	0	18900	1880	900	1960	LTE B2	20	801	1950.1	LTE B66	20	66985	2164.9	22.93	23.01	CA_2C-66A
LTE B2	20	QPSK	1	0	18900	1880	900	1960	LTE B2	20	801	1950.1	LTE B5	10	2575	886.5	22.99	23.01	CA_2C-5A
LTE B4	20	QPSK	1	0	20175	1732.5	2175	2132.5	LTE B12	10	5155	743.5	LTE B12	10	5155	743.5	23.05	23.08	CA_4A-12A-12A
LTE B4	20	QPSK	1	0	20175	1732.5	2175	2132.5	LTE B12	10	5048	732.8	LTE B12	10	5120	740	23.05	23.08	CA_4A-12B
LTE B4	20	QPSK	1	0	20175	1732.5	2175	2132.5	LTE B4	20	2300	2145	LTE B12	10	5155	743.5	23.06	23.08	CA_4A-4A-12A
LTE B4	20	QPSK	1	0	20175	1732.5	2175	2132.5	LTE B4	20	2300	2145	LTE B13	10	5230	751	23.06	23.08	CA_4A-4A-13A
LTE B4	20	QPSK	1	0	20175	1732.5	2175	2132.5	LTE B4	20	2300	2145	LTE B29	10	9715	722.5	23.00	23.08	CA_4A-4A-29A
LTE B4	20	QPSK	1	0	20175	1732.5	2175	2132.5	LTE B4	20	2300	2145	LTE B5	10	2525	881.5	23.00	23.08	CA_4A-4A-5A
LTE B4	20	QPSK	1	0	20175	1732.5	2175	2132.5	LTE B4	20	2300	2145	LTE B71	20	68786	637	23.01	23.08	CA_4A-4A-71A
LTE B4	20	QPSK	1	0	20175	1732.5	2175	2132.5	LTE B5	10	2476	876.6	LTE B5	10	2575	886.5	23.05	23.08	CA_4A-5B
LTE B4	20	QPSK	1	0	20175	1732.5	2175	2132.5	LTE B7	20	2850	2630	LTE B7	20	3350	2680	23.06	23.08	CA_4A-7C
LTE B4	20	QPSK	1	0	20175	1732.5	2175	2132.5	LTE B7	20	3100	2655	LTE B12	10	5155	743.5	23.06	23.08	CA_4A-7A-12A
LTE B5	10	QPSK	1	0	20525	836.5	2525	881.5	LTE B40	10	38700	2305	LTE B40	10	39600	2395	22.70	22.73	CA_5A-40A-40A
LTE B5	10	QPSK	1	0	20525	836.5	2525	881.5	LTE B40	10	39065	2340.6	LTE B40	10	39200	2355	22.69	22.73	CA_5A-40C
LTE B5	10	QPSK	1	0	20525	836.5	2525	881.5	LTE B5	10	2575	886.5	LTE B66	20	66786	2145	22.65	22.73	CA_5A-5A-66A
LTE B5	10	QPSK	1	0	20525	836.5	2525	881.5	LTE B66	20	66786	2145	LTE B66	20	66786	2145	22.64	22.73	CA_5A-66A-66A
LTE B5	10	QPSK	1	0	20525	836.5	2525	881.5	LTE B66	20	67056	2175	LTE B66	20	67185	2184.9	22.65	22.73	CA_5A-66B
LTE B5	10	QPSK	1	0	20525	836.5	2525	881.5	LTE B66	20	67038	2170.2	LTE B66	20	67236	2190	22.65	22.73	CA_5A-66C
LTE B5	10	QPSK	1	0	20525	836.5	2525	881.5	LTE B7	20	2850	2630	LTE B7	20	3350	2680	22.71	22.73	CA_5A-7A-7A
LTE B5	10	QPSK	1	0	20525	836.5	2525	881.5	LTE B7	20	3001	2645.1	LTE B7	20	3199	2664.9	22.72	22.73	CA_5A-7C
LTE B5	10	QPSK	1	0	20450	829	2450	874	LTE B5	10	2476	876.6	LTE B66	20	66786	2145	22.42	22.43	CA_5B-66A
LTE B7	20	QPSK	1	0	21100	2535	3100	2655	LTE B7	20	3169	2661.9	LTE B28	20	9460	783	23.42	23.46	CA_7B-28A
LTE B7	20	QPSK	1	0	21100	2535	3100	2655	LTE B7	20	3350	2680	LTE B8	10	3625	942.5	23.42	23.46	CA_7A-7A-8A
LTE B7	20	QPSK	1	0	21100	2535	3100	2655	LTE B20	20	6300	806	LTE B42	20	42590	3500	23.41	23.46	CA_7A-20A-42A
LTE B7	20	QPSK	1	0	21100	2535	3100	2655	LTE B7	20	3199	2664.9	LTE B8	10	3625	942.5	23.40	23.46	CA_7C-8A
LTE B7	20	QPSK	1	0	21100	2535	3100	2655	LTE B7	20	3199	2664.9	LTE B20	20	6300	806	23.38	23.46	CA_7C-20A
LTE B12	10	QPSK	1	0	23095	707.5	5095	737.5	LTE B66	20	67056	2175	LTE B66	20	67185	2184.9	23.39	23.41	CA_12A-66B
LTE B12	10	QPSK	1	0	23095	707.5	5095	737.5	LTE B66	20	67038	2170.2	LTE B66	20	67236	2190	23.35	23.41	CA_12A-66C
LTE B12	10	QPSK	1	0	23095	707.5	5095	737.5	LTE B66	20	66786	2145	LTE B66	20	66786	2145	23.38	23.41	CA_12A-66A-66A
LTE B13	10	QPSK	1	0	23230	782	5230	751	LTE B66	20	66786	2145	LTE B66	20	66786	2145	23.11	23.17	CA_13A-66A-66A
LTE B13	10	QPSK	1	0	23230	782	5230	751	LTE B66	20	67056	2175	LTE B66	20	67185	2184.9	23.15	23.17	CA_13A-66B
LTE B13	10	QPSK	1	0	23230	782	5230	751	LTE B66	20	67038	2170.2	LTE B66	20	67236	2190	23.09	23.17	CA_13A-66C
LTE B14	10	QPSK	1	0	23330	793	5330	763	LTE B66	20	66786	2145	LTE B66	20	66786	2145	22.79	22.83	CA_14A-66A-66A
LTE B25	10	QPSK	1	0	26365	1882.5	8365	1962.5	LTE B25	10	8590	1985	LTE B26	10	8865	876.5	23.11	23.21	CA_25A-25A-26A
LTE B26	10	QPSK	1	0	26865	831.5	8865	876.5	LTE B41	20	39750	2506	LTE B41	20	41565	2687.5	23.20	23.26	CA_26A-41A-41A

LTE B26	10	QPSK	1	0	26865	831.5	8865	876.5	LTE B41	20	40521	2583.1	LTE B41	20	40719	2602.9	23.19	23.26	CA_26A-41C
LTE B41	20	QPSK	1	0	40620	2593	40620	2593	LTE B41	20	40521	2583.1	LTE B41	20	40719	2602.9	23.39	23.41	CA_41A-41C
LTE B41	20	QPSK	1	0	40620	2593	40620	2593	LTE B42	20	42491	3490.1	LTE B42	20	42689	3509.9	23.35	23.41	CA_41A-42C
LTE B42	20	QPSK	1	0	43340	3575	43340	3575	LTE B41	20	40521	2583.1	LTE B41	20	40719	2602.9	23.21	23.28	CA_41C-42A
LTE B42	20	QPSK	1	0	43340	3575	43340	3575	LTE B42	20	42491	3490.1	LTE B42	20	42689	3509.9	23.21	23.28	CA_42D
LTE B66	20	QPSK	1	0	132072	1720	66536	2120	LTE B66	20	66786	2145	LTE B71	20	68786	637	23.06	23.36	CA_66A-66A-71A
LTE B66	20	QPSK	1	0	132072	1720	66536	2120	LTE B66	20	67056	2175	LTE B66	20	67185	2184.9	23.11	23.36	CA_66A-66B
LTE B66	20	QPSK	1	0	132072	1720	66536	2120	LTE B66	20	67038	2170.2	LTE B66	20	67236	2190	23.33	23.36	CA_66A-66C
LTE B66	20	QPSK	1	0	132072	1720	66536	2120	LTE B66	20	67038	2170.2	LTE B71	20	68786	637	23.32	23.36	CA_66C-71A
LTE B66	20	QPSK	1	0	132072	1720	66536	2120	LTE B66	20	66886	2155	LTE B66	20	67084	2174.8	23.30	23.36	CA_66D

P-Sensor On

Two Component Carrier Maximum Couducted Power															
PCC							PCC DL		SCC				TX Power (dBm)		Configurations
Band	BW (MHz)	Modulation	RB No.	RB offest	Channel	Frequency (MHz)	Channel	Frequency (MHz)	Band	BW (MHz)	Channel	Frequency (MHz)	CA Active	CA Inactive	
LTE B2	20	QPSK	1	0	18900	1880	900	1960	LTE B28	20	9460	783	19.22	19.22	CA_2A-28A
LTE B4	20	QPSK	1	0	20175	1732.5	2175	2132.5	LTE B28	20	9460	783	17.91	17.94	CA_4A-28A
LTE B5	10	QPSK	1	0	20525	836.5	2525	881.5	LTE B25	20	8365	1962.5	20.10	20.14	CA_5A-25A
LTE B5	10	QPSK	1	0	20525	836.5	2525	881.5	LTE B38	20	38000	2595	20.14	20.14	CA_5A-38A
LTE B5	10	QPSK	1	0	20525	836.5	2525	881.5	LTE B41	20	40620	2593	20.11	20.14	CA_5A-41A
LTE B7	20	QPSK	1	0	21100	2535	3100	2655	LTE B28	20	9460	783	19.59	19.61	CA_7A-28A
LTE B7	20	QPSK	1	0	21100	2535	3100	2655	LTE B66	20	66985	2164.9	19.60	19.61	CA_7A-66A
LTE B12	10	QPSK	1	0	23095	707.5	5095	737.5	LTE B25	20	8365	1962.5	20.40	20.43	CA_12A-25A
LTE B41	20	QPSK	1	0	40620	2593	40620	2593	LTE B42	20	42590	3500	21.66	21.68	CA_41A-42A

Two Component Carrier Maximum Couducted Power																			
PCC							PCC DL		SCC				SCC				TX Power (dBm)		Configurations
Band	BW (MHz)	Modulation	RB No.	RB offest	Channel	Frequency (MHz)	Channel	Frequency (MHz)	Band	BW (MHz)	Channel	Frequency (MHz)	Band	BW (MHz)	Channel	Frequency (MHz)	CA Active	CA Inactive	
LTE B2	20	QPSK	1	0	18900	1880	900	1960	LTE B12	10	5155	743.5	LTE B12	10	5155	743.5	19.21	19.22	CA_2A-12A-12A
LTE B2	20	QPSK	1	0	18900	1880	900	1960	LTE B12	10	5155	743.5	LTE B66	20	66786	2145	19.20	19.22	CA_2A-12A-66A
LTE B2	20	QPSK	1	0	18900	1880	900	1960	LTE B12	10	5071	735.1	LTE B12	10	5119	739.9	19.19	19.22	CA_2A-12B
LTE B2	20	QPSK	1	0	18900	1880	900	1960	LTE B13	10	5230	751	LTE B66	20	66786	2145	19.19	19.22	CA_2A-13A-66A
LTE B2	20	QPSK	1	0	18900	1880	900	1960	LTE B14	10	5330	763	LTE B66	20	66786	2145	19.18	19.22	CA_2A-14A-66A
LTE B2	20	QPSK	1	0	18900	1880	900	1960	LTE B29	10	9715	722.5	LTE B66	20	66786	2145	19.17	19.22	CA_2A-29A-66A
LTE B2	20	QPSK	1	0	18900	1880	900	1960	LTE B2	20	1100	1980	LTE B12	10	5155	743.5	19.21	19.22	CA_2A-2A-12A
LTE B2	20	QPSK	1	0	18900	1880	900	1960	LTE B2	20	1100	1980	LTE B13	10	5230	751	19.22	19.22	CA_2A-2A-13A
LTE B2	20	QPSK	1	0	18900	1880	900	1960	LTE B2	20	1100	1980	LTE B14	10	5330	763	19.22	19.22	CA_2A-2A-14A
LTE B2	20	QPSK	1	0	18900	1880	900	1960	LTE B2	20	1100	1980	LTE B29	10	9715	722.5	19.21	19.22	CA_2A-2A-29A
LTE B2	20	QPSK	1	0	18900	1880	900	1960	LTE B2	20	1100	1980	LTE B4	20	2175	2132.5	19.19	19.22	CA_2A-2A-4A
LTE B2	20	QPSK	1	0	18900	1880	900	1960	LTE B2	20	1100	1980	LTE B5	10	2575	886.5	19.19	19.22	CA_2A-2A-5A
LTE B2	20	QPSK	1	0	18900	1880	900	1960	LTE B2	20	1100	1980	LTE B66	20	66786	2145	19.18	19.22	CA_2A-2A-66A
LTE B2	20	QPSK	1	0	18900	1880	900	1960	LTE B2	20	1100	1980	LTE B71	20	68786	637	19.18	19.22	CA_2A-2A-71A
LTE B2	20	QPSK	1	0	18900	1880	900	1960	LTE B4	20	2175	2132.5	LTE B12	10	5155	743.5	19.17	19.22	CA_2A-4A-12A
LTE B2	20	QPSK	1	0	18900	1880	900	1960	LTE B4	20	2175	2132.5	LTE B13	10	5230	751	19.15	19.22	CA_2A-4A-13A
LTE B2	20	QPSK	1	0	18900	1880	900	1960	LTE B4	20	2175	2132.5	LTE B29	10	9715	722.5	19.14	19.22	CA_2A-4A-29A
LTE B2	20	QPSK	1	0	18900	1880	900	1960	LTE B4	20	2300	2145	LTE B4	20	2300	2145	19.11	19.22	CA_2A-4A-4A
LTE B2	20	QPSK	1	0	18900	1880	900	1960	LTE B4	20	2175	2132.5	LTE B5	10	2575	886.5	19.12	19.22	CA_2A-4A-5A
LTE B2	20	QPSK	1	0	18900	1880	900	1960	LTE B4	20	2175	2132.5	LTE B71	20	68786	637	19.12	19.22	CA_2A-4A-71A
LTE B2	20	QPSK	1	0	18900	1880	900	1960	LTE B5	10	2575	886.5	LTE B66	20	66786	2145	19.14	19.22	CA_2A-5A-66A
LTE B2	20	QPSK	1	0	18900	1880	900	1960	LTE B5	10	2476	876.6	LTE B5	10	2575	886.5	19.20	19.22	CA_2A-5B
LTE B2	20	QPSK	1	0	18900	1880	900	1960	LTE B66	20	66985	2164.9	LTE B66	20	66985	2164.9	19.21	19.22	CA_2A-66A-66A
LTE B2	20	QPSK	1	0	18900	1880	900	1960	LTE B66	20	66985	2164.9	LTE B71	20	68786	637	19.21	19.22	CA_2A-66A-71A
LTE B2	20	QPSK	1	0	18900	1880	900	1960	LTE B66	20	67056	2175	LTE B66	20	67185	2184.9	19.18	19.22	CA_2A-66B
LTE B2	20	QPSK	1	0	18900	1880	900	1960	LTE B66	20	67038	2170.2	LTE B66	20	67236	2190	19.18	19.22	CA_2A-66C
LTE B2	20	QPSK	1	0	18900	1880	900	1960	LTE B7	20	2850	2630	LTE B7	20	3350	2680	19.19	19.22	CA_2A-7C
LTE B2	20	QPSK	1	0	18900	1880	900	1960	LTE B2	20	801	1950.1	LTE B12	10	5155	743.5	19.20	19.22	CA_2C-12A
LTE B2	20	QPSK	1	0	18900	1880	900	1960	LTE B2	20	801	1950.1	LTE B29	10	9715	722.5	19.20	19.22	CA_2C-29A

LTE B2	20	QPSK	1	0	18900	1880	900	1960	LTE B2	20	801	1950.1	LTE B66	20	66985	2164.9	19.18	19.22	CA_2C-66A
LTE B2	20	QPSK	1	0	18900	1880	900	1960	LTE B2	20	801	1950.1	LTE B5	10	2575	886.5	19.17	19.22	CA_2C-5A
LTE B4	20	QPSK	1	0	20175	1732.5	2175	2132.5	LTE B12	10	5155	743.5	LTE B12	10	5155	743.5	17.91	17.94	CA_4A-12A-12A
LTE B4	20	QPSK	1	0	20175	1732.5	2175	2132.5	LTE B12	10	5048	732.8	LTE B12	10	5120	740	17.90	17.94	CA_4A-12B
LTE B4	20	QPSK	1	0	20175	1732.5	2175	2132.5	LTE B4	20	2300	2145	LTE B12	10	5155	743.5	17.91	17.94	CA_4A-4A-12A
LTE B4	20	QPSK	1	0	20175	1732.5	2175	2132.5	LTE B4	20	2300	2145	LTE B13	10	5230	751	17.92	17.94	CA_4A-4A-13A
LTE B4	20	QPSK	1	0	20175	1732.5	2175	2132.5	LTE B4	20	2300	2145	LTE B29	10	9715	722.5	17.93	17.94	CA_4A-4A-29A
LTE B4	20	QPSK	1	0	20175	1732.5	2175	2132.5	LTE B4	20	2300	2145	LTE B5	10	2525	881.5	17.91	17.94	CA_4A-4A-5A
LTE B4	20	QPSK	1	0	20175	1732.5	2175	2132.5	LTE B4	20	2300	2145	LTE B71	20	68786	637	17.91	17.94	CA_4A-4A-71A
LTE B4	20	QPSK	1	0	20175	1732.5	2175	2132.5	LTE B5	10	2476	876.6	LTE B5	10	2575	886.5	17.90	17.94	CA_4A-5B
LTE B4	20	QPSK	1	0	20175	1732.5	2175	2132.5	LTE B7	20	2850	2630	LTE B7	20	3350	2680	17.90	17.94	CA_4A-7C
LTE B4	20	QPSK	1	0	20175	1732.5	2175	2132.5	LTE B7	20	3100	2655	LTE B12	10	5155	743.5	17.92	17.94	CA_4A-7A-12A
LTE B5	10	QPSK	1	0	20525	836.5	2525	881.5	LTE B40	10	38700	2305	LTE B40	10	39600	2395	20.10	20.14	CA_5A-40A-40A
LTE B5	10	QPSK	1	0	20525	836.5	2525	881.5	LTE B40	10	39065	2340.6	LTE B40	10	39200	2355	20.12	20.14	CA_5A-40C
LTE B5	10	QPSK	1	0	20525	836.5	2525	881.5	LTE B5	10	2575	886.5	LTE B66	20	66786	2145	20.12	20.14	CA_5A-5A-66A
LTE B5	10	QPSK	1	0	20525	836.5	2525	881.5	LTE B66	20	66786	2145	LTE B66	20	66786	2145	20.13	20.14	CA_5A-66A-66A
LTE B5	10	QPSK	1	0	20525	836.5	2525	881.5	LTE B66	20	67056	2175	LTE B66	20	67185	2184.9	20.14	20.14	CA_5A-66B
LTE B5	10	QPSK	1	0	20525	836.5	2525	881.5	LTE B66	20	67038	2170.2	LTE B66	20	67236	2190	20.10	20.14	CA_5A-66C
LTE B5	10	QPSK	1	0	20525	836.5	2525	881.5	LTE B7	20	2850	2630	LTE B7	20	3350	2680	20.11	20.14	CA_5A-7A-7A
LTE B5	10	QPSK	1	0	20525	836.5	2525	881.5	LTE B7	20	3001	2645.1	LTE B7	20	3199	2664.9	20.14	20.14	CA_5A-7C
LTE B5	10	QPSK	1	0	20525	836.5	2525	881.5	LTE B5	10	2476	876.6	LTE B66	20	66786	2145	20.12	20.14	CA_5B-66A
LTE B7	20	QPSK	1	0	21100	2535	3100	2655	LTE B7	20	3169	2661.9	LTE B28	20	9460	783	19.59	19.61	CA_7B-28A
LTE B7	20	QPSK	1	0	21100	2535	3100	2655	LTE B7	20	3350	2680	LTE B8	10	3625	942.5	19.60	19.61	CA_7A-7A-8A
LTE B7	20	QPSK	1	0	21100	2535	3100	2655	LTE B20	20	6300	806	LTE B42	20	42590	3500	19.60	19.61	CA_7A-20A-42A
LTE B7	20	QPSK	1	0	21100	2535	3100	2655	LTE B7	20	3199	2664.9	LTE B8	10	3625	942.5	19.59	19.61	CA_7C-8A
LTE B7	20	QPSK	1	0	21100	2535	3100	2655	LTE B7	20	3199	2664.9	LTE B20	20	6300	806	19.59	19.61	CA_7C-20A
LTE B12	10	QPSK	1	0	23095	707.5	5095	737.5	LTE B66	20	67056	2175	LTE B66	20	67185	2184.9	20.40	20.43	CA_12A-66B
LTE B12	10	QPSK	1	0	23095	707.5	5095	737.5	LTE B66	20	67038	2170.2	LTE B66	20	67236	2190	20.40	20.43	CA_12A-66C
LTE B12	10	QPSK	1	0	23095	707.5	5095	737.5	LTE B66	20	66786	2145	LTE B66	20	66786	2145	20.42	20.43	CA_12A-66A-66A
LTE B13	10	QPSK	1	0	23230	782	5230	751	LTE B66	20	66786	2145	LTE B66	20	66786	2145	20.20	20.21	CA_13A-66A-66A
LTE B13	10	QPSK	1	0	23230	782	5230	751	LTE B66	20	67056	2175	LTE B66	20	67185	2184.9	20.19	20.21	CA_13A-66B
LTE B13	10	QPSK	1	0	23230	782	5230	751	LTE B66	20	67038	2170.2	LTE B66	20	67236	2190	20.20	20.21	CA_13A-66C
LTE B14	10	QPSK	1	0	23330	793	5330	763	LTE B66	20	66786	2145	LTE B66	20	66786	2145	19.88	19.89	CA_14A-66A-66A
LTE B25	10	QPSK	1	0	26365	1882.5	8365	1962.5	LTE B25	10	8590	1985	LTE B26	10	8865	876.5	19.45	19.46	CA_25A-25A-26A
LTE B26	10	QPSK	1	0	26865	831.5	8865	876.5	LTE B41	20	39750	2506	LTE B41	20	41565	2687.5	20.38	20.39	CA_26A-41A-41A

LTE B26	10	QPSK	1	0	26865	831.5	8865	876.5	LTE B41	20	40521	2583.1	LTE B41	20	40719	2602.9	20.39	20.39	CA_26A-41C
LTE B41	20	QPSK	1	0	40620	2593	40620	2593	LTE B41	20	40521	2583.1	LTE B41	20	40719	2602.9	21.65	21.68	CA_41A-41C
LTE B41	20	QPSK	1	0	40620	2593	40620	2593	LTE B42	20	42491	3490.1	LTE B42	20	42689	3509.9	21.66	21.68	CA_41A-42C
LTE B42	20	QPSK	1	0	42590	3500	42590	3500	LTE B41	20	40521	2583.1	LTE B41	20	40719	2602.9	21.33	21.35	CA_41C-42A
LTE B42	20	QPSK	1	0	42590	3500	42590	3500	LTE B42	20	41888	3429.8	LTE B42	20	42086	3449.6	21.35	21.35	CA_42D
LTE B66	20	QPSK	1	0	132072	1720	66536	2120	LTE B66	20	66786	2145	LTE B71	20	68786	637	18.32	18.35	CA_66A-66A-71A
LTE B66	20	QPSK	1	0	132072	1720	66536	2120	LTE B66	20	67056	2175	LTE B66	20	67185	2184.9	18.32	18.35	CA_66A-66B
LTE B66	20	QPSK	1	0	132072	1720	66536	2120	LTE B66	20	67038	2170.2	LTE B66	20	67236	2190	18.31	18.35	CA_66A-66C
LTE B66	20	QPSK	1	0	132072	1720	66536	2120	LTE B66	20	67038	2170.2	LTE B71	20	68786	637	18.34	18.35	CA_66C-71A
LTE B66	20	QPSK	1	0	132072	1720	66536	2120	LTE B66	20	66886	2155	LTE B66	20	67084	2174.8	18.33	18.35	CA_66D

9. Proximity Sensor

9.1 Proximity sensor triggering distances

According the KDB 616217 Section 6.2, The following procedures should be applied to determine proximity sensor triggering distances for the back surface and individual edges of a tablet.

a) The relevant transmitter should be set to operate at its normal maximum output power.
b) The entire back surface or edge of the tablet is positioned below a flat phantom filled with the required tissue-equivalent medium, and positioned at least 20 mm further than the distance that triggers power reduction.
c) It should be ensured that the cables required for power measurements are not interfering with the proximity sensor. Cable losses should be properly compensated to report the measured power results.
d) The back surface or edge is moved toward the phantom in 3 mm steps until the sensor triggers.
e) The back surface or edge is then moved back (further away) from the phantom by at least 5 mm or until maximum output power is returned to the normal maximum level.
f) The back surface or edge is again moved toward the phantom, but in 1 mm steps, until it is at least 5 mm past the triggering point or touching the phantom. If 1 mm resolution is not suitable for the sensor triggering sensitivity, a KDB inquiry should be submitted to determine alternative test configurations.
g) If the tablet is not touching the phantom, it is moved in 3 mm steps until it touches the phantom to confirm that the sensor remains triggered and the maximum power stays reduced.
h) The process is then reversed by moving the tablet away from the phantom according to steps d) to g), to determine triggering release, until it is at least 10 mm beyond the point that triggers the return of normal maximum power.
i) The measured output power within 5 mm of the triggering points, or until the tablet is touching the phantom, for movements to and from the phantom should be tabulated in the SAR report.
j) If the sensor design and implementation allow additional variations for triggering distance tolerances, multiple samples should be tested to determine the most conservative distance required for SAR evaluation.
k) To ensure all production units are compliant, it is generally necessary to reduce the triggering distance determined from the triggering tests by 1 mm, or more if it is necessary, and use the smallest distance for movements to and from the phantom, minus 1 mm, as the sensor triggering distance for determining the SAR measurement distance.

9.2 Procedures for determining antenna and proximity sensor coverage

Proximity sensors are not normally designed to cover the entire back surface or edges of a tablet. The sensing regions are usually limited to areas near the sensor element. The following are used to determine if additional SAR measurements may be necessary due to sensor and antenna offset.

a) The back surface or edge of the tablet is positioned at a test separation distance less than or equal to the distance required for back surface or edge triggering, with both the antenna and sensor pad located at least 20 mm laterally outside the edge (boundary) of the phantom, along the direction of maximum antenna and sensor offset. For the back surface, if the direction of maximum offset is not aligned with the tablet coordinates (physical edges) the tablet test position would not be aligned with the phantom coordinates (orientations). Each applicable tablet edge should be positioned perpendicularly to the phantom to determine sensor coverage. For antennas and/or sensors located near the corner of a tablet, both adjacent edges must be considered.
b) The similar sequence of steps applied to determine sensor triggering distance in 6.2 are used to verify back surface and edge sensor coverage by moving the tablet (sensor and antenna) horizontally toward the phantom while maintaining the same vertical separation between the back surface or edge and the phantom.
c) After the exact location where triggering of power reduction is determined, with respect to the sensor and antenna, the tablet movement should be continued, in 3 mm increments, until both the sensor and antenna(s) are fully under the phantom and at least 20 mm inside the phantom edge.
d) The process is then repeated from the opposite direction, starting at the other end of the maximum antenna and sensor offset, by rotating the tablet 180 along the vertical axis.
e) The triggering points should be documented graphically, with the antenna and sensor clearly identified, along with all relevant dimensions.
f) If the subsequently measured peak SAR location for the antenna is not between the triggering points, established by the sensor coverage tests from opposite ends of the antenna and sensor, additional SAR tests may be required for conditions where only part of the back surface or edge of a tablet corresponding to the antenna is in proximity to the user and the sensor may not be triggering as desired. A KDB inquiry must be submitted by the test lab to determine if additional tests are required and the proper test configurations to use for testing. This may include situations where the sensor coverage region is too small for the antenna, the sensor is located too far away from the antenna, the sensor location is insufficient to cover multiple antennas or the antenna is at the corner of a tablet etc.

9.3 Procedures for determining tablet tilt angle influences to proximity sensor triggering

a) The influence of table tilt angles to proximity sensor triggering is determined by positioning each tablet edge that contains a transmitting antenna, perpendicular to the flat phantom, at the smallest sensor triggering test distance determined in 9.1 and 9.2 by rotating the tablet around the edge next to the phantom in ≤ 10 ° increments until the tablet is 45 ° or more from the vertical position at 0 ° .

b) If sensor triggering is released and normal maximum output power is restored within the 45 ° range, the procedures in step a) should be repeated by reducing the tablet to phantom separation distance by 1 mm until the proximity sensor no longer releases triggering, and maximum output power remains in the reduced mode.

c) The smallest separation distance determined in steps a) and b), minus 1 mm, is the sensor triggering distance for tablet tilt coverage. The smallest separation distance determined in 9.1, 9.2 and 9.3 for each triggering condition minus 1 mm should be used in the SAR measurements.

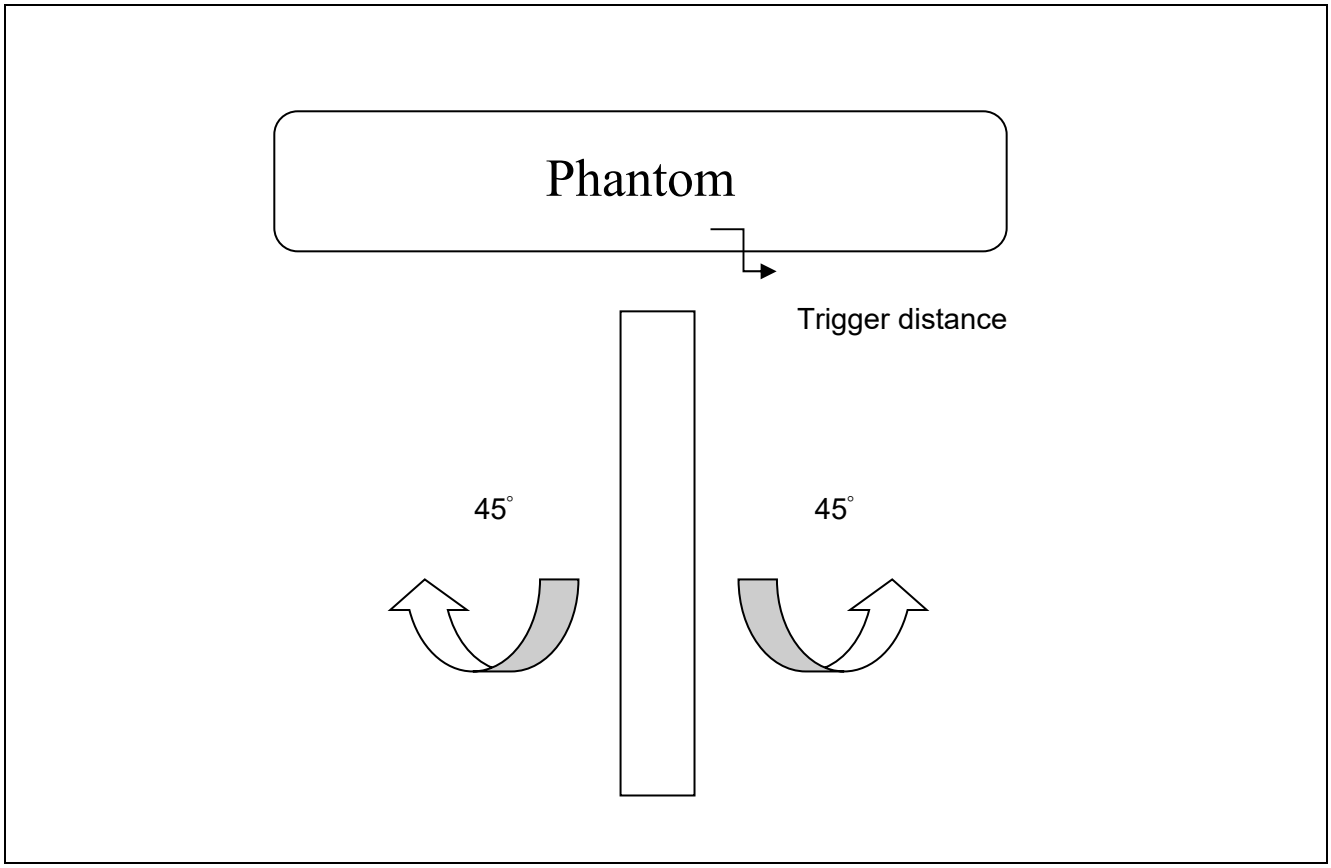

9.4 Summary of trigger distance

Mode	Back	
	Moving toward phantom	Moving from phantom
WWAN	9mm	11mm

Note: The smallest separation distance determined in each triggering condition minus 1 mm should be used in the SAR measurements.

Back, DUT Moving Toward (Trigger) and Away (Release) from the phantom

Distance to DUT vs. Output Power in dBm										
Distance (mm)	5	6	7	8	9	10	11	12	13	14
LTE Band 7	19.28	19.26	19.30	19.31	19.29	23.33	23.40	23.39	23.41	23.35
LTE Band 13	20.29	20.33	20.30	20.30	20.32	23.39	23.30	23.34	23.40	23.38
LTE Band 14	19.38	19.31	19.34	19.29	19.37	22.79	22.81	22.80	22.77	22.73
LTE Band 25	19.19	19.20	19.17	19.22	19.25	23.20	23.19	23.15	23.11	23.21
LTE Band 26	20.18	20.16	20.20	20.21	20.19	23.23	23.30	23.29	23.31	23.25
LTE Band 41	21.49	21.56	21.51	21.54	21.59	23.30	23.29	23.31	23.25	23.28
LTE Band 41_HPUE	21.59	21.50	21.55	21.59	21.53	26.21	26.19	26.16	26.20	26.17
LTE Band 42	21.20	21.19	21.15	21.13	21.10	23.33	23.36	23.40	23.32	23.35
LTE Band 66	18.21	18.25	18.22	18.19	18.26	23.26	23.33	23.29	23.31	23.30

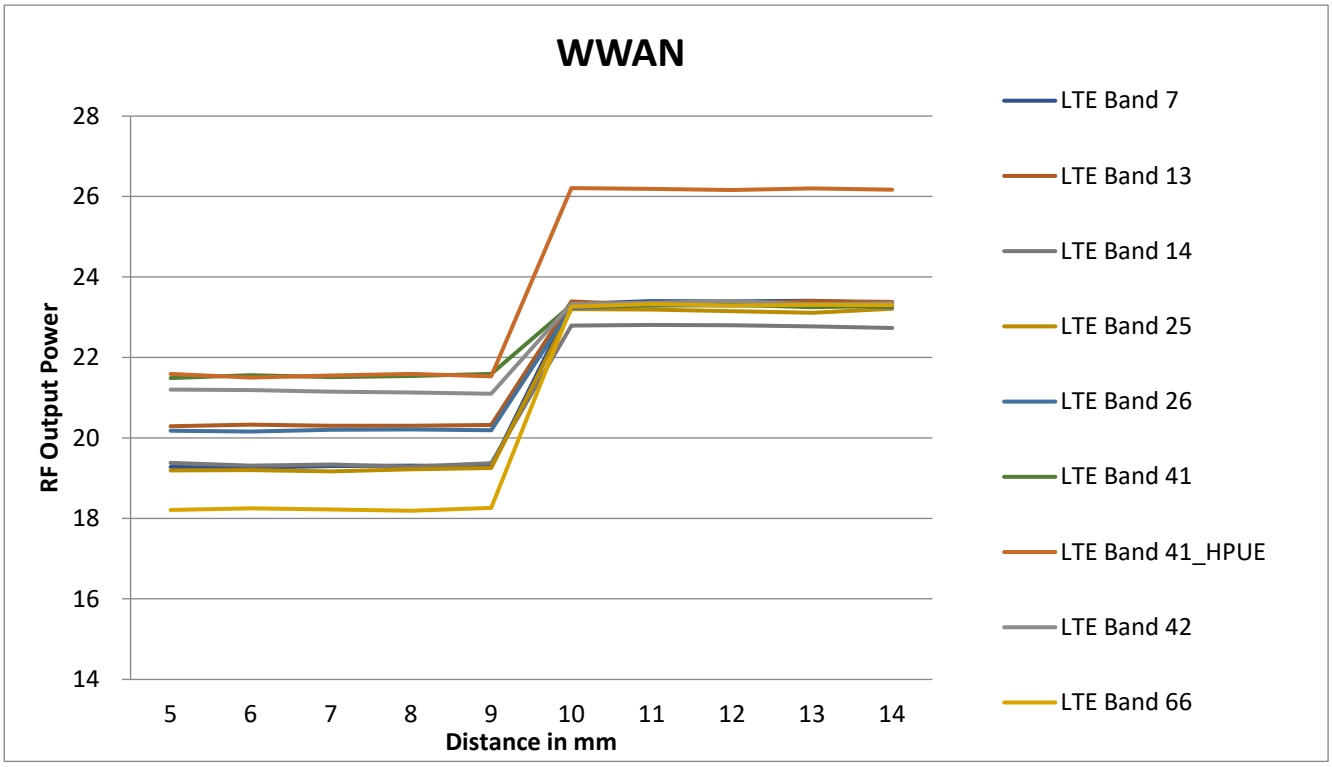

Mode	Top	
	Moving toward phantom	Moving from phantom
WWAN	20mm	22mm

Note: The smallest separation distance determined in each triggering condition minus 1 mm should be used in the SAR measurements.

Top, DUT Moving Toward (Trigger) and Away (Release) from the phantom

Distance to DUT vs. Output Power in dBm										
Distance (mm)	16	17	18	19	20	21	22	23	24	25
LTE Band 7	19.51	19.60	19.62	19.60	19.61	23.30	23.20	23.42	23.29	23.37
LTE Band 12	20.21	20.27	20.20	20.20	20.23	23.31	23.28	23.30	23.33	23.29
LTE Band 13	20.37	20.23	20.29	20.22	20.29	23.38	23.31	23.36	23.32	23.25
LTE Band 14	19.65	19.61	19.57	19.65	19.69	22.89	22.81	22.81	22.80	22.90
LTE Band 25	19.21	19.18	19.28	19.29	19.19	23.20	23.26	23.24	23.25	23.18
LTE Band 26	20.27	20.31	20.28	20.33	20.31	23.21	23.22	23.27	23.16	23.21
LTE Band 41_HPUE	21.67	21.53	21.60	21.59	21.59	26.28	26.25	26.19	26.24	26.23
LTE Band 43	19.33	19.37	19.32	19.23	19.26	23.32	23.27	23.39	23.24	23.29
LTE Band 66	18.17	18.18	18.21	18.18	18.21	23.18	23.25	23.28	23.25	23.27
LTE Band 71	21.32	21.44	21.41	21.46	21.39	23.23	23.27	23.12	23.29	23.23

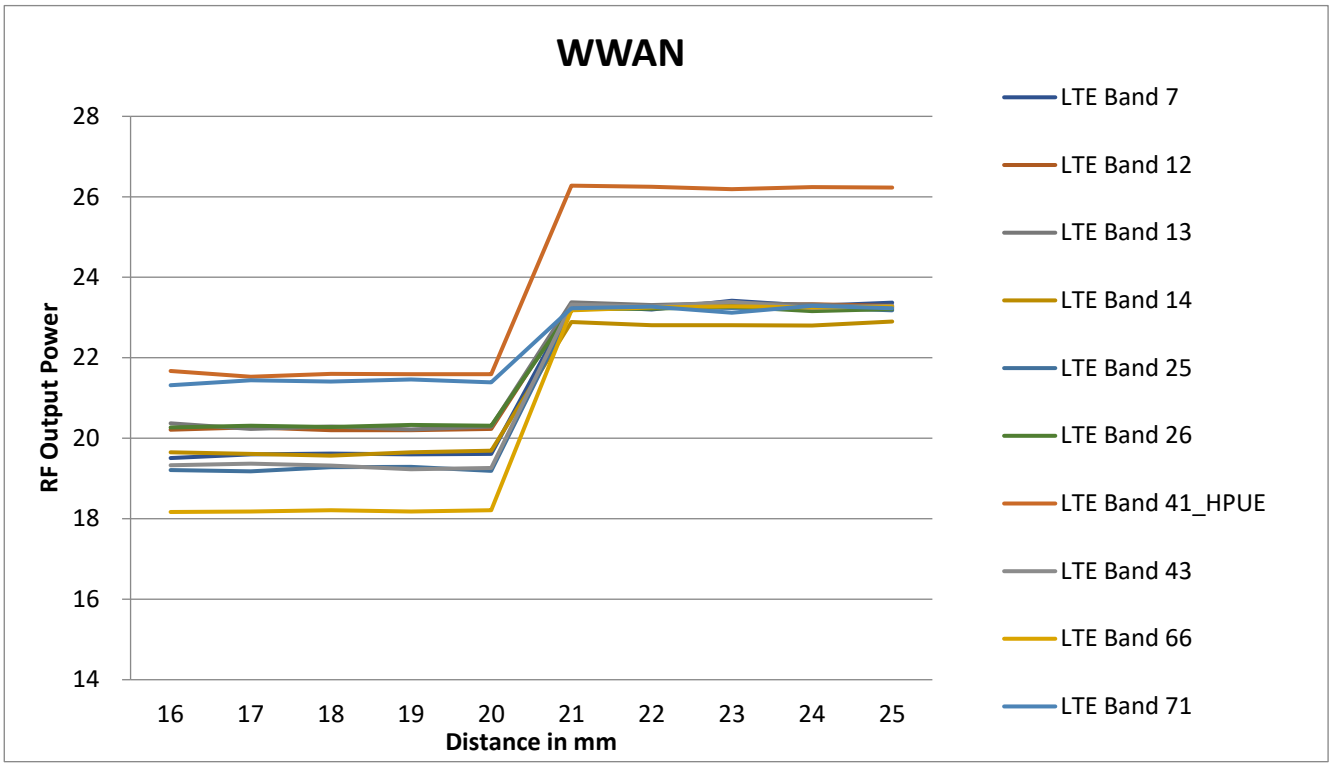

10. Test Results

10.1 Test Results Summary

SAR MEASUREMENT									
Ambient Temperature (°C): 23.1±2					Relative Humidity (%): 56%				
Liquid Temperature (°C): 22.1±2					Depth of Liquid (cm): >15				
Test Position	Dist. (mm)	Frequency		Conducted Power (dBm)		Duty Cycle %	SAR (W/kg)		Plot No.
		Ch.	MHz	Meas.	Tune-Up Limit		Meas-1g	Scaled-1g	
Test Mode: WLAN2.4GHz_802.11b-1M_Ant Main									
Back	0	6	2437	13.97	14.5	99	0.083	0.094	
Right-side	0	1	2412	13.94	14.5	99	0.603	0.693	
Right-side	0	6	2437	13.97	14.5	99	0.585	0.668	
Right-side	0	11	2462	13.95	14.5	99	0.643	0.737	
Test Mode: WLAN2.4GHz_802.11b-1M_Ant Aux									
Back	0	6	2437	13.96	14.5	99	0.690	0.789	
Bottom	0	1	2412	13.84	14.5	99	0.750	0.882	
Bottom	0	6	2437	13.96	14.5	99	0.880	1.006	
Bottom	0	11	2462	13.93	14.5	99	0.940	**1.083**	543
Test Mode: Bluetooth_BT-1M_Ant Aux									
Back	0	39	2441	9.45	10	99	0.290	0.332	
Bottom	0	39	2441	9.45	10	99	0.348	0.399	505

Note:

1. When the highest reported SAR for DSSS is adjusted by the ratio of OFDM to DSSS specified maximum output power and the adjusted SAR is ≤ 1.2 W/kg, SAR is not required.
2. When the reported SAR of the highest measured maximum output power channel for the exposure configuration is ≤ 0.8 W/kg, no further SAR testing is required in that exposure configuration.

SAR MEASUREMENT									
Ambient Temperature (°C): 23±2					Relative Humidity (%): 55%				
Liquid Temperature (°C): 22±2					Depth of Liquid (cm): >15				
Test Position	Dist. (mm)	Frequency		Conducted Power (dBm)		Duty Cycle %	SAR (W/kg)		Plot No.
		Ch.	MHz	Meas.	Tune-Up Limit		Meas-1g	Scaled-1g	
Test Mode: WLAN5GHz_802.11ac80-VHT0_Ant Main									
Back	0	58	5290	10.96	11	99	0.104	0.106	
Right-side	0	58	5290	10.96	11	99	0.764	0.779	
Test Mode: WLAN5GHz_802.11ac80-VHT0_Ant Aux									
Back	0	58	5290	10.83	11	99	1.110	**1.166**	507
Bottom	0	58	5290	10.83	11	99	0.686	0.721	
Test Mode: WLAN5GHz_802.11ac80-VHT0_Ant Main									
Back	0	106	5530	11.91	12	99	0.141	0.145	
Right-side	0	106	5530	11.91	12	99	1.010	1.041	
Right-side	0	122	5610	11.66	12	99	0.751	0.820	
Right-side	0	138	5690	11.86	12	99	0.826	0.862	
Test Mode: WLAN5GHz_802.11ac80-VHT0_Ant Aux									
Back	0	106	5530	11.86	12	99	1.040	1.085	508
Back	0	122	5610	11.72	12	99	0.655	0.706	
Back	0	138	5690	11.84	12	99	0.696	0.729	
Bottom	0	106	5530	11.86	12	99	0.869	0.906	
Test Mode: WLAN5GHz_802.11ac80-VHT0_Ant Main									
Back	0	155	5775	12.84	13	99	0.163	0.171	
Back	0	171	5855	12.86	13	99	0.121	0.126	
Right-side	0	155	5775	12.84	13	99	0.797	0.835	
Right-side	0	171	5855	12.86	13	99	0.579	0.604	
Test Mode: WLAN5GHz_802.11ac80-VHT0_Ant Aux									
Back	0	155	5775	12.73	13	99	0.906	0.974	509
Back	0	171	5855	12.74	13	99	0.806	0.864	
Bottom	0	155	5775	12.73	13	99	0.900	0.967	
Bottom	0	171	5855	12.74	13	99	0.741	0.795	

Note:

1. When the reported SAR of the highest measured maximum output power channel for the exposure configuration is ≤ 0.8 W/kg, no further SAR testing is required in that exposure configuration.
2. When multiple transmission modes have the same specified maximum output power, largest channel bandwidth, lowest order modulation and lowest data rate, the lowest order 802.11 mode is selected.
3. When the reported SAR of the highest measured maximum U-NII-2A for the exposure configuration is ≤ 1.2 W/kg, SAR is not required for U-NII-1 band.

SAR MEASUREMENT										
Ambient Temperature (°C): 22.7±2					Relative Humidity (%): 56%					
Liquid Temperature (°C): 21.7±2					Depth of Liquid (cm): >15					
Test Position	Dist. (mm)	Frequency		Conducted Power (dBm)		Duty Cycle %	SAR (W/kg)		APD (W/m^2)	Plot No.
		Ch.	MHz	Meas.	Tune-Up Limit		Meas-1g	Scaled-1g	Meas-4cm^2	
Test Mode: WLAN6GHz_802.11be320-EHT0_Ant Main										
Back	0	127	6585	12.98	13	99	0.092	0.093	0.797	
Right-side	0	31	6105	12.91	13	99	0.505	0.521	4.260	
Right-side	0	63	6265	12.89	13	99	0.281	0.291	2.000	
Right-side	0	127	6585	12.98	13	99	0.657	0.667	4.330	
Right-side	0	159	6745	12.90	13	99	0.618	0.639	4.420	
Right-side	0	191	6905	12.96	13	99	0.755	0.770	5.490	
Test Mode: WLAN6GHz_802.11be320-EHT0_Ant Aux										
Back	0	31	6105	12.92	13	99	0.472	0.486	3.120	
Back	0	63	6265	12.91	13	99	0.474	0.489	3.130	
Back	0	127	6585	12.95	13	99	0.553	0.565	3.620	
Back	0	159	6745	12.89	13	99	0.629	0.652	4.280	
Back	0	191	6905	12.86	13	99	0.832	**0.868**	5.780	537
Bottom	0	127	6585	12.95	13	99	0.530	0.541	3.050	

Note:

1. When multiple transmission modes have the same specified maximum output power, largest channel bandwidth, lowest order modulation and lowest data rate, the lowest order 802.11 mode is selected.

PD MEASUREMENT											
Ambient Temperature (°C): 22.3±2					Relative Humidity (%): 57%						
Test Position	Dist. (mm)	Frequency		Conducted Power (dBm)		psPDn+ (W/m^2)		psPDtot+ (W/m^2)		Uncertainty	Plot No.
		Ch.	MHz	Meas.	Tune-Up Limit	Meas-4cm^2	Scaled-4cm^2	Meas-4cm^2	Scaled-4cm^2	Uncertainty Scaling Factor	
Test Mode: WLAN6GHz_802.11be320-EHT0_Ant Main											
Right-side	2	31	6105	12.91	13	2.390	3.820	3.280	5.242	1.550	
Right-side	2	127	6585	12.98	13	3.430	5.394	3.710	5.835	1.550	
Test Mode: WLAN6GHz_802.11be320-EHT0_Ant Aux											
Back	2	63	6265	12.91	13	3.470	5.546	3.660	5.850	1.550	
Back	2	159	6745	12.89	13	3.240	5.202	3.690	5.925	1.550	
Back	2	191	6905	12.86	13	3.660	5.917	4.020	**6.499**	1.550	1

Note:

1. Per WLAN 6 GHz interim test procedure in Oct. 2020 TCBs Workshop notes. At least 5 channels for BW 160MHz should be tested.

SAR MEASUREMENT										
Ambient Temperature (°C): 22.8±2							Relative Humidity (%): 57%			
Liquid Temperature (°C): 21.8±2							Depth of Liquid (cm): >15			
Test Position	Dist. (mm)	RB	RB offset	Frequency		Conducted Power (dBm)		SAR (W/kg)		Plot No.
				Ch.	MHz	Meas.	Tune-Up Limit	Meas-1g	Scaled-1g	
Test Mode: LTE Band 7_20M_QPSK										
Back	0	1	0	20850	2510	19.52	20	0.874	0.976	
Back	0	1	0	21100	2535	19.61	20	0.982	**1.074**	9
Back	0	1	0	21350	2560	19.61	20	0.981	1.073	
Back	0	50	0	20850	2510	19.47	20	0.877	0.991	
Back	0	50	0	21100	2535	19.56	20	0.913	1.010	
Back	0	50	0	21350	2560	19.52	20	0.863	0.964	
Back	0	100	0	21100	2535	19.54	20	0.847	0.942	
Back	8	1	0	21100	2535	23.46	23.5	0.501	0.506	
Back	8	50	0	21100	2535	22.41	22.5	0.388	0.396	
Left-side	0	1	0	21100	2535	23.46	23.5	0.669	0.675	
Top	0	1	0	21100	2535	19.61	20	0.494	0.540	
Top	19	1	0	21100	2535	23.46	23.5	0.307	0.310	
Test Mode: LTE Band 7C_20M_QPSK										
Back	0	1	0	21001	2525.1	19.48	20	0.704	0.794	

Note:

1. When the reported SAR of the Mid channel for the exposure configuration is ≤ 0.8 W/kg, no further SAR testing is required in other channel.

SAR MEASUREMENT										
Ambient Temperature (°C): 22.7±2							Relative Humidity (%): 56%			
Liquid Temperature (°C): 21.7±2							Depth of Liquid (cm): >15			
Test Position	Dist. (mm)	RB	RB offset	Frequency		Conducted Power (dBm)		SAR (W/kg)		Plot No.
				Ch.	MHz	Meas.	Tune-Up Limit	Meas-1g	Scaled-1g	
Test Mode: LTE Band 12_10M_QPSK										
Back	0	1	0	23060	704	23.35	23.5	0.730	0.756	
Back	0	1	0	23095	707.5	23.41	23.5	0.863	**0.881**	13
Back	0	1	0	23130	711	23.38	23.5	0.821	0.844	
Back	0	25	0	23095	707.5	22.42	22.5	0.680	0.693	
Back	0	50	0	23095	707.5	21.40	21.5	0.668	0.684	
Left-side	0	1	0	23095	707.5	23.41	23.5	0.064	0.066	
Top	0	1	0	23095	707.5	20.43	20.5	0.555	0.564	
Top	0	25	0	23095	707.5	20.28	20.5	0.544	0.572	
Top	19	1	0	23095	707.5	23.41	23.5	0.108	0.110	

Note:

1. When the reported SAR of the Mid channel for the exposure configuration is ≤ 0.8 W/kg, no further SAR testing is required in other channel.
2. LTE Band 17 (704-716 MHz) is covered by LTE Band 12 (699-716 MHz)

SAR MEASUREMENT										
Ambient Temperature (°C): 22.7±2							Relative Humidity (%): 56%			
Liquid Temperature (°C): 21.7±2							Depth of Liquid (cm): >15			
Test Position	Dist. (mm)	RB	RB offset	Frequency		Conducted Power (dBm)		SAR (W/kg)		Plot No.
				Ch.	MHz	Meas.	Tune-Up Limit	Meas-1g	Scaled-1g	
Test Mode: LTE Band 13_10M_QPSK										
Back	0	1	0	23230	782	20.21	20.5	0.807	**0.863**	14
Back	0	25	0	23230	782	20.16	20.5	0.787	0.851	
Back	0	50	0	23230	782	20.14	20.5	0.793	0.862	
Back	8	1	0	23230	782	23.17	23.5	0.516	0.557	
Back	8	25	0	23230	782	22.09	22.5	0.444	0.488	
Left-side	0	1	0	23230	782	23.17	23.5	0.082	0.089	
Top	0	1	0	23230	782	20.21	20.5	0.691	0.739	
Top	19	1	0	23230	782	23.17	23.5	0.179	0.193	

Note:

1. When the reported SAR of the Mid channel for the exposure configuration is ≤ 0.8 W/kg, no further SAR testing is required in other channel.

SAR MEASUREMENT										
Ambient Temperature (°C): 22.7±2							Relative Humidity (%): 56%			
Liquid Temperature (°C): 21.7±2							Depth of Liquid (cm): >15			
Test Position	Dist. (mm)	RB	RB offset	Frequency		Conducted Power (dBm)		SAR (W/kg)		Plot No.
				Ch.	MHz	Meas.	Tune-Up Limit	Meas-1g	Scaled-1g	
Test Mode: LTE Band 14_10M_QPSK										
Back	0	1	0	23330	793	19.83	20	0.783	**0.814**	15
Back	0	25	0	23330	793	19.77	20	0.764	0.806	
Back	0	50	0	23330	793	19.82	20	0.780	0.813	
Back	8	1	0	23330	793	22.83	23.5	0.512	0.597	
Back	8	25	0	23330	793	21.91	22.5	0.408	0.467	
Left-side	0	1	0	23330	793	22.83	23.5	0.076	0.088	
Top	0	1	0	23330	793	19.83	20	0.652	0.678	
Top	19	1	0	23330	793	22.83	23.5	0.181	0.211	

Note:

1. When the reported SAR of the Mid channel for the exposure configuration is ≤ 0.8 W/kg, no further SAR testing is required in other channel.

SAR MEASUREMENT										
Ambient Temperature (°C): 22.9±2							Relative Humidity (%): 56%			
Liquid Temperature (°C): 21.9±2							Depth of Liquid (cm): >15			
Test Position	Dist. (mm)	RB	RB offset	Frequency		Conducted Power (dBm)		SAR (W/kg)		Plot No.
				Ch.	MHz	Meas.	Tune-Up Limit	Meas-1g	Scaled-1g	
Test Mode: LTE Band 25_20M_QPSK										
Back	0	1	0	26365	1882.5	19.46	19.5	0.735	0.742	
Back	8	1	0	26140	1860	23.19	23.5	0.715	0.768	
Back	8	1	0	26365	1882.5	23.21	23.5	0.802	0.857	
Back	8	1	0	26590	1905	23.16	23.5	0.623	0.674	
Back	8	50	0	26365	1882.5	22.31	22.5	0.587	0.613	
Back	8	100	0	26365	1882.5	21.38	21.5	0.570	0.586	
Left-side	0	1	0	26365	1882.5	23.21	23.5	0.152	0.162	
Top	0	1	0	26140	1860	19.36	19.5	0.823	0.850	
Top	0	1	0	26365	1882.5	19.46	19.5	0.941	0.950	
Top	0	1	0	26590	1905	19.42	19.5	0.831	0.846	
Top	0	50	0	26140	1860	19.29	19.5	0.876	0.919	
Top	0	50	0	26365	1882.5	19.40	19.5	0.927	0.949	
Top	0	50	0	26590	1905	19.32	19.5	0.795	0.829	
Top	0	100	0	26365	1882.5	19.25	19.5	0.873	0.925	
Top	19	1	0	26140	1860	23.19	23.5	0.970	1.042	
Top	19	1	0	26365	1882.5	23.21	23.5	1.100	**1.176**	183
Top	19	1	0	26590	1905	23.16	23.5	0.870	0.941	
Top	19	50	0	26140	1860	22.27	22.5	0.788	0.831	
Top	19	50	0	26365	1882.5	22.31	22.5	0.877	0.916	
Top	19	50	0	26590	1905	22.25	22.5	0.672	0.712	
Top	19	100	0	26365	1882.5	21.38	21.5	0.729	0.749	

Note:

1. When the reported SAR of the Mid channel for the exposure configuration is ≤ 0.8 W/kg, no further SAR testing is required in other channel.
2. LTE Band 2 (1850-1910 MHz) is covered by LTE Band 25 (1850-1915 MHz)

SAR MEASUREMENT										
Ambient Temperature (°C): 22.5±2							Relative Humidity (%): 55%			
Liquid Temperature (°C): 21.5±2							Depth of Liquid (cm): >15			
Test Position	Dist. (mm)	RB	RB offset	Frequency		Conducted Power (dBm)		SAR (W/kg)		Plot No.
				Ch.	MHz	Meas.	Tune-Up Limit	Meas-1g	Scaled-1g	
Test Mode: LTE Band 26_15M_QPSK										
Back	0	1	0	26765	821.5	20.33	20.5	0.778	0.809	
Back	0	1	0	26865	831.5	20.39	20.5	0.815	**0.836**	17
Back	0	1	0	26965	841.5	20.38	20.5	0.800	0.822	
Back	0	36	0	26765	821.5	20.29	20.5	0.751	0.788	
Back	0	36	0	26865	831.5	20.38	20.5	0.811	0.834	
Back	0	36	0	26965	841.5	20.36	20.5	0.806	0.832	
Back	0	75	0	26865	831.5	20.31	20.5	0.794	0.830	
Back	8	1	0	26865	831.5	23.26	23.5	0.523	0.553	
Back	8	36	0	26865	831.5	22.45	22.5	0.410	0.415	
Left-side	0	1	0	26865	831.5	23.26	23.5	0.150	0.159	
Top	0	1	0	26865	831.5	20.39	20.5	0.733	0.752	
Top	19	1	0	26865	831.5	23.26	23.5	0.167	0.176	

Note:

1. When the reported SAR of the Mid channel for the exposure configuration is ≤ 0.8 W/kg, no further SAR testing is required in other channel.
2. LTE Band 5 (824-849 MHz) is covered by LTE Band 26 (814-849 MHz)

SAR MEASUREMENT										
Ambient Temperature (°C): 22.8±2							Relative Humidity (%): 57%			
Liquid Temperature (°C): 21.8±2							Depth of Liquid (cm): >15			
Test Position	Dist. (mm)	RB	RB offset	Frequency		Conducted Power (dBm)		SAR (W/kg)		Plot No.
				Ch.	MHz	Meas.	Tune-Up Limit	Meas-1g	Scaled-1g	
Test Mode: LTE Band 38_20M_QPSK										
Back	0	1	0	37850	2580	23.44	23.5	0.846	0.863	
Back	0	1	0	38000	2595	23.48	23.5	1.100	**1.112**	41
Back	0	1	0	38150	2610	23.45	23.5	1.090	1.109	
Back	0	50	0	37850	2580	22.37	22.5	0.885	0.917	
Back	0	50	0	38000	2595	22.43	22.5	0.921	0.942	
Back	0	50	0	38150	2610	22.40	22.5	0.893	0.919	
Back	0	100	0	38000	2595	21.48	21.5	0.901	0.911	
Left-side	0	1	0	38000	2595	23.48	23.5	0.389	0.393	
Top	0	1	0	38000	2595	23.48	23.5	0.569	0.575	
Test Mode: LTE Band 38C_20M_QPSK										
Back	0	1	0	37850	2580	23.12	23.5	0.828	0.909	
Back	0	1	0	37901	2585.1	23.16	23.5	0.864	0.940	
Back	0	1	0	37952	2590.2	23.09	23.5	0.846	0.935	

Note:

1. When the reported SAR of the Mid channel for the exposure configuration is ≤ 0.8 W/kg, no further SAR testing is required in other channel.

SAR MEASUREMENT										
Ambient Temperature (°C): 22.8±2							Relative Humidity (%): 57%			
Liquid Temperature (°C): 21.8±2							Depth of Liquid (cm): >15			
Test Position	Dist. (mm)	RB	RB offset	Frequency		Conducted Power (dBm)		SAR (W/kg)		Plot No.
				Ch.	MHz	Meas.	Tune-Up Limit	Meas-1g	Scaled-1g	
Test Mode: LTE Band 41_20M_QPSK										
Back	0	1	0	39750	2506	21.58	22	0.719	0.797	
Back	0	1	0	40185	2549.5	21.64	22	0.703	0.768	
Back	0	1	0	40620	2593	21.68	22	1.050	**1.137**	23
Back	0	1	0	41055	2636.5	21.60	22	0.965	1.064	
Back	0	1	0	41490	2680	21.65	22	0.901	0.982	
Back	0	50	0	39750	2506	21.45	22	0.709	0.810	
Back	0	50	0	40185	2549.5	21.49	22	0.723	0.818	
Back	0	50	0	40620	2593	21.61	22	1.030	1.134	
Back	0	50	0	41055	2636.5	21.51	22	0.973	1.096	
Back	0	50	0	41490	2680	21.51	22	0.866	0.975	
Back	0	100	0	40620	2593	21.54	22	0.858	0.960	
Back	8	1	0	40620	2593	23.48	23.5	0.530	0.536	
Back	8	50	0	40620	2593	22.36	22.5	0.383	0.398	
Left-side	0	1	0	40620	2593	23.48	23.5	0.444	0.449	
Top	0	1	0	40620	2593	23.48	23.5	0.457	0.462	
Test Mode: LTE Band 41C_20M_QPSK										
Back	0	1	0	40521	2583.1	21.55	22	0.713	0.796	

Note:

1. When the reported SAR of the Mid channel for the exposure configuration is ≤ 0.8 W/kg, no further SAR testing is required in other channel.

SAR MEASUREMENT										
Ambient Temperature (°C): 22.8±2							Relative Humidity (%): 57%			
Liquid Temperature (°C): 21.8±2							Depth of Liquid (cm): >15			
Test Position	Dist. (mm)	RB	RB offset	Frequency		Conducted Power (dBm)		SAR (W/kg)		Plot No.
				Ch.	MHz	Meas.	Tune-Up Limit	Meas-1g	Scaled-1g	
Test Mode: LTE Band 41_20M_QPSK_HPUE										
Back	0	1	0	39750	2506	21.61	22	0.732	0.808	
Back	0	1	0	40185	2549.5	21.62	22	0.711	0.783	
Back	0	1	0	40620	2593	21.75	22	1.070	**1.144**	218
Back	0	1	0	41055	2636.5	21.58	22	0.976	1.085	
Back	0	1	0	41490	2680	21.63	22	0.915	1.005	
Back	0	50	0	39750	2506	21.48	22	0.721	0.820	
Back	0	50	0	40185	2549.5	21.53	22	0.732	0.823	
Back	0	50	0	40620	2593	21.68	22	1.050	1.140	
Back	0	50	0	41055	2636.5	21.48	22	0.984	1.119	
Back	0	50	0	41490	2680	21.52	22	0.880	0.992	
Back	0	100	0	40620	2593	21.58	22	0.872	0.969	
Back	8	1	0	39750	2506	26.33	26.5	0.791	0.830	
Back	8	1	0	40185	2549.5	26.29	26.5	0.738	0.782	
Back	8	1	0	40620	2593	26.42	26.5	1.020	1.048	
Back	8	1	0	41055	2636.5	26.37	26.5	0.951	0.989	
Back	8	1	0	41490	2680	26.38	26.5	0.850	0.882	
Back	8	50	0	39750	2506	25.34	25.5	0.613	0.642	
Back	8	50	0	40185	2549.5	25.31	25.5	0.543	0.572	
Back	8	50	0	40620	2593	25.39	25.5	0.821	0.850	
Back	8	50	0	41055	2636.5	25.34	25.5	0.758	0.794	
Back	8	50	0	41490	2680	25.36	25.5	0.890	0.927	
Back	8	100	0	40620	2593	24.44	24.5	0.749	0.766	
Left-side	0	1	0	39750	2506	26.33	26.5	0.432	0.453	
Left-side	0	1	0	40185	2549.5	26.29	26.5	0.664	0.703	
Left-side	0	1	0	40620	2593	26.42	26.5	0.938	0.964	
Left-side	0	1	0	41055	2636.5	26.37	26.5	0.893	0.928	
Left-side	0	1	0	41490	2680	26.38	26.5	0.679	0.704	
Left-side	0	50	0	40620	2593	25.39	25.5	0.751	0.777	
Left-side	0	100	0	40620	2593	24.44	24.5	0.758	0.775	
Top	0	1	0	40620	2593	21.75	22	0.455	0.486	
Top	19	1	0	40620	2593	26.42	26.5	0.236	0.243	
Test Mode: LTE Band 41C_20M_QPSK_HPUE										
Back	0	1	0	40521	2583.1	21.68	22	0.726	0.789	

Note:

1. When the reported SAR of the Mid channel for the exposure configuration is ≤ 0.8 W/kg, no further SAR testing is required in other channel.

SAR MEASUREMENT										
Ambient Temperature (°C): 23.2±2							Relative Humidity (%): 55%			
Liquid Temperature (°C): 22.2±2							Depth of Liquid (cm): >15			
Test Position	Dist. (mm)	RB	RB offset	Frequency		Conducted Power (dBm)		SAR (W/kg)		Plot No.
				Ch.	MHz	Meas.	Tune-Up Limit	Meas-1g	Scaled-1g	
Test Mode: LTE Band 42_20M_QPSK										
Back	0	1	0	43190	3560	21.26	21.5	0.830	0.882	
Back	0	1	0	43340	3575	21.35	21.5	0.896	0.933	
Back	0	1	0	43490	3590	21.29	21.5	0.788	0.832	
Back	0	50	0	43190	3560	21.28	21.5	0.855	0.905	
Back	0	50	0	43340	3575	21.31	21.5	0.916	0.963	
Back	0	50	0	43490	3590	21.25	21.5	0.803	0.856	
Back	0	100	0	43340	3575	21.16	21.5	0.900	0.979	
Back	8	1	0	43340	3575	23.28	23.5	0.270	0.286	
Left-side	0	1	0	43340	3575	23.28	23.5	0.234	0.248	
Top	0	1	0	43190	3560	23.22	23.5	0.643	0.690	
Top	0	1	0	43340	3575	23.28	23.5	0.957	**1.013**	613
Top	0	1	0	43490	3590	23.08	23.5	0.872	0.966	
Top	0	50	0	43340	3575	22.23	22.5	0.744	0.796	
Top	0	100	0	43340	3575	21.45	21.5	0.726	0.739	

Note:

1. When the reported SAR of the Mid channel for the exposure configuration is ≤ 0.8 W/kg, no further SAR testing is required in other channel.

SAR MEASUREMENT										
Ambient Temperature (°C): 23.1±2							Relative Humidity (%): 55%			
Liquid Temperature (°C): 22.1±2							Depth of Liquid (cm): >15			
Test Position	Dist. (mm)	RB	RB offset	Frequency		Conducted Power (dBm)		SAR (W/kg)		Plot No.
				Ch.	MHz	Meas.	Tune-Up Limit	Meas-1g	Scaled-1g	
Test Mode: LTE Band 43_20M_QPSK										
Back	0	1	0	44090	3650	23.43	23.5	0.633	0.647	
Left-side	0	1	0	44090	3650	23.43	23.5	0.046	0.047	
Top	0	1	0	43690	3610	19.42	19.5	0.525	0.538	
Top	0	1	0	44090	3650	19.43	19.5	0.735	**0.751**	38
Top	0	1	0	44490	3690	19.41	19.5	0.668	0.686	
Top	0	50	0	43690	3610	19.23	19.5	0.507	0.543	
Top	0	50	0	44090	3650	19.41	19.5	0.730	0.750	
Top	0	50	0	44490	3690	19.24	19.5	0.699	0.747	
Top	0	100	0	44090	3650	19.34	19.5	0.718	0.749	
Top	19	1	0	44090	3650	23.43	23.5	0.059	0.060	
Top	19	50	0	44090	3650	22.31	22.5	0.075	0.078	

Note:

1. When the reported SAR of the Mid channel for the exposure configuration is ≤ 0.8 W/kg, no further SAR testing is required in other channel.

SAR MEASUREMENT										
Ambient Temperature (°C): 22.9±2							Relative Humidity (%): 56%			
Liquid Temperature (°C): ±21.92							Depth of Liquid (cm): >15			
Test Position	Dist. (mm)	RB	RB offset	Frequency		Conducted Power (dBm)		SAR (W/kg)		Plot No.
				Ch.	MHz	Meas.	Tune-Up Limit	Meas-1g	Scaled-1g	
Test Mode: LTE Band 66_20M_QPSK										
Back	0	1	0	132322	1745	18.36	18.5	0.706	0.729	
Back	8	1	0	132072	1720	23.36	23.5	0.927	0.957	
Back	8	1	0	132322	1745	23.38	23.5	0.988	1.016	
Back	8	1	0	132572	1770	23.35	23.5	0.949	0.982	
Back	8	50	0	132322	1745	22.47	22.5	0.749	0.754	
Back	8	100	0	132322	1745	21.43	21.5	0.709	0.721	
Left-side	0	1	0	132322	1745	23.38	23.5	0.079	0.081	
Top	0	1	0	132072	1720	18.35	18.5	0.887	0.918	
Top	0	1	0	132322	1745	18.36	18.5	0.950	0.981	
Top	0	1	0	132572	1770	18.32	18.5	0.820	0.855	
Top	0	50	0	132072	1720	18.25	18.5	0.921	0.976	
Top	0	50	0	132322	1745	18.35	18.5	0.891	0.922	
Top	0	50	0	132572	1770	18.31	18.5	0.929	0.971	
Top	0	100	0	132322	1745	18.25	18.5	0.916	0.970	
Top	19	1	0	132072	1720	23.36	23.5	0.977	1.009	
Top	19	1	0	132322	1745	23.38	23.5	1.010	**1.038**	172
Top	19	1	0	132572	1770	23.35	23.5	0.999	1.034	
Top	19	50	0	132072	1720	22.44	22.5	0.807	0.818	
Top	19	50	0	132322	1745	22.47	22.5	0.832	0.838	
Top	19	50	0	132572	1770	22.31	22.5	0.832	0.869	
Top	19	100	0	132322	1745	21.43	21.5	0.842	0.856	

Note:

1. When the reported SAR of the Mid channel for the exposure configuration is ≤ 0.8 W/kg, no further SAR testing is required in other channel.
2. LTE Band 4 (1710-1755 MHz) is covered by LTE Band 66 (1710-1780 MHz)

SAR MEASUREMENT										
Ambient Temperature (°C): 22.7±2							Relative Humidity (%): 56%			
Liquid Temperature (°C): 21.7±2							Depth of Liquid (cm): >15			
Test Position	Dist. (mm)	RB	RB offset	Frequency		Conducted Power (dBm)		SAR (W/kg)		Plot No.
				Ch.	MHz	Meas.	Tune-Up Limit	Meas-1g	Scaled-1g	
Test Mode: LTE Band 71_20M_QPSK										
Back	0	1	0	133322	683	21.46	21.5	0.624	0.630	
Left-side	0	1	0	133322	683	23.38	23.5	0.068	0.070	
Top	0	1	0	133222	673	21.39	21.5	0.754	0.773	
Top	0	1	0	133322	683	21.46	21.5	0.816	**0.824**	33
Top	0	1	0	133372	688	21.33	21.5	0.771	0.802	
Top	0	50	0	133222	673	21.35	21.5	0.722	0.747	
Top	0	50	0	133322	683	21.38	21.5	0.781	0.803	
Top	0	50	0	133372	688	21.29	21.5	0.754	0.791	
Top	0	100	0	133322	683	21.26	21.5	0.719	0.760	
Top	19	1	0	133322	683	23.38	23.5	0.103	0.106	
Top	19	50	0	133322	683	22.33	22.5	0.082	0.085	

Note:

1. When the reported SAR of the Mid channel for the exposure configuration is ≤ 0.8 W/kg, no further SAR testing is required in other channel.

10.2 Simultaneous Transmission

Simultaneous Transmission Configurations	
1	WWAN + WLAN 2.4 GHz ANT Main + WLAN 2.4 GHz ANT Aux
2	WWAN + WLAN 2.4 GHz ANT Main + Bluetooth ANT Aux
3	WWAN + WLAN 5 GHz ANT Main + WLAN 5 GHz ANT Aux
4	WWAN + WLAN 5 GHz ANT Main + Bluetooth ANT Aux
5	WWAN + WLAN 5 GHz ANT Main + WLAN 5 GHz ANT Aux + Bluetooth ANT Aux
6	WWAN + WLAN 6 GHz ANT Main + WLAN 6 GHz ANT Aux
7	WWAN + WLAN 6 GHz ANT Main + Bluetooth ANT Aux
8	WWAN + WLAN 6 GHz ANT Main + WLAN 6 GHz ANT Aux + Bluetooth ANT Aux

10.2.1 Simultaneous transmission test exclusion considerations

Band	Back at 0 mm	Back at 8 mm	Left-side at 0 mm	Right-side at 0 mm	Top at 0 mm	Top at 19 mm	Bottom at 0 mm
LTE Band 7	1.074	0.506	0.675	-	0.540	0.310	-
LTE Band 12	0.881	-	0.066	-	0.572	0.119	-
LTE Band 13	0.863	0.557	0.089	-	0.739	0.193	-
LTE Band 14	0.814	0.597	0.088	-	0.678	0.211	-
LTE Band 25	0.742	0.857	0.162	-	0.950	**1.176**	-
LTE Band 26	0.836	0.553	0.159	-	0.752	0.176	-
LTE Band 41	1.137	0.577	0.449	-	0.462	-	-
LTE Band 41_HPUE	**1.144**	1.048	**0.964**	**0.048**	0.486	0.293	-
LTE Band 42	0.979	0.286	0.248	0.001	1.013	-	-
LTE Band 43	0.647	-	0.047	-	0.751	0.078	-
LTE Band 66	0.729	1.016	0.081	-	0.981	1.038	-
LTE Band 71	0.630	-	0.070	-	0.824	0.106	-
WLAN2.4GHz ANT Main	0.094	-	-	0.737	-	-	-
WLAN2.4GHz ANT Aux	0.789	-	-	-	-	-	1.083
WLAN5GHz ANT Main	0.171	-	-	1.041	-	-	-
WLAN5GHz ANT Aux	1.166	-	-	-	-	-	0.967
WLAN6GHz ANT Main	0.093	-	-	0.770	-	-	-
WLAN6GHz ANT Aux	0.868	-	-	-	-	-	0.541
Bluetooth ANT Aux	0.332	-	-	-	-	-	0.399

Test Position	Worst Case WWAN Band	1	2	3	4	5	6	7	8	1 + 2 + 3	1 + 2 + 8	1 + 4 + 5	1 + 4 + 8	1 + 4 + 5 + 8	1 + 6 + 7	1 + 6 + 8	1 + 6 + 7 + 8
		WWAN (W/kg)	WLAN2.4GHz ANT Main (W/kg)	WLAN2.4GHz ANT Aux (W/kg)	WLAN5GHz ANT Main (W/kg)	WLAN5GHz ANT Aux (W/kg)	WLAN6GHz ANT Main (W/kg)	WLAN6GHz ANT Aux (W/kg)	Bluetooth ANT Aux (W/kg)	**Σ 1-g SAR**	**Σ 1-g SAR**	**Σ 1-g SAR**	**Σ 1-g SAR**	**Σ 1-g SAR**	**Σ 1-g SAR**	**Σ 1-g SAR**	**Σ 1-g SAR**
Back at 0 mm & 8 mm	LTE Band 41_HPUE	1.144	0.094	0.789	0.171	1.166	0.093	0.868	0.332	**2.027**	1.570	2.481	1.647	**2.813**	2.105	1.569	**2.437**
Left-side at 0 mm	LTE Band 41_HPUE	0.964	-	-	-	-	-	-	-	0.964	0.964	0.964	0.964	0.964	0.964	0.964	0.964
Right-side at 0 mm	LTE Band 41_HPUE	0.048	0.737	-	1.041	-	0.770	-	-	0.785	0.785	1.089	1.089	1.089	0.818	0.818	0.818
Top at 0 mm & 19 mm	LTE Band 25	1.176	-	-	-	-	-	-	-	1.176	1.176	1.176	1.176	1.176	1.176	1.176	1.176
Bottom at 0 mm	-	-	-	1.083	-	0.967	-	0.541	0.399	1.083	0.399	0.967	0.399	1.366	0.541	0.399	0.940

When the sum of SAR is larger than the limit, The ratio is determined by ***(SAR1 + SAR2) ^1.5/Ri,*** rounded to two decimal digits, and must be ≤ 0.04 for all antenna pairs in the configuration to qualify for 1-g SAR test exclusion. The estimation result as below:

WWAN + WLAN 2.4 GHz ANT Main + WLAN 2.4 GHz ANT Aux

Test Position	LTE Band 41_HPUE Ant Main SAR (W/kg)	WLAN2.4GHz Ant Main SAR (W/kg)	Simultaneous Transmission (W/kg)	Antenna pair in mm	Peak location separation ratio
Back	1.144	0.094	1.238	160.3	0.01
Test Position	LTE Band 41_HPUE Ant Main SAR (W/kg)	WLAN2.4GHz Ant Aux SAR (W/kg)	Simultaneous Transmission (W/kg)	Antenna pair in mm	Peak location separation ratio
Back	1.144	0.789	1.933	172	0.02
Test Position	WLAN2.4GHz Ant Main SAR (W/kg)	WLAN2.4GHz Ant Aux SAR (W/kg)	Simultaneous Transmission (W/kg)	Antenna pair in mm	Peak location separation ratio
Back	0.094	0.789	0.883	142.5	0.01
SPLSR ≤ 0.04; simultaneous transmission testing not required.					

WWAN + WLAN 5 GHz ANT Main + WLAN 5 GHz ANT Aux + Bluetooth ANT Aux

Test Position	LTE Band 41_HPUE Ant Main SAR (W/kg)	WLAN5GHz Ant Main SAR (W/kg)	Simultaneous Transmission (W/kg)	Antenna pair in mm	Peak location separation ratio
Back	1.144	0.171	1.315	160.3	0.01
Test Position	LTE Band 41_HPUE Ant Main SAR (W/kg)	WLAN5GHz Ant Aux SAR (W/kg)	Bluetooth Ant Aux SAR (W/kg)	Simultaneous Transmission (W/kg)	Antenna pair in mm	Peak location separation ratio
Back	1.144	1.166	0.332	2.642	172	0.02
Test Position	WLAN5GHz Ant Main SAR (W/kg)	WLAN5GHz Ant Aux SAR (W/kg)	Bluetooth Ant Aux SAR (W/kg)	Simultaneous Transmission (W/kg)	Antenna pair in mm	Peak location separation ratio
Back	0.171	1.166	0.332	1.669	142.5	0.02
SPLSR ≤ 0.04; simultaneous transmission testing not required.						

WWAN + WLAN 6 GHz ANT Main + WLAN 6 GHz ANT Aux + Bluetooth ANT Aux

Test Position	LTE Band 41_HPUE Ant Main SAR (W/kg)	WLAN6GHz Ant Main SAR (W/kg)	Simultaneous Transmission (W/kg)	Antenna pair in mm	Peak location separation ratio
Back	1.144	0.093	1.237	160.3	0.01

Test Position	LTE Band 41_HPUE Ant Main SAR (W/kg)	WLAN6GHz Ant Aux SAR (W/kg)	Bluetooth Ant Aux SAR (W/kg)	Simultaneous Transmission (W/kg)	Antenna pair in mm	Peak location separation ratio
Back	1.144	0.868	0.332	2.344	172	0.02

Test Position	WLAN6GHz Ant Main SAR (W/kg)	WLAN6GHz Ant Aux SAR (W/kg)	Bluetooth Ant Aux SAR (W/kg)	Simultaneous Transmission (W/kg)	Antenna pair in mm	Peak location separation ratio
Back	0.093	0.868	0.332	1.293	142.5	0.01
SPLSR ≤ 0.04; simultaneous transmission testing not required.						

11. SAR measurement variability

1) Repeated measurement is not required when the original highest measured SAR is < 0.80 W/kg; steps 2) through 4) do not apply.
2) When the original highest measured SAR is ≥ 0.80 W/kg, repeat that measurement once.
3) Perform a second repeated measurement only if the ratio of largest to smallest SAR for the original and first repeated measurements is > 1.20 or when the original or repeated measurement is ≥ 1.45 W/kg (~ 10% from the 1-g SAR limit).
4) Perform a third repeated measurement only if the original, first or second repeated measurement is ≥ 1.5 W/kg and the ratio of largest to smallest SAR for the original, first and second repeated measurements is > 1.20.

Frequency		SAR 1g (W/kg)		
Channel	MHz	Original	First Repeated	
			Value	Ratio
11	2462	0.940	0.935	1.005
58	5290	1.110	1.070	1.037
191	6905	0.832	0.826	1.007
23095	707.5	0.863	0.844	1.023
26365	1882.5	1.100	1.010	1.089
26865	831.5	0.815	0.788	1.034
38000	2595	1.100	1.060	1.038
43340	3575	0.957	0.871	1.099
132322	1745	1.010	0.970	1.041

Appendix

Appendix A. System Check Data

Appendix B. Highest measurement Data

Appendix C. Test Setup Photographs

Appendix D. Probe Calibration Data

Appendix E. Dipole Calibration Data

Appendix F. Product Photos-Please refer to the file: 2540466R-Product Photos