Conducted Band Edge

FR1 n71 / 5MHz / DFT-S OFDM / PI/2 BPSK

Lowest Band Edge / 1RB0

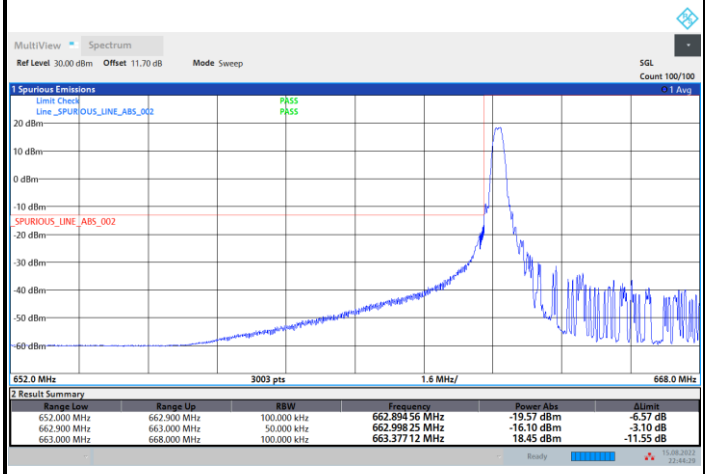

Highest Band Edge / 1RBmax

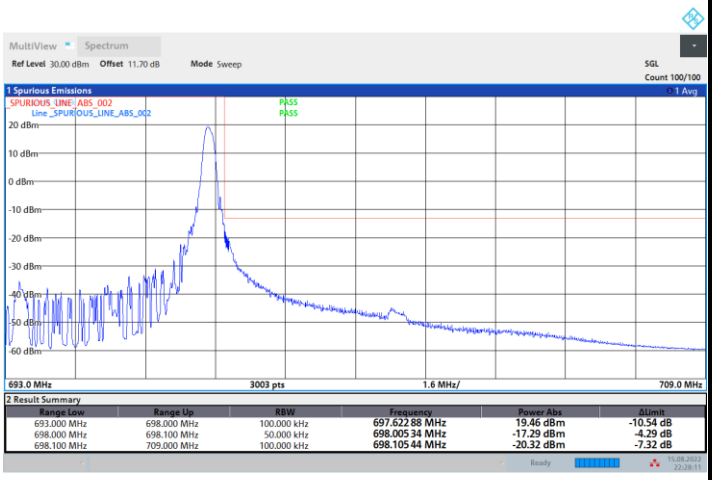

Lowest Band Edge / Full RB

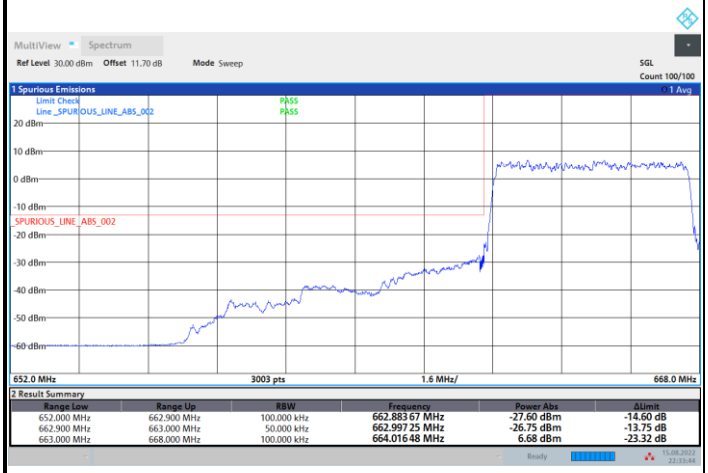

Highest Band Edge / Full RB

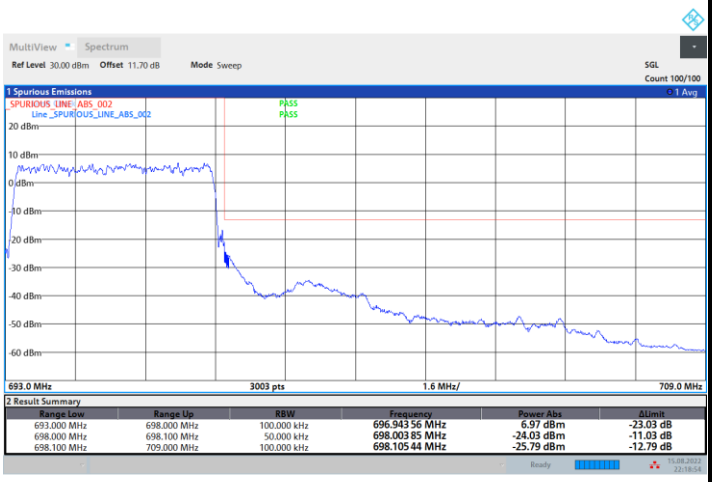

FR1 n71 / 5MHz / DFT-S OFDM / QPSK

Lowest Band Edge / 1RB0

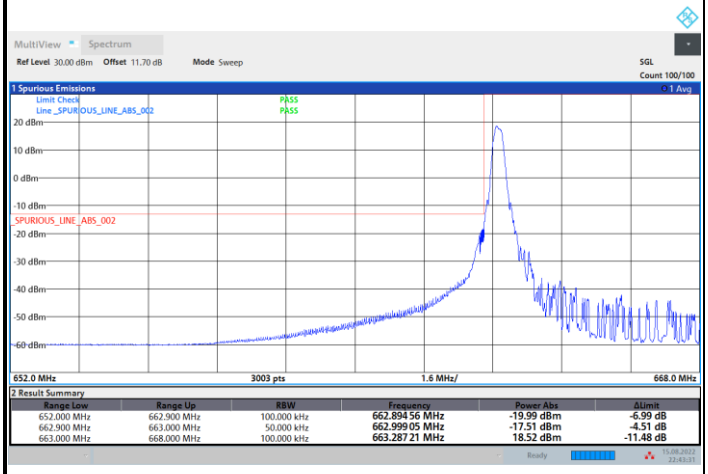

Highest Band Edge / 1RBmax

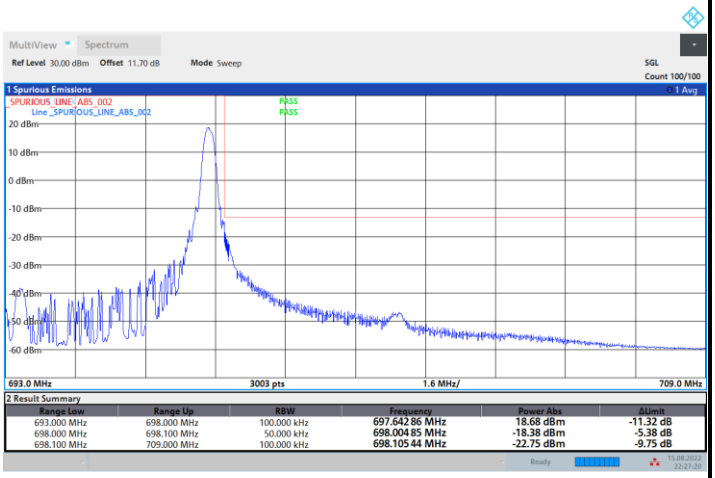

Lowest Band Edge / Full RB

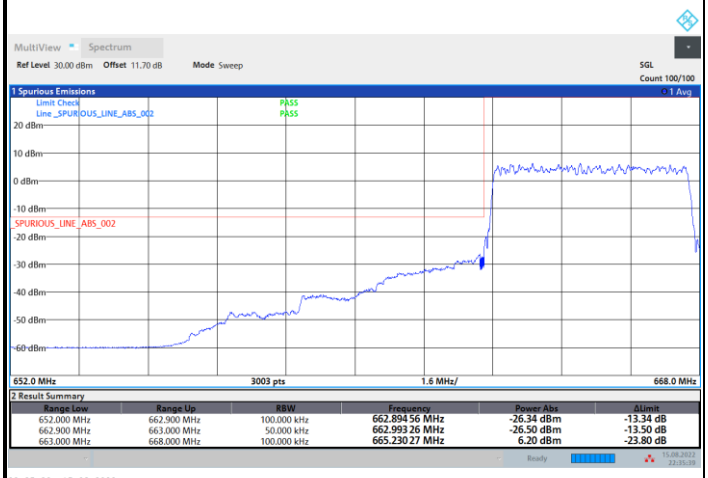

Highest Band Edge / Full RB

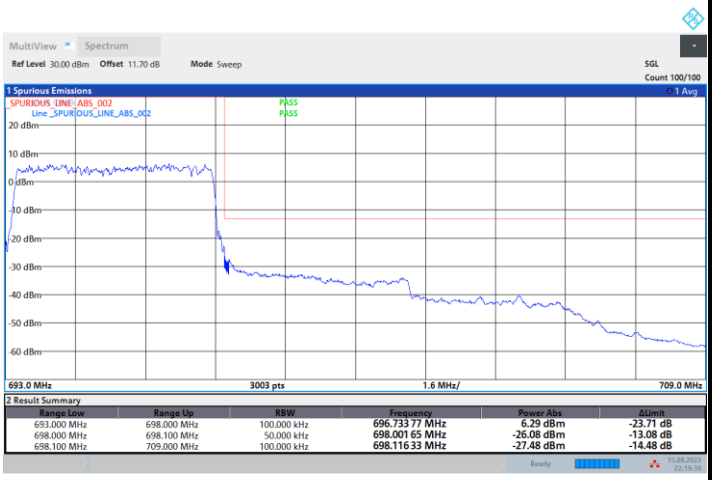

FR1 n71 / 5MHz / DFT-S OFDM / 16QAM

Lowest Band Edge / 1RB0

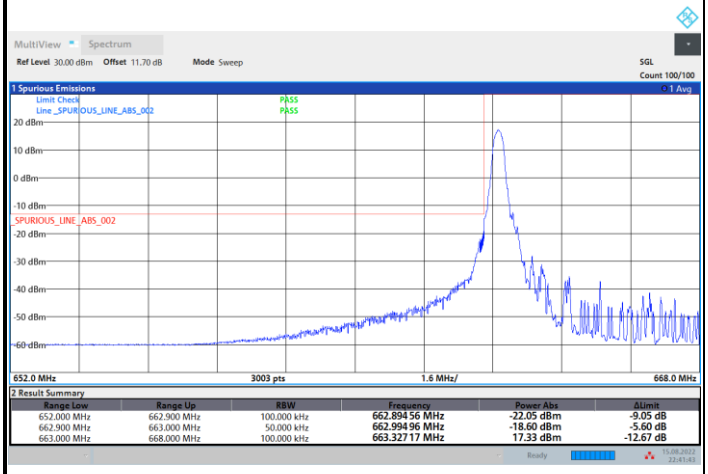

Highest Band Edge / 1RBmax

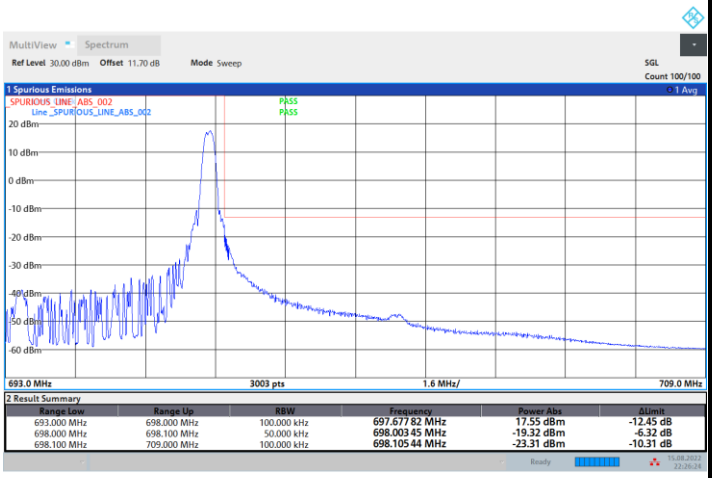

Lowest Band Edge / Full RB

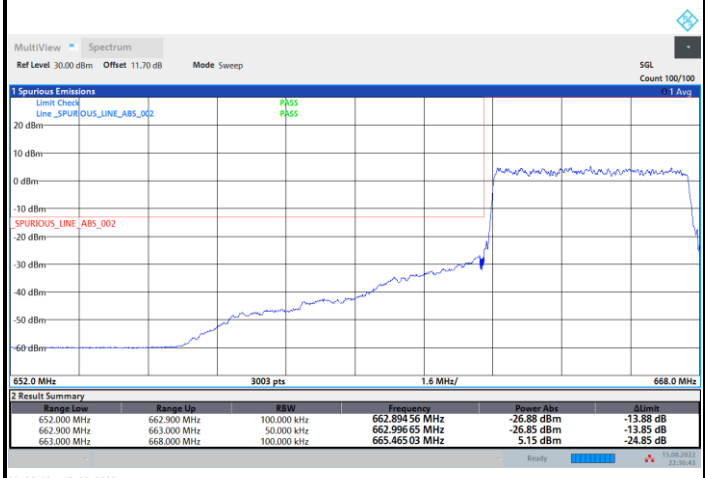

Highest Band Edge / Full RB

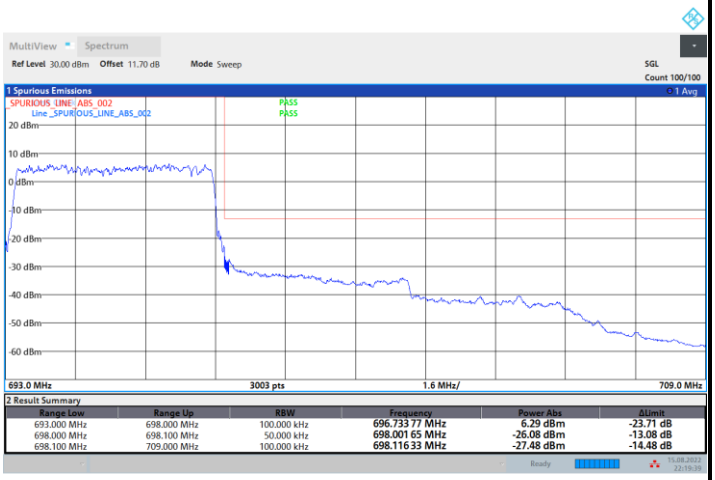

FR1 n71 / 5MHz / DFT-S OFDM / 64QAM

Lowest Band Edge / 1RB0

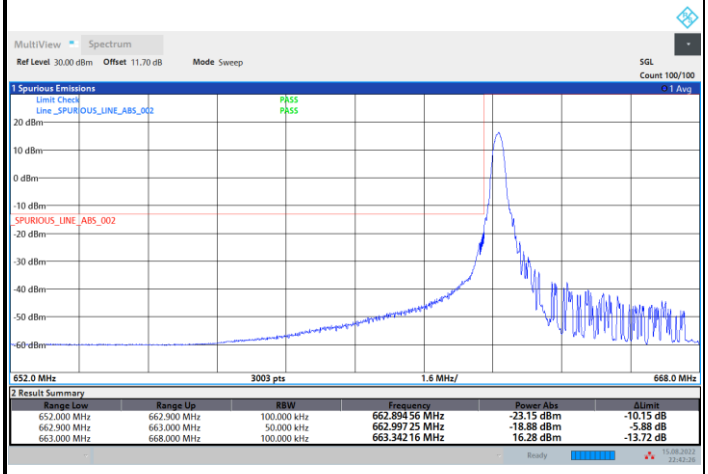

Highest Band Edge / 1RBmax

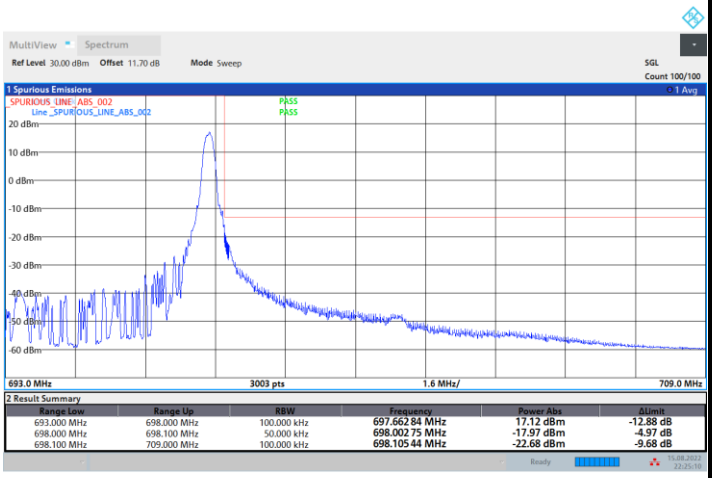

Lowest Band Edge / Full RB

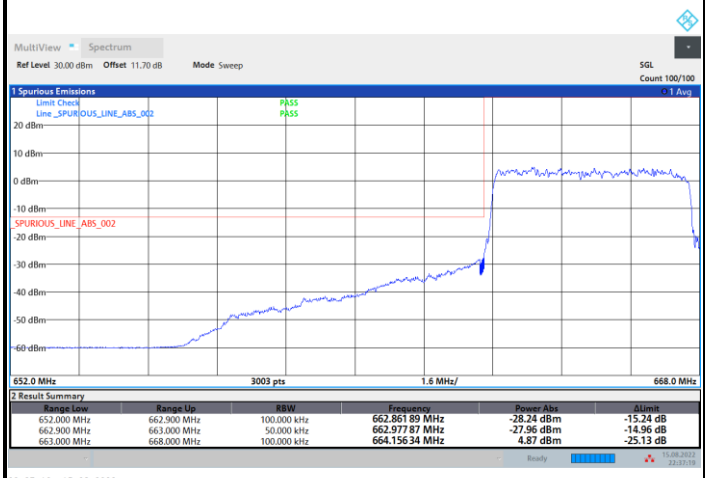

Highest Band Edge / Full RB

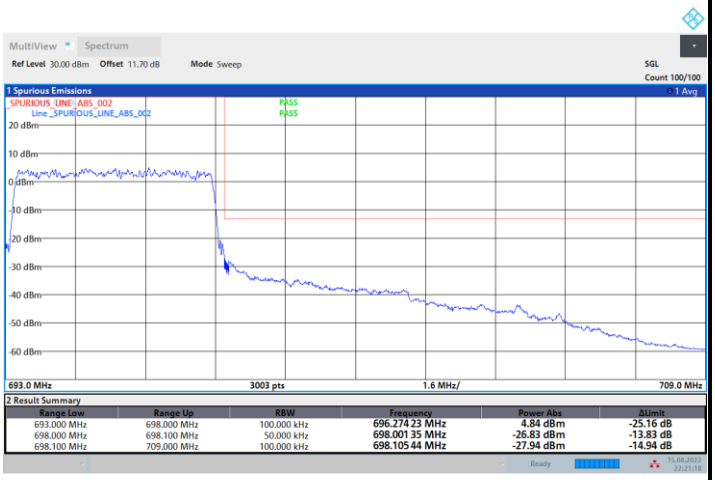

FR1 n71 / 5MHz / DFT-S OFDM / 256QAM

Lowest Band Edge / 1RB0

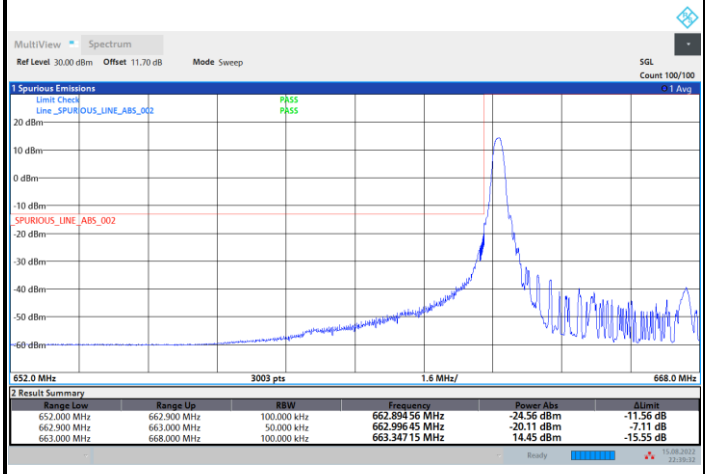

Highest Band Edge / 1RBmax

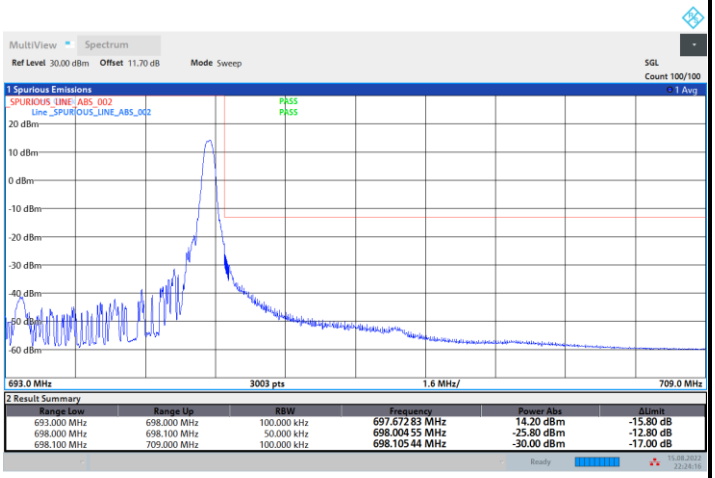

Lowest Band Edge / Full RB

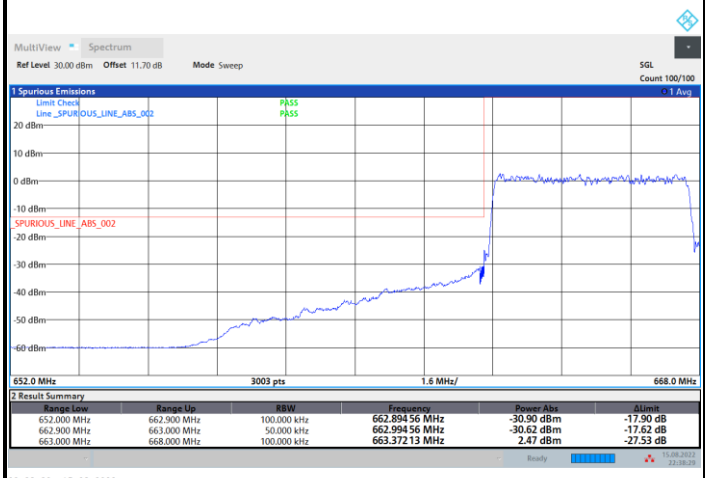

Highest Band Edge / Full RB

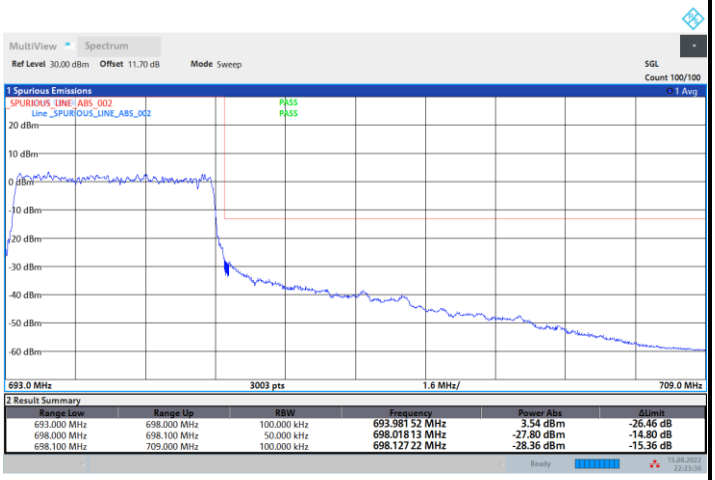

FR1 n71 / 5MHz / CP OFDM / QPSK / Full RB	
Lowest Band Edge	**Highest Band Edge**
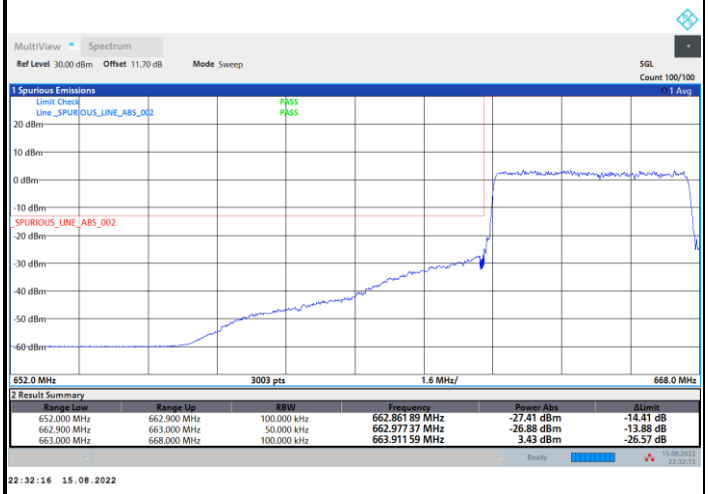	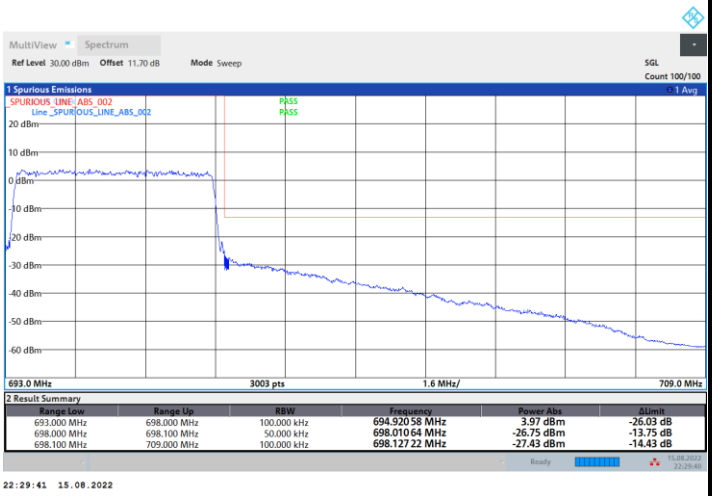

FR1 n71 / 10MHz / DFT-s-OFDM / PI/2 BPSK / Full RB

Lowest Band Edge

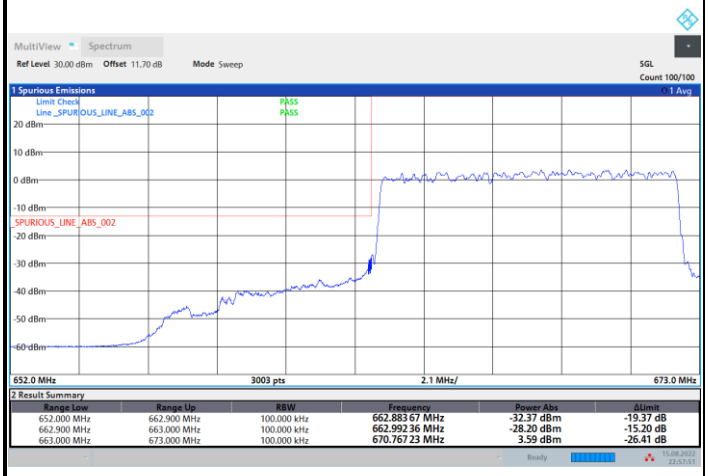

Highest Band Edge

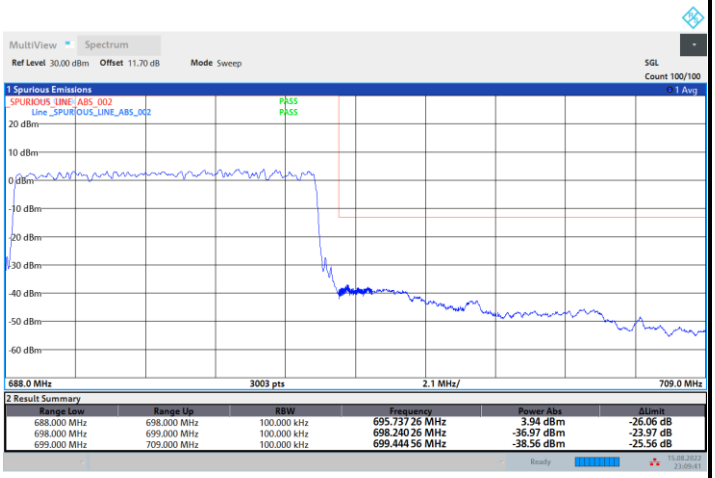

FR1 n71 / 10MHz / DFT-s-OFDM / QPSK / Full RB

Lowest Band Edge

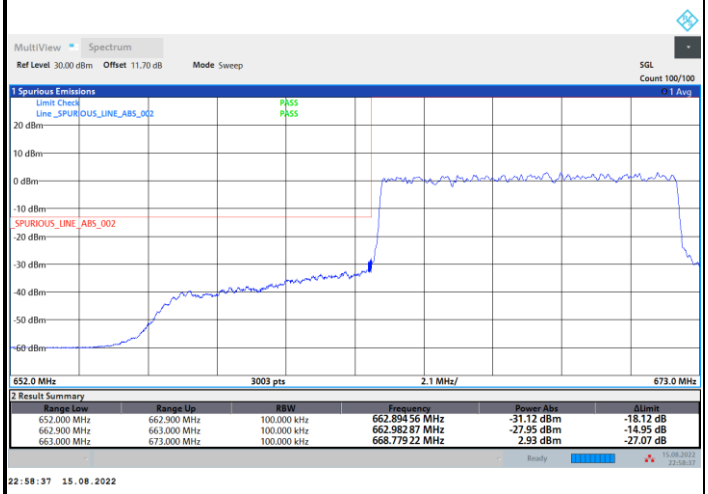

Highest Band Edge

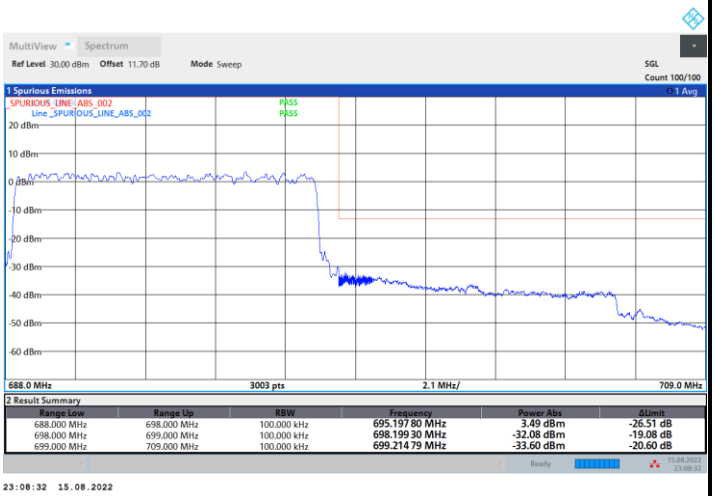

FR1 n71 / 10MHz / DFT-s-OFDM / 16QAM / Full RB

Lowest Band Edge

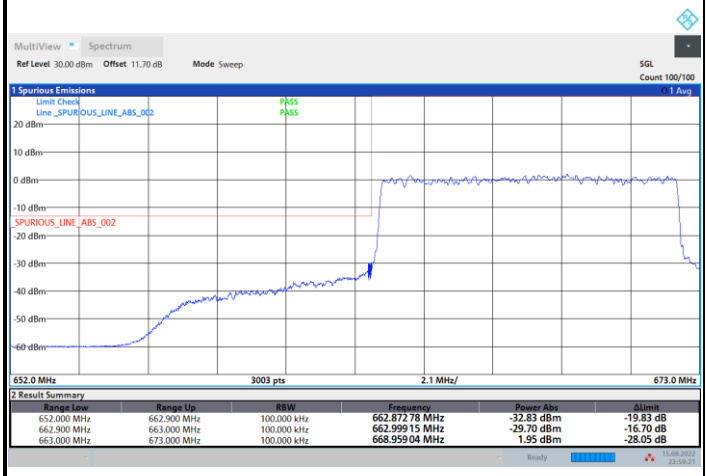

Highest Band Edge

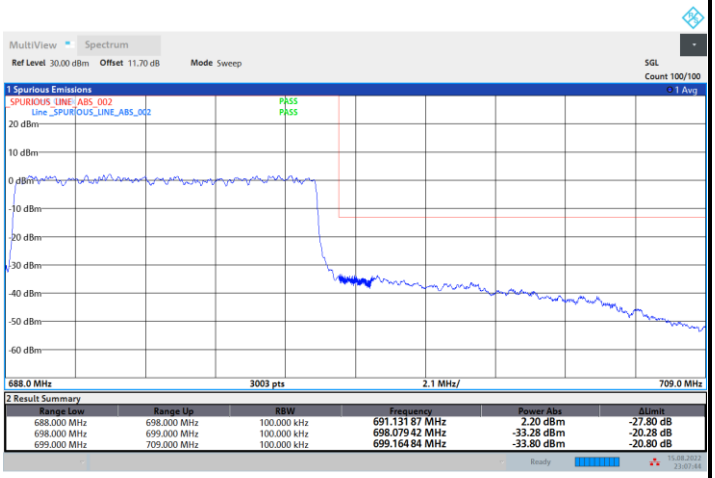

FR1 n71 / 10MHz / DFT-s-OFDM / 64QAM / Full RB

Lowest Band Edge

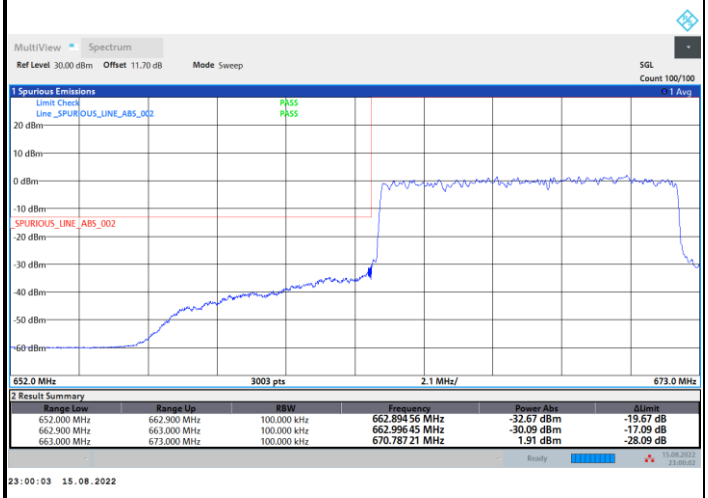

Highest Band Edge

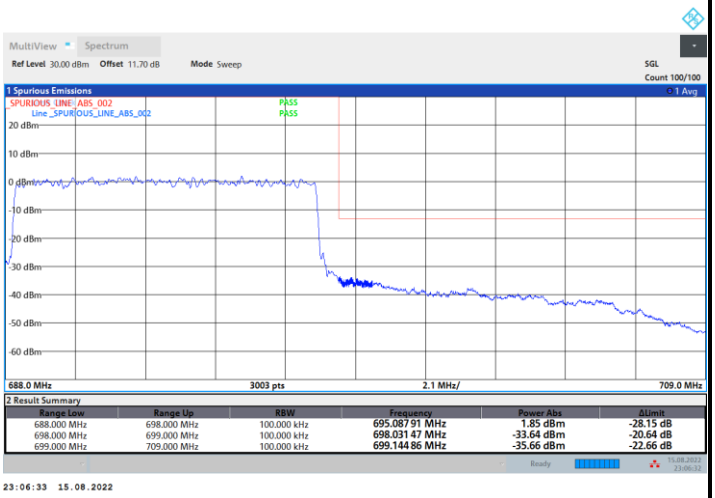

FR1 n71 / 10MHz / DFT-s-OFDM / 256QAM / Full RB

Lowest Band Edge

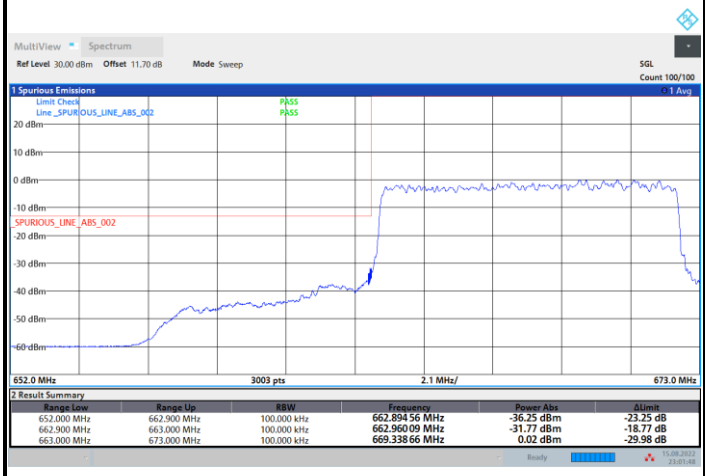

Highest Band Edge

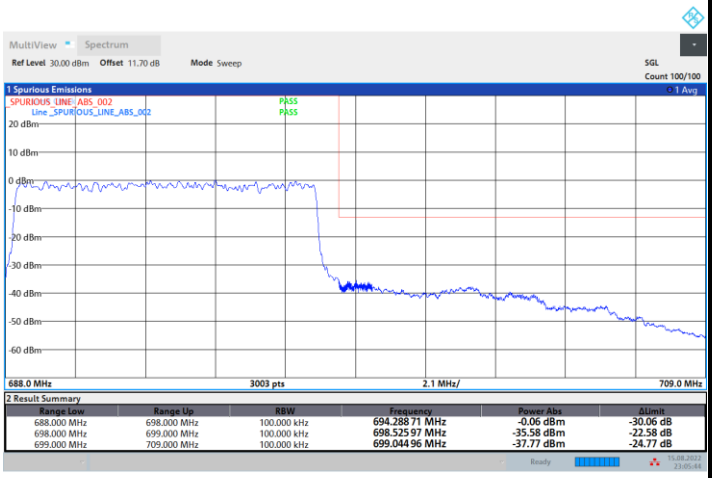

FR1 n71 / 10MHz / CP OFDM / QPSK / Full RB

Lowest Band Edge

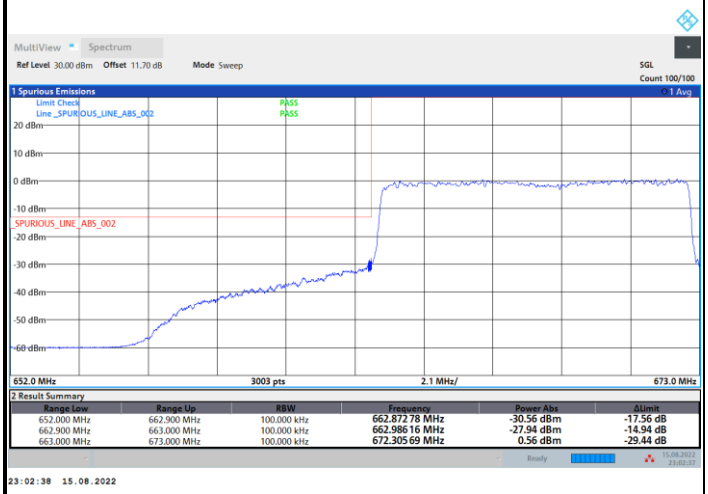

Highest Band Edge

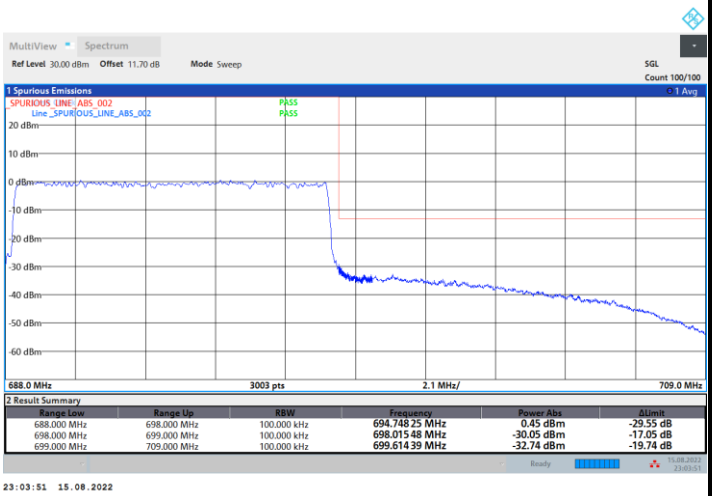

FR1 n71 / 15MHz / DFT-s-OFDM / PI/2 BPSK / Full RB

Lowest Band Edge

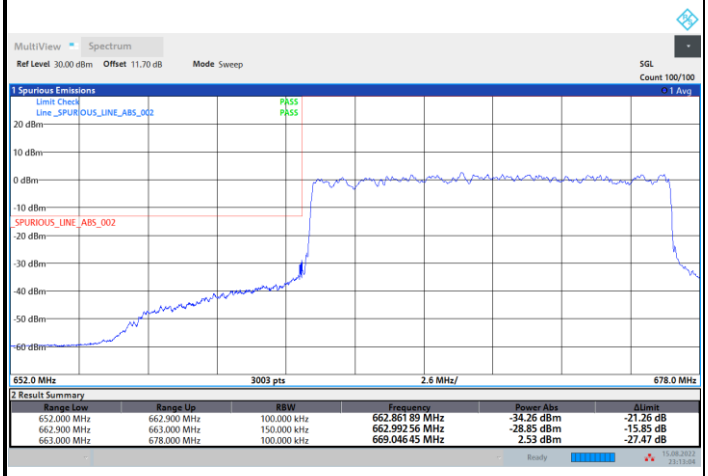

Highest Band Edge

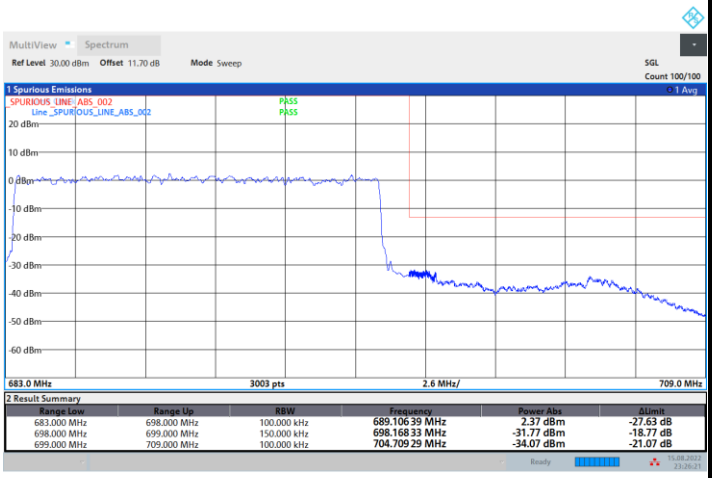

FR1 n71 / 15MHz / DFT-s-OFDM / QPSK / Full RB

Lowest Band Edge

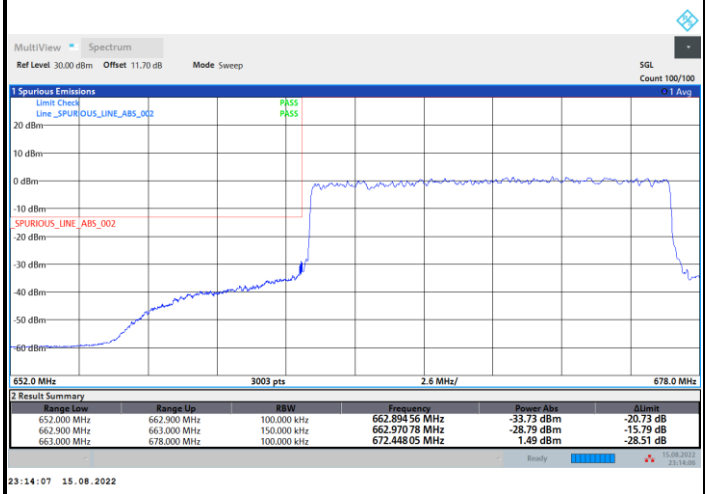

Highest Band Edge

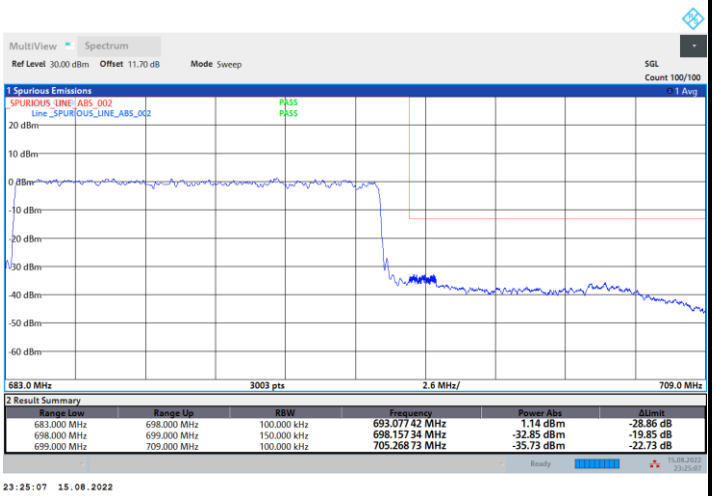

FR1 n71 / 15MHz / DFT-s-OFDM / 16QAM / Full RB

Lowest Band Edge

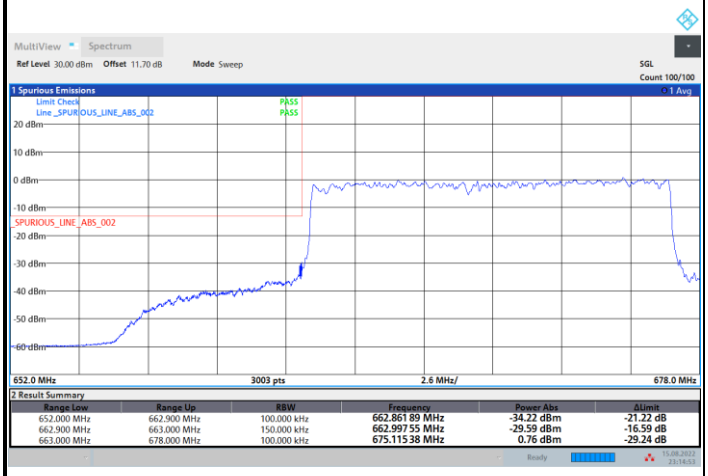

Highest Band Edge

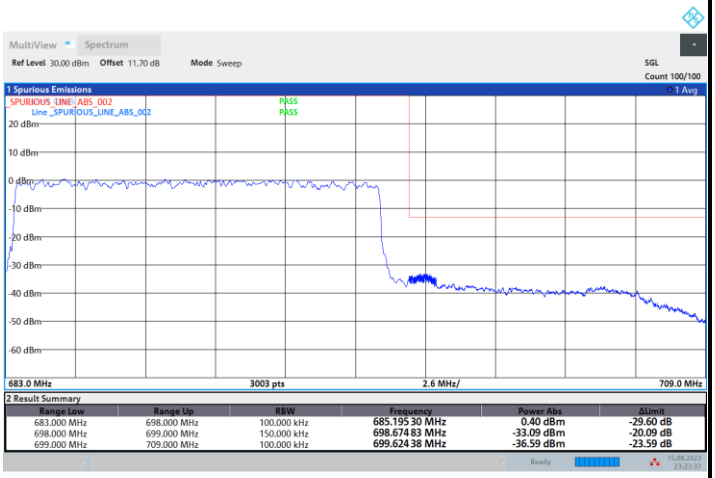

FR1 n71 / 15MHz / DFT-s-OFDM / 64QAM / Full RB

Lowest Band Edge

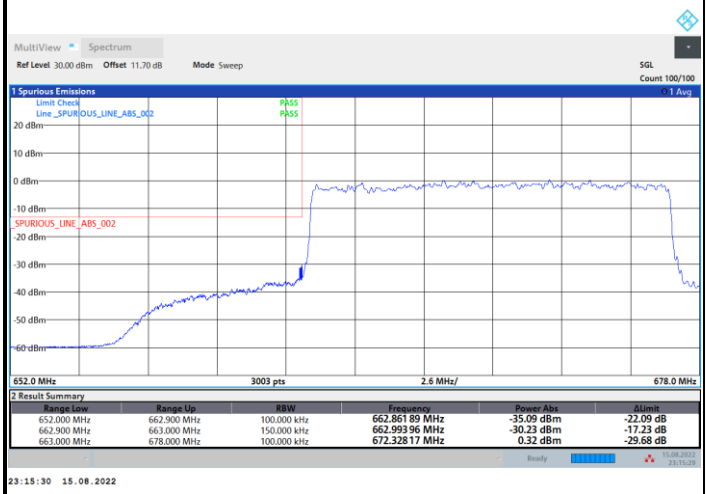

Highest Band Edge

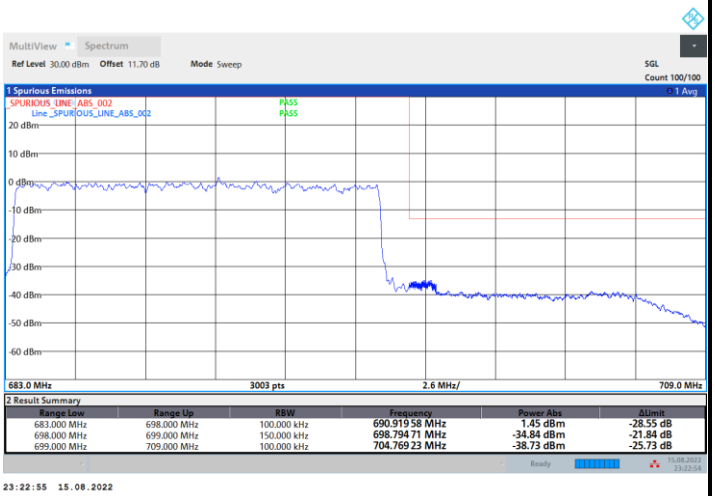

FR1 n71 / 15MHz / DFT-s-OFDM / 256QAM / Full RB

Lowest Band Edge

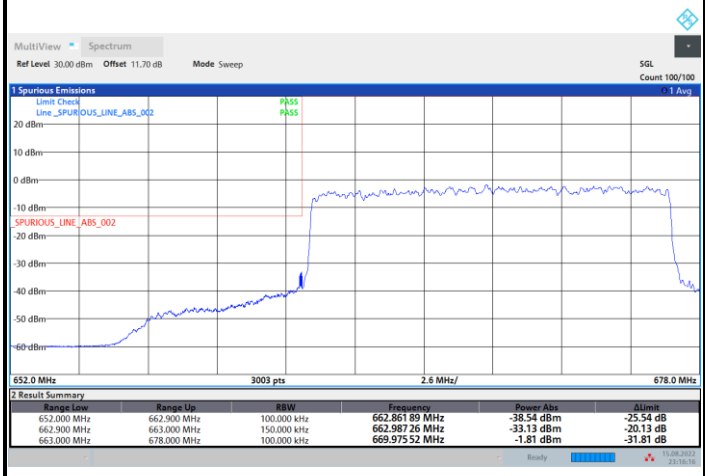

Highest Band Edge

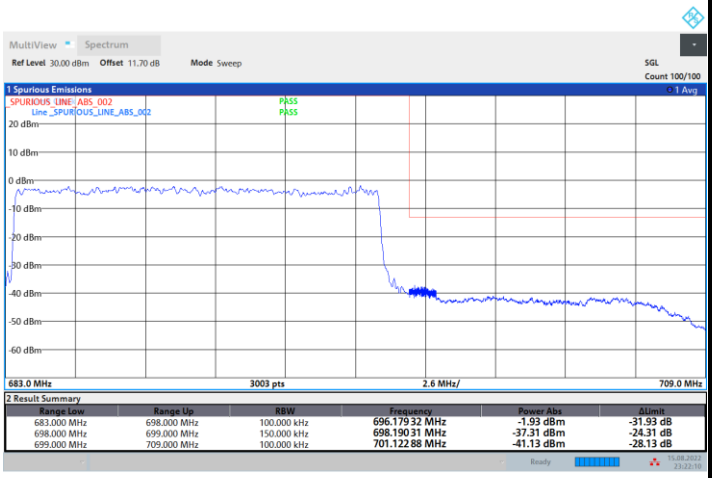

FR1 n71 / 15MHz / CP OFDM / QPSK / Full RB

Lowest Band Edge

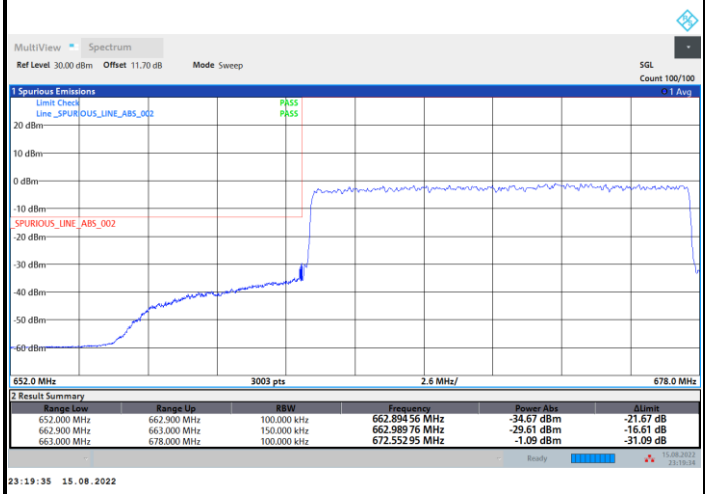

Highest Band Edge

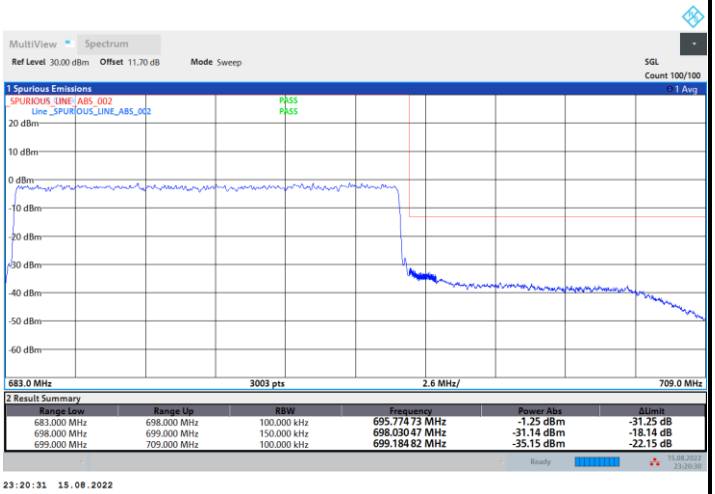

FR1 n71 / 20MHz / DFT-s-OFDM / PI/2 BPSK / Full RB

Lowest Band Edge

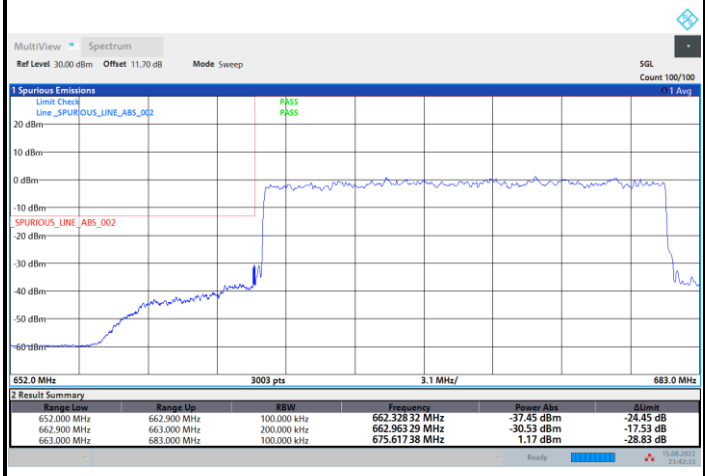

Highest Band Edge

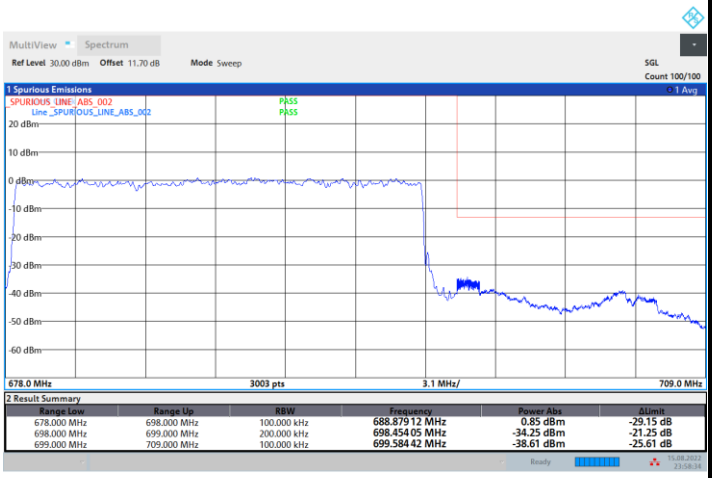

FR1 n71 / 20MHz / DFT-s-OFDM / QPSK / Full RB

Lowest Band Edge

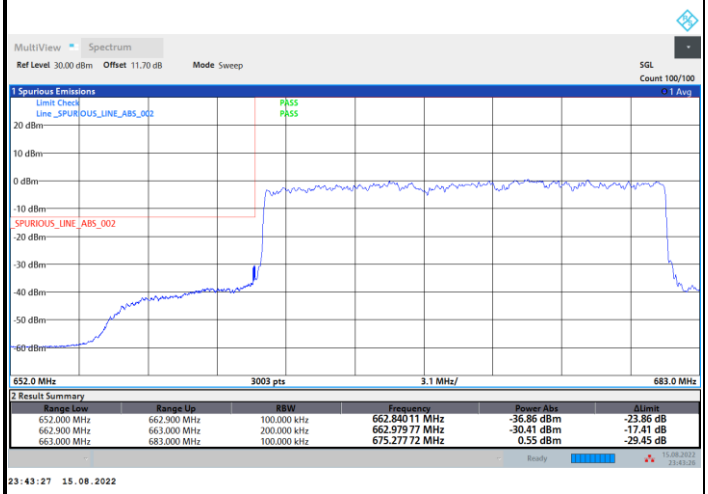

Highest Band Edge

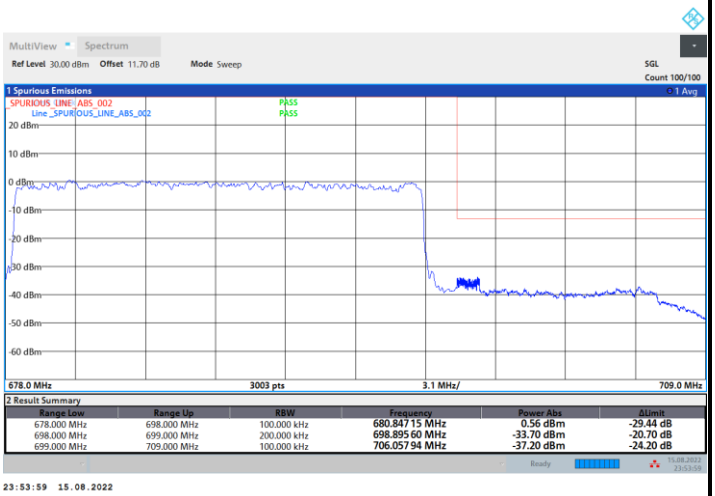

FR1 n71 / 20MHz / DFT-s-OFDM / 16QAM / Full RB

Lowest Band Edge

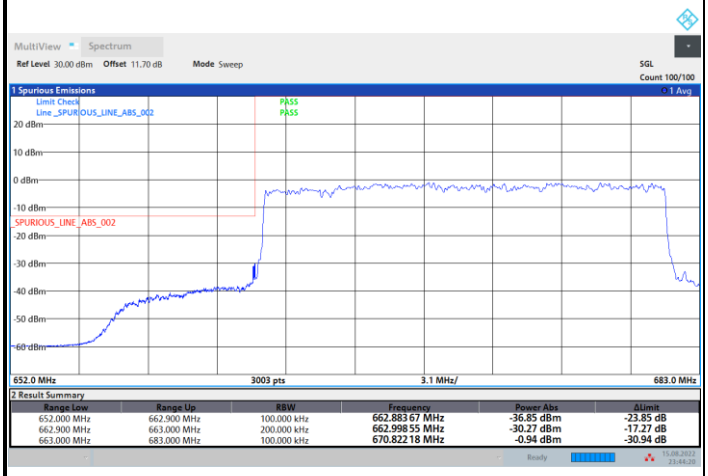

Highest Band Edge

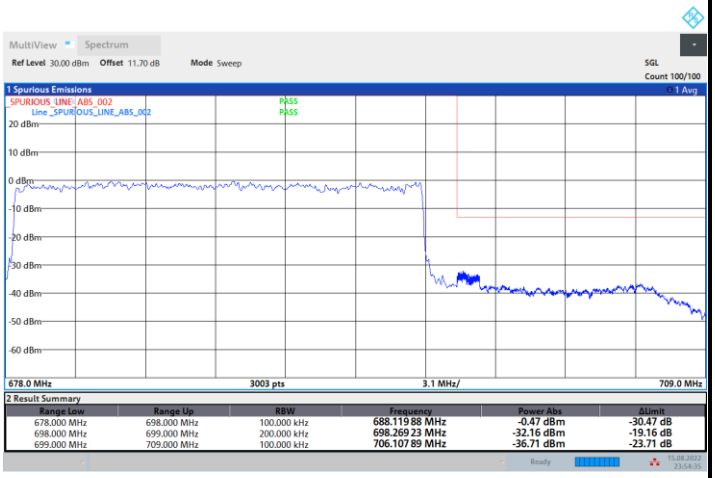

FR1 n71 / 20MHz / DFT-s-OFDM / 64QAM / Full RB

Lowest Band Edge

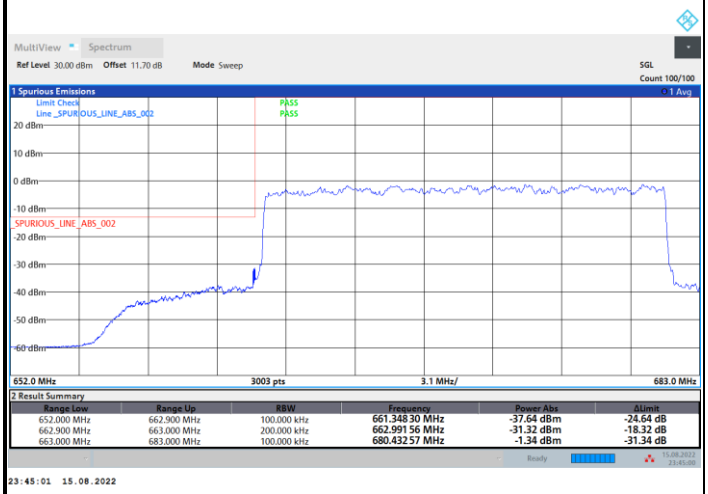

Highest Band Edge

FR1 n71 / 20MHz / DFT-s-OFDM / 256QAM / Full RB	
Lowest Band Edge	**Highest Band Edge**
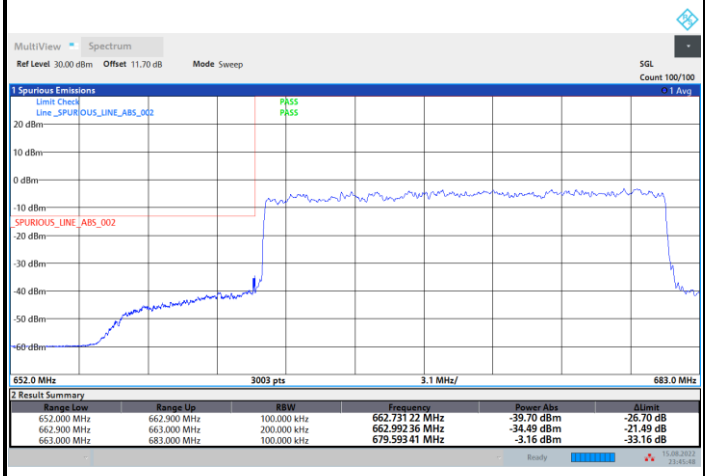	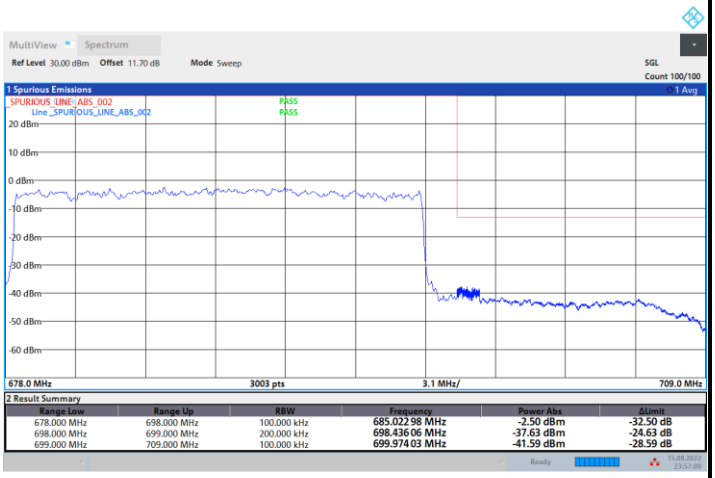

FR1 n71 / 20MHz / CP OFDM / QPSK / Full RB	
Lowest Band Edge	**Highest Band Edge**
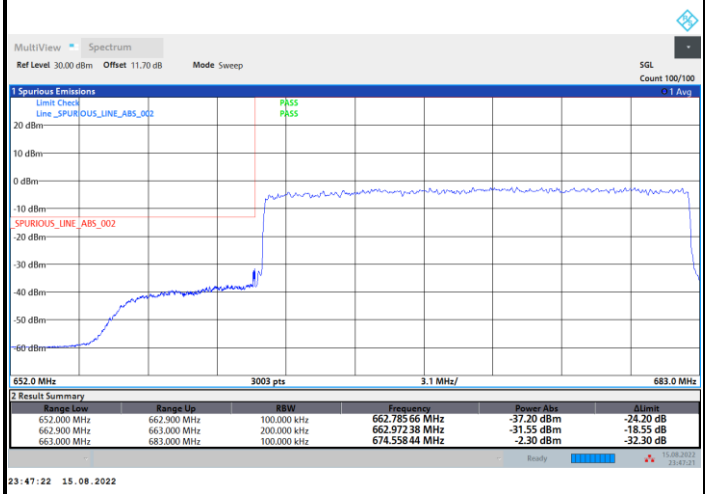	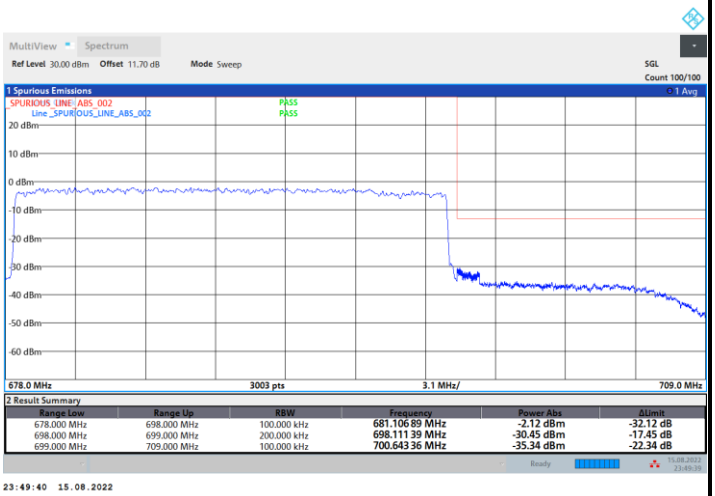

Conducted Spurious Emission

FR1 n71 / 5MHz / DFT-S OFDM / QPSK / 1RB1

Lowest Channel

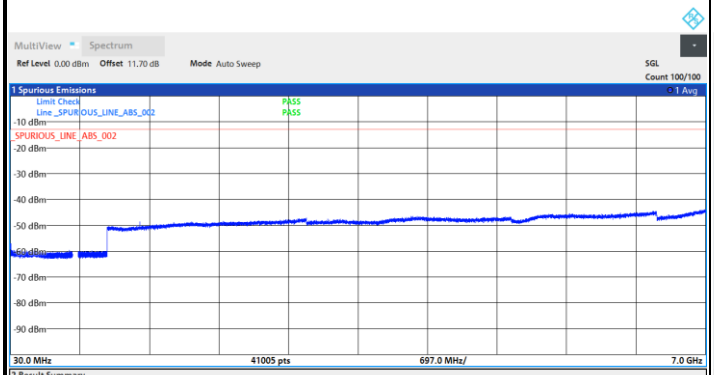

2 Result Summary

Range Low	Range Up	RBW	Frequency	Power Abs	ΔLimit
30.000 MHz	652.000 MHz	100.000 kHz	35.203 72 MHz	-57.03 dBm	-44.03 dB
709.000 MHz	1.000 GHz	100.000 kHz	847.444 13 MHz	-59.92 dBm	-46.92 dB
1.000 GHz	3.000 GHz	1.000 MHz	2.998 83 GHz	-47.25 dBm	-34.25 dB
3.000 GHz	5.000 GHz	1.000 MHz	4.108 65 GHz	-46.47 dBm	-33.47 dB
5.000 GHz	7.000 GHz	1.000 MHz	6.985 50 GHz	-43.91 dBm	-30.91 dB

22:12:00 15.08.2022

Middle Channel

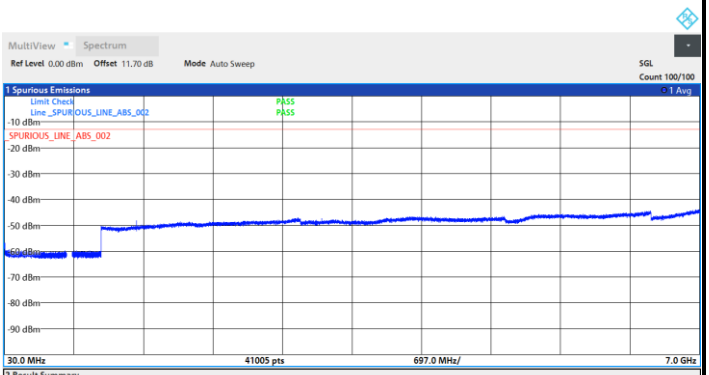

2 Result Summary

Range Low	Range Up	RBW	Frequency	Power Abs	ΔLimit
30.000 MHz	652.000 MHz	100.000 kHz	32.467 10 MHz	-56.87 dBm	-43.87 dB
709.000 MHz	1.000 GHz	100.000 kHz	730.767 72 MHz	-59.74 dBm	-46.74 dB
1.000 GHz	3.000 GHz	1.000 MHz	2.978 17 GHz	-47.16 dBm	-34.16 dB
3.000 GHz	5.000 GHz	1.000 MHz	4.170 97 GHz	-46.66 dBm	-33.66 dB
5.000 GHz	7.000 GHz	1.000 MHz	6.994 50 GHz	-43.97 dBm	-30.97 dB

22:16:05 15.08.2022

Highest Channel

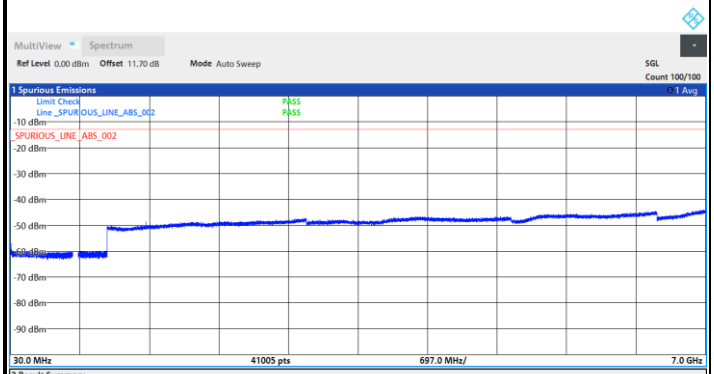

2 Result Summary

Range Low	Range Up	RBW	Frequency	Power Abs	ΔLimit
30.000 MHz	652.000 MHz	100.000 kHz	34.954 94 MHz	-57.15 dBm	-44.15 dB
709.000 MHz	1.000 GHz	100.000 kHz	940.370 64 MHz	-59.96 dBm	-46.96 dB
1.000 GHz	3.000 GHz	1.000 MHz	2.972 50 GHz	-47.23 dBm	-34.23 dB
3.000 GHz	5.000 GHz	1.000 MHz	4.110 65 GHz	-46.56 dBm	-33.56 dB
5.000 GHz	7.000 GHz	1.000 MHz	6.970 50 GHz	-43.93 dBm	-30.93 dB

22:17:16 15.08.2022

Frequency Stability

Test Conditions		FR1 n71 (BPSK) / Middle Channel	Limit
Temperature (°C)	Voltage (Volt)	BW 20MHz	Note 2.
		Deviation (ppm)	Result
50	Normal Voltage	0.0051	PASS
40	Normal Voltage	0.0104	
30	Normal Voltage	0.0191	
20(Ref.)	Normal Voltage	0.0000	
10	Normal Voltage	0.0217	
0	Normal Voltage	0.0197	
-10	Normal Voltage	0.0034	
-20	Normal Voltage	0.0053	
-30	Normal Voltage	0.0129	
20	Maximum Voltage	0.0159	
20	Normal Voltage	0.0000	
20	Battery End Point	0.0115	

Note:

1. Normal Voltage = 3.3 V.；Battery End Point (BEP) = 3.135 V.；Maximum Voltage = 4.4 V.
2. The frequency fundamental emissions stay within the authorized frequency block.

Appendix B. Test Results of Radiated Test

<Ant. 0>

5G NR n5

5G NR n5/ 20MHz / PI/2 BPSK									
Channel	Frequency (MHz)	ERP (dBm)	Limit (dBm)	Over Limit (dB)	SPA Reading (dBm)	S.G. Power (dBm)	TX Cable loss (dB)	TX Antenna Gain (dBi)	Polarization (H/V)
Lowest	1648	-62.77	-13	-49.77	-74.6	-64.53	0.98	4.89	H
	2472	-59.24	-13	-46.24	-76.45	-61.12	1.28	5.32	H
	3296	-57.81	-13	-44.81	-77.13	-61.22	1.54	7.10	H
									H
									H
									H
									H
	1648	-62.86	-13	-49.86	-75.21	-64.62	0.98	4.89	V
	2472	-58.67	-13	-45.67	-76.38	-60.55	1.28	5.32	V
	3296	-57.61	-13	-44.61	-77.32	-61.02	1.54	7.10	V
									V
									V
									V
									V
Middle	1656	-63.28	-13	-50.28	-75.29	-65.01	0.98	4.86	H
	2480	-59.43	-13	-46.43	-76.53	-61.34	1.28	5.34	H
	3304	-58.29	-13	-45.29	-77.62	-61.73	1.54	7.14	H
									H
									H
									H
									H
	1656	-63.09	-13	-50.09	-75.68	-64.82	0.98	4.86	V
	2480	-59.44	-13	-46.44	-76.97	-61.35	1.28	5.34	V
	3304	-57.78	-13	-44.78	-77.53	-61.22	1.54	7.14	V
									V
									V
									V
									V

Highest	1656	-63.52	-13	-50.52	-75.56	-65.25	0.98	4.86	H
	2488	-59.73	-13	-46.73	-76.86	-61.66	1.29	5.36	H
	3320	-57.92	-13	-44.92	-77.33	-61.43	1.55	7.21	H
									H
									H
									H
									H
	1656	-62.53	-13	-49.53	-75.08	-64.26	0.98	4.86	V
	2488	-57.99	-13	-44.99	-75.66	-59.92	1.29	5.36	V
	3320	-57.51	-13	-44.51	-77.24	-61.02	1.55	7.21	V
									V
									V
									V
									V

Remark: Spurious emissions within 30-1000MHz were found more than 20dB below limit line.

MIMO <Ant. 2+0>

EN-DC 2A-n5A

EN-DC 2A-n5A / 20MHz / PI/2 BPSK									
Channel	Frequency (MHz)	ERP (dBm)	Limit (dBm)	Over Limit (dB)	SPA Reading (dBm)	S.G. Power (dBm)	TX Cable loss (dB)	TX Antenna Gain (dBi)	Polarization (H/V)
Middle	1656	-62.97	-13	-49.97	-75.02	-64.70	0.98	4.86	H
	2480	-58.79	-13	-45.79	-75.98	-60.7	1.28	5.34	H
	3304	-57.20	-13	-44.20	-76.6	-60.64	1.54	7.14	H
									H
									H
									H
									H
	1656	-62.24	-13	-49.24	-74.76	-63.97	0.98	4.86	V
	2480	-57.67	-13	-44.67	-75.3	-59.58	1.28	5.34	V
	3304	-56.60	-13	-43.60	-76.28	-60.04	1.54	7.14	V
									V
									V
									V
									V

Remark: Spurious emissions within 30-1000MHz were found more than 20dB below limit line.

EN-DC 7A-n5A

EN-DC 7A-n5A / 20MHz / PI/2 BPSK									
Channel	Frequency (MHz)	ERP (dBm)	Limit (dBm)	Over Limit (dB)	SPA Reading (dBm)	S.G. Power (dBm)	TX Cable loss (dB)	TX Antenna Gain (dBi)	Polarization (H/V)
Middle	1656	-62.69	-13	-49.69	-74.74	-64.42	0.98	4.86	H
	2480	-58.19	-13	-45.19	-75.38	-60.1	1.28	5.34	H
	3304	-57.25	-13	-44.25	-76.65	-60.69	1.54	7.14	H
									H
									H
									H
									H
	1656	-62.30	-13	-49.30	-74.82	-64.03	0.98	4.86	V
	2480	-58.00	-13	-45.00	-75.63	-59.91	1.28	5.34	V
	3304	-57.04	-13	-44.04	-76.72	-60.48	1.54	7.14	V
									V
									V
									V
									V

Remark: Spurious emissions within 30-1000MHz were found more than 20dB below limit line.

EN-DC 30A-n5A

EN-DC 30A-n5A / 20MHz / PI/2 BPSK									
Channel	Frequency (MHz)	ERP (dBm)	Limit (dBm)	Over Limit (dB)	SPA Reading (dBm)	S.G. Power (dBm)	TX Cable loss (dB)	TX Antenna Gain (dBi)	Polarization (H/V)
Middle	1656	-62.69	-13	-49.69	-74.74	-64.42	0.98	4.86	H
	2480	-58.29	-13	-45.29	-75.48	-60.2	1.28	5.34	H
	3304	-57.20	-13	-44.20	-76.6	-60.64	1.54	7.14	H
									H
									H
									H
									H
	1656	-62.00	-13	-49.00	-74.52	-63.73	0.98	4.86	V
	2480	-57.54	-13	-44.54	-75.17	-59.45	1.28	5.34	V
	3304	-57.11	-13	-44.11	-76.79	-60.55	1.54	7.14	V
									V
									V
									V
									V

Remark: Spurious emissions within 30-1000MHz were found more than 20dB below limit line.

EN-DC 66A-n5A

EN-DC 66A-n5A / 20MHz / PI/2 BPSK									
Channel	Frequency (MHz)	ERP (dBm)	Limit (dBm)	Over Limit (dB)	SPA Reading (dBm)	S.G. Power (dBm)	TX Cable loss (dB)	TX Antenna Gain (dBi)	Polarization (H/V)
Middle	1656	-62.90	-13	-49.90	-74.95	-64.63	0.98	4.86	H
	2480	-58.41	-13	-45.41	-75.6	-60.32	1.28	5.34	H
	3304	-56.82	-13	-43.82	-76.22	-60.26	1.54	7.14	H
									H
									H
									H
									H
	1656	-62.08	-13	-49.08	-74.6	-63.81	0.98	4.86	V
	2480	-58.18	-13	-45.18	-75.81	-60.09	1.28	5.34	V
	3304	-56.81	-13	-43.81	-76.49	-60.25	1.54	7.14	V
									V
									V
									V
									V

Remark: Spurious emissions within 30-1000MHz were found more than 20dB below limit line.

MIMO <Ant. 1+0>

EN-DC 48A-n5A

EN-DC 48A-n5A / 20MHz / PI/2 BPSK									
Channel	Frequency (MHz)	ERP (dBm)	Limit (dBm)	Over Limit (dB)	SPA Reading (dBm)	S.G. Power (dBm)	TX Cable loss (dB)	TX Antenna Gain (dBi)	Polarization (H/V)
Middle	1656	-62.87	-13	-49.87	-74.92	-64.60	0.98	4.86	H
	2480	-58.57	-13	-45.57	-75.76	-60.48	1.28	5.34	H
	3304	-56.95	-13	-43.95	-76.35	-60.39	1.54	7.14	H
									H
									H
									H
									H
	1656	-62.07	-13	-49.07	-74.59	-63.8	0.98	4.86	V
	2480	-58.26	-13	-45.26	-75.89	-60.17	1.28	5.34	V
	3304	-57.00	-13	-44.00	-76.68	-60.44	1.54	7.14	V
									V
									V
									V
									V

Remark: Spurious emissions within 30-1000MHz were found more than 20dB below limit line.

<Ant. 0>

5G NR n25

5G NR n25 / 20MHz / PI/2 BPSK									
Channel	Frequency (MHz)	EIRP (dBm)	Limit (dBm)	Over Limit (dB)	SPA Reading (dBm)	S.G. Power (dBm)	TX Cable loss (dB)	TX Antenna Gain (dBi)	Polarization (H/V)
Lowest	3702	-57.66	-13	-44.66	-78.42	-64.23	1.67	8.24	H
	5550	-55.72	-13	-42.72	-81.17	-62.79	2.65	9.72	H
	7398	-54.43	-13	-41.43	-81.37	-63.56	2.46	11.60	H
									H
									H
									H
									H
	3702	-57.87	-13	-44.87	-78.69	-64.44	1.67	8.24	V
	5550	-55.76	-13	-42.76	-81.23	-62.83	2.65	9.72	V
	7398	-54.21	-13	-41.21	-81.36	-63.34	2.46	11.60	V
									V
									V
									V
									V
Middle	3744	-57.92	-13	-44.92	-78.62	-64.53	1.68	8.29	H
	5616	-55.98	-13	-42.98	-81.47	-63.03	2.69	9.75	H
	7488	-54.05	-13	-41.05	-81.16	-63.39	2.43	11.78	H
									H
									H
									H
									H
	3744	-57.62	-13	-44.62	-78.43	-64.23	1.68	8.29	V
	5616	-55.74	-13	-42.74	-81.35	-62.79	2.69	9.75	V
	7488	-53.32	-13	-40.32	-80.65	-62.66	2.43	11.78	V
									V
									V
									V
									V

Highest	3792	-58.13	-13	-45.13	-78.93	-64.78	1.70	8.35	H
	5688	-55.48	-13	-42.48	-81.11	-62.52	2.73	9.78	H
	7578	-53.84	-13	-40.84	-81.18	-63.28	2.40	11.85	H
									H
									H
									H
									H
	3792	-57.68	-13	-44.68	-78.46	-64.33	1.70	8.35	V
	5688	-55.15	-13	-42.15	-80.8	-62.19	2.73	9.78	V
	7578	-53.61	-13	-40.61	-81.24	-63.05	2.40	11.85	V
									V
									V
									V
									V

Remark: Spurious emissions within 30-1000MHz were found more than 20dB below limit line.

MIMO <Ant. 3+0>

EN-DC 48A-n25A

EN-DC 48A-n25A / 20MHz / PI/2 BPSK									
Channel	Frequency (MHz)	EIRP (dBm)	Limit (dBm)	Over Limit (dB)	SPA Reading (dBm)	S.G. Power (dBm)	TX Cable loss (dB)	TX Antenna Gain (dBi)	Polarization (H/V)
Middle	3744	-56.91	-13	-43.91	-77.69	-63.52	1.68	8.29	H
	5616	-55.12	-13	-42.12	-80.69	-62.17	2.69	9.75	H
	7488	-53.33	-13	-40.33	-80.49	-62.67	2.43	11.78	H
									H
									H
									H
									H
	3744	-56.56	-13	-43.56	-77.35	-63.17	1.68	8.29	V
	5616	-55.08	-13	-42.08	-80.64	-62.13	2.69	9.75	V
	7488	-52.68	-13	-39.68	-80.08	-62.02	2.43	11.78	V
									V
									V
									V
									V

Remark: Spurious emissions within 30-1000MHz were found more than 20dB below limit line.

MIMO <Ant. 0+2>

EN-DC 5A-n25A

EN-DC 5A-n25A / 20MHz / PI/2 BPSK									
Channel	Frequency (MHz)	EIRP (dBm)	Limit (dBm)	Over Limit (dB)	SPA Reading (dBm)	S.G. Power (dBm)	TX Cable loss (dB)	TX Antenna Gain (dBi)	Polarization (H/V)
Lowest	3702	-56.92	-13	-43.92	-77.69	-63.49	1.67	8.24	H
	5550	-54.94	-13	-41.94	-80.37	-62.01	2.65	9.72	H
	7398	-53.59	-13	-40.59	-80.68	-62.72	2.46	11.60	H
									H
									H
									H
									H
	3702	-56.74	-13	-43.74	-77.5	-63.31	1.67	8.24	V
	5550	-55.01	-13	-42.01	-80.41	-62.08	2.65	9.72	V
	7398	-53.51	-13	-40.51	-80.8	-62.64	2.46	11.60	V
									V
									V
									V
									V
Middle	3744	-56.81	-13	-43.81	-77.59	-63.42	1.68	8.29	H
	5616	-54.88	-13	-41.88	-80.45	-61.93	2.69	9.75	H
	7488	-53.32	-13	-40.32	-80.48	-62.66	2.43	11.78	H
									H
									H
									H
									H
	3744	-56.98	-13	-43.98	-77.77	-63.59	1.68	8.29	V
	5616	-55.13	-13	-42.13	-80.69	-62.18	2.69	9.75	V
	7488	-53.17	-13	-40.17	-80.57	-62.51	2.43	11.78	V
									V
									V
									V
									V

Highest	3792	-57.12	-13	-44.12	-77.86	-63.77	1.70	8.35	H
	5688	-55.06	-13	-42.06	-80.69	-62.1	2.73	9.78	H
	7578	-53.11	-13	-40.11	-80.48	-62.55	2.40	11.85	H
									H
									H
									H
									H
	3792	-57.20	-13	-44.20	-77.98	-63.85	1.70	8.35	V
	5688	-55.05	-13	-42.05	-80.67	-62.09	2.73	9.78	V
	7578	-53.01	-13	-40.01	-80.63	-62.45	2.40	11.85	V
									V
									V
									V
									V

Remark: Spurious emissions within 30-1000MHz were found more than 20dB below limit line.

EN-DC 12A-n25A

EN-DC 12A-n25A / 20MHz / PI/2 BPSK									
Channel	Frequency (MHz)	EIRP (dBm)	Limit (dBm)	Over Limit (dB)	SPA Reading (dBm)	S.G. Power (dBm)	TX Cable loss (dB)	TX Antenna Gain (dBi)	Polarization (H/V)
Middle	3744	-56.97	-13	-43.97	-77.75	-63.58	1.68	8.29	H
	5616	-54.93	-13	-41.93	-80.5	-61.98	2.69	9.75	H
	7488	-53.56	-13	-40.56	-80.72	-62.9	2.43	11.78	H
									H
									H
									H
									H
	3744	-57.05	-13	-44.05	-77.84	-63.66	1.68	8.29	V
	5616	-54.79	-13	-41.79	-80.35	-61.84	2.69	9.75	V
	7488	-52.82	-13	-39.82	-80.22	-62.16	2.43	11.78	V
									V
									V
									V
									V

Remark: Spurious emissions within 30-1000MHz were found more than 20dB below limit line.

EN-DC 13A-n25A

EN-DC 13A-n25A / 20MHz / PI/2 BPSK									
Channel	Frequency (MHz)	EIRP (dBm)	Limit (dBm)	Over Limit (dB)	SPA Reading (dBm)	S.G. Power (dBm)	TX Cable loss (dB)	TX Antenna Gain (dBi)	Polarization (H/V)
Middle	3744	-58.16	-13	-45.16	-78.94	-64.77	1.68	8.29	H
	5616	-55.81	-13	-42.81	-81.38	-62.86	2.69	9.75	H
	7488	-54.08	-13	-41.08	-81.24	-63.42	2.43	11.78	H
									H
									H
									H
									H
	3744	-57.81	-13	-44.81	-78.6	-64.42	1.68	8.29	V
	5616	-55.67	-13	-42.67	-81.23	-62.72	2.69	9.75	V
	7488	-53.99	-13	-40.99	-81.39	-63.33	2.43	11.78	V
									V
									V
									V
									V

Remark: Spurious emissions within 30-1000MHz were found more than 20dB below limit line.

EN-DC 26A-n25A

EN-DC 26A-n25A / 20MHz / PI/2 BPSK									
Channel	Frequency (MHz)	EIRP (dBm)	Limit (dBm)	Over Limit (dB)	SPA Reading (dBm)	S.G. Power (dBm)	TX Cable loss (dB)	TX Antenna Gain (dBi)	Polarization (H/V)
Middle	3744	-57.85	-13	-44.85	-78.63	-64.46	1.68	8.29	H
	5616	-55.93	-13	-42.93	-81.5	-62.98	2.69	9.75	H
	7488	-54.11	-13	-41.11	-81.27	-63.45	2.43	11.78	H
									H
									H
									H
									H
	3744	-57.85	-13	-44.85	-78.64	-64.46	1.68	8.29	V
	5616	-55.73	-13	-42.73	-81.29	-62.78	2.69	9.75	V
	7488	-53.74	-13	-40.74	-81.14	-63.08	2.43	11.78	V
									V
									V
									V
									V

Remark: Spurious emissions within 30-1000MHz were found more than 20dB below limit line.

EN-DC 71A-n25A

EN-DC 71A-n25A / 20MHz / PI/2 BPSK									
Channel	Frequency (MHz)	EIRP (dBm)	Limit (dBm)	Over Limit (dB)	SPA Reading (dBm)	S.G. Power (dBm)	TX Cable loss (dB)	TX Antenna Gain (dBi)	Polarization (H/V)
Middle	3744	-57.73	-13	-44.73	-78.51	-64.34	1.68	8.29	H
	5616	-55.80	-13	-42.80	-81.37	-62.85	2.69	9.75	H
	7488	-53.70	-13	-40.70	-80.86	-63.04	2.43	11.78	H
									H
									H
									H
									H
	3744	-57.62	-13	-44.62	-78.41	-64.23	1.68	8.29	V
	5616	-55.93	-13	-42.93	-81.49	-62.98	2.69	9.75	V
	7488	-53.78	-13	-40.78	-81.18	-63.12	2.43	11.78	V
									V
									V
									V
									V

Remark: Spurious emissions within 30-1000MHz were found more than 20dB below limit line.

EN-DC 14A-n2A

EN-DC 14A-n2A / 20MHz / PI/2 BPSK									
Channel	Frequency (MHz)	EIRP (dBm)	Limit (dBm)	Over Limit (dB)	SPA Reading (dBm)	S.G. Power (dBm)	TX Cable loss (dB)	TX Antenna Gain (dBi)	Polarization (H/V)
Middle	3738	-57.42	-13	-44.42	-78.19	-64.03	1.68	8.29	H
	5610	-55.70	-13	-42.70	-81.24	-62.76	2.69	9.74	H
	7482	-54.12	-13	-41.12	-81.27	-63.45	2.44	11.76	H
									H
									H
									H
									H
	3738	-57.80	-13	-44.80	-78.58	-64.41	1.68	8.29	V
	5610	-55.38	-13	-42.38	-80.9	-62.44	2.69	9.74	V
	7482	-53.69	-13	-40.69	-81.07	-63.02	2.44	11.76	V
									V
									V
									V
									V

Remark: Spurious emissions within 30-1000MHz were found more than 20dB below limit line.

<Ant. 0>

5G NR n66

5G NR n66/ 20MHz / PI/2 BPSK									
Channel	Frequency (MHz)	EIRP (dBm)	Limit (dBm)	Over Limit (dB)	SPA Reading (dBm)	S.G. Power (dBm)	TX Cable loss (dB)	TX Antenna Gain (dBi)	Polarization (H/V)
Lowest	3420	-57.16	-13	-44.16	-77.75	-63.23	1.58	7.65	H
	5130	-56.48	-13	-43.48	-80.56	-63.77	2.41	9.70	H
	6840	-54.56	-13	-41.56	-81.59	-62.53	2.64	10.61	H
									H
									H
									H
									H
	3420	-57.29	-13	-44.29	-77.83	-63.36	1.58	7.65	V
	5130	-56.66	-13	-43.66	-80.55	-63.95	2.41	9.70	V
	6840	-54.38	-13	-41.38	-81.36	-62.35	2.64	10.61	V
									V
									V
									V
									V
Middle	3468	-56.99	-13	-43.99	-77.73	-63.25	1.59	7.86	H
	5208	-56.18	-13	-43.18	-80.36	-63.42	2.46	9.70	H
	6942	-54.76	-13	-41.76	-81.44	-62.88	2.61	10.73	H
									H
									H
									H
									H
	3468	-56.97	-13	-43.97	-77.6	-63.23	1.59	7.86	V
	5208	-56.61	-13	-43.61	-80.6	-63.85	2.46	9.70	V
	6942	-54.83	-13	-41.83	-81.57	-62.95	2.61	10.73	V
									V
									V
									V
									V

Highest	3522	-56.91	-13	-43.91	-77.74	-63.33	1.61	8.03	H
	5280	-56.04	-13	-43.04	-80.52	-63.24	2.50	9.70	H
	7038	-54.72	-13	-41.72	-81.45	-63.02	2.58	10.88	H
									H
									H
									H
									H
	3522	-56.79	-13	-43.79	-77.63	-63.21	1.61	8.03	V
	5280	-56.28	-13	-43.28	-80.62	-63.48	2.50	9.70	V
	7038	-55.03	-13	-42.03	-81.87	-63.33	2.58	10.88	V
									V
									V
									V
									V

Remark: Spurious emissions within 30-1000MHz were found more than 20dB below limit line.

MIMO <Ant. 3+0>

EN-DC 48A-n66A

EN-DC 48A-n66A / 20MHz / PI/2 BPSK									
Channel	Frequency (MHz)	EIRP (dBm)	Limit (dBm)	Over Limit (dB)	SPA Reading (dBm)	S.G. Power (dBm)	TX Cable loss (dB)	TX Antenna Gain (dBi)	Polarization (H/V)
Middle	3468	-56.72	-13	-43.72	-77.49	-62.98	1.59	7.86	H
	5208	-56.31	-13	-43.31	-80.53	-63.55	2.46	9.70	H
	6942	-54.57	-13	-41.57	-81.39	-62.69	2.61	10.73	H
									H
									H
									H
									H
	3468	-57.10	-13	-44.10	-77.8	-63.36	1.59	7.86	V
	5208	-56.17	-13	-43.17	-80.26	-63.41	2.46	9.70	V
	6942	-54.85	-13	-41.85	-81.69	-62.97	2.61	10.73	V
									V
									V
									V
									V

Remark: Spurious emissions within 30-1000MHz were found more than 20dB below limit line.

MIMO <Ant. 0+2>

EN-DC 5A-n66A

EN-DC 5A-n66A / 20MHz / PI/2 BPSK									
Channel	Frequency (MHz)	EIRP (dBm)	Limit (dBm)	Over Limit (dB)	SPA Reading (dBm)	S.G. Power (dBm)	TX Cable loss (dB)	TX Antenna Gain (dBi)	Polarization (H/V)
Lowest	3420	-56.99	-13	-43.99	-7754	-63.06	1.58	7.65	H
	5130	-56.48	-13	-43.48	-80.59	-63.77	2.41	9.70	H
	6840	-54.32	-13	-41.32	-81.38	-62.29	2.64	10.61	H
									H
									H
									H
									H
	3420	-56.78	-13	-43.78	-77.38	-62.85	1.58	7.65	V
	5130	-56.27	-13	-43.27	-80.22	-63.56	2.41	9.70	V
	6840	-54.19	-13	-41.19	-81.2	-62.16	2.64	10.61	V
									V
									V
									V
									V
Middle	3468	-56.95	-13	-43.95	-77.72	-63.21	1.59	7.86	H
	5208	-56.39	-13	-43.39	-80.61	-63.63	2.46	9.70	H
	6942	-54.80	-13	-41.80	-81.62	-62.92	2.61	10.73	H
									H
									H
									H
									H
	3468	-56.27	-13	-43.27	-76.97	-62.53	1.59	7.86	V
	5208	-56.51	-13	-43.51	-80.6	-63.75	2.46	9.70	V
	6942	-54.51	-13	-41.51	-81.35	-62.63	2.61	10.73	V
									V
									V
									V
									V

Highest	3522	-56.73	-13	-43.73	-77.64	-63.15	1.61	8.03	H
	5280	-55.89	-13	-42.89	-80.37	-63.09	2.50	9.70	H
	7038	-54.15	-13	-41.15	-80.92	-62.45	2.58	10.88	H
									H
									H
									H
									H
	3522	-56.78	-13	-43.78	-77.55	-63.2	1.61	8.03	V
	5280	-56.40	-13	-43.40	-80.78	-63.6	2.50	9.70	V
	7038	-54.47	-13	-41.47	-81.31	-62.77	2.58	10.88	V
									V
									V
									V
									V

Remark: Spurious emissions within 30-1000MHz were found more than 20dB below limit line.

EN-DC 12A-n66A

EN-DC 12A-n66A / 20MHz / PI/2 BPSK									
Channel	Frequency (MHz)	EIRP (dBm)	Limit (dBm)	Over Limit (dB)	SPA Reading (dBm)	S.G. Power (dBm)	TX Cable loss (dB)	TX Antenna Gain (dBi)	Polarization (H/V)
Middle	3468	-57.75	-13	-44.75	-78.52	-64.01	1.59	7.86	H
	5208	-57.44	-13	-44.44	-81.66	-64.68	2.46	9.70	H
	6942	-55.69	-13	-42.69	-82.51	-63.81	2.61	10.73	H
									H
									H
									H
									H
	3468	-58.10	-13	-45.10	-78.8	-64.36	1.59	7.86	V
	5208	-57.62	-13	-44.62	-81.71	-64.86	2.46	9.70	V
	6942	-55.77	-13	-42.77	-82.61	-63.89	2.61	10.73	V
									V
									V
									V
									V

Remark: Spurious emissions within 30-1000MHz were found more than 20dB below limit line.

EN-DC 13A-n66A

EN-DC 13A-n66A / 20MHz / PI/2 BPSK									
Channel	Frequency (MHz)	EIRP (dBm)	Limit (dBm)	Over Limit (dB)	SPA Reading (dBm)	S.G. Power (dBm)	TX Cable loss (dB)	TX Antenna Gain (dBi)	Polarization (H/V)
Middle	3468	-58.03	-13	-45.03	-78.8	-64.29	1.59	7.86	H
	5208	-57.56	-13	-44.56	-81.78	-64.8	2.46	9.70	H
	6942	-55.29	-13	-42.29	-82.11	-63.41	2.61	10.73	H
									H
									H
									H
									H
	3468	-58.21	-13	-45.21	-78.91	-64.47	1.59	7.86	V
	5208	-57.45	-13	-44.45	-81.54	-64.69	2.46	9.70	V
	6942	-55.82	-13	-42.82	-82.66	-63.94	2.61	10.73	V
									V
									V
									V
									V

Remark: Spurious emissions within 30-1000MHz were found more than 20dB below limit line.

EN-DC 14A-n66A

EN-DC 14A-n66A / 20MHz / PI/2 BPSK									
Channel	Frequency (MHz)	EIRP (dBm)	Limit (dBm)	Over Limit (dB)	SPA Reading (dBm)	S.G. Power (dBm)	TX Cable loss (dB)	TX Antenna Gain (dBi)	Polarization (H/V)
Middle	3468	-57.87	-13	-44.87	-78.64	-64.13	1.59	7.86	H
	5208	-57.44	-13	-44.44	-81.66	-64.68	2.46	9.70	H
	6942	-55.79	-13	-42.79	-82.61	-63.91	2.61	10.73	H
									H
									H
									H
									H
	3468	-58.30	-13	-45.30	-79	-64.56	1.59	7.86	V
	5208	-56.79	-13	-43.79	-80.88	-64.03	2.46	9.70	V
	6942	-55.54	-13	-42.54	-82.38	-63.66	2.61	10.73	V
									V
									V
									V
									V

Remark: Spurious emissions within 30-1000MHz were found more than 20dB below limit line.

EN-DC 71A-n66A

EN-DC 71A-n66A / 20MHz / PI/2 BPSK									
Channel	Frequency (MHz)	EIRP (dBm)	Limit (dBm)	Over Limit (dB)	SPA Reading (dBm)	S.G. Power (dBm)	TX Cable loss (dB)	TX Antenna Gain (dBi)	Polarization (H/V)
Middle	3468	-57.94	-13	-44.94	-78.71	-64.2	1.59	7.86	H
	5208	-57.33	-13	-44.33	-81.55	-64.57	2.46	9.70	H
	6942	-55.54	-13	-42.54	-82.36	-63.66	2.61	10.73	H
									H
									H
									H
									H
	3468	-57.84	-13	-44.84	-78.54	-64.1	1.59	7.86	V
	5208	-57.49	-13	-44.49	-81.58	-64.73	2.46	9.70	V
	6942	-55.66	-13	-42.66	-82.5	-63.78	2.61	10.73	V
									V
									V
									V
									V

Remark: Spurious emissions within 30-1000MHz were found more than 20dB below limit line.

<Ant. 0>

5G NR n7

5G NR n7/ 20MHz / PI/2 BPSK									
Channel	Frequency (MHz)	EIRP (dBm)	Limit (dBm)	Over Limit (dB)	SPA Reading (dBm)	S.G. Power (dBm)	TX Cable loss (dB)	TX Antenna Gain (dBi)	Polarization (H/V)
Lowest	4998	-57.76	-25	-32.76	-81.76	-65.12	2.34	9.70	H
	7500	-55.53	-25	-30.53	-82.67	-64.9	2.43	11.80	H
	10008	-51.77	-25	-26.77	-83.16	-61.28	2.70	12.20	H
									H
									H
									H
									H
	4998	-57.64	-25	-32.64	-81.46	-65	2.34	9.70	V
	7500	-55.18	-25	-30.18	-82.58	-64.55	2.43	11.80	V
	10008	-52.13	-25	-27.13	-83.45	-61.64	2.70	12.20	V
									V
									V
									V
									V
Middle	5052	-57.60	-25	-32.60	-81.61	-64.93	2.37	9.70	H
	7572	-55.26	-25	-30.26	-82.63	-64.7	2.41	11.84	H
	10098	-51.77	-25	-26.77	-83.43	-61.31	2.70	12.24	H
									H
									H
									H
									H
	5052	-57.60	-25	-32.60	-81.43	-64.93	2.37	9.70	V
	7572	-54.95	-25	-29.95	-82.57	-64.39	2.41	11.84	V
	10098	-51.88	-25	-26.88	-83.46	-61.42	2.70	12.24	V
									V
									V
									V
									V

Highest	5100	-57.47	-25	-32.47	-81.55	-64.78	2.39	9.70	H
	7650	-54.49	-25	-29.49	-82.29	-64	2.38	11.89	H
	10206	-51.30	-25	-26.30	-83.29	-60.89	2.70	12.28	H
									H
									H
									H
									H
	5100	-57.34	-25	-32.34	-81.25	-64.65	2.39	9.70	V
	7650	-54.28	-25	-29.28	-82.08	-63.79	2.38	11.89	V
	10206	-51.63	-25	-26.63	-83.52	-61.22	2.70	12.28	V
									V
									V
									V
									V

Remark: Spurious emissions within 30-1000MHz were found more than 20dB below limit line.

MIMO <Ant. 0+2>

EN-DC 5A-n7A

EN-DC 5A-n7A / 20MHz / PI/2 BPSK									
Channel	Frequency (MHz)	EIRP (dBm)	Limit (dBm)	Over Limit (dB)	SPA Reading (dBm)	S.G. Power (dBm)	TX Cable loss (dB)	TX Antenna Gain (dBi)	Polarization (H/V)
Middle	5052	-56.29	-25	-31.29	-80.3	-63.62	2.37	9.70	H
	7572	-53.65	-25	-28.65	-81.02	-63.09	2.41	11.84	H
	10098	-49.32	-25	-24.32	-80.98	-58.86	2.70	12.24	H
									H
									H
									H
									H
	5052	-56.62	-25	-31.62	-80.45	-63.95	2.37	9.70	V
	7572	-53.43	-25	-28.43	-81.05	-62.87	2.41	11.84	V
	10098	-49.37	-25	-24.37	-80.95	-58.91	2.70	12.24	V
									V
									V
									V
									V

Remark: Spurious emissions within 30-1000MHz were found more than 20dB below limit line.

EN-DC 12A-n7A

EN-DC 12A-n7A / 20MHz / PI/2 BPSK									
Channel	Frequency (MHz)	EIRP (dBm)	Limit (dBm)	Over Limit (dB)	SPA Reading (dBm)	S.G. Power (dBm)	TX Cable loss (dB)	TX Antenna Gain (dBi)	Polarization (H/V)
Middle	5052	-56.31	-25	-31.31	-80.32	-63.64	2.37	9.70	H
	7572	-53.90	-25	-28.90	-81.27	-63.34	2.41	11.84	H
	10098	-49.63	-25	-24.63	-81.29	-59.17	2.70	12.24	H
									H
									H
									H
									H
	5052	-56.72	-25	-31.72	-80.55	-64.05	2.37	9.70	V
	7572	-53.59	-25	-28.59	-81.21	-63.03	2.41	11.84	V
	10098	-49.61	-25	-24.61	-81.19	-59.15	2.70	12.24	V
									V
									V
									V
									V

Remark: Spurious emissions within 30-1000MHz were found more than 20dB below limit line.

EN-DC 71A-n7A

EN-DC 71A-n7A / 20MHz / PI/2 BPSK									
Channel	Frequency (MHz)	EIRP (dBm)	Limit (dBm)	Over Limit (dB)	SPA Reading (dBm)	S.G. Power (dBm)	TX Cable loss (dB)	TX Antenna Gain (dBi)	Polarization (H/V)
Middle	5052	-56.78	-25	-31.78	-80.79	-64.11	2.37	9.70	H
	7572	-53.91	-25	-28.91	-81.28	-63.35	2.41	11.84	H
	10098	-49.87	-25	-24.87	-81.53	-59.41	2.70	12.24	H
									H
									H
									H
									H
	5052	-56.64	-25	-31.64	-80.47	-63.97	2.37	9.70	V
	7572	-53.57	-25	-28.57	-81.19	-63.01	2.41	11.84	V
	10098	-49.59	-25	-24.59	-81.17	-59.13	2.70	12.24	V
									V
									V
									V
									V

Remark: Spurious emissions within 30-1000MHz were found more than 20dB below limit line.

<Ant. 2>

5G NR n41 (HPUE)

5G NR n41 (HPUE) / 20MHz / PI/2 BPSK									
Channel	Frequency (MHz)	EIRP (dBm)	Limit (dBm)	Over Limit (dB)	SPA Reading (dBm)	S.G. Power (dBm)	TX Cable loss (dB)	TX Antenna Gain (dBi)	Polarization (H/V)
Lowest	4992	-57.44	-25	-32.44	-81.42	-64.79	2.33	9.68	H
	7488	-55.67	-25	-30.67	-82.83	-65.01	2.43	11.78	H
	9990	-51.96	-25	-26.96	-83.33	-61.47	2.69	12.21	H
									H
									H
									H
									H
	4992	-57.91	-25	-32.91	-81.69	-65.26	2.33	9.68	V
	7488	-55.54	-25	-30.54	-82.94	-64.88	2.43	11.78	V
	9990	-52.06	-25	-27.06	-83.37	-61.57	2.69	12.21	V
									V
									V
									V
									V
Middle	5166	-57.16	-25	-32.16	-81.29	-64.43	2.43	9.70	H
	7746	-54.82	-25	-29.82	-82.59	-64.42	2.35	11.95	H
	10332	-51.08	-25	-26.08	-83.44	-60.72	2.69	12.33	H
									H
									H
									H
									H
	5166	-57.25	-25	-32.25	-81.23	-64.52	2.43	9.70	V
	7746	-54.23	-25	-29.23	-82.29	-63.83	2.35	11.95	V
	10332	-51.23	-25	-26.23	-83.46	-60.87	2.69	12.33	V
									V
									V
									V
									V

Highest	5340	-55.25	-25	-30.25	-79.93	-62.42	2.53	9.70	H
	8010	-53.47	-25	-28.47	-81.84	-63.31	2.27	12.11	H
	10674	-50.13	-25	-25.13	-83.45	-59.87	2.69	12.43	H
									H
									H
									H
									H
	5340	-57.66	-25	-32.66	-82.26	-64.83	2.53	9.70	V
	8010	-52.79	-25	-27.79	-81.5	-62.63	2.27	12.11	V
	10674	-49.83	-25	-24.83	-82.97	-59.57	2.69	12.43	V
									V
									V
									V
									V

Remark: Spurious emissions within 30-1000MHz were found more than 20dB below limit line.

MIMO <Ant. 0+2>

EN-DC 2A-n41A

EN-DC 2A-n41A / 20MHz / PI/2 BPSK									
Channel	Frequency (MHz)	EIRP (dBm)	Limit (dBm)	Over Limit (dB)	SPA Reading (dBm)	S.G. Power (dBm)	TX Cable loss (dB)	TX Antenna Gain (dBi)	Polarization (H/V)
Middle	5166	-55.47	-25	-30.47	-79.6	-62.74	2.43	9.70	H
	7746	-53.02	-25	-28.02	-80.79	-62.62	2.35	11.95	H
	10332	-49.02	-25	-24.02	-81.38	-58.66	2.69	12.33	H
									H
									H
									H
									H
	5166	-55.92	-25	-30.92	-79.9	-63.19	2.43	9.70	V
	7746	-52.85	-25	-27.85	-80.91	-62.45	2.35	11.95	V
	10332	-49.49	-25	-24.49	-81.72	-59.13	2.69	12.33	V
									V
									V
									V
									V

Remark: Spurious emissions within 30-1000MHz were found more than 20dB below limit line.

EN-DC 4A-n41A

EN-DC 4A-n41A / 20MHz / PI/2 BPSK									
Channel	Frequency (MHz)	EIRP (dBm)	Limit (dBm)	Over Limit (dB)	SPA Reading (dBm)	S.G. Power (dBm)	TX Cable loss (dB)	TX Antenna Gain (dBi)	Polarization (H/V)
Middle	5166	-55.51	-25	-30.51	-79.64	-62.78	2.43	9.70	H
	7746	-53.00	-25	-28.00	-80.77	-62.6	2.35	11.95	H
	10332	-49.19	-25	-24.19	-81.55	-58.83	2.69	12.33	H
									H
									H
									H
									H
	5166	-55.60	-25	-30.60	-79.58	-62.87	2.43	9.70	V
	7746	-52.71	-25	-27.71	-80.77	-62.31	2.35	11.95	V
	10332	-49.32	-25	-24.32	-81.55	-58.96	2.69	12.33	V
									V
									V
									V
									V

Remark: Spurious emissions within 30-1000MHz were found more than 20dB below limit line.

EN-DC 25A-n41A

EN-DC 25A-n41A / 20MHz / PI/2 BPSK									
Channel	Frequency (MHz)	EIRP (dBm)	Limit (dBm)	Over Limit (dB)	SPA Reading (dBm)	S.G. Power (dBm)	TX Cable loss (dB)	TX Antenna Gain (dBi)	Polarization (H/V)
Middle	5166	-55.49	-25	-30.49	-79.62	-62.76	2.43	9.70	H
	7746	-53.08	-25	-28.08	-80.85	-62.68	2.35	11.95	H
	10332	-48.65	-25	-23.65	-81.01	-58.29	2.69	12.33	H
									H
									H
									H
									H
	5166	-55.88	-25	-30.88	-79.86	-63.15	2.43	9.70	V
	7746	-52.68	-25	-27.68	-80.74	-62.28	2.35	11.95	V
	10332	-49.41	-25	-24.41	-81.64	-59.05	2.69	12.33	V
									V
									V
									V
									V

Remark: Spurious emissions within 30-1000MHz were found more than 20dB below limit line.

EN-DC 66A-n41A

EN-DC 66A-n41A / 20MHz / PI/2 BPSK									
Channel	Frequency (MHz)	EIRP (dBm)	Limit (dBm)	Over Limit (dB)	SPA Reading (dBm)	S.G. Power (dBm)	TX Cable loss (dB)	TX Antenna Gain (dBi)	Polarization (H/V)
Middle	5166	-56.02	-25	-31.02	-80.15	-63.29	2.43	9.70	H
	7746	-54.07	-25	-29.07	-81.84	-63.67	2.35	11.95	H
	10332	-50.49	-25	-25.49	-82.85	-60.13	2.69	12.33	H
									H
									H
									H
									H
	5166	-56.67	-25	-31.67	-80.65	-63.94	2.43	9.70	V
	7746	-53.41	-25	-28.41	-81.47	-63.01	2.35	11.95	V
	10332	-50.82	-25	-25.82	-83.05	-60.46	2.69	12.33	V
									V
									V
									V
									V

Remark: Spurious emissions within 30-1000MHz were found more than 20dB below limit line.

EN-DC 5A-n41A

EN-DC 5A-n41A / 20MHz / PI/2 BPSK									
Channel	Frequency (MHz)	EIRP (dBm)	Limit (dBm)	Over Limit (dB)	SPA Reading (dBm)	S.G. Power (dBm)	TX Cable loss (dB)	TX Antenna Gain (dBi)	Polarization (H/V)
Lowest	4992	-56.43	-25	-31.43	-80.41	-63.78	2.33	9.68	H
	7488	-54.38	-25	-29.38	-81.54	-63.72	2.43	11.78	H
	9990	-51.07	-25	-26.07	-82.44	-60.58	2.69	12.21	H
									H
									H
									H
									H
	4992	-56.81	-25	-31.81	-80.59	-64.16	2.33	9.68	V
	7488	-54.67	-25	-29.67	-82.07	-64.01	2.43	11.78	V
	9990	-51.20	-25	-26.20	-82.51	-60.71	2.69	12.21	V
									V
									V
									V
									V
Middle	5166	-56.18	-25	-31.18	-80.31	-63.45	2.43	9.70	H
	7746	-54.05	-25	-29.05	-81.82	-63.65	2.35	11.95	H
	10332	-50.45	-25	-25.45	-82.81	-60.09	2.69	12.33	H
									H
									H
									H
									H
	5166	-56.40	-25	-31.40	-80.38	-63.67	2.43	9.70	V
	7746	-53.84	-25	-28.84	-81.9	-63.44	2.35	11.95	V
	10332	-50.52	-25	-25.52	-82.75	-60.16	2.69	12.33	V
									V
									V
									V
									V

Highest	5340	-56.20	-25	-31.20	-80.88	-63.37	2.53	9.70	H
	8010	-53.22	-25	-28.22	-81.59	-63.06	2.27	12.11	H
	10674	-49.39	-25	-24.39	-82.71	-59.13	2.69	12.43	H
									H
									H
									H
									H
	5340	-55.84	-25	-30.84	-80.44	-63.01	2.53	9.70	V
	8010	-52.87	-25	-27.87	-81.58	-62.71	2.27	12.11	V
	10674	-49.10	-25	-24.10	-82.24	-58.84	2.69	12.43	V
									V
									V
									V
									V

Remark: Spurious emissions within 30-1000MHz were found more than 20dB below limit line.

EN-DC 12A-n41A

EN-DC 12A-n41A / 20MHz / PI/2 BPSK									
Channel	Frequency (MHz)	EIRP (dBm)	Limit (dBm)	Over Limit (dB)	SPA Reading (dBm)	S.G. Power (dBm)	TX Cable loss (dB)	TX Antenna Gain (dBi)	Polarization (H/V)
Middle	5166	-56.25	-25	-31.25	-80.38	-63.52	2.43	9.70	H
	7746	-53.22	-25	-28.22	-80.99	-62.82	2.35	11.95	H
	10332	-50.25	-25	-25.25	-82.61	-59.89	2.69	12.33	H
									H
									H
									H
									H
	5166	-56.56	-25	-31.56	-80.54	-63.83	2.43	9.70	V
	7746	-53.03	-25	-28.03	-81.09	-62.63	2.35	11.95	V
	10332	-50.52	-25	-25.52	-82.75	-60.16	2.69	12.33	V
									V
									V
									V
									V

Remark: Spurious emissions within 30-1000MHz were found more than 20dB below limit line.

EN-DC 26A-n41A

EN-DC 26A-n41A / 20MHz / PI/2 BPSK									
Channel	Frequency (MHz)	EIRP (dBm)	Limit (dBm)	Over Limit (dB)	SPA Reading (dBm)	S.G. Power (dBm)	TX Cable loss (dB)	TX Antenna Gain (dBi)	Polarization (H/V)
Middle	5166	-56.24	-25	-31.24	-80.37	-63.51	2.43	9.70	H
	7746	-53.70	-25	-28.70	-81.47	-63.3	2.35	11.95	H
	10332	-49.83	-25	-24.83	-82.19	-59.47	2.69	12.33	H
									H
									H
									H
									H
	5166	-56.58	-25	-31.58	-80.56	-63.85	2.43	9.70	V
	7746	-53.49	-25	-28.49	-81.55	-63.09	2.35	11.95	V
	10332	-50.68	-25	-25.68	-82.91	-60.32	2.69	12.33	V
									V
									V
									V
									V

Remark: Spurious emissions within 30-1000MHz were found more than 20dB below limit line.

EN-DC 71A-n41A

EN-DC 71A-n41A / 20MHz / PI/2 BPSK									
Channel	Frequency (MHz)	EIRP (dBm)	Limit (dBm)	Over Limit (dB)	SPA Reading (dBm)	S.G. Power (dBm)	TX Cable loss (dB)	TX Antenna Gain (dBi)	Polarization (H/V)
Middle	5166	-56.50	-25	-31.50	-80.63	-63.77	2.43	9.70	H
	7746	-53.63	-25	-28.63	-81.4	-63.23	2.35	11.95	H
	10332	-50.34	-25	-25.34	-82.7	-59.98	2.69	12.33	H
									H
									H
									H
									H
	5166	-56.32	-25	-31.32	-80.3	-63.59	2.43	9.70	V
	7746	-53.58	-25	-28.58	-81.64	-63.18	2.35	11.95	V
	10332	-50.83	-25	-25.83	-83.06	-60.47	2.69	12.33	V
									V
									V
									V
									V

Remark: Spurious emissions within 30-1000MHz were found more than 20dB below limit line.

5G NR n41 UL MIMO

5G NR n41/ 20MHz / PI/2 BPSK									
Channel	Frequency (MHz)	EIRP (dBm)	Limit (dBm)	Over Limit (dB)	SPA Reading (dBm)	S.G. Power (dBm)	TX Cable loss (dB)	TX Antenna Gain (dBi)	Polarization (H/V)
Lowest	4992	-57.68	-25	-32.68	-81.66	-65.03	2.33	9.68	H
	7488	-55.22	-25	-30.22	-82.38	-64.56	2.43	11.78	H
	9990	-51.72	-25	-26.72	-83.09	-61.23	2.69	12.21	H
									H
									H
									H
									H
	4992	-57.61	-25	-32.61	-81.39	-64.96	2.33	9.68	V
	7488	-54.87	-25	-29.87	-82.27	-64.21	2.43	11.78	V
	9990	-50.94	-25	-25.94	-82.25	-60.45	2.69	12.21	V
									V
									V
									V
									V
Middle	5166	-57.25	-25	-32.25	-81.38	-64.52	2.43	9.70	H
	7746	-54.62	-25	-29.62	-82.39	-64.22	2.35	11.95	H
	10332	-51.04	-25	-26.04	-83.4	-60.68	2.69	12.33	H
									H
									H
									H
									H
	5166	-57.56	-25	-32.56	-81.54	-64.83	2.43	9.70	V
	7746	-59.31	-25	-34.31	-82.37	-68.91	2.35	11.95	V
	10332	-51.01	-25	-26.01	-83.24	-60.65	2.69	12.33	V
									V
									V
									V
									V

Highest	5340	-56.81	-25	-31.81	-81.49	-63.98	2.53	9.70	H
	8010	-53.71	-25	-28.71	-82.08	-63.55	2.27	12.11	H
	10674	-50.20	-25	-25.20	-83.52	-59.94	2.69	12.43	H
									H
									H
									H
									H
	5340	-56.35	-25	-31.35	-80.95	-63.52	2.53	9.70	V
	8010	-53.24	-25	-28.24	-81.95	-63.08	2.27	12.11	V
	10674	-50.12	-25	-25.12	-83.26	-59.86	2.69	12.43	V
									V
									V
									V
									V

Remark: Spurious emissions within 30-1000MHz were found more than 20dB below limit line.

<Ant. 0>

5G NR n71

5G NR n71/ 20MHz / PI/2 BPSK									
Channel	Frequency (MHz)	ERP (dBm)	Limit (dBm)	Over Limit (dB)	SPA Reading (dBm)	S.G. Power (dBm)	TX Cable loss (dB)	TX Antenna Gain (dBi)	Polarization (H/V)
Lowest	1328	-63.28	-13	-50.28	-73.05	-64.53	0.84	4.23	H
	1989	-60.21	-13	-47.21	-75.02	-60.86	1.13	3.93	H
	2648	-59.30	-13	-46.30	-76.8	-61.33	1.34	5.52	H
									H
									H
									H
									H
	1328	-63.74	-13	-50.74	-74.11	-64.99	0.84	4.23	V
	1989	-60.01	-13	-47.01	-75.22	-60.66	1.13	3.93	V
	2648	-59.11	-13	-46.11	-77.07	-61.14	1.34	5.52	V
									V
									V
									V
									V
Middle	1344	-63.67	-13	-50.67	-73.91	-65.01	0.84	4.33	H
	2008	-61.36	-13	-48.36	-76.28	-62	1.14	3.92	H
	2680	-59.45	-13	-46.45	-76.95	-61.5	1.35	5.54	H
									H
									H
									H
									H
	1344	-63.48	-13	-50.48	-73.84	-64.82	0.84	4.33	V
	2008	-60.16	-13	-47.16	-75.48	-60.8	1.14	3.92	V
	2680	-58.70	-13	-45.70	-76.7	-60.75	1.35	5.54	V
									V
									V
									V
									V

Highest	1360	-63.37	-13	-50.37	-73.33	-64.8	0.85	4.43	H
	2032	-61.07	-13	-48.07	-76.22	-61.77	1.14	4.00	H
	2712	-59.74	-13	-46.74	-77.22	-61.8	1.36	5.57	H
									H
									H
									H
									H
	1360	-61.83	-13	-48.83	-72.34	-63.26	0.85	4.43	V
	2032	-61.00	-13	-48.00	-76.55	-61.7	1.14	4.00	V
	2712	-57.96	-13	-44.96	-76.11	-60.02	1.36	5.57	V
									V
									V
									V
									V

Remark: Spurious emissions within 30-1000MHz were found more than 20dB below limit line.

MIMO <Ant. 2+0>

EN-DC 2A-n71A

EN-DC 2A-n71A / 20MHz / PI/2 BPSK									
Channel	Frequency (MHz)	ERP (dBm)	Limit (dBm)	Over Limit (dB)	SPA Reading (dBm)	S.G. Power (dBm)	TX Cable loss (dB)	TX Antenna Gain (dBi)	Polarization (H/V)
Middle	1344	-61.67	-13	-48.67	-71.65	-63.01	0.84	4.33	H
	2008	-61.26	-13	-48.26	-76.21	-61.9	1.14	3.92	H
	2680	-59.45	-13	-46.45	-76.84	-61.5	1.35	5.54	H
									H
									H
									H
									H
	1344	-60.26	-13	-47.26	-70.61	-61.6	0.84	4.33	V
	2008	-60.86	-13	-47.86	-76.29	-61.5	1.14	3.92	V
	2680	-59.00	-13	-46.00	-77.11	-61.05	1.35	5.54	V
									V
									V
									V
									V

Remark: Spurious emissions within 30-1000MHz were found more than 20dB below limit line.

EN-DC 7A-n71A

EN-DC 7A-n71A / 20MHz / PI/2 BPSK									
Channel	Frequency (MHz)	ERP (dBm)	Limit (dBm)	Over Limit (dB)	SPA Reading (dBm)	S.G. Power (dBm)	TX Cable loss (dB)	TX Antenna Gain (dBi)	Polarization (H/V)
Middle	1344	-61.96	-13	-48.96	-71.9	-63.30	0.84	4.33	H
	2008	-61.16	-13	-48.16	-76.18	-61.8	1.14	3.92	H
	2680	-59.45	-13	-46.45	-76.96	-61.5	1.35	5.54	H
									H
									H
									H
									H
	1344	-60.31	-13	-47.31	-70.67	-61.65	0.84	4.33	V
	2008	-60.76	-13	-47.76	-76.08	-61.4	1.14	3.92	V
	2680	-59.07	-13	-46.07	-77.13	-61.12	1.35	5.54	V
									V
									V
									V
									V

Remark: Spurious emissions within 30-1000MHz were found more than 20dB below limit line.

EN-DC 66A-n71A

EN-DC 66A-n71A / 20MHz / PI/2 BPSK									
Channel	Frequency (MHz)	ERP (dBm)	Limit (dBm)	Over Limit (dB)	SPA Reading (dBm)	S.G. Power (dBm)	TX Cable loss (dB)	TX Antenna Gain (dBi)	Polarization (H/V)
Middle	1344	-61.64	-13	-48.64	-71.58	-62.98	0.84	4.33	H
	2008	-61.07	-13	-48.07	-76.08	-61.71	1.14	3.92	H
	2680	-59.52	-13	-46.52	-76.93	-61.57	1.35	5.54	H
									H
									H
									H
									H
	1344	-57.89	-13	-44.89	-68.25	-59.23	0.84	4.33	V
	2008	-60.90	-13	-47.90	-76.22	-61.54	1.14	3.92	V
	2680	-59.13	-13	-46.13	-77.19	-61.18	1.35	5.54	V
									V
									V
									V
									V

Remark: Spurious emissions within 30-1000MHz were found more than 20dB below limit line.

MIMO <Ant. 1+0>

EN-DC 48A-n71A

EN-DC 66A-n71A / 20MHz / PI/2 BPSK									
Channel	Frequency (MHz)	ERP (dBm)	Limit (dBm)	Over Limit (dB)	SPA Reading (dBm)	S.G. Power (dBm)	TX Cable loss (dB)	TX Antenna Gain (dBi)	Polarization (H/V)
Middle	1344	-64.17	-13	-51.17	-74.11	-65.51	0.84	4.33	H
	2008	-60.79	-13	-47.79	-75.8	-61.43	1.14	3.92	H
	2680	-59.71	-13	-46.71	-77.12	-61.76	1.35	5.54	H
									H
									H
									H
									H
	1344	-63.42	-13	-50.42	-73.78	-64.76	0.84	4.33	V
	2008	-60.75	-13	-47.75	-76.07	-61.39	1.14	3.92	V
	2680	-58.93	-13	-45.93	-76.99	-60.98	1.35	5.54	V
									V
									V
									V
									V

Remark: Spurious emissions within 30-1000MHz were found more than 20dB below limit line.