Conducted test results

No.1-7493/24-01-02_TR1-A201-R1

April 05, 2024

Test Standard(s)	FCC 15.247, ISED RSS247 - NI
	FCC 15.247 - NI
	NA - NI

This document is electronically signed and valid without handwritten signature.
Public keys for verification of the electronic signatures can be requested at the testing laboratory.

cn=Michael Dorongovski,
o=cetecom advanced GmbH,
ou=DOR-230601,
email=michael.dorongovski@cetecomadvanced.com, c=DE
2024.04.05 14:20:27 +02'00'

Authorized

Michael Dorongovski
Lab Manager
Radio Labs

Table of Content

FCC 15.247, ISED RSS247 # Bandwidth 99PCT and 20dB ~ Generic 2G4 3
FCC 15.247, ISED RSS247 # Bandwidth 99PCT and 20dB ~ Generic 2G4 7
FCC 15.247, ISED RSS247 # Bandwidth 99PCT and 20dB ~ Generic 2G4 11
FCC 15.247 # Maximum peak conducted output power FHSS ~ Generic 2G4 15
FCC 15.247 # Maximum peak conducted output power FHSS ~ Generic 2G4 18
FCC 15.247 # Maximum peak conducted output power FHSS ~ Generic 2G4 21
NA # Peak output power 3MHz/3MHz ~ Generic 2G4 24
NA # Peak output power 3MHz/3MHz ~ Generic 2G4 27
NA # Peak output power 3MHz/3MHz ~ Generic 2G4 30
FCC 15.247 # TX spurious conducted 20dBc ~ Generic 2G4 33
FCC 15.247 # TX spurious conducted 20dBc ~ Generic 2G4 36
FCC 15.247 # TX spurious conducted 20dBc ~ Generic 2G4 39
NA # Hardcopy SA ~ 42
NA # Hardcopy SA ~ 44
NA # Hardcopy SA ~ 46
NA # Hardcopy SA ~ 48
NA # Hardcopy SA ~ 50
NA # Hardcopy SA ~ 52
FCC 15.247 # TX Emissions on band edge FCC ~ Generic 2G4 hopp 54
NA # Peak output power 3MHz/3MHz ~ Generic 2G4 57
NA # Peak output power 3MHz/3MHz ~ Generic 2G4 60
NA # Peak output power 3MHz/3MHz ~ Generic 2G4 63

FCC 15.247, ISED RSS247 # Bandwidth 99PCT and 20dB ~ Generic 2G4

References

TC start	03.04.2024 16:16:10
Ambit temp [°C] | humidity [rel%]	0.0 | 0
System version	5.0.3.6
Standard | Version	FCC 15.247, ISED RSS247 | NI
Method	
Description	FCC 15.247 Bandwidth 99PCT - 20DB FHSS - Generic 2G4
Information	

EUT Common settings 2G4

Hopping supported	No
Burst length [ms]	10
Nominal bandwidth [MHz]	2
User interaction	No

Equipment

Signal analyzer,Rohde&Schwarz,FSV-30,1321.3008K30/103170,3.60
Signaling unit,Rohde&Schwarz,CMW,1201.0002k75/102550,4.0.190
Switch matrix,cetecom advanced GmbH,USM,A001,1.0.0

Test Parameter

Technology to test	Generic 2G4
EUT port	EUT1
Temperature	nom
Voltage	nom
Frequency low to test	True | Freq [MHz] 2403
Frequency mid to test	False | Freq [MHz] 2441
Frequency high to test	False | Freq [MHz] 2479
Auto control enabled power supply | Climatic Box	No | No
Additional path loss [dB]	0
Full path type	EUT_SA_GEN_SIG
Full path name	EUT1.MP.SIG1/EUT1.SA/EUT1.GEN1/EUT1.GEN2/
Switch bits	00010001:00010001:00000000:00000001

Test at TX 2403 MHz

RESULT: Reference power cond.

DESCRIPTION	LOWER LIMIT	UPPER LIMIT	MEASURED	UNIT	VERDICT
Ref. power 1MHz/1MHz cond.	---	---	20.13	dBm	INFO
Ref. frequency	---	---	2402.500	MHz	INFO

READ SA SETTINGS:

RefLevel [dBm] | RefLevelOffset [dB] | InpAtt [dB]	25.13 | 8.26 | 35
Start [MHz] | Stop [MHz]	2401.000 | 2405.000
RBW [MHz] | VBW [MHz]	0.050000 | 0.200000
Detector | TraceMode	POS | MAXH
Sweep: time [ms] | count | points per Section | type	50 | 200 | 10001 | SWE

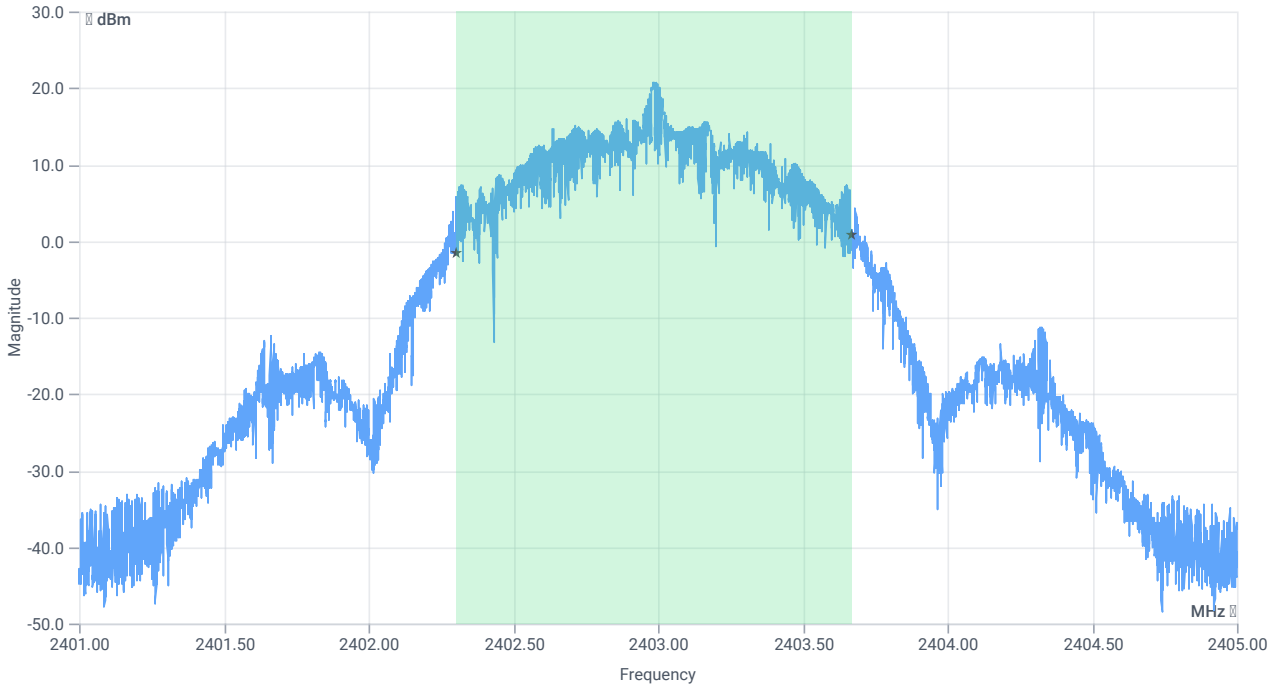

BW 99PCT

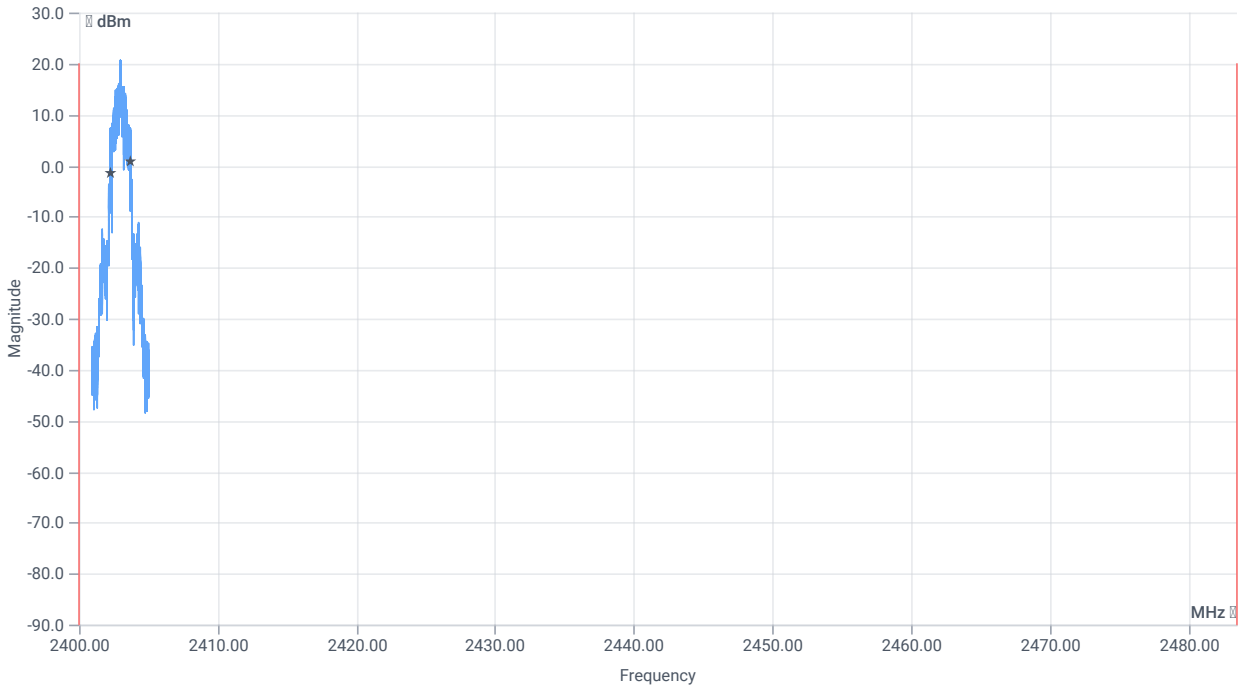

BW within Band 99PCT

RESULT

DESCRIPTION	LOWER LIMIT	UPPER LIMIT	MEASURED	UNIT	VERDICT
Bandwidth 99%	---	---	1364.000	kHz	INFO
T1 99%	2400.000000	---	2402.3045	MHz	PASS
T2 99%	---	2483.500000	2403.6687	MHz	PASS

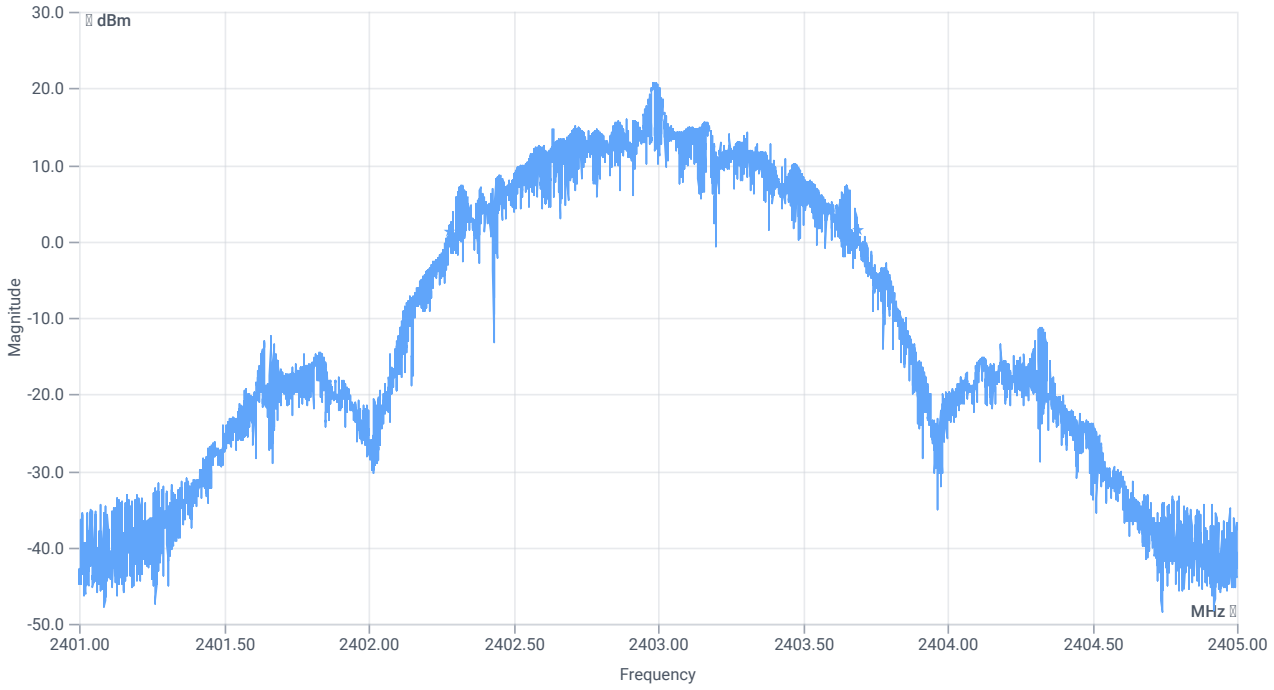

BW 20dB

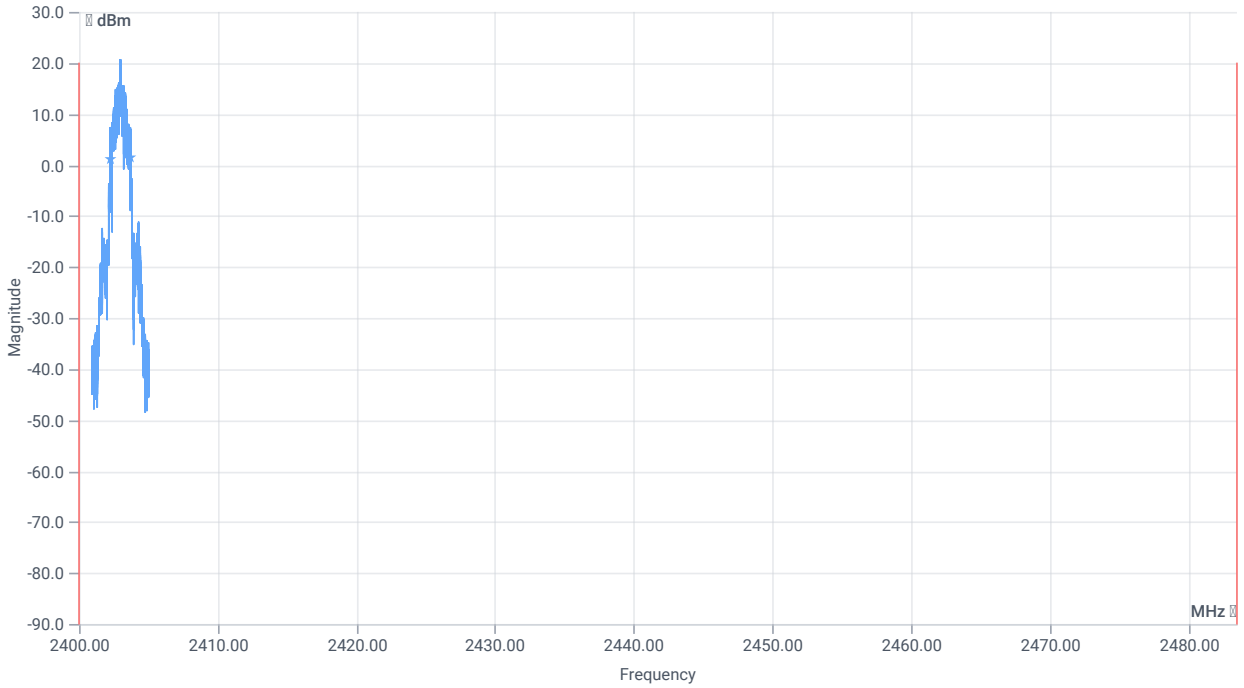

BW within band 20dB

RESULT

DESCRIPTION	LOWER LIMIT	UPPER LIMIT	MEASURED	UNIT	VERDICT
Bandwidth 20dB	---	---	1415	kHz	INFO
T1 20dB	2400.000000	---	2402.2776	MHz	PASS
T2 20dB	---	2483.500000	2403.6924	MHz	PASS

Verdict
PASS

FCC 15.247, ISED RSS247 # Bandwidth 99PCT and 20dB ~ Generic 2G4

References

TC start	03.04.2024 16:34:40
Ambit temp [°C] | humidity [rel%]	0.0 | 0
System version	5.0.3.6
Standard | Version	FCC 15.247, ISED RSS247 | NI
Method	
Description	FCC 15.247 Bandwidth 99PCT - 20DB FHSS - Generic 2G4
Information	

EUT Common settings 2G4

Hopping supported	No
Burst length [ms]	10
Nominal bandwidth [MHz]	2
User interaction	No

Equipment

Signal analyzer,Rohde&Schwarz,FSV-30,1321.3008K30/103170,3.60
Signaling unit,Rohde&Schwarz,CMW,1201.0002k75/102550,4.0.190
Switch matrix,cetecom advanced GmbH,USM,A001,1.0.0

Test Parameter

Technology to test	Generic 2G4
EUT port	EUT1
Temperature	nom
Voltage	nom
Frequency low to test	False | Freq [MHz] 2403
Frequency mid to test	True | Freq [MHz] 2441
Frequency high to test	False | Freq [MHz] 2479
Auto control enabled power supply | Climatic Box	No | No
Additional path loss [dB]	0
Full path type	EUT_SA_GEN_SIG
Full path name	EUT1.MP.SIG1/EUT1.SA/EUT1.GEN1/EUT1.GEN2/
Switch bits	00010001:00010001:00000000:00000001

Test at TX 2441 MHz

RESULT: Reference power cond.

DESCRIPTION	LOWER LIMIT	UPPER LIMIT	MEASURED	UNIT	VERDICT
Ref. power 1MHz/1MHz cond.	---	---	20.45	dBm	INFO
Ref. frequency	---	---	2441.500	MHz	INFO

READ SA SETTINGS:

RefLevel [dBm] | RefLevelOffset [dB] | InpAtt [dB]	25.45 | 8.3 | 35
Start [MHz] | Stop [MHz]	2439.000 | 2443.000
RBW [MHz] | VBW [MHz]	0.050000 | 0.200000
Detector | TraceMode	POS | MAXH
Sweep: time [ms] | count | points per Section | type	50 | 200 | 10001 | SWE

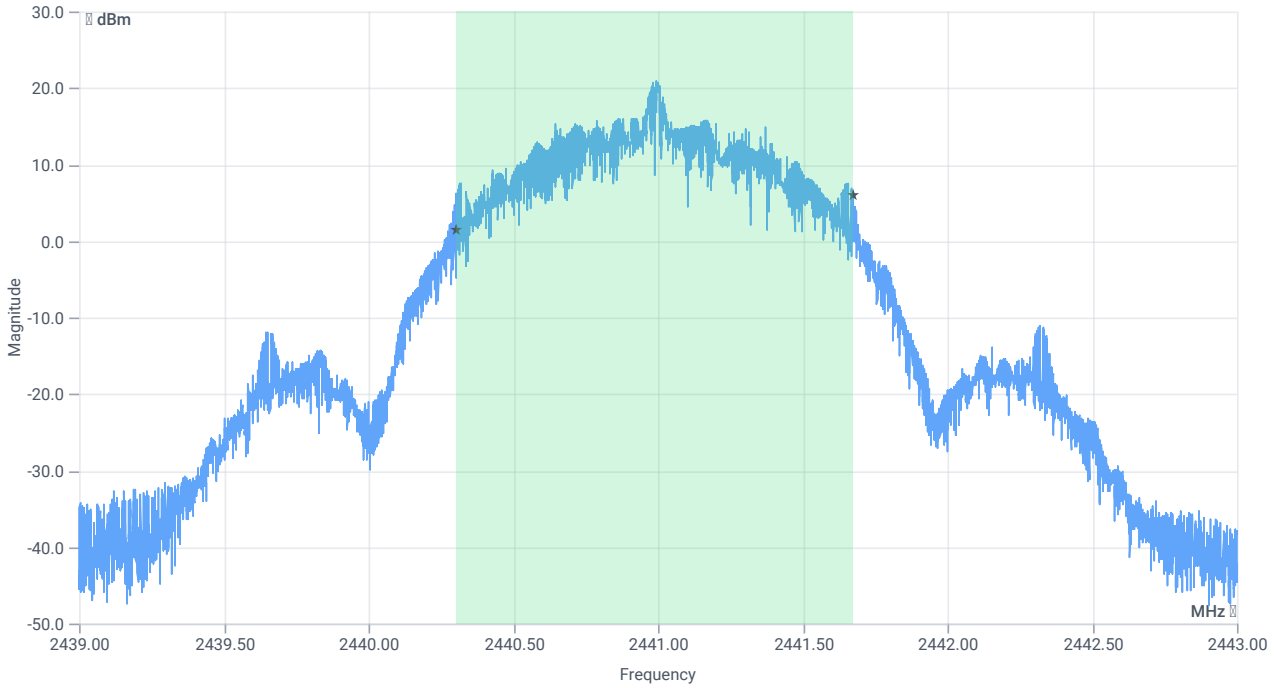

BW 99PCT

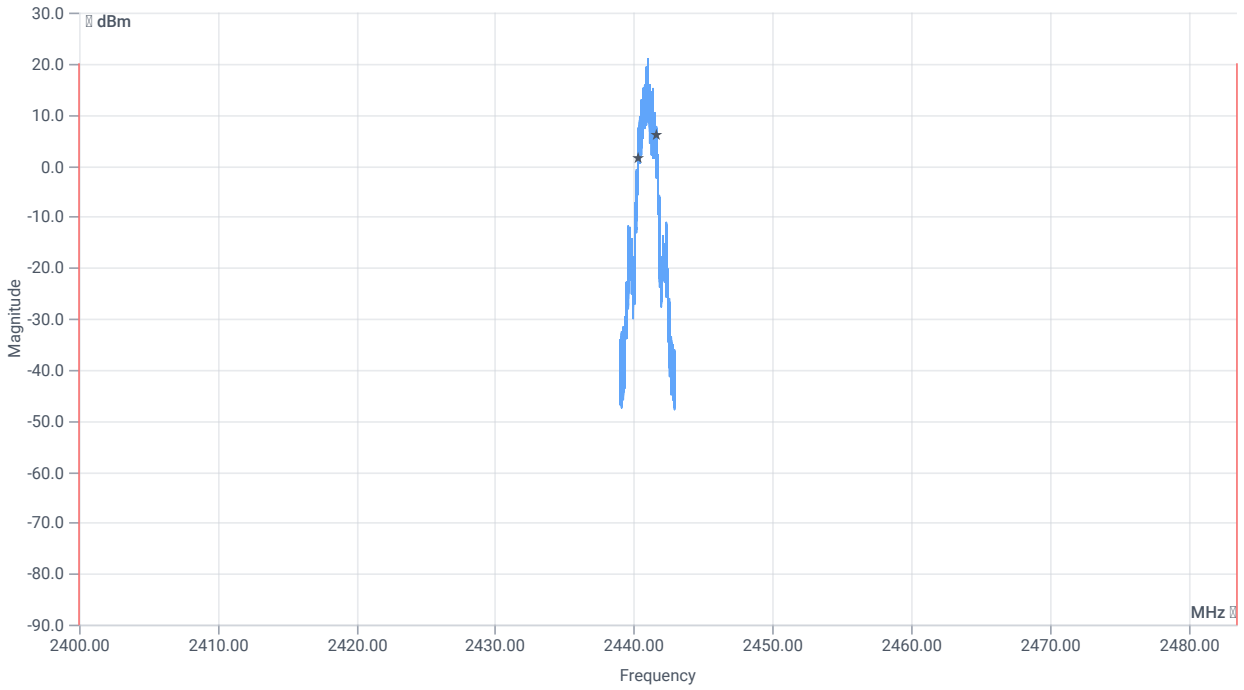

BW within Band 99PCT

RESULT

DESCRIPTION	LOWER LIMIT	UPPER LIMIT	MEASURED	UNIT	VERDICT
Bandwidth 99%	---	---	1367.000	kHz	INFO
T1 99%	2400.000000	---	2440.3057	MHz	PASS
T2 99%	---	2483.500000	2441.6723	MHz	PASS

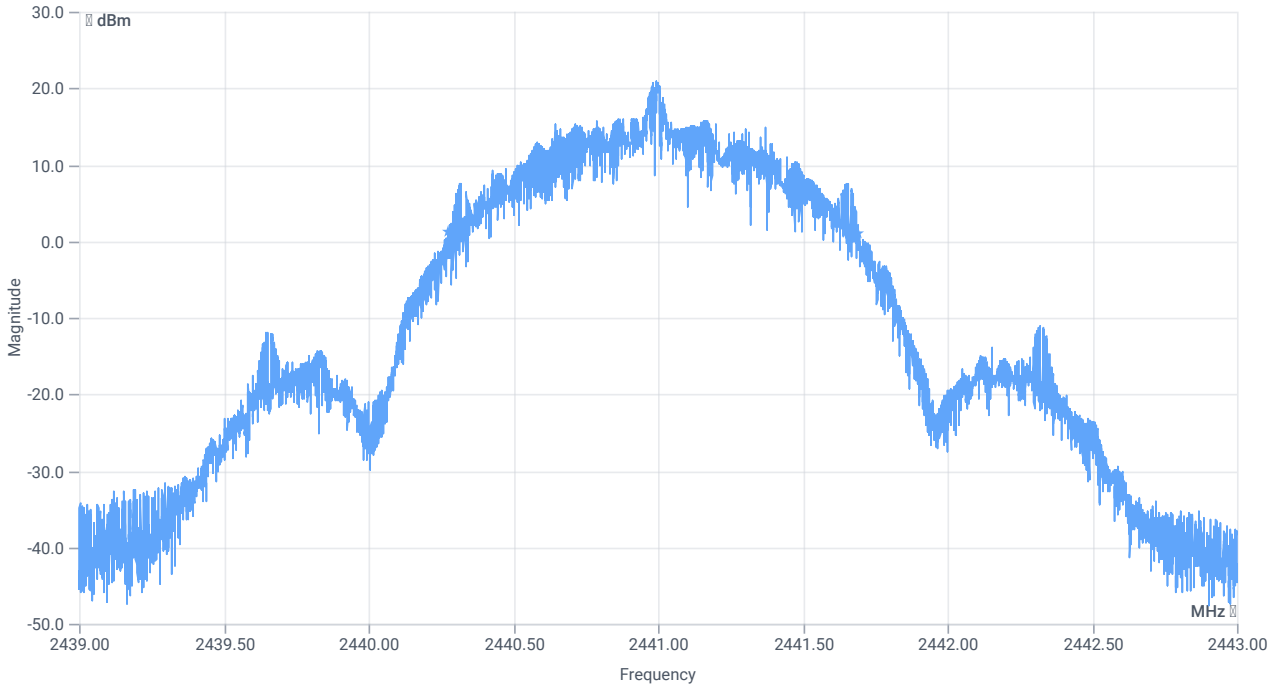

BW 20dB

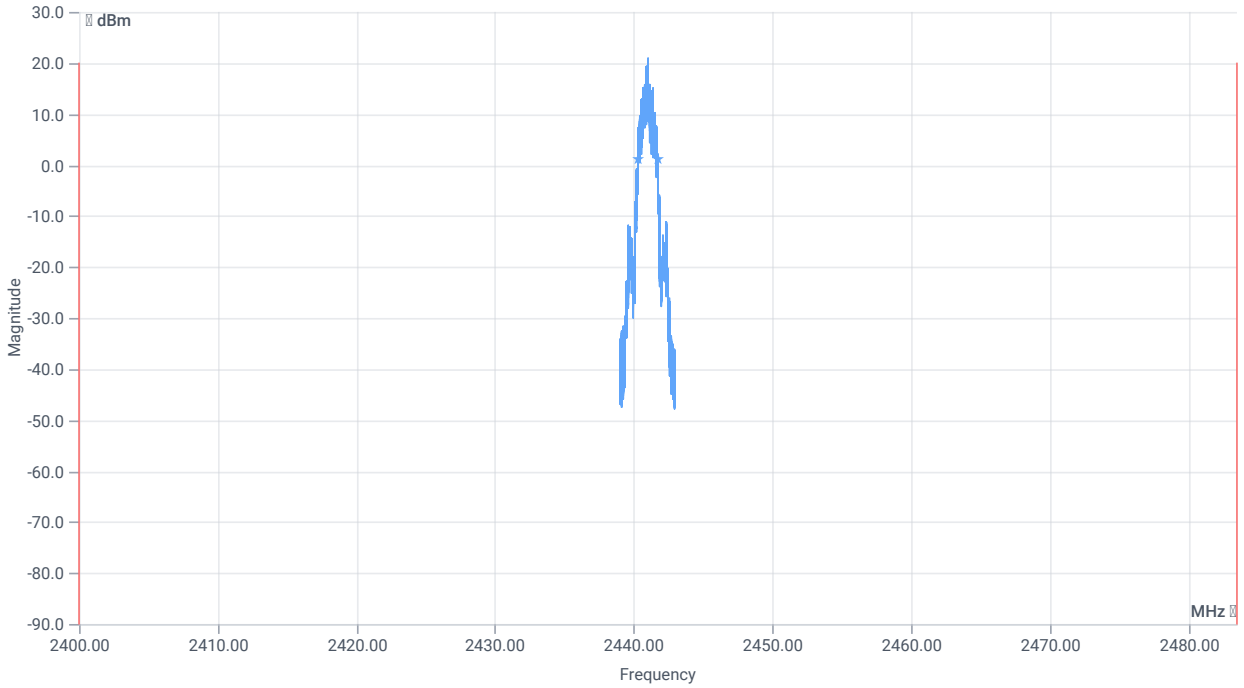

BW within band 20dB

RESULT

DESCRIPTION	LOWER LIMIT	UPPER LIMIT	MEASURED	UNIT	VERDICT
Bandwidth 20dB	---	---	1420	kHz	INFO
T1 20dB	2400.000000	---	2440.2744	MHz	PASS
T2 20dB	---	2483.500000	2441.6940	MHz	PASS

Verdict
PASS

FCC 15.247, ISED RSS247 # Bandwidth 99PCT and 20dB ~ Generic 2G4

References

TC start	03.04.2024 16:49:29
Ambit temp [°C] | humidity [rel%]	0.0 | 0
System version	5.0.3.6
Standard | Version	FCC 15.247, ISED RSS247 | NI
Method	
Description	FCC 15.247 Bandwidth 99PCT - 20DB FHSS - Generic 2G4
Information	

EUT Common settings 2G4

Hopping supported	No
Burst length [ms]	10
Nominal bandwidth [MHz]	2
User interaction	No

Equipment

Signal analyzer,Rohde&Schwarz,FSV-30,1321.3008K30/103170,3.60
Signaling unit,Rohde&Schwarz,CMW,1201.0002k75/102550,4.0.190
Switch matrix,cetecom advanced GmbH,USM,A001,1.0.0

Test Parameter

Technology to test	Generic 2G4
EUT port	EUT1
Temperature	nom
Voltage	nom
Frequency low to test	False | Freq [MHz] 2403
Frequency mid to test	False | Freq [MHz] 2441
Frequency high to test	True | Freq [MHz] 2479
Auto control enabled power supply | Climatic Box	No | No
Additional path loss [dB]	0
Full path type	EUT_SA_GEN_SIG
Full path name	EUT1.MP.SIG1/EUT1.SA/EUT1.GEN1/EUT1.GEN2/
Switch bits	00010001:00010001:00000000:00000001

Test at TX 2479 MHz

RESULT: Reference power cond.

DESCRIPTION	LOWER LIMIT	UPPER LIMIT	MEASURED	UNIT	VERDICT
Ref. power 1MHz/1MHz cond.	---	---	19.54	dBm	INFO
Ref. frequency	---	---	2479.500	MHz	INFO

READ SA SETTINGS:

RefLevel [dBm] | RefLevelOffset [dB] | InpAtt [dB]	24.54 | 8.39 | 35
Start [MHz] | Stop [MHz]	2477.000 | 2481.000
RBW [MHz] | VBW [MHz]	0.050000 | 0.200000
Detector | TraceMode	POS | MAXH
Sweep: time [ms] | count | points per Section | type	50 | 200 | 10001 | SWE

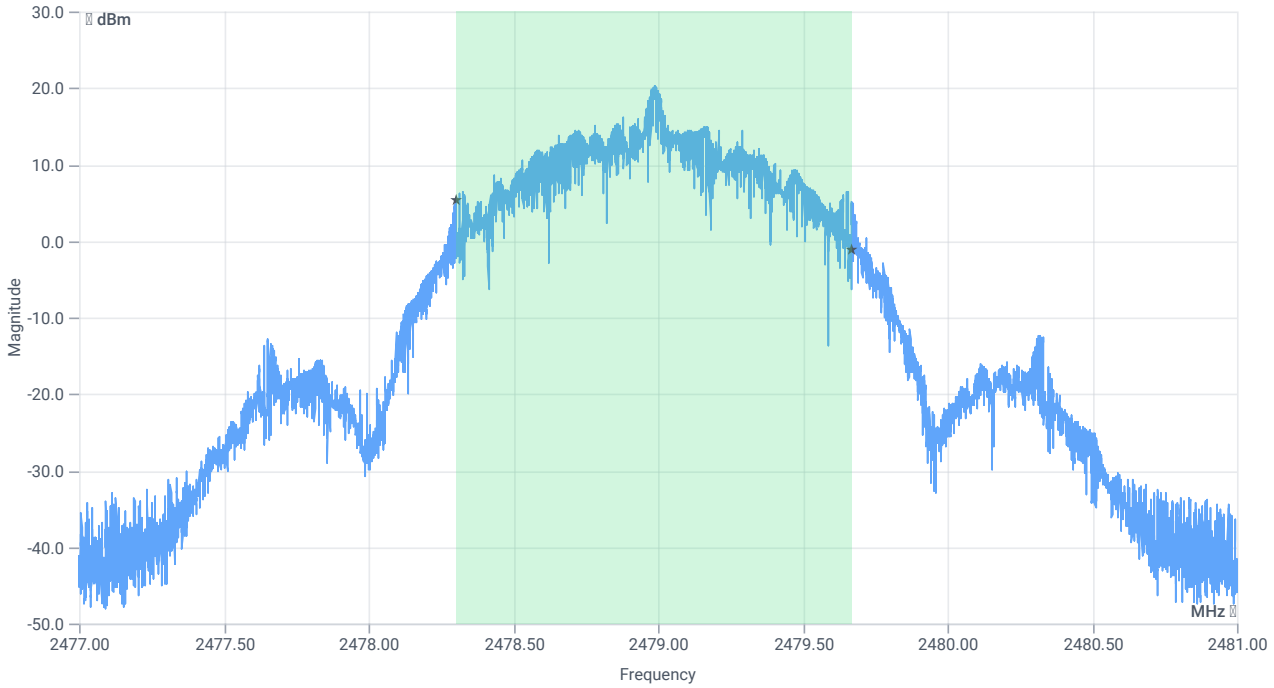

BW 99PCT

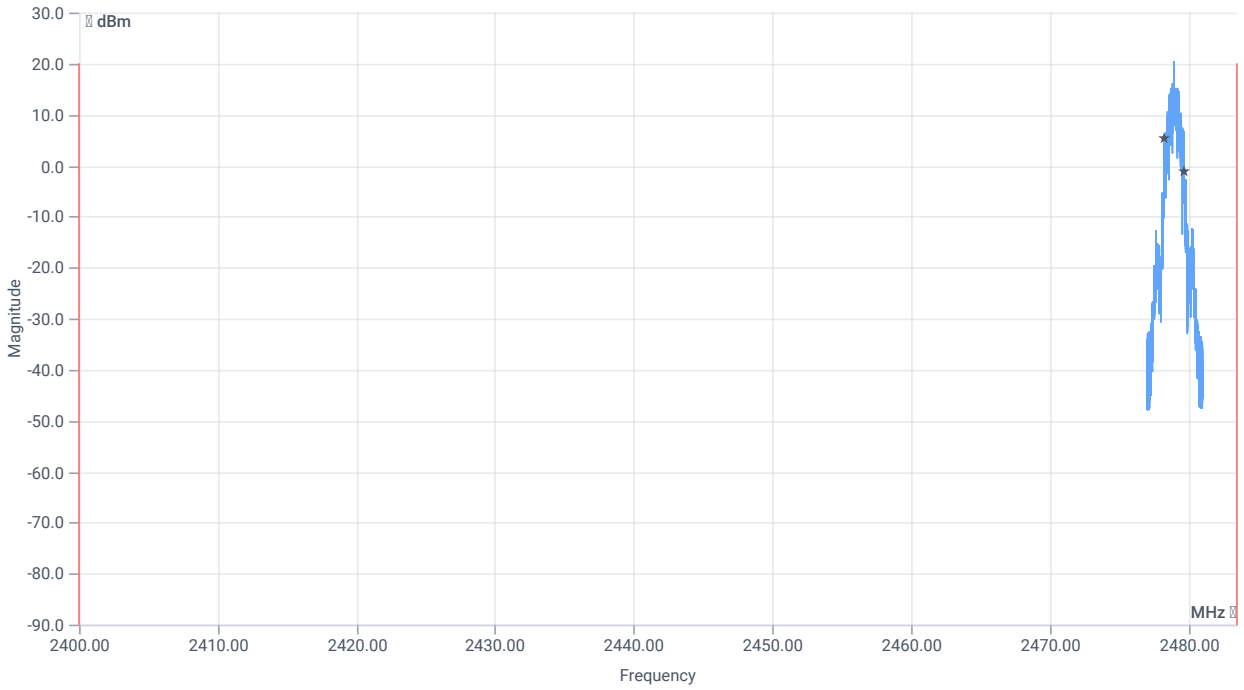

BW within Band 99PCT

RESULT

DESCRIPTION	LOWER LIMIT	UPPER LIMIT	MEASURED	UNIT	VERDICT
Bandwidth 99%	---	---	1365.000	kHz	INFO
T1 99%	2400.000000	---	2478.3029	MHz	PASS
T2 99%	---	2483.500000	2479.6675	MHz	PASS

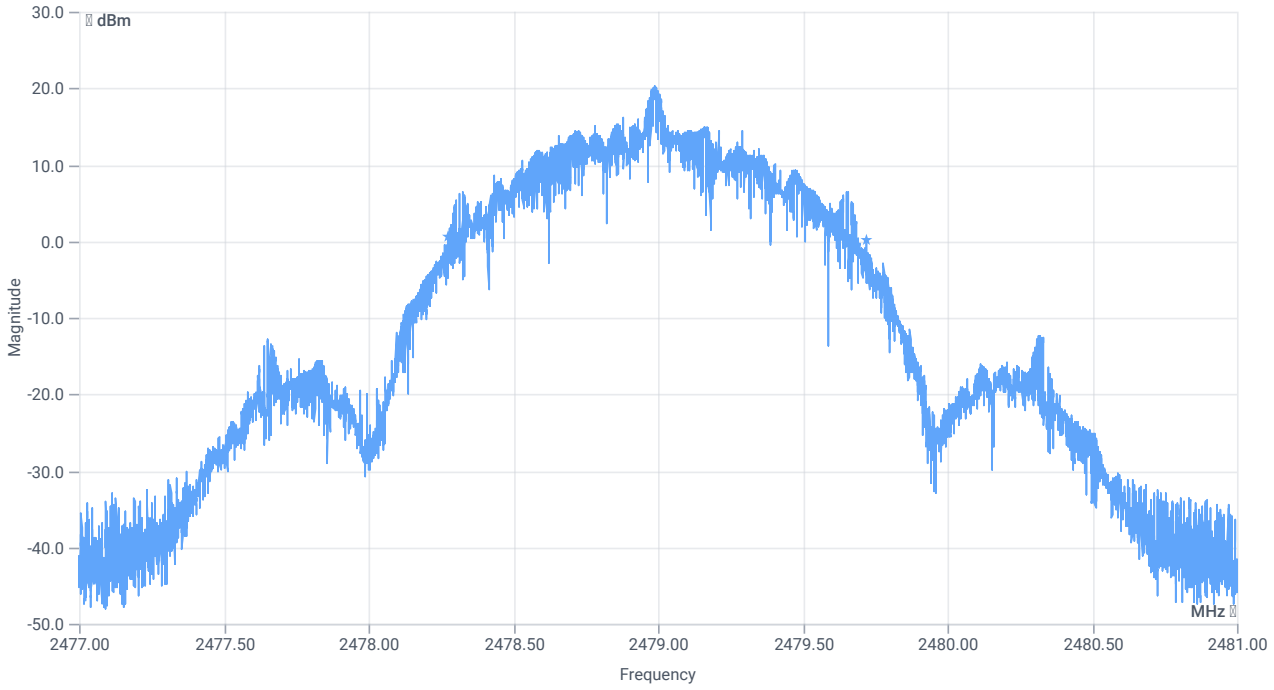

BW 20dB

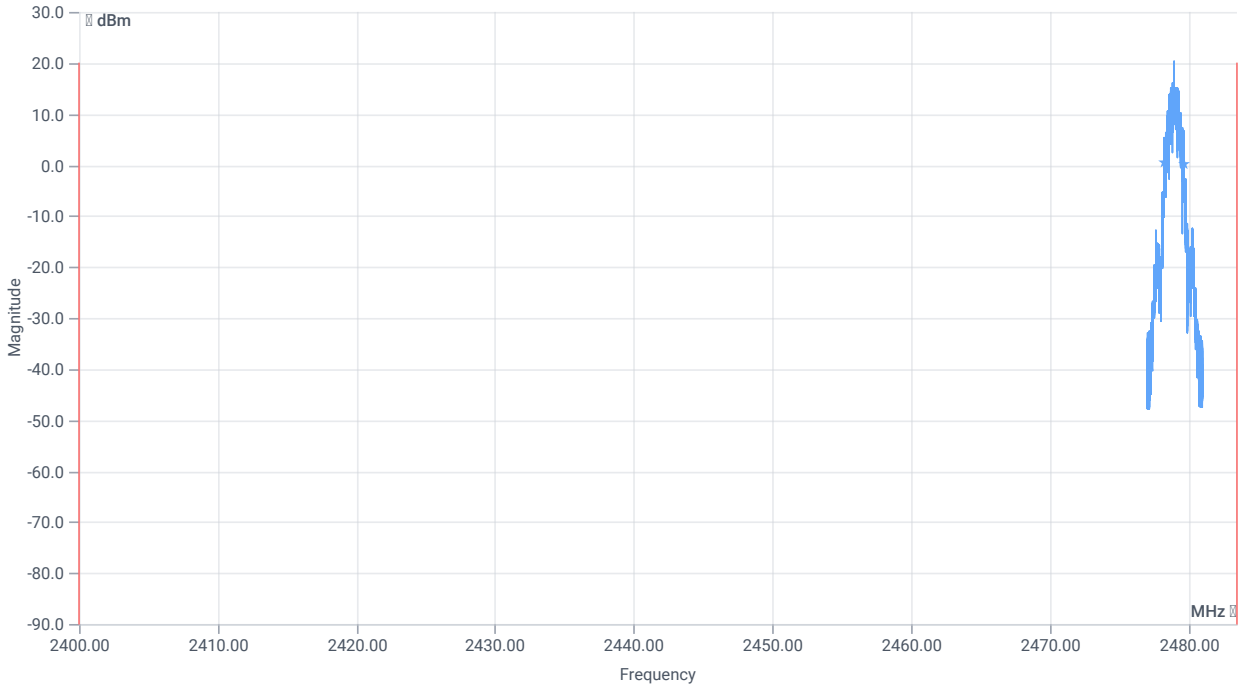

BW within band 20dB

RESULT

DESCRIPTION	LOWER LIMIT	UPPER LIMIT	MEASURED	UNIT	VERDICT
Bandwidth 20dB	---	---	1444	kHz	INFO
T1 20dB	2400.000000	---	2478.2744	MHz	PASS
T2 20dB	---	2483.500000	2479.7184	MHz	PASS

Verdict
PASS

FCC 15.247 # Maximum peak conducted output power FHSS ~ Generic 2G4

References

TC start	03.04.2024 16:02:35
Ambit temp [°C] | humidity [rel%]	0.0 | 0
System version	5.0.3.6
Standard | Version	FCC 15.247 | NI
Method	
Description	FCC 15.247 Maximum Peak Output Power Conducted FHSS - Generic 2G4
Information	

EUT Common settings 2G4

Hopping supported	No
Burst length [ms]	10
Nominal bandwidth [MHz]	2
User interaction	No

Equipment

Signal analyzer,Rohde&Schwarz,FSV-30,1321.3008K30/103170,3.60
Signaling unit,Rohde&Schwarz,CMW,1201.0002k75/102550,4.0.190
Switch matrix,cetecom advanced GmbH,USM,A001,1.0.0

Test Parameter

Technology to test	Generic 2G4
EUT port	EUT2
Temperature	nom
Voltage	nom
Frequency low to test	True | Freq [MHz] 2403
Frequency mid to test	False | Freq [MHz] 2441
Frequency high to test	False | Freq [MHz] 2479
Auto control enabled power supply | Climatic Box	No | No
Additional path loss [dB]	0
Full path type	EUT_SA_GEN_SIG
Full path name	EUT2.MP.SIG1/EUT2.SA/EUT2.GEN1/EUT2.GEN2/
Switch bits	00100010:00010001:00000000:00000001

Test at TX 2403 MHz

RESULT: Reference power cond.

DESCRIPTION	LOWER LIMIT	UPPER LIMIT	MEASURED	UNIT	VERDICT
Ref. power 1MHz/1MHz cond.	---	---	20.10	dBm	INFO
Ref. frequency	---	---	2403.500	MHz	INFO

READ SA SETTINGS:

RefLevel [dBm] | RefLevelOffset [dB] | InpAtt [dB]	30.10 | 8.31 | 40
Start [MHz] | Stop [MHz]	2398.000 | 2408.000
RBW [MHz] | VBW [MHz]	3.000000 | 10.000000
Detector | TraceMode	POS | MAXH
Sweep: time [ms] | count | points per Section | type	1000 | 20 | 1001 | SWE

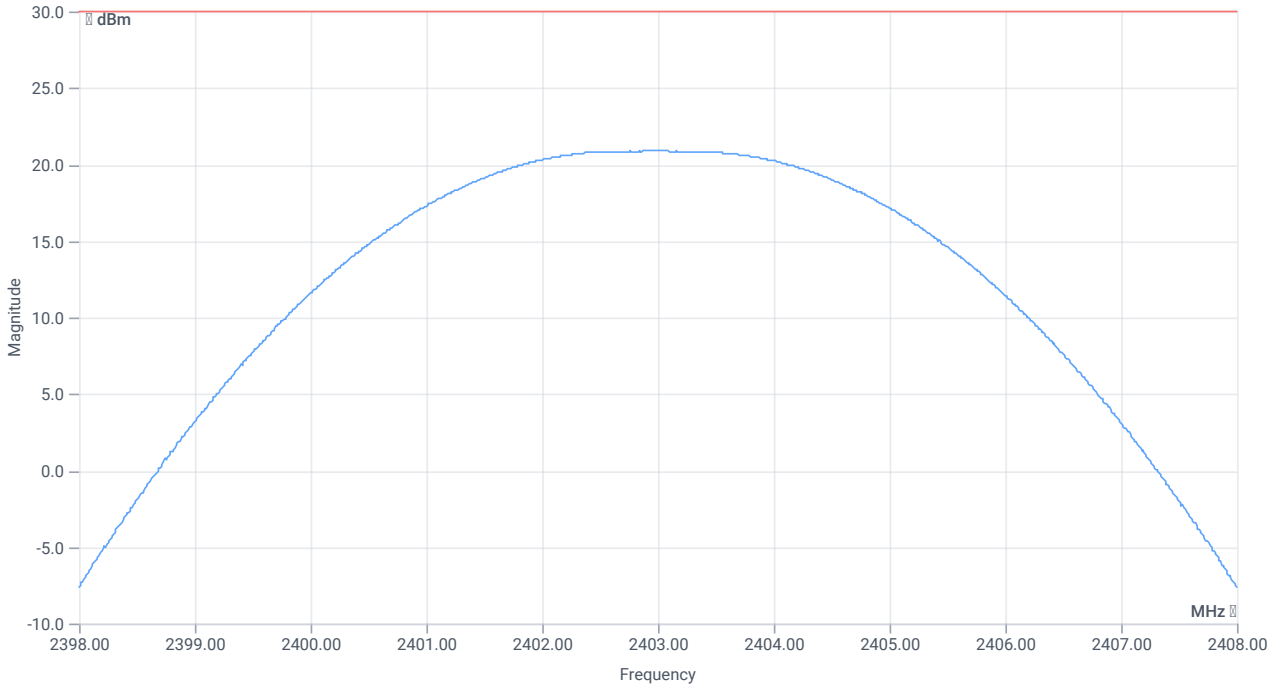

Peak output power

RESULT

DESCRIPTION	LOWER LIMIT	UPPER LIMIT	MEASURED	UNIT	VERDICT
Peak power	---	30.00	20.89	dBm	PASS
Peak power	---	1000	122.743923	mW	PASS
Frequency at peak	---	---	2402.98	MHz	INFO

Verdict
PASS

FCC 15.247 # Maximum peak conducted output power FHSS ~ Generic 2G4

References

TC start	03.04.2024 16:21:09
Ambit temp [°C] | humidity [rel%]	0.0 | 0
System version	5.0.3.6
Standard | Version	FCC 15.247 | NI
Method	
Description	FCC 15.247 Maximum Peak Output Power Conducted FHSS - Generic 2G4
Information	

EUT Common settings 2G4

Hopping supported	No
Burst length [ms]	10
Nominal bandwidth [MHz]	2
User interaction	No

Equipment

Signal analyzer,Rohde&Schwarz,FSV-30,1321.3008K30/103170,3.60
Signaling unit,Rohde&Schwarz,CMW,1201.0002k75/102550,4.0.190
Switch matrix,cetecom advanced GmbH,USM,A001,1.0.0

Test Parameter

Technology to test	Generic 2G4
EUT port	EUT1
Temperature	nom
Voltage	nom
Frequency low to test	False | Freq [MHz] 2403
Frequency mid to test	True | Freq [MHz] 2441
Frequency high to test	False | Freq [MHz] 2479
Auto control enabled power supply | Climatic Box	No | No
Additional path loss [dB]	0
Full path type	EUT_SA_GEN_SIG
Full path name	EUT1.MP.SIG1/EUT1.SA/EUT1.GEN1/EUT1.GEN2/
Switch bits	00010001:00010001:00000000:00000001

Test at TX 2441 MHz

RESULT: Reference power cond.

DESCRIPTION	LOWER LIMIT	UPPER LIMIT	MEASURED	UNIT	VERDICT
Ref. power 1MHz/1MHz cond.	---	---	19.97	dBm	INFO
Ref. frequency	---	---	2441.500	MHz	INFO

READ SA SETTINGS:

RefLevel [dBm] | RefLevelOffset [dB] | InpAtt [dB]	29.97 | 8.3 | 40
Start [MHz] | Stop [MHz]	2436.000 | 2446.000
RBW [MHz] | VBW [MHz]	3.000000 | 10.000000
Detector | TraceMode	POS | MAXH
Sweep: time [ms] | count | points per Section | type	1000 | 10 | 1001 | SWE

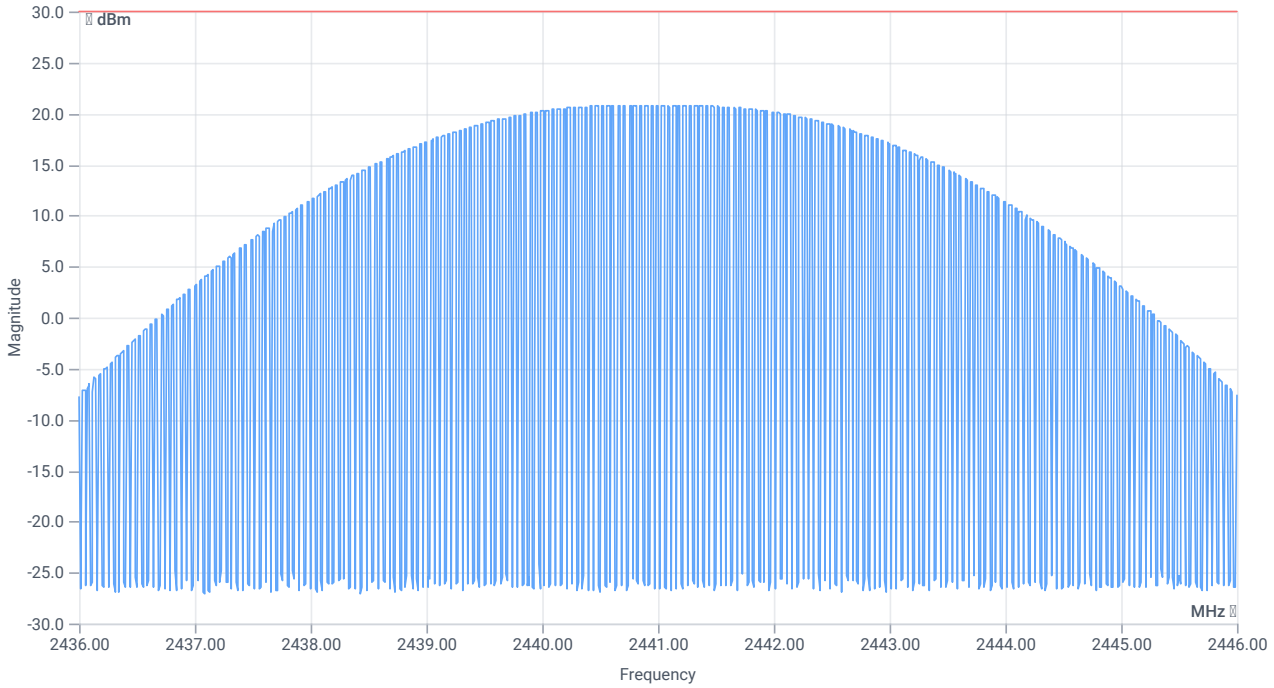

Peak output power

RESULT

DESCRIPTION	LOWER LIMIT	UPPER LIMIT	MEASURED	UNIT	VERDICT
Peak power	---	30.00	20.81	dBm	PASS
Peak power	---	1000	120.503594	mW	PASS
Frequency at peak	---	---	2441	MHz	INFO

Verdict
PASS

FCC 15.247 # Maximum peak conducted output power FHSS ~ Generic 2G4

References

TC start	03.04.2024 15:46:30
Ambit temp [°C] | humidity [rel%]	0.0 | 0
System version	5.0.3.6
Standard | Version	FCC 15.247 | NI
Method	
Description	FCC 15.247 Maximum Peak Output Power Conducted FHSS - Generic 2G4
Information	

EUT Common settings 2G4

Hopping supported	No
Burst length [ms]	10
Nominal bandwidth [MHz]	2
User interaction	No

Equipment

Signal analyzer,Rohde&Schwarz,FSV-30,1321.3008K30/103170,3.60
Signaling unit,Rohde&Schwarz,CMW,1201.0002k75/102550,4.0.190
Switch matrix,cetecom advanced GmbH,USM,A001,1.0.0

Test Parameter

Technology to test	Generic 2G4
EUT port	EUT1
Temperature	nom
Voltage	nom
Frequency low to test	False | Freq [MHz] 2403
Frequency mid to test	False | Freq [MHz] 2441
Frequency high to test	True | Freq [MHz] 2479
Auto control enabled power supply | Climatic Box	No | No
Additional path loss [dB]	0
Full path type	EUT_SA_GEN_SIG
Full path name	EUT1.MP.SIG1/EUT1.SA/EUT1.GEN1/EUT1.GEN2/
Switch bits	00010001:00010001:00000000:00000001

Test at TX 2479 MHz

RESULT: Reference power cond.

DESCRIPTION	LOWER LIMIT	UPPER LIMIT	MEASURED	UNIT	VERDICT
Ref. power 1MHz/1MHz cond.	---	---	19.42	dBm	INFO
Ref. frequency	---	---	2479.500	MHz	INFO

READ SA SETTINGS:

RefLevel [dBm] | RefLevelOffset [dB] | InpAtt [dB]	29.42 | 8.39 | 40
Start [MHz] | Stop [MHz]	2474.000 | 2484.000
RBW [MHz] | VBW [MHz]	3.000000 | 10.000000
Detector | TraceMode	POS | MAXH
Sweep: time [ms] | count | points per Section | type	1000 | 10 | 1001 | SWE

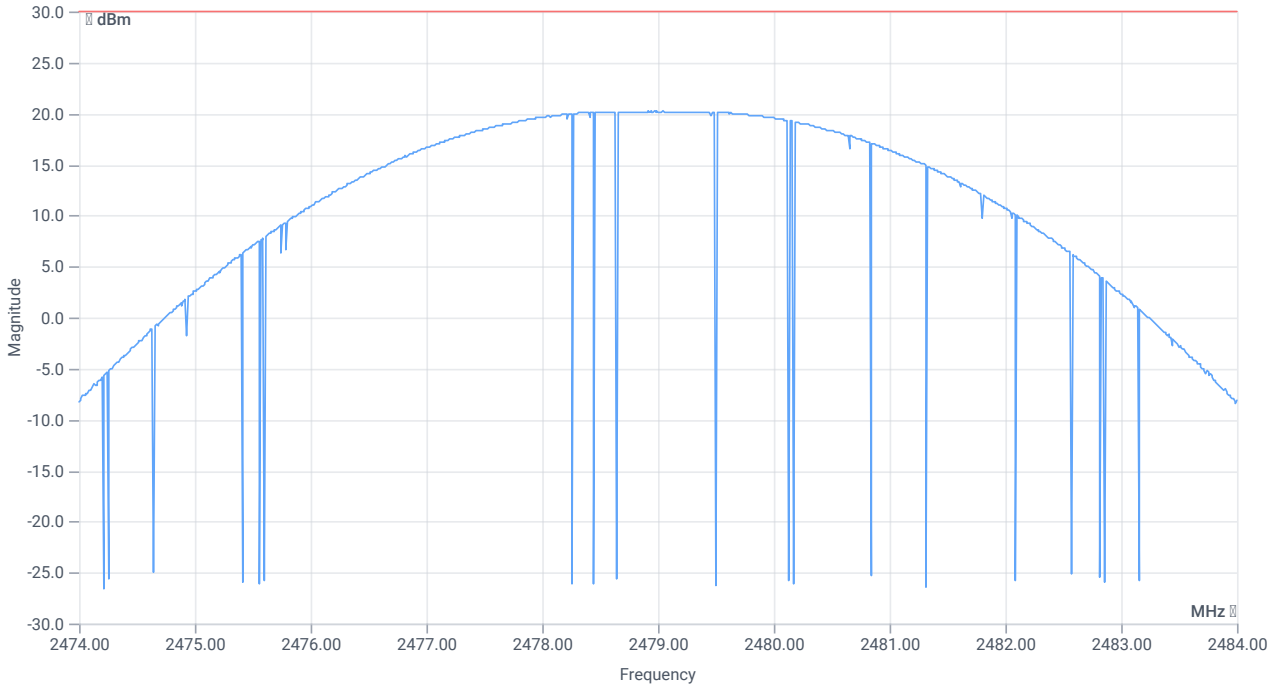

Peak output power

RESULT

DESCRIPTION	LOWER LIMIT	UPPER LIMIT	MEASURED	UNIT	VERDICT
Peak power	---	30.00	20.19	dBm	PASS
Peak power	---	1000	104.472022	mW	PASS
Frequency at peak	---	---	2478.92	MHz	INFO

Verdict
PASS

NA # Peak output power 3MHz/3MHz ~ Generic 2G4

References

TC start	03.04.2024 16:02:04
Ambit temp [°C] | humidity [rel%]	0.0 | 0
System version	5.0.3.6
Standard | Version	NA | NI
Method	
Description	Peak OP 3MHz/3MHz - Generic 2G4
Information	

EUT Common settings 2G4

Hopping supported	No
Burst length [ms]	10
Nominal bandwidth [MHz]	2
User interaction	No

Equipment

Signal analyzer,Rohde&Schwarz,FSV-30,1321.3008K30/103170,3.60
Signaling unit,Rohde&Schwarz,CMW,1201.0002k75/102550,4.0.190
Switch matrix,cetecom advanced GmbH,USM,A001,1.0.0

Test Parameter

Technology to test	Generic 2G4
EUT port	EUT1
Temperature	nom
Voltage	nom
Frequency low to test	True | Freq [MHz] 2403
Frequency mid to test	False | Freq [MHz] 2441
Frequency high to test	False | Freq [MHz] 2479
Auto control enabled power supply | Climatic Box	No | No
Additional path loss [dB]	0
Full path type	EUT_SA_GEN_SIG
Full path name	EUT1.MP.SIG1/EUT1.SA/EUT1.GEN1/EUT1.GEN2/
Switch bits	00010001:00010001:00000000:00000001

Test at TX 2403 MHz

RESULT: Reference power cond.

DESCRIPTION	LOWER LIMIT	UPPER LIMIT	MEASURED	UNIT	VERDICT
Ref. power 1MHz/1MHz cond.	---	---	20.20	dBm	INFO
Ref. frequency	---	---	2403.500	MHz	INFO

READ SA SETTINGS:

RefLevel [dBm] | RefLevelOffset [dB] | InpAtt [dB]	30.20 | 8.26 | 40
Start [MHz] | Stop [MHz]	2398.000 | 2408.000
RBW [MHz] | VBW [MHz]	3.000000 | 3.000000
Detector | TraceMode	POS | MAXH
Sweep: time [ms] | count | points per Section | type	1000 | 10 | 1001 | SWE

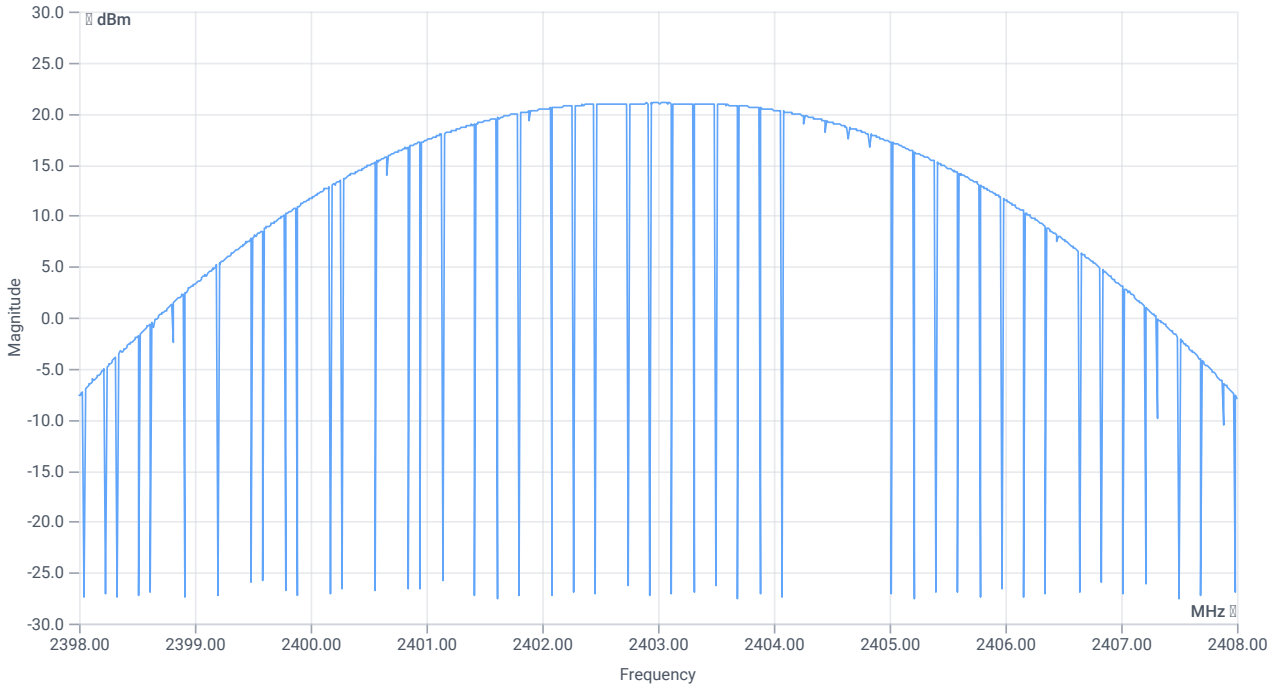

Peak output power

RESULT

DESCRIPTION	LOWER LIMIT	UPPER LIMIT	MEASURED	UNIT	VERDICT
Peak power	---	---	21.02	dBm	INFO
Peak power	---	---	126.473635	mW	INFO
Frequency at peak	---	---	2402.98	MHz	INFO

Verdict
PASS

NA # Peak output power 3MHz/3MHz ~ Generic 2G4

References

TC start	03.04.2024 16:20:39
Ambit temp [°C] | humidity [rel%]	0.0 | 0
System version	5.0.3.6
Standard | Version	NA | NI
Method	
Description	Peak OP 3MHz/3MHz - Generic 2G4
Information	

EUT Common settings 2G4

Hopping supported	No
Burst length [ms]	10
Nominal bandwidth [MHz]	2
User interaction	No

Equipment

Signal analyzer,Rohde&Schwarz,FSV-30,1321.3008K30/103170,3.60
Signaling unit,Rohde&Schwarz,CMW,1201.0002k75/102550,4.0.190
Switch matrix,cetecom advanced GmbH,USM,A001,1.0.0

Test Parameter

Technology to test	Generic 2G4
EUT port	EUT1
Temperature	nom
Voltage	nom
Frequency low to test	False | Freq [MHz] 2403
Frequency mid to test	True | Freq [MHz] 2441
Frequency high to test	False | Freq [MHz] 2479
Auto control enabled power supply | Climatic Box	No | No
Additional path loss [dB]	0
Full path type	EUT_SA_GEN_SIG
Full path name	EUT1.MP.SIG1/EUT1.SA/EUT1.GEN1/EUT1.GEN2/
Switch bits	00010001:00010001:00000000:00000001

Test at TX 2441 MHz

RESULT: Reference power cond.

DESCRIPTION	LOWER LIMIT	UPPER LIMIT	MEASURED	UNIT	VERDICT
Ref. power 1MHz/1MHz cond.	---	---	20.41	dBm	INFO
Ref. frequency	---	---	2441.500	MHz	INFO

READ SA SETTINGS:

RefLevel [dBm] | RefLevelOffset [dB] | InpAtt [dB]	30.41 | 8.3 | 40
Start [MHz] | Stop [MHz]	2436.000 | 2446.000
RBW [MHz] | VBW [MHz]	3.000000 | 3.000000
Detector | TraceMode	POS | MAXH
Sweep: time [ms] | count | points per Section | type	1000 | 10 | 1001 | SWE

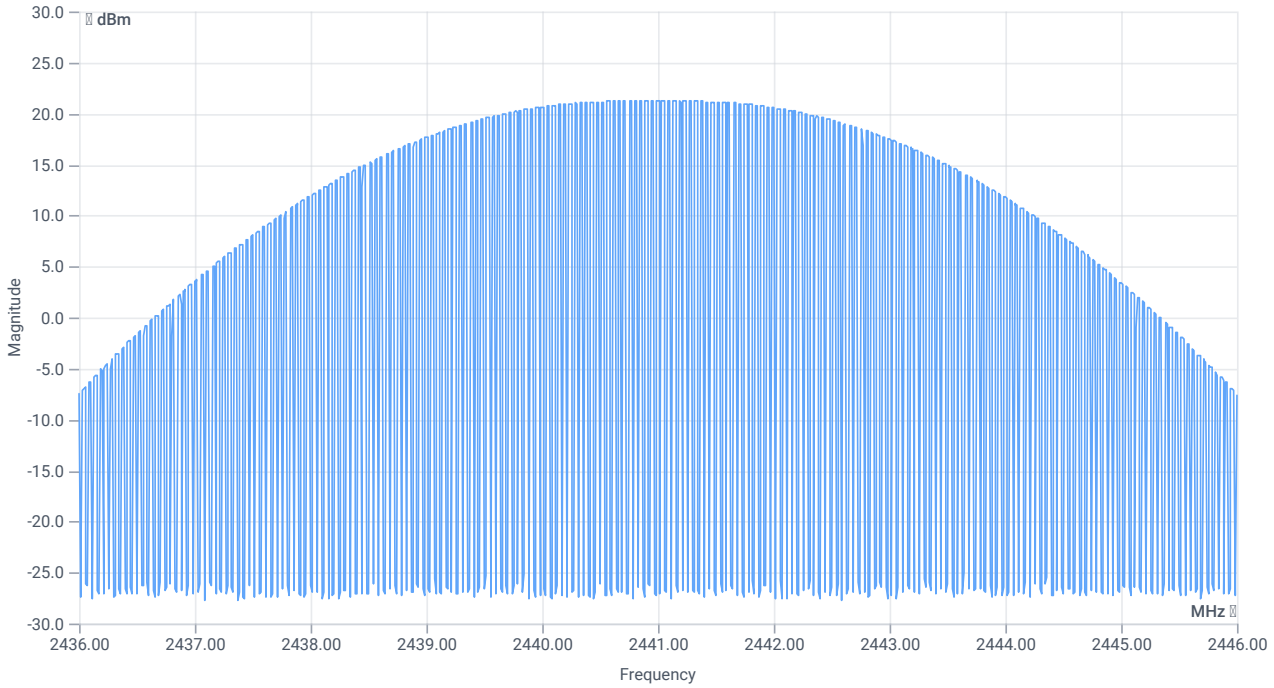

Peak output power

RESULT

DESCRIPTION	LOWER LIMIT	UPPER LIMIT	MEASURED	UNIT	VERDICT
Peak power	---	---	21.23	dBm	INFO
Peak power	---	---	132.739446	mW	INFO
Frequency at peak	---	---	2441	MHz	INFO

Verdict
PASS

NA # Peak output power 3MHz/3MHz ~ Generic 2G4

References

TC start	03.04.2024 16:35:27
Ambit temp [°C] | humidity [rel%]	0.0 | 0
System version	5.0.3.6
Standard | Version	NA | NI
Method	
Description	Peak OP 3MHz/3MHz - Generic 2G4
Information	

EUT Common settings 2G4

Hopping supported	No
Burst length [ms]	10
Nominal bandwidth [MHz]	2
User interaction	No

Equipment

Signal analyzer,Rohde&Schwarz,FSV-30,1321.3008K30/103170,3.60
Signaling unit,Rohde&Schwarz,CMW,1201.0002k75/102550,4.0.190
Switch matrix,cetecom advanced GmbH,USM,A001,1.0.0

Test Parameter

Technology to test	Generic 2G4
EUT port	EUT1
Temperature	nom
Voltage	nom
Frequency low to test	False | Freq [MHz] 2403
Frequency mid to test	False | Freq [MHz] 2441
Frequency high to test	True | Freq [MHz] 2479
Auto control enabled power supply | Climatic Box	No | No
Additional path loss [dB]	0
Full path type	EUT_SA_GEN_SIG
Full path name	EUT1.MP.SIG1/EUT1.SA/EUT1.GEN1/EUT1.GEN2/
Switch bits	00010001:00010001:00000000:00000001

Test at TX 2479 MHz

RESULT: Reference power cond.

DESCRIPTION	LOWER LIMIT	UPPER LIMIT	MEASURED	UNIT	VERDICT
Ref. power 1MHz/1MHz cond.	---	---	19.60	dBm	INFO
Ref. frequency	---	---	2479.500	MHz	INFO

READ SA SETTINGS:

RefLevel [dBm] | RefLevelOffset [dB] | InpAtt [dB]	29.60 | 8.39 | 40
Start [MHz] | Stop [MHz]	2474.000 | 2484.000
RBW [MHz] | VBW [MHz]	3.000000 | 3.000000
Detector | TraceMode	POS | MAXH
Sweep: time [ms] | count | points per Section | type	1000 | 10 | 1001 | SWE

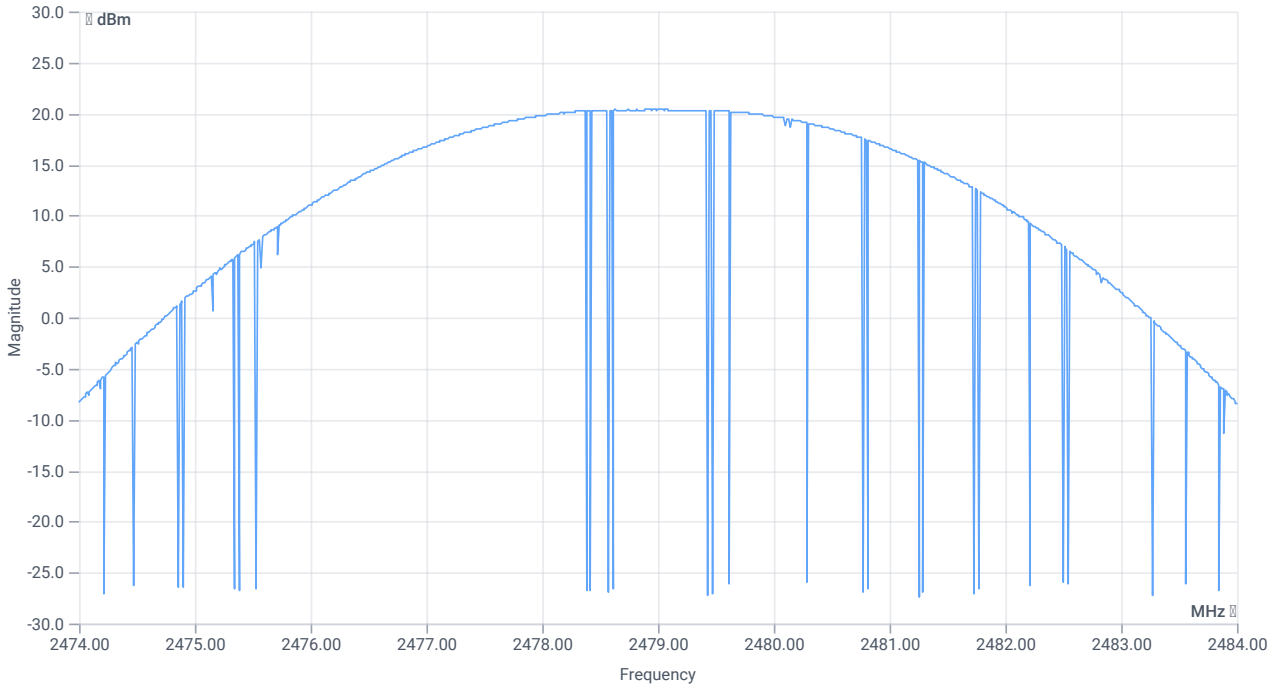

Peak output power

RESULT

DESCRIPTION	LOWER LIMIT	UPPER LIMIT	MEASURED	UNIT	VERDICT
Peak power	---	---	20.37	dBm	INFO
Peak power	---	---	108.893009	mW	INFO
Frequency at peak	---	---	2478.98	MHz	INFO

Verdict
PASS

FCC 15.247 # TX spurious conducted 20dBc ~ Generic 2G4

References

TC start	03.04.2024 16:03:06
Ambit temp [°C] | humidity [rel%]	0.0 | 0
System version	5.0.3.6
Standard | Version	FCC 15.247 | NI
Method	IF DTS then 8.5 DTS emissions in non-restricted frequency bands: Subclause 11.11 of ANSI C63.10 is applicable
Description	FCC 15.247 TX Emissions Conducted FHSS - Generic 2G4
Information	

EUT Common settings 2G4

Hopping supported	No
Burst length [ms]	10
Nominal bandwidth [MHz]	2
User interaction	No

Equipment

Signal analyzer,Rohde&Schwarz,FSV-30,1321.3008K30/103170,3.60
Signaling unit,Rohde&Schwarz,CMW,1201.0002k75/102550,4.0.190
Switch matrix,cetecom advanced GmbH,USM,A001,1.0.0

Test Parameter

Technology to test	Generic 2G4
EUT port	EUT1
Temperature	nom
Voltage	nom
Frequency low to test	True | Freq [MHz] 2403
Frequency mid to test	False | Freq [MHz] 2441
Frequency high to test	False | Freq [MHz] 2479
Auto control enabled power supply | Climatic Box	No | No
Additional path loss [dB]	0
Full path type	EUT_SA_GEN_SIG
Full path name	EUT1.MP.SIG1/EUT1.SA/EUT1.GEN1/EUT1.GEN2/
Switch bits	00010001:00010001:00000000:00000001

Test at TX 2403 MHz

RESULT: Reference power cond.

DESCRIPTION	LOWER LIMIT	UPPER LIMIT	MEASURED	UNIT	VERDICT
Ref. power 1MHz/1MHz cond.	---	---	20.21	dBm	INFO
Ref. frequency	---	---	2403.500	MHz	INFO

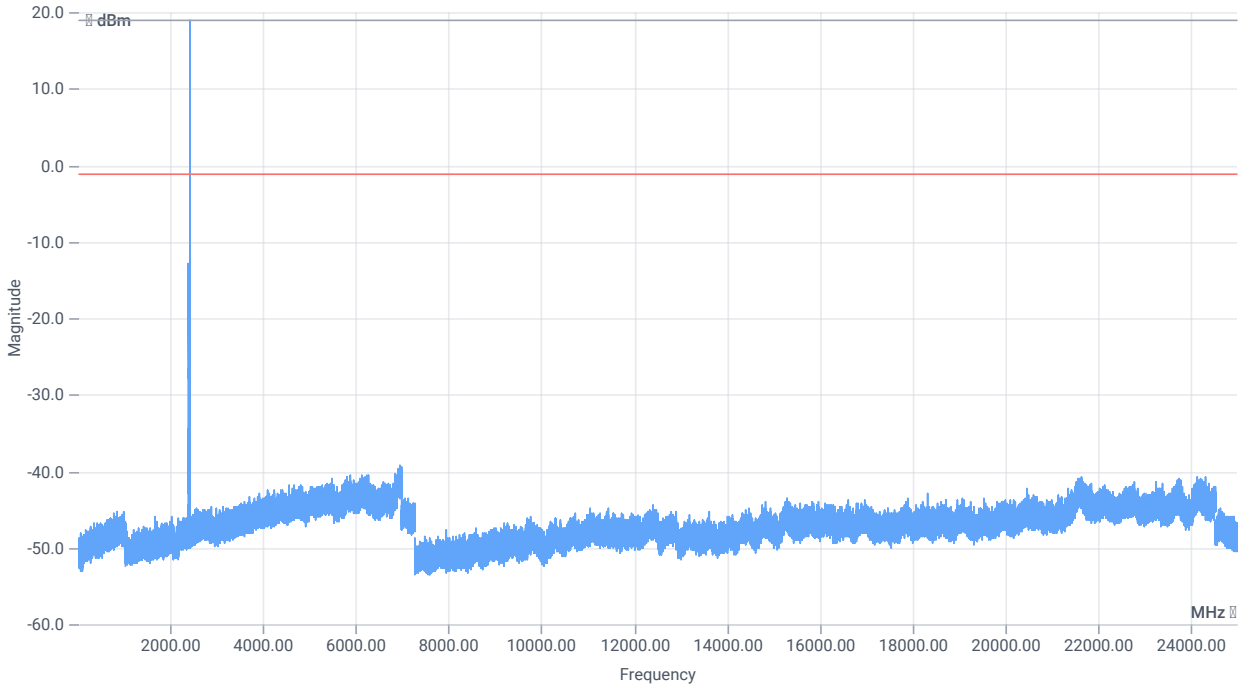

TX emissions

READ SA SETTINGS:

RefLevel [dBm] | RefLevelOffset [dB] | InpAtt [dB]	20.21 | 15.22 | 20
Start [MHz] | Stop [MHz]	24780.000 | 25000.000
RBW [MHz] | VBW [MHz]	0.100000 | 0.300000
Detector | TraceMode	POS | MAXH
Sweep: time [ms] | count | points per Section | type	200 | 25 | 1501 | SWE

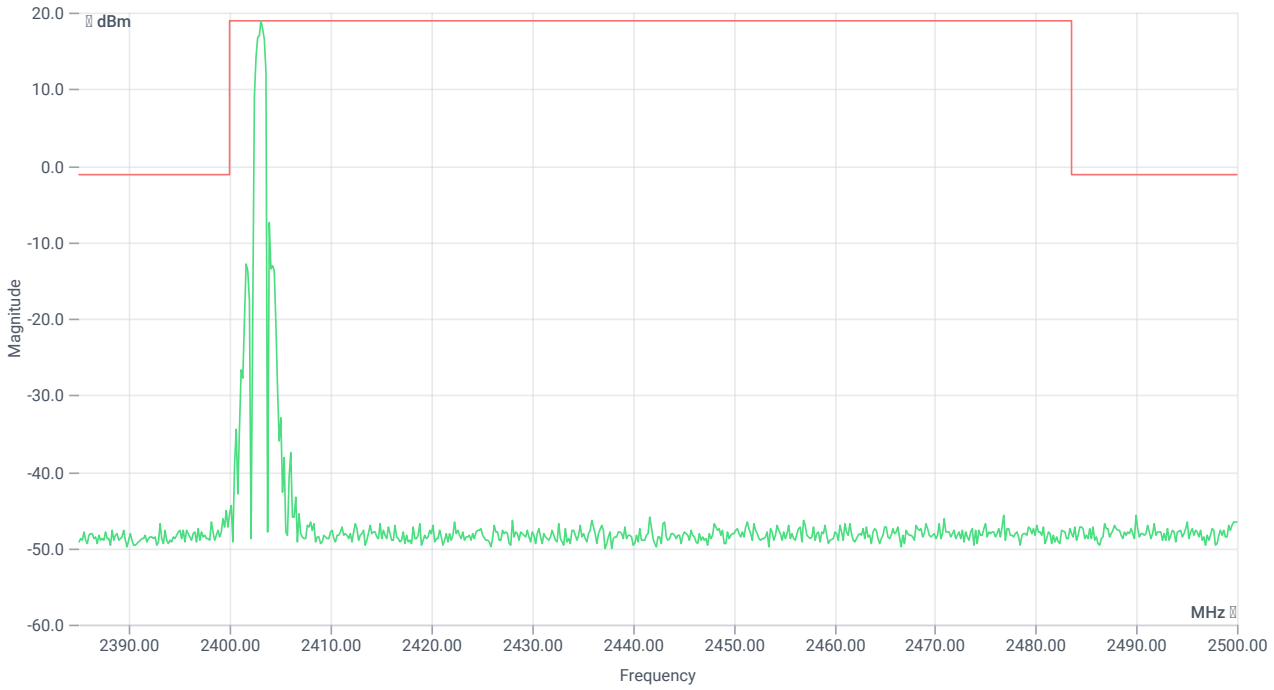

TX emissions band zoomed

RESULT

DESCRIPTION	LOWER LIMIT	UPPER LIMIT	MEASURED	UNIT	VERDICT
Reference @ 2403.00 MHz	---	---	18.82	dBm	INFO
No peaks detected	---	---			PASS
Lowest margin to limit 6958.833 MHz	0	---	38.02	dB	INFO

Verdict
PASS

FCC 15.247 # TX spurious conducted 20dBc ~ Generic 2G4

References

TC start	03.04.2024 16:21:40
Ambit temp [°C] | humidity [rel%]	0.0 | 0
System version	5.0.3.6
Standard | Version	FCC 15.247 | NI
Method	IF DTS then 8.5 DTS emissions in non-restricted frequency bands: Subclause 11.11 of ANSI C63.10 is applicable
Description	FCC 15.247 TX Emissions Conducted FHSS - Generic 2G4
Information	

EUT Common settings 2G4

Hopping supported	No
Burst length [ms]	10
Nominal bandwidth [MHz]	2
User interaction	No

Equipment

Signal analyzer,Rohde&Schwarz,FSV-30,1321.3008K30/103170,3.60
Signaling unit,Rohde&Schwarz,CMW,1201.0002k75/102550,4.0.190
Switch matrix,cetecom advanced GmbH,USM,A001,1.0.0

Test Parameter

Technology to test	Generic 2G4
EUT port	EUT1
Temperature	nom
Voltage	nom
Frequency low to test	False | Freq [MHz] 2403
Frequency mid to test	True | Freq [MHz] 2441
Frequency high to test	False | Freq [MHz] 2479
Auto control enabled power supply | Climatic Box	No | No
Additional path loss [dB]	0
Full path type	EUT_SA_GEN_SIG
Full path name	EUT1.MP.SIG1/EUT1.SA/EUT1.GEN1/EUT1.GEN2/
Switch bits	00010001:00010001:00000000:00000001

Test at TX 2441 MHz

RESULT: Reference power cond.

DESCRIPTION	LOWER LIMIT	UPPER LIMIT	MEASURED	UNIT	VERDICT
Ref. power 1MHz/1MHz cond.	---	---	20.36	dBm	INFO
Ref. frequency	---	---	2441.500	MHz	INFO

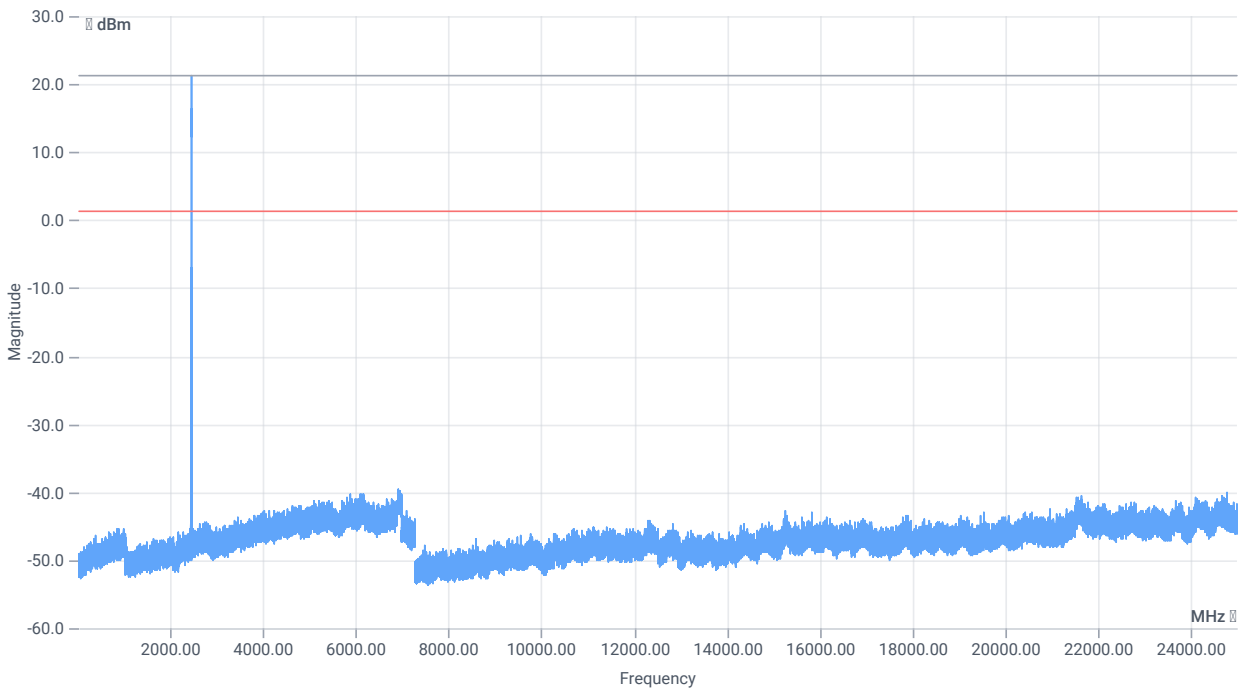

TX emissions

READ SA SETTINGS:

RefLevel [dBm] | RefLevelOffset [dB] | InpAtt [dB]	20.36 | 15.22 | 25
Start [MHz] | Stop [MHz]	24780.000 | 25000.000
RBW [MHz] | VBW [MHz]	0.100000 | 0.300000
Detector | TraceMode	POS | MAXH
Sweep: time [ms] | count | points per Section | type	200 | 25 | 1501 | SWE

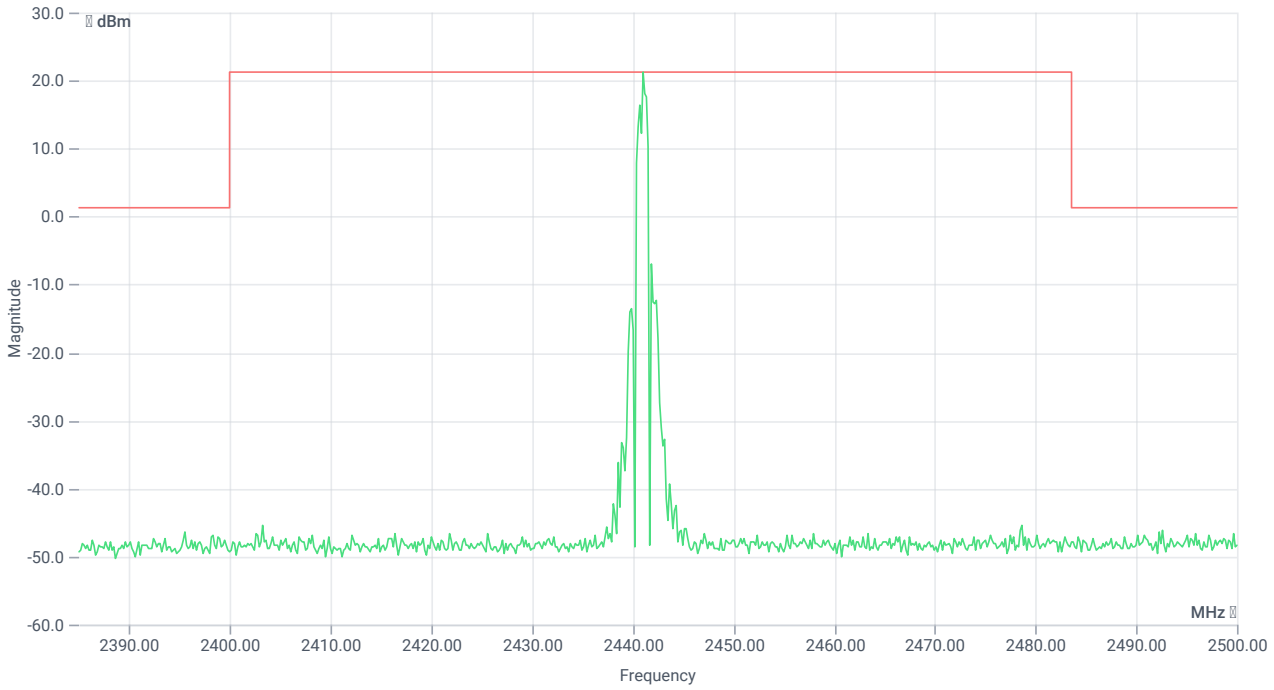

TX emissions band zoomed

RESULT

DESCRIPTION	LOWER LIMIT	UPPER LIMIT	MEASURED	UNIT	VERDICT
Reference @ 2441.00 MHz	---	---	21.36	dBm	INFO
No peaks detected	---	---			PASS
Lowest margin to limit 6927.5 MHz	0	---	41.03	dB	INFO

Verdict
PASS

FCC 15.247 # TX spurious conducted 20dBc ~ Generic 2G4

References

TC start	03.04.2024 16:36:29
Ambit temp [°C] | humidity [rel%]	0.0 | 0
System version	5.0.3.6
Standard | Version	FCC 15.247 | NI
Method	IF DTS then 8.5 DTS emissions in non-restricted frequency bands: Subclause 11.11 of ANSI C63.10 is applicable
Description	FCC 15.247 TX Emissions Conducted FHSS - Generic 2G4
Information	

EUT Common settings 2G4

Hopping supported	No
Burst length [ms]	10
Nominal bandwidth [MHz]	2
User interaction	No

Equipment

Signal analyzer,Rohde&Schwarz,FSV-30,1321.3008K30/103170,3.60
Signaling unit,Rohde&Schwarz,CMW,1201.0002k75/102550,4.0.190
Switch matrix,cetecom advanced GmbH,USM,A001,1.0.0

Test Parameter

Technology to test	Generic 2G4
EUT port	EUT1
Temperature	nom
Voltage	nom
Frequency low to test	False | Freq [MHz] 2403
Frequency mid to test	False | Freq [MHz] 2441
Frequency high to test	True | Freq [MHz] 2479
Auto control enabled power supply | Climatic Box	No | No
Additional path loss [dB]	0
Full path type	EUT_SA_GEN_SIG
Full path name	EUT1.MP.SIG1/EUT1.SA/EUT1.GEN1/EUT1.GEN2/
Switch bits	00010001:00010001:00000000:00000001

Test at TX 2479 MHz

RESULT: Reference power cond.

DESCRIPTION	LOWER LIMIT	UPPER LIMIT	MEASURED	UNIT	VERDICT
Ref. power 1MHz/1MHz cond.	---	---	19.59	dBm	INFO
Ref. frequency	---	---	2479.500	MHz	INFO

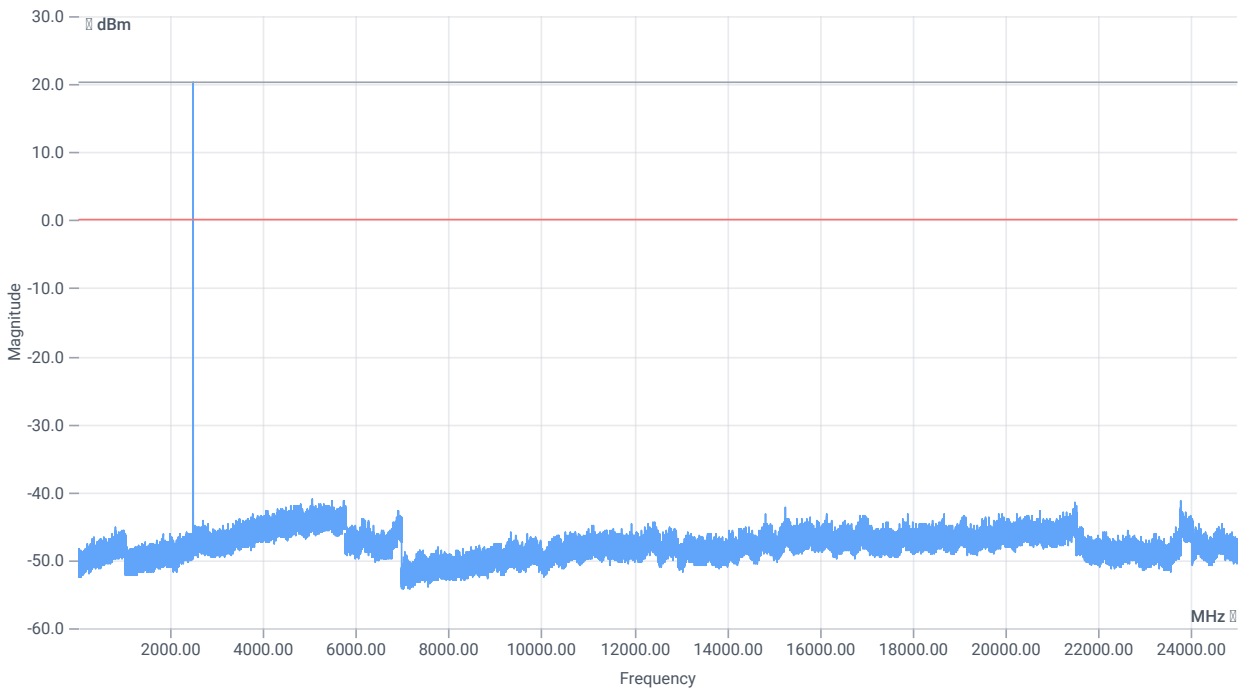

TX emissions

READ SA SETTINGS:

RefLevel [dBm] | RefLevelOffset [dB] | InpAtt [dB]	19.59 | 15.22 | 20
Start [MHz] | Stop [MHz]	24780.000 | 25000.000
RBW [MHz] | VBW [MHz]	0.100000 | 0.300000
Detector | TraceMode	POS | MAXH
Sweep: time [ms] | count | points per Section | type	200 | 25 | 1501 | SWE

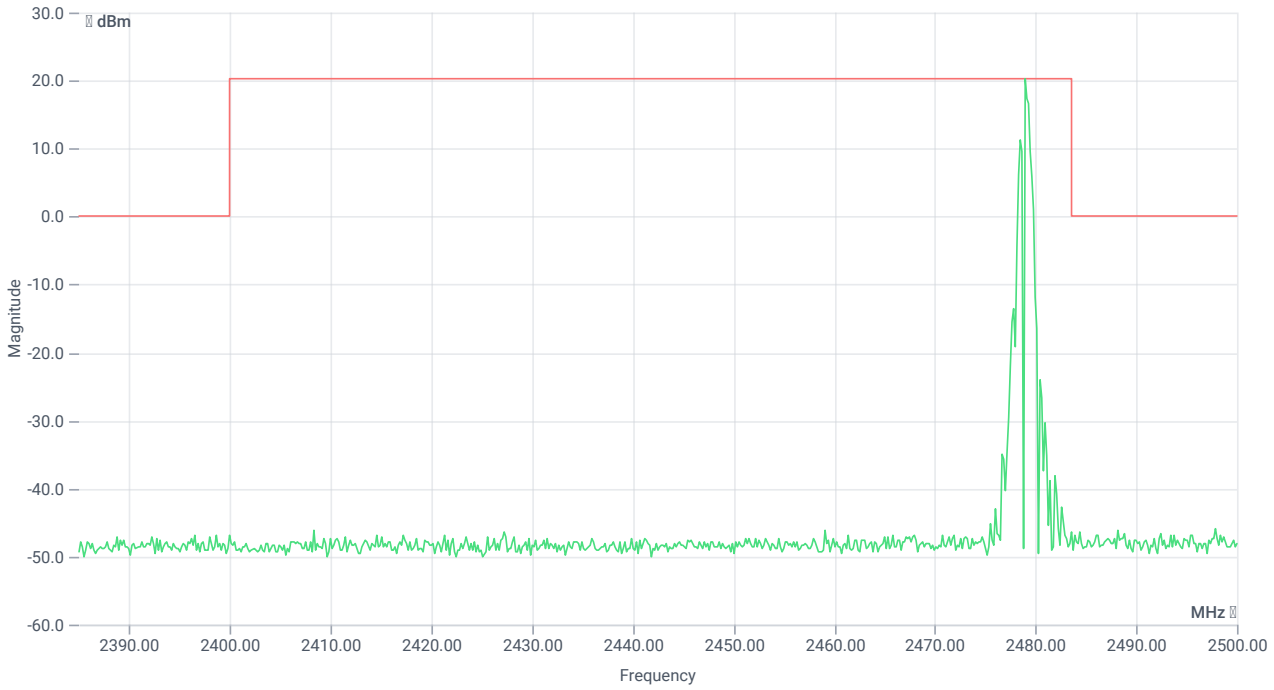

TX emissions band zoomed

RESULT

DESCRIPTION	LOWER LIMIT	UPPER LIMIT	MEASURED	UNIT	VERDICT
Reference @ 2479.00 MHz	---	---	20.19	dBm	INFO
No peaks detected	---	---			PASS
Lowest margin to limit 5066.167 MHz	0	---	41.31	dB	INFO

Verdict
PASS

NA # Hardcopy SA ~

References

TC start	05.04.2024 13:11:09
Ambit temp [°C] | humidity [rel%]	0.0 | 0
System version	5.0.3.6
Standard | Version	NA | NI
Method	
Description	Hardcopy spectrum analyzer
Information	

Equipment

Signal analyzer,Rohde&Schwarz,FSV-30,1321.3008K30/103170,3.60

Test Parameter

Technology to test

READ SA SETTINGS:

RefLevel [dBm] | RefLevelOffset [dB] | InpAtt [dB]	28.33 | 8.33 | 30
Start [MHz] | Stop [MHz]	2403.000 | 2403.000
RBW [MHz] | VBW [MHz]	0.100000 | 0.300000
Detector | TraceMode	APE | WRIT
Sweep: time [ms] | count | points per Section | type	10 | 0 | 691 | SWE

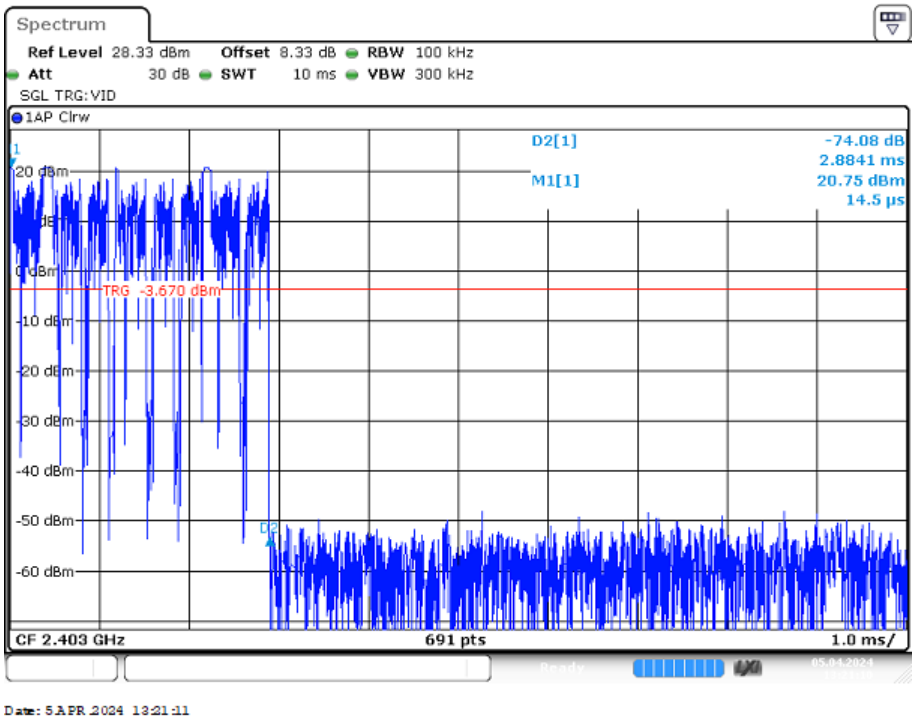

NA # Hardcopy SA ~

RESULT

DESCRIPTION	LOWER LIMIT	UPPER LIMIT	MEASURED	UNIT	VERDICT
Marker Readout					
Marker 1 Time	---	---	0.014	ms	INFO

RESULT

DESCRIPTION	LOWER LIMIT	UPPER LIMIT	MEASURED	UNIT	VERDICT
Delta Marker Readout					
Delta Marker 2 Time	---	---	2.884	ms	INFO
Delta Marker 2 Level	---	---	-74.080	dB	INFO

Verdict
INFO

NA # Hardcopy SA ~

References

TC start	05.04.2024 13:11:40
Ambit temp [°C] | humidity [rel%]	0.0 | 0
System version	5.0.3.6
Standard | Version	NA | NI
Method	
Description	Hardcopy spectrum analyzer
Information	

Equipment

Signal analyzer,Rohde&Schwarz,FSV-30,1321.3008K30/103170,3.60

Test Parameter

Technology to test

READ SA SETTINGS:

RefLevel [dBm] | RefLevelOffset [dB] | InpAtt [dB]	28.33 | 8.33 | 30
Start [MHz] | Stop [MHz]	2441.000 | 2441.000
RBW [MHz] | VBW [MHz]	0.100000 | 0.300000
Detector | TraceMode	APE | WRIT
Sweep: time [ms] | count | points per Section | type	10 | 0 | 691 | SWE

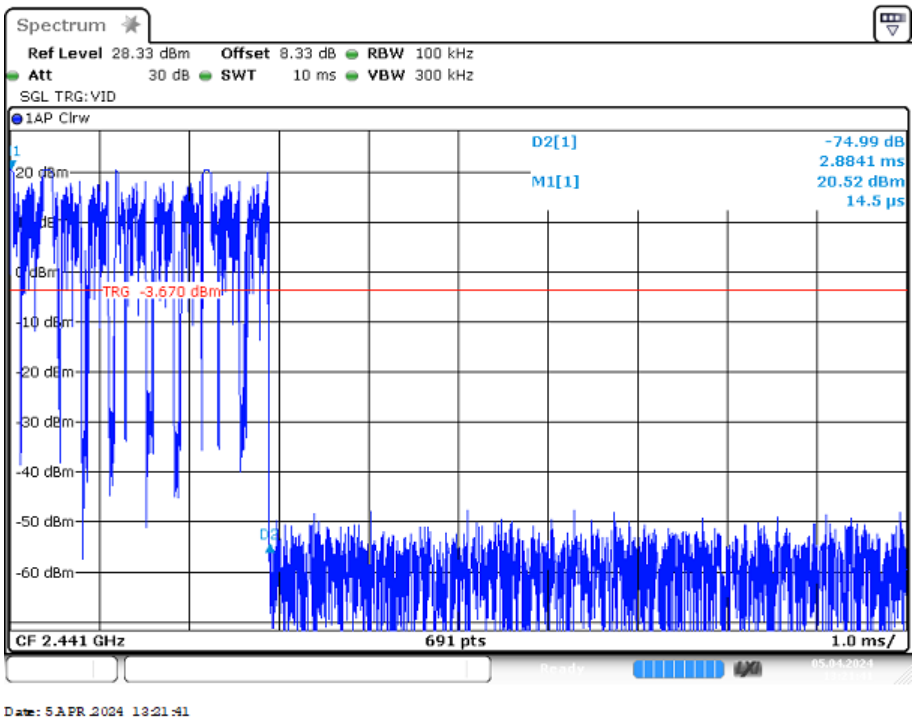

NA # Hardcopy SA ~

RESULT

DESCRIPTION	LOWER LIMIT	UPPER LIMIT	MEASURED	UNIT	VERDICT
Marker Readout					
Marker 1 Time	---	---	0.014	ms	INFO

RESULT

DESCRIPTION	LOWER LIMIT	UPPER LIMIT	MEASURED	UNIT	VERDICT
Delta Marker Readout					
Delta Marker 2 Time	---	---	2.884	ms	INFO
Delta Marker 2 Level	---	---	-74.986	dB	INFO

Verdict
INFO

NA # Hardcopy SA ~

References

TC start	05.04.2024 13:12:15
Ambit temp [°C] | humidity [rel%]	0.0 | 0
System version	5.0.3.6
Standard | Version	NA | NI
Method	
Description	Hardcopy spectrum analyzer
Information	

Equipment

Signal analyzer,Rohde&Schwarz,FSV-30,1321.3008K30/103170,3.60

Test Parameter

Technology to test

READ SA SETTINGS:

RefLevel [dBm] | RefLevelOffset [dB] | InpAtt [dB]	28.33 | 8.33 | 30
Start [MHz] | Stop [MHz]	2479.000 | 2479.000
RBW [MHz] | VBW [MHz]	0.100000 | 0.300000
Detector | TraceMode	APE | WRIT
Sweep: time [ms] | count | points per Section | type	10 | 0 | 691 | SWE

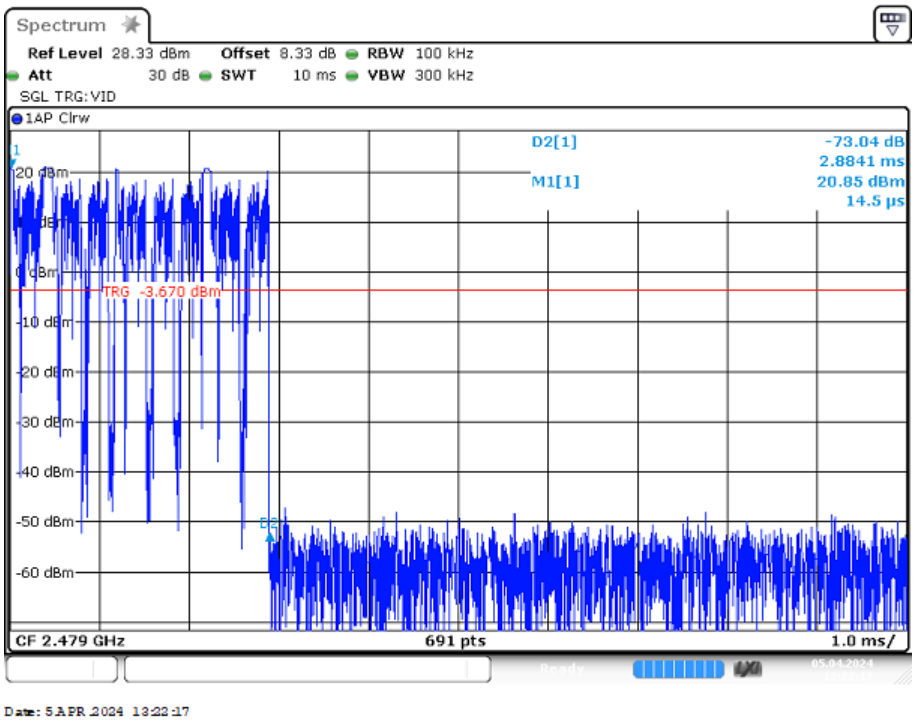

NA # Hardcopy SA ~

RESULT

DESCRIPTION	LOWER LIMIT	UPPER LIMIT	MEASURED	UNIT	VERDICT
Marker Readout					
Marker 1 Time	---	---	0.014	ms	INFO

RESULT

DESCRIPTION	LOWER LIMIT	UPPER LIMIT	MEASURED	UNIT	VERDICT
Delta Marker Readout					
Delta Marker 2 Time	---	---	2.884	ms	INFO
Delta Marker 2 Level	---	---	-73.043	dB	INFO

Verdict
INFO

NA # Hardcopy SA ~

References

TC start	05.04.2024 13:13:29
Ambit temp [°C] | humidity [rel%]	0.0 | 0
System version	5.0.3.6
Standard | Version	NA | NI
Method	
Description	Hardcopy spectrum analyzer
Information	

Equipment

Signal analyzer,Rohde&Schwarz,FSV-30,1321.3008K30/103170,3.60

Test Parameter

Technology to test

READ SA SETTINGS:

RefLevel [dBm] | RefLevelOffset [dB] | InpAtt [dB]	28.33 | 8.33 | 30
Start [MHz] | Stop [MHz]	2403.000 | 2403.000
RBW [MHz] | VBW [MHz]	0.100000 | 0.300000
Detector | TraceMode	APE | WRIT
Sweep: time [ms] | count | points per Section | type	10000 | 0 | 691 | SWE

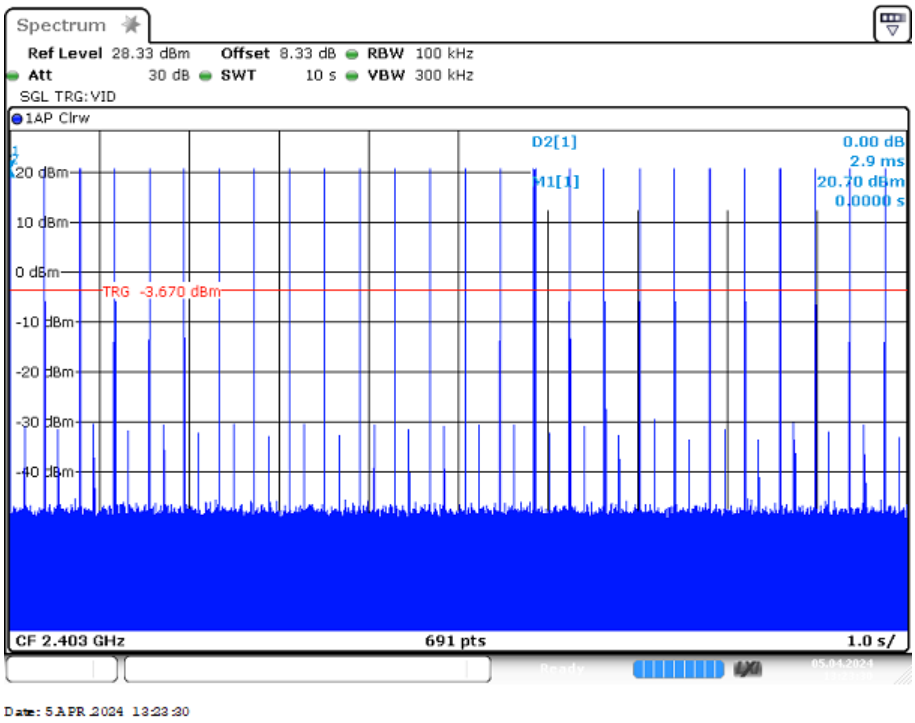

NA # Hardcopy SA ~

RESULT

DESCRIPTION	LOWER LIMIT	UPPER LIMIT	MEASURED	UNIT	VERDICT
Marker Readout					
Marker 1 Time	---	---	0.014	ms	INFO

RESULT

DESCRIPTION	LOWER LIMIT	UPPER LIMIT	MEASURED	UNIT	VERDICT
Delta Marker Readout					
Delta Marker 2 Time	---	---	2.884	ms	INFO
Delta Marker 2 Level	---	---	0.000	dB	INFO

Verdict
INFO

NA # Hardcopy SA ~

References

TC start	05.04.2024 13:14:18
Ambit temp [°C] | humidity [rel%]	0.0 | 0
System version	5.0.3.6
Standard | Version	NA | NI
Method	
Description	Hardcopy spectrum analyzer
Information	

Equipment

Signal analyzer,Rohde&Schwarz,FSV-30,1321.3008K30/103170,3.60

Test Parameter

Technology to test

READ SA SETTINGS:

RefLevel [dBm] | RefLevelOffset [dB] | InpAtt [dB]	28.33 | 8.33 | 30
Start [MHz] | Stop [MHz]	2441.000 | 2441.000
RBW [MHz] | VBW [MHz]	0.100000 | 0.300000
Detector | TraceMode	APE | WRIT
Sweep: time [ms] | count | points per Section | type	10000 | 0 | 691 | SWE

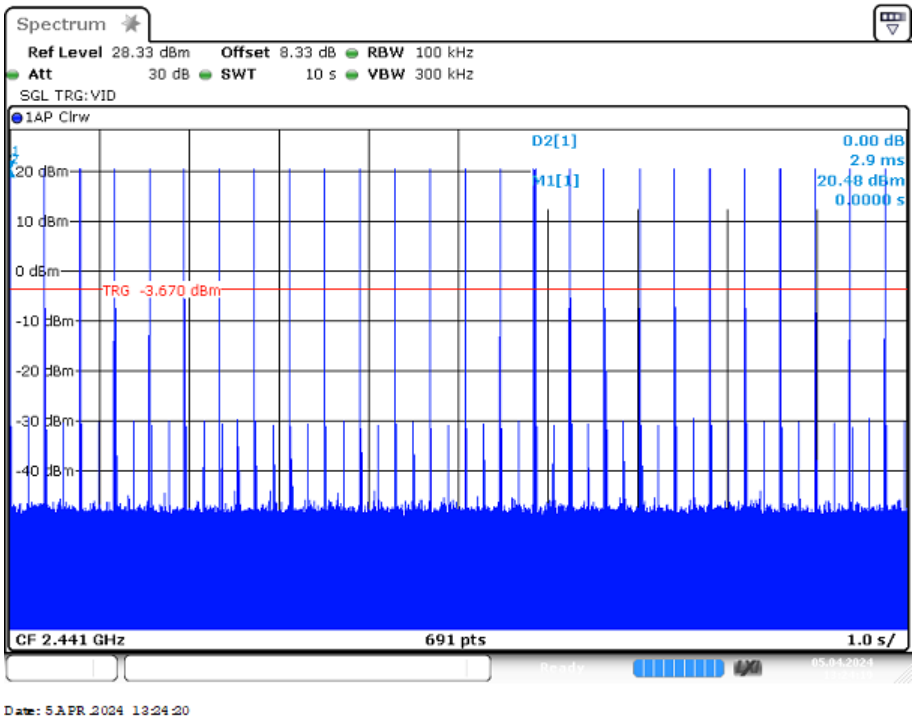

NA # Hardcopy SA ~

RESULT

DESCRIPTION	LOWER LIMIT	UPPER LIMIT	MEASURED	UNIT	VERDICT
Marker Readout					
Marker 1 Time	---	---	0.014	ms	INFO

RESULT

DESCRIPTION	LOWER LIMIT	UPPER LIMIT	MEASURED	UNIT	VERDICT
Delta Marker Readout					
Delta Marker 2 Time	---	---	2.884	ms	INFO
Delta Marker 2 Level	---	---	0.000	dB	INFO

Verdict
INFO

NA # Hardcopy SA ~

References

TC start	05.04.2024 13:15:41
Ambit temp [°C] | humidity [rel%]	0.0 | 0
System version	5.0.3.6
Standard | Version	NA | NI
Method	
Description	Hardcopy spectrum analyzer
Information	

Equipment

Signal analyzer,Rohde&Schwarz,FSV-30,1321.3008K30/103170,3.60

Test Parameter

Technology to test

READ SA SETTINGS:

RefLevel [dBm] | RefLevelOffset [dB] | InpAtt [dB]	28.33 | 8.33 | 30
Start [MHz] | Stop [MHz]	2479.000 | 2479.000
RBW [MHz] | VBW [MHz]	0.100000 | 0.300000
Detector | TraceMode	APE | WRIT
Sweep: time [ms] | count | points per Section | type	10000 | 0 | 691 | SWE

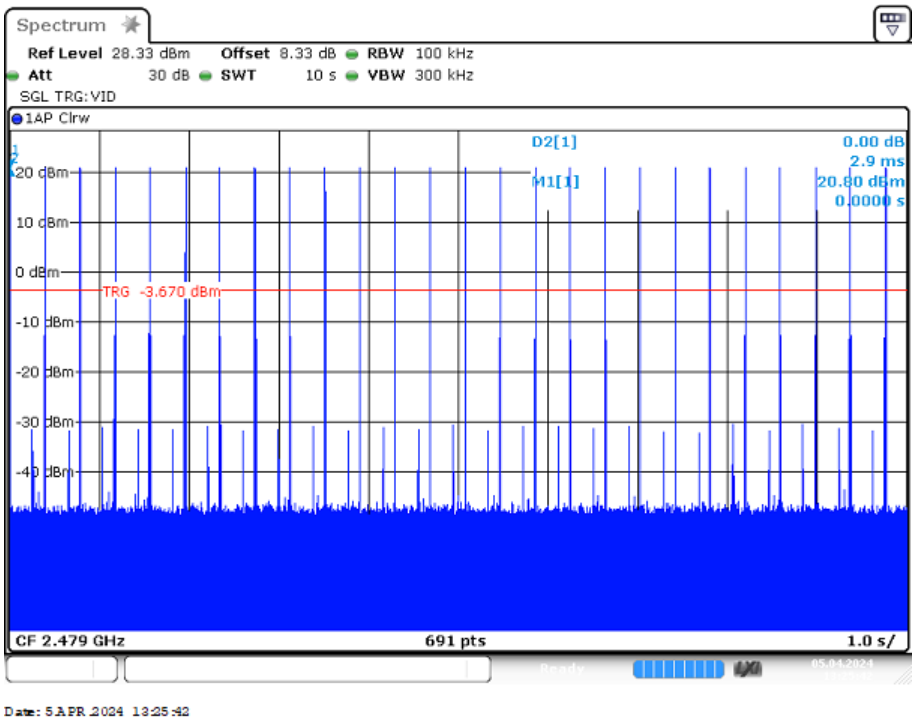

NA # Hardcopy SA ~

RESULT

DESCRIPTION	LOWER LIMIT	UPPER LIMIT	MEASURED	UNIT	VERDICT
Marker Readout					
Marker 1 Time	---	---	0.014	ms	INFO

RESULT

DESCRIPTION	LOWER LIMIT	UPPER LIMIT	MEASURED	UNIT	VERDICT
Delta Marker Readout					
Delta Marker 2 Time	---	---	2.884	ms	INFO
Delta Marker 2 Level	---	---	0.000	dB	INFO

Verdict
INFO

FCC 15.247 # TX Emissions on band edge FCC ~ Generic 2G4 hopp

References

TC start	05.04.2024 13:21:56
Ambit temp [°C] | humidity [rel%]	0.0 | 0
System version	5.0.3.6
Standard | Version	FCC 15.247 | NI
Method	
Description	FCC 15.247 TX Emissions conducted on band edge FHSS - Generic 2G4 hopp
Information	

EUT Common settings 2G4

Hopping supported	No
Burst length [ms]	10
Nominal bandwidth [MHz]	2
User interaction	No

Equipment

Signal analyzer,Rohde&Schwarz,FSV-30,1321.3008K30/103170,3.60
Switch matrix,cetecom advanced GmbH,USM,A001,1.0.0

Test Parameter

Technology to test	Generic 2G4 hopp
EUT port	EUT1
Temperature	nom
Voltage	nom
Frequency low to test	False | Freq [MHz] 0
Frequency mid to test	False | Freq [MHz] 0
Frequency high to test	False | Freq [MHz] 0
Auto control enabled power supply | Climatic Box	No | No
Additional path loss [dB]	0
Full path type	EUT_SA_GEN_SIG
Full path name	EUT1.MP.SIG1/EUT1.SA/EUT1.GEN1/EUT1.GEN2/
Switch bits	00010001:00010001:00000000:00000001

Test at TX hopping MHz

RESULT: Reference power cond.

DESCRIPTION	LOWER LIMIT	UPPER LIMIT	MEASURED	UNIT	VERDICT
Ref. power 1MHz/1MHz cond.	---	---	20.78	dBm	INFO
Ref. frequency	---	---	2466.970	MHz	INFO

READ SA SETTINGS:

RefLevel [dBm] | RefLevelOffset [dB] | InpAtt [dB]	25.78 | 8.3 | 35
Start [MHz] | Stop [MHz]	2385.000 | 2500.000
RBW [MHz] | VBW [MHz]	0.100000 | 0.300000
Detector | TraceMode	POS | MAXH
Sweep: time [ms] | count | points per Section | type	30 | 1800 | 1001 | SWE

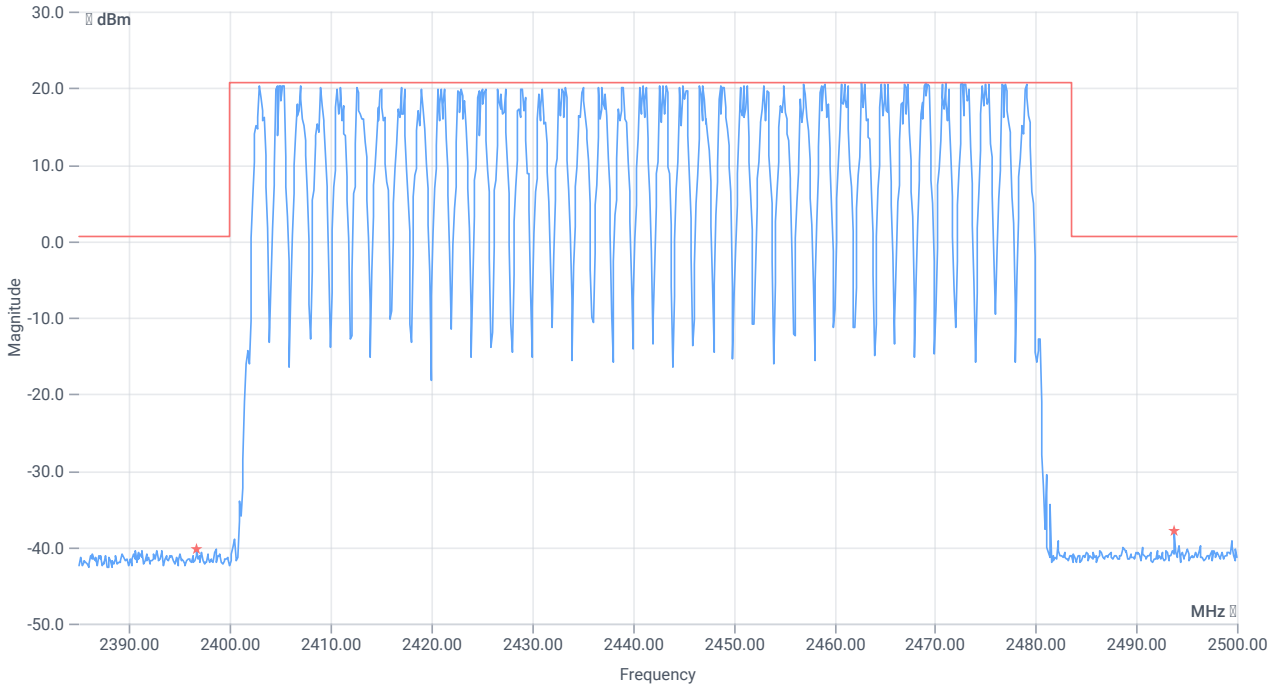

TX emissions on band edge

RESULT

DESCRIPTION	LOWER LIMIT	UPPER LIMIT	MEASURED	UNIT	VERDICT
Max peak lower Band	---	0.69	-40.23	dBm	PASS
Max peak upper Band	---	0.69	-37.99	dBm	PASS

Verdict

PASS

NA # Peak output power 3MHz/3MHz ~ Generic 2G4

References

TC start	03.04.2024 15:14:58
Ambit temp [°C] | humidity [rel%]	0.0 | 0
System version	5.0.3.6
Standard | Version	NA | NI
Method	
Description	Peak OP 3MHz/3MHz - Generic 2G4
Information	

EUT Common settings 2G4

Hopping supported	No
Burst length [ms]	10
Nominal bandwidth [MHz]	2
User interaction	No

Equipment

Signal analyzer,Rohde&Schwarz,FSV-30,1321.3008K30/103170,3.60
Signaling unit,Rohde&Schwarz,CMW,1201.0002k75/102550,4.0.190
Switch matrix,cetecom advanced GmbH,USM,A001,1.0.0

Test Parameter

Technology to test	Generic 2G4
EUT port	EUT1
Temperature	nom
Voltage	nom
Frequency low to test	True | Freq [MHz] 2403
Frequency mid to test	False | Freq [MHz] 2441
Frequency high to test	False | Freq [MHz] 2479
Auto control enabled power supply | Climatic Box	No | No
Additional path loss [dB]	0
Full path type	EUT_SA_GEN_SIG
Full path name	EUT1.MP.SIG1/EUT1.SA/EUT1.GEN1/EUT1.GEN2/
Switch bits	00010001:00010001:00000000:00000001

Test at TX 2403 MHz

RESULT: Reference power cond.

DESCRIPTION	LOWER LIMIT	UPPER LIMIT	MEASURED	UNIT	VERDICT
Ref. power 1MHz/1MHz cond.	---	---	19.99	dBm	INFO
Ref. frequency	---	---	2403.500	MHz	INFO

READ SA SETTINGS:

RefLevel [dBm] | RefLevelOffset [dB] | InpAtt [dB]	29.99 | 8.26 | 40
Start [MHz] | Stop [MHz]	2398.000 | 2408.000
RBW [MHz] | VBW [MHz]	3.000000 | 3.000000
Detector | TraceMode	POS | MAXH
Sweep: time [ms] | count | points per Section | type	1000 | 10 | 1001 | SWE

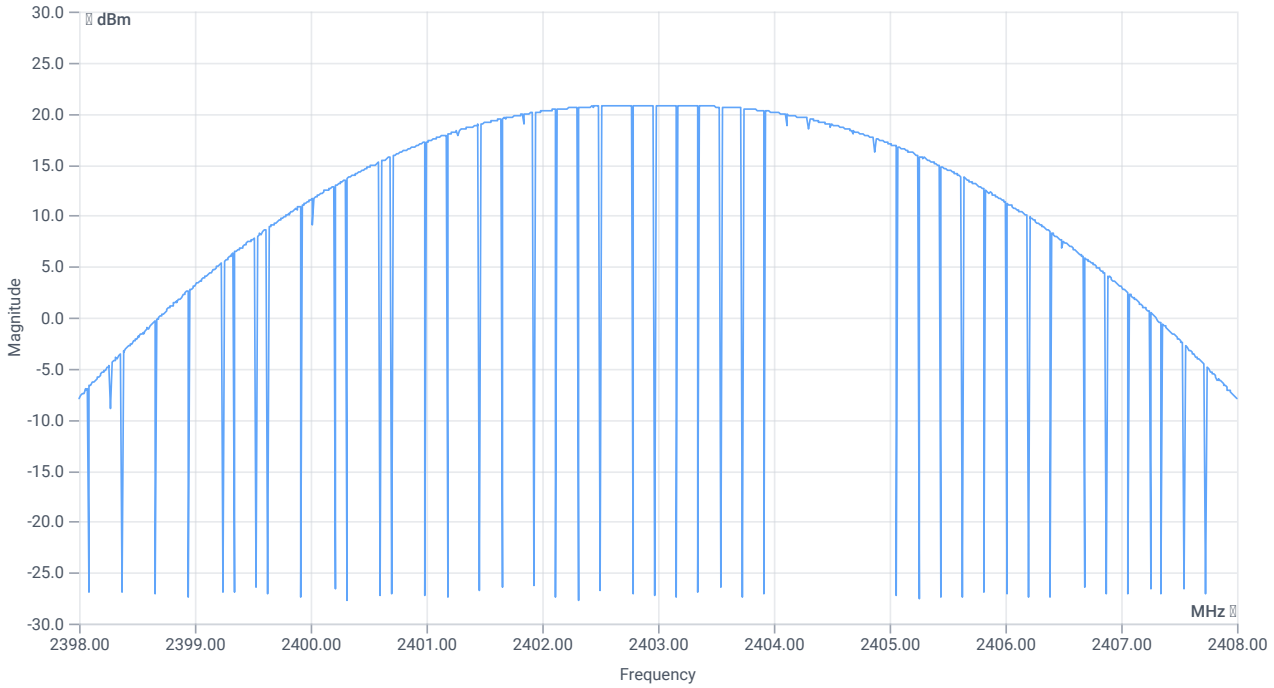

Peak output power

RESULT

DESCRIPTION	LOWER LIMIT	UPPER LIMIT	MEASURED	UNIT	VERDICT
Peak power	---	---	20.77	dBm	INFO
Peak power	---	---	119.39881	mW	INFO
Frequency at peak	---	---	2403	MHz	INFO

Verdict
PASS

NA # Peak output power 3MHz/3MHz ~ Generic 2G4

References

TC start	03.04.2024 15:30:25
Ambit temp [°C] | humidity [rel%]	0.0 | 0
System version	5.0.3.6
Standard | Version	NA | NI
Method	
Description	Peak OP 3MHz/3MHz - Generic 2G4
Information	

EUT Common settings 2G4

Hopping supported	No
Burst length [ms]	10
Nominal bandwidth [MHz]	2
User interaction	No

Equipment

Signal analyzer,Rohde&Schwarz,FSV-30,1321.3008K30/103170,3.60
Signaling unit,Rohde&Schwarz,CMW,1201.0002k75/102550,4.0.190
Switch matrix,cetecom advanced GmbH,USM,A001,1.0.0

Test Parameter

Technology to test	Generic 2G4
EUT port	EUT1
Temperature	nom
Voltage	nom
Frequency low to test	False | Freq [MHz] 2403
Frequency mid to test	True | Freq [MHz] 2441
Frequency high to test	False | Freq [MHz] 2479
Auto control enabled power supply | Climatic Box	No | No
Additional path loss [dB]	0
Full path type	EUT_SA_GEN_SIG
Full path name	EUT1.MP.SIG1/EUT1.SA/EUT1.GEN1/EUT1.GEN2/
Switch bits	00010001:00010001:00000000:00000001

Test at TX 2441 MHz

RESULT: Reference power cond.

DESCRIPTION	LOWER LIMIT	UPPER LIMIT	MEASURED	UNIT	VERDICT
Ref. power 1MHz/1MHz cond.	---	---	19.62	dBm	INFO
Ref. frequency	---	---	2441.500	MHz	INFO

READ SA SETTINGS:

RefLevel [dBm] | RefLevelOffset [dB] | InpAtt [dB]	29.62 | 8.3 | 40
Start [MHz] | Stop [MHz]	2436.000 | 2446.000
RBW [MHz] | VBW [MHz]	3.000000 | 3.000000
Detector | TraceMode	POS | MAXH
Sweep: time [ms] | count | points per Section | type	1000 | 10 | 1001 | SWE

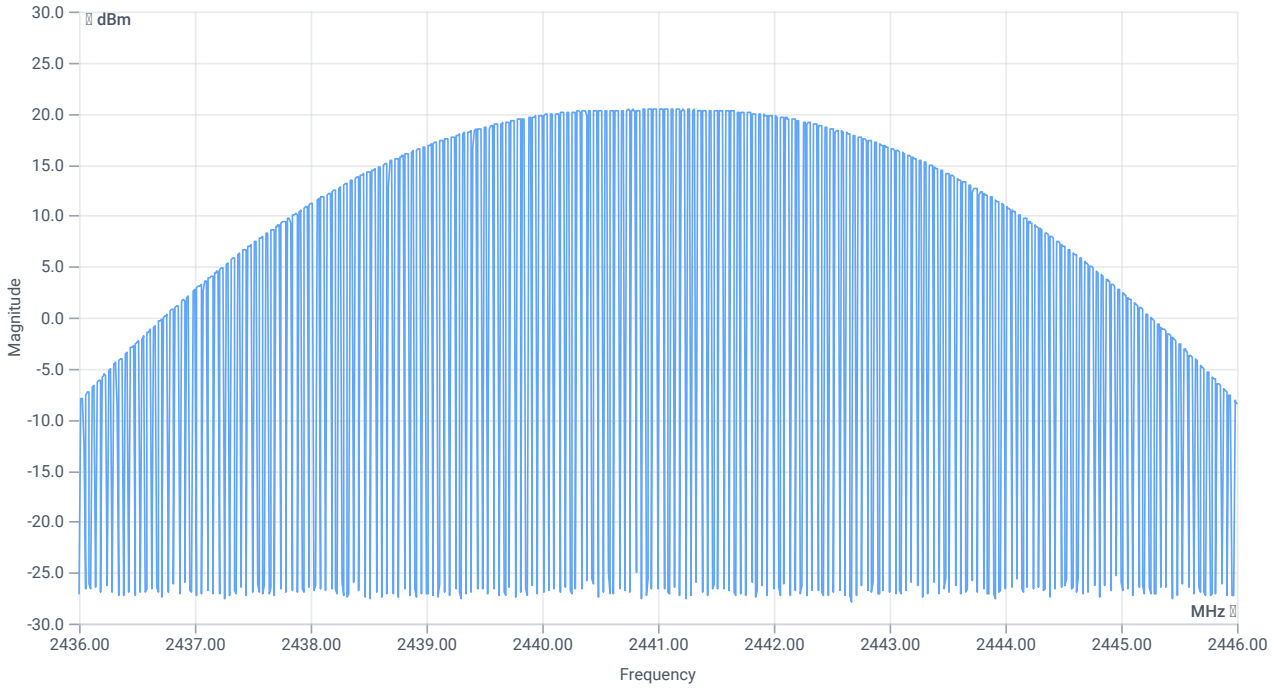

Peak output power

RESULT

DESCRIPTION	LOWER LIMIT	UPPER LIMIT	MEASURED	UNIT	VERDICT
Peak power	---	---	20.4	dBm	INFO
Peak power	---	---	109.64782	mW	INFO
Frequency at peak	---	---	2441.03	MHz	INFO

Verdict
PASS

NA # Peak output power 3MHz/3MHz ~ Generic 2G4

References

TC start	03.04.2024 15:45:57
Ambit temp [°C] | humidity [rel%]	0.0 | 0
System version	5.0.3.6
Standard | Version	NA | NI
Method	
Description	Peak OP 3MHz/3MHz - Generic 2G4
Information	

EUT Common settings 2G4

Hopping supported	No
Burst length [ms]	10
Nominal bandwidth [MHz]	2
User interaction	No

Equipment

Signal analyzer,Rohde&Schwarz,FSV-30,1321.3008K30/103170,3.60
Signaling unit,Rohde&Schwarz,CMW,1201.0002k75/102550,4.0.190
Switch matrix,cetecom advanced GmbH,USM,A001,1.0.0

Test Parameter

Technology to test	Generic 2G4
EUT port	EUT1
Temperature	nom
Voltage	nom
Frequency low to test	False | Freq [MHz] 2403
Frequency mid to test	False | Freq [MHz] 2441
Frequency high to test	True | Freq [MHz] 2479
Auto control enabled power supply | Climatic Box	No | No
Additional path loss [dB]	0
Full path type	EUT_SA_GEN_SIG
Full path name	EUT1.MP.SIG1/EUT1.SA/EUT1.GEN1/EUT1.GEN2/
Switch bits	00010001:00010001:00000000:00000001

Test at TX 2479 MHz

RESULT: Reference power cond.

DESCRIPTION	LOWER LIMIT	UPPER LIMIT	MEASURED	UNIT	VERDICT
Ref. power 1MHz/1MHz cond.	---	---	20.24	dBm	INFO
Ref. frequency	---	---	2479.500	MHz	INFO

READ SA SETTINGS:

RefLevel [dBm] | RefLevelOffset [dB] | InpAtt [dB]	30.24 | 8.39 | 40
Start [MHz] | Stop [MHz]	2474.000 | 2484.000
RBW [MHz] | VBW [MHz]	3.000000 | 3.000000
Detector | TraceMode	POS | MAXH
Sweep: time [ms] | count | points per Section | type	1000 | 10 | 1001 | SWE

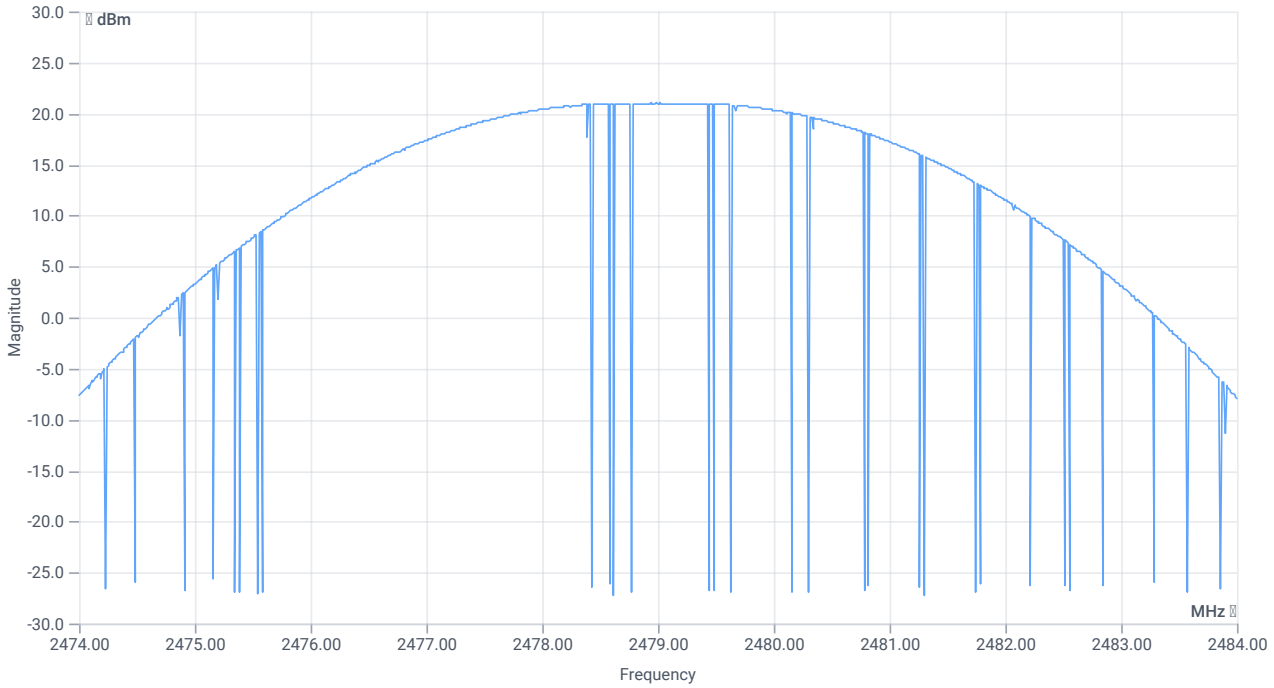

Peak output power

RESULT

DESCRIPTION	LOWER LIMIT	UPPER LIMIT	MEASURED	UNIT	VERDICT
Peak power	---	---	21.01	dBm	INFO
Peak power	---	---	126.182753	mW	INFO
Frequency at peak	---	---	2478.99	MHz	INFO

Verdict
PASS

- END OF DOCUMENT -