Annex C Plots of System Performance Check

Test Laboratory: Shenzhen Morlab Communications Technology Co., Ltd. Date: 2024/11/15

System Check_750MHz_Head

Communication System: UID 0, CW (0); Frequency: 750 MHz;Duty Cycle: 1:1
Medium: HSL_750 Medium parameters used: f = 750 MHz; σ = 0.919 S/m; ε_r = 42.916; ρ = 1000 kg/m^3
Ambient Temperature：23.2 ℃; Liquid Temperature：22.2 ℃

DASY5 Configuration:
- Probe: EX3DV4 - SN7608; ConvF(9.85, 9.47, 8.84) @ 750 MHz; Calibrated: 2024/3/21
- Sensor-Surface: 2mm (Mechanical Surface Detection)
- Electronics: DAE4 Sn1643; Calibrated: 2024/3/27
- Phantom: SAM 1; Type: QD000P40CD; Serial: 1811
- Measurement SW: DASY52, Version 52.10 (4); SEMCAD X Version 14.6.14 (7501)

CW750/Area Scan (81x81x1): Interpolated grid: dx=1.500 mm, dy=1.500 mm
Maximum value of SAR (interpolated) = 4.18 W/kg

CW750/Zoom Scan (5x5x7)/Cube 0: Measurement grid: dx=8mm, dy=8mm, dz=5mm
Reference Value = 73.03 V/m; Power Drift = -0.11 dB
Peak SAR (extrapolated) = 5.91 W/kg
SAR(1 g) = 2.28 W/kg; SAR(10 g) = 1.48 W/kg
Smallest distance from peaks to all points 3 dB below = 22.6 mm
Ratio of SAR at M2 to SAR at M1 = 65.9%
Maximum value of SAR (measured) = 4.09 W/kg

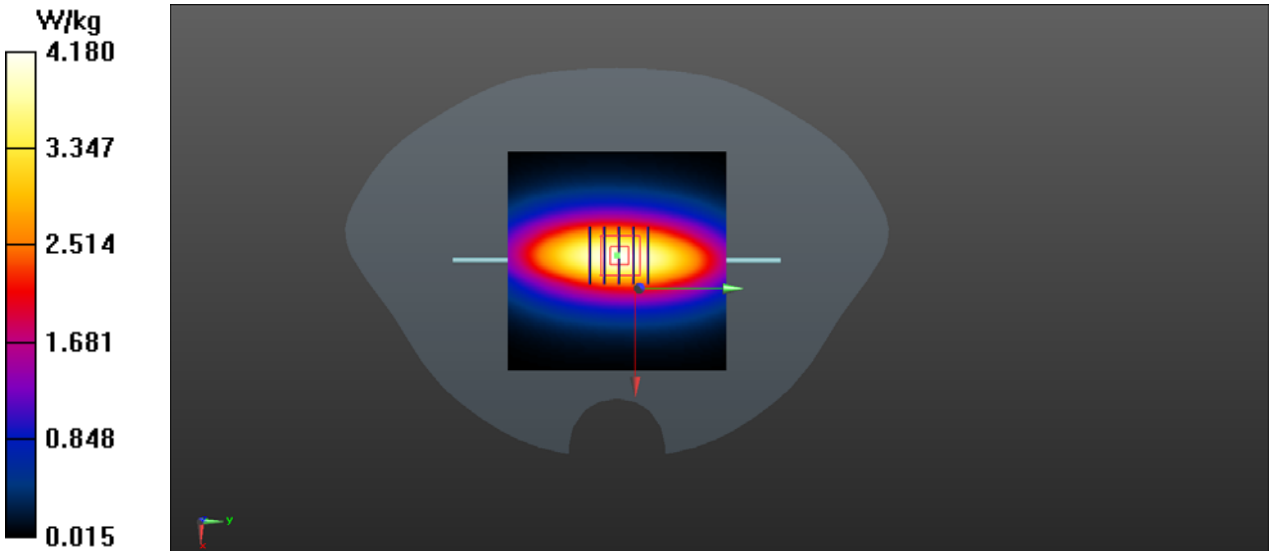

Test Laboratory: Shenzhen Morlab Communications Technology Co., Ltd. Date: 2024/11/16

System Check_750MHz_Head

Communication System: UID 0, CW (0); Frequency: 750 MHz;Duty Cycle: 1:1
Medium: HSL_750 Medium parameters used: f = 750 MHz; σ = 0.905 S/m; ε_r = 42.937; ρ = 1000 kg/m^3
Ambient Temperature：23.2 ℃; Liquid Temperature：22.3 ℃

DASY5 Configuration:
- Probe: EX3DV4 - SN7608; ConvF(9.85, 9.47, 8.84) @ 750 MHz; Calibrated: 2024/3/21
- Sensor-Surface: 2mm (Mechanical Surface Detection)
- Electronics: DAE4 Sn1643; Calibrated: 2024/3/27
- Phantom: SAM 1; Type: QD000P40CD; Serial: 1811
- Measurement SW: DASY52, Version 52.10 (4); SEMCAD X Version 14.6.14 (7501)

CW750/Area Scan (81x81x1): Interpolated grid: dx=1.500 mm, dy=1.500 mm
Maximum value of SAR (interpolated) = 2.44 W/kg

CW750/Zoom Scan (5x5x7)/Cube 0: Measurement grid: dx=8mm, dy=8mm, dz=5mm
Reference Value = 55.48 V/m; Power Drift = -0.15 dB
Peak SAR (extrapolated) = 3.16 W/kg
SAR(1 g) = 2.13 W/kg; SAR(10 g) = 1.4 W/kg
Smallest distance from peaks to all points 3 dB below = 21.8 mm
Ratio of SAR at M2 to SAR at M1 = 67.5%
Maximum value of SAR (measured) = 2.29 W/kg

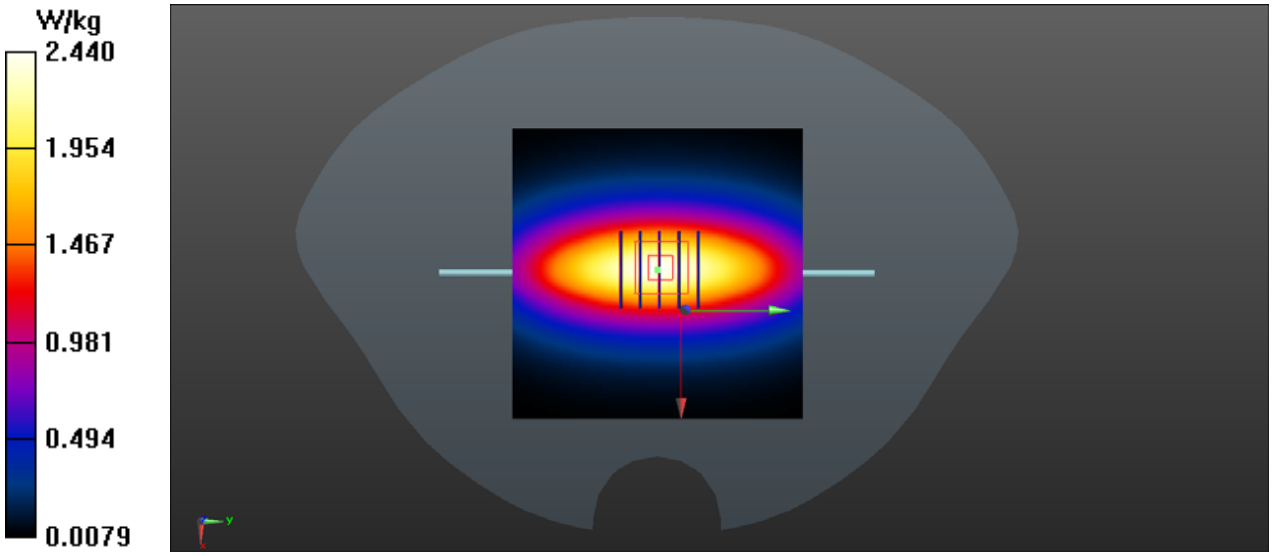

Test Laboratory: Shenzhen Morlab Communications Technology Co., Ltd. Date: 2024/11/18

System Check_900MHz_Head

Communication System: UID 0, CW (0); Frequency: 900 MHz;Duty Cycle: 1:1
Medium: HSL_900 Medium parameters used: f = 900 MHz; σ = 1.002 S/m; ε_r = 42.706; ρ = 1000 kg/m^3
Ambient Temperature：23.2 ℃; Liquid Temperature：22.3 ℃

DASY5 Configuration:
- Probe: EX3DV4 - SN7608; ConvF(9.17, 9.05, 8.22) @ 900 MHz; Calibrated: 2024/3/21
- Sensor-Surface: 2mm (Mechanical Surface Detection)
- Electronics: DAE4 Sn1643; Calibrated: 2024/3/27
- Phantom: SAM 1; Type: QD000P40CD; Serial: 1811
- Measurement SW: DASY52, Version 52.10 (4); SEMCAD X Version 14.6.14 (7501)

CW900/Area Scan (61x61x1): Interpolated grid: dx=1.500 mm, dy=1.500 mm
Maximum value of SAR (interpolated) = 3.73 W/kg

CW900/Zoom Scan (5x5x7)/Cube 0: Measurement grid: dx=8mm, dy=8mm, dz=5mm
Reference Value = 56.81 V/m; Power Drift = -0.19 dB
Peak SAR (extrapolated) = 4.39 W/kg
SAR(1 g) = 2.91 W/kg; SAR(10 g) = 1.9 W/kg
Smallest distance from peaks to all points 3 dB below = 16 mm
Ratio of SAR at M2 to SAR at M1 = 66.5%
Maximum value of SAR (measured) = 3.71 W/kg

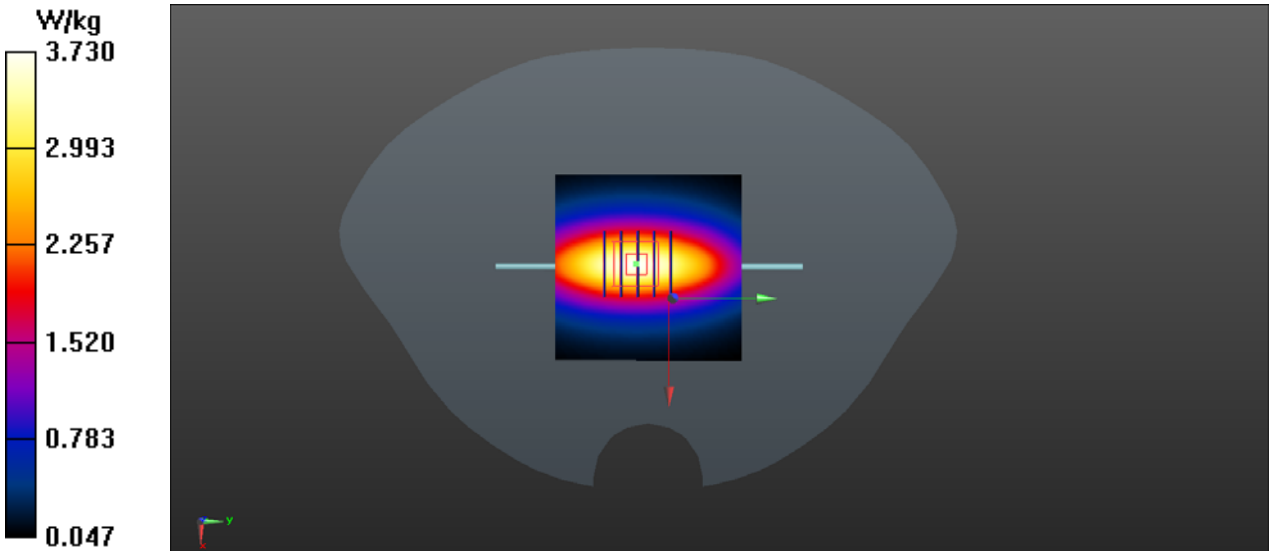

Test Laboratory: Shenzhen Morlab Communications Technology Co., Ltd. Date: 2024/11/19

System Check_1800MHz_Head

Communication System: UID 0, CW (0); Frequency: 1800 MHz;Duty Cycle: 1:1
Medium: HSL_1800 Medium parameters used: f = 1800 MHz; σ = 1.449 S/m; ε_r = 41.257; ρ = 1000 kg/m^3
Ambient Temperature：23.2 ℃; Liquid Temperature：22.1 ℃

DASY5 Configuration:
- Probe: EX3DV4 - SN7608; ConvF(7.94, 7.98, 7.32) @ 1800 MHz; Calibrated: 2024/3/21
- Sensor-Surface: 2mm (Mechanical Surface Detection)
- Electronics: DAE4 Sn1643; Calibrated: 2024/3/27
- Phantom: SAM 1; Type: QD000P40CD; Serial: 1811
- Measurement SW: DASY52, Version 52.10 (4); SEMCAD X Version 14.6.14 (7501)

CW1800/Area Scan (61x61x1): Interpolated grid: dx=1.500 mm, dy=1.500 mm
Maximum value of SAR (interpolated) = 12.2 W/kg

CW1800/Zoom Scan (5x5x7)/Cube 0: Measurement grid: dx=8mm, dy=8mm, dz=5mm
Reference Value = 90.03 V/m; Power Drift = -0.15 dB
Peak SAR (extrapolated) = 18.4 W/kg
SAR(1 g) = 10 W/kg; SAR(10 g) = 5.27 W/kg
Smallest distance from peaks to all points 3 dB below = 11.2 mm
Ratio of SAR at M2 to SAR at M1 = 56.6%
Maximum value of SAR (measured) = 11.1 W/kg

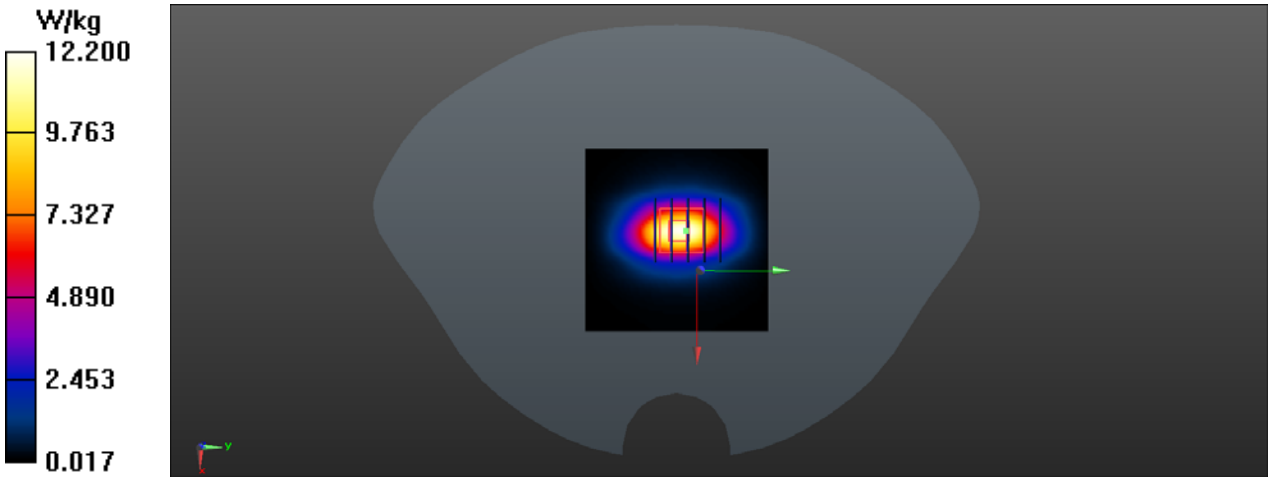

Test Laboratory: Shenzhen Morlab Communications Technology Co., Ltd. Date: 2024/11/20

System Check_1800MHz_Head

Communication System: UID 0, CW (0); Frequency: 1800 MHz;Duty Cycle: 1:1
Medium: HSL_1800 Medium parameters used: f = 1800 MHz; σ = 1.441 S/m; ε_r = 40.953; ρ = 1000 kg/m^3
Ambient Temperature：23.2 ℃; Liquid Temperature：22.1 ℃

DASY5 Configuration:
- Probe: EX3DV4 - SN7608; ConvF(7.94, 7.98, 7.32) @ 1800 MHz; Calibrated: 2024/3/21
- Sensor-Surface: 2mm (Mechanical Surface Detection)
- Electronics: DAE4 Sn1643; Calibrated: 2024/3/27
- Phantom: SAM 1; Type: QD000P40CD; Serial: 1811
- Measurement SW: DASY52, Version 52.10 (4); SEMCAD X Version 14.6.14 (7501)

CW1800/Area Scan (61x61x1): Interpolated grid: dx=1.500 mm, dy=1.500 mm
Maximum value of SAR (interpolated) = 22.3 W/kg

CW1800/Zoom Scan (5x5x7)/Cube 0: Measurement grid: dx=8mm, dy=8mm, dz=5mm
Reference Value = 120.4 V/m; Power Drift = -0.15 dB
Peak SAR (extrapolated) = 35.4 W/kg
SAR(1 g) = 10.13 W/kg; SAR(10 g) = 5.11 W/kg
Smallest distance from peaks to all points 3 dB below = 11.2 mm
Ratio of SAR at M2 to SAR at M1 = 55.1%
Maximum value of SAR (measured) = 20.2 W/kg

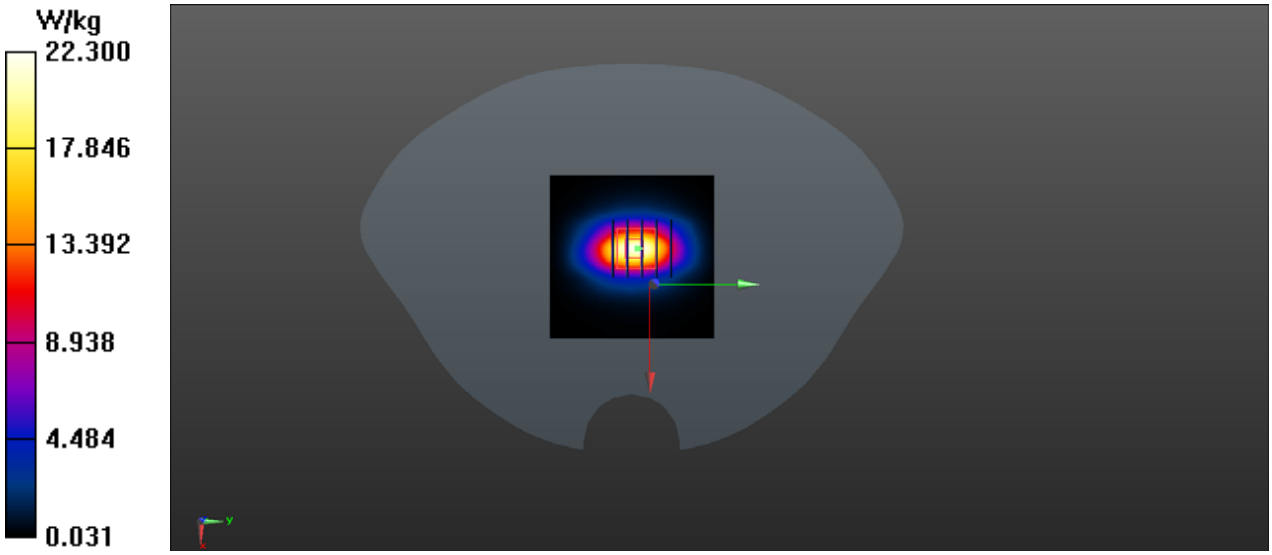

Test Laboratory: Shenzhen Morlab Communications Technology Co., Ltd. Date: 2024/11/23

System Check_2300MHz_Head

Communication System: UID 0, CW (0); Frequency: 2300 MHz;Duty Cycle: 1:1
Medium: HSL_2300 Medium parameters used: f = 2402 MHz; σ = 1.732 S/m; ε_r = 40.224; ρ = 1000 kg/m^3
Ambient Temperature：23.2 ℃; Liquid Temperature：22.1 ℃

DASY5 Configuration:
- Probe: EX3DV4 - SN7608; ConvF(7.41, 7.43, 6.9) @ 2300 MHz; Calibrated: 2024/3/21
- Sensor-Surface: 2mm (Mechanical Surface Detection)
- Electronics: DAE4 Sn1643; Calibrated: 2024/3/27
- Phantom: SAM 1; Type: QD000P40CD; Serial: 1811
- Measurement SW: DASY52, Version 52.10 (4); SEMCAD X Version 14.6.14 (7501)

CW2300/Area Scan (61x61x1): Interpolated grid: dx=1.500 mm, dy=1.500 mm
Maximum value of SAR (interpolated) = 17.7 W/kg

CW2300/Zoom Scan (5x5x7)/Cube 0: Measurement grid: dx=8mm, dy=8mm, dz=5mm
Reference Value = 100.2 V/m; Power Drift = -0.11 dB
Peak SAR (extrapolated) = 36.3 W/kg
SAR(1 g) = 12.22 W/kg; SAR(10 g) = 6.12 W/kg
Smallest distance from peaks to all points 3 dB below = 9.6 mm
Ratio of SAR at M2 to SAR at M1 = 46.1%
Maximum value of SAR (measured) = 17.3 W/kg

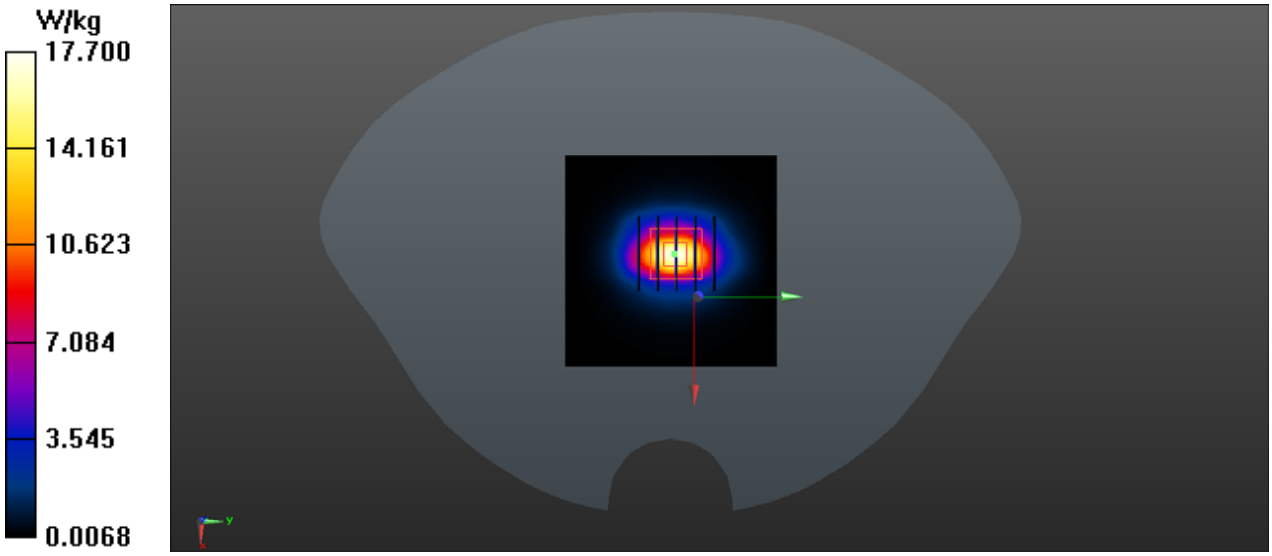

Test Laboratory: Shenzhen Morlab Communications Technology Co., Ltd. Date: 2024/11/24

System Check_2450MHz_Head

Communication System: UID 0, CW (0); Frequency: 2450 MHz;Duty Cycle: 1:1
Medium: HSL_2450 Medium parameters used: f = 2450 MHz; σ = 1.877 S/m; ε_r = 39.315; ρ = 1000 kg/m^3
Ambient Temperature：23.2 ℃; Liquid Temperature：22.3 ℃

DASY5 Configuration:
- Probe: EX3DV4 - SN7608; ConvF(7.31, 7.34, 6.82) @ 2450 MHz; Calibrated: 2024/3/21
- Sensor-Surface: 2mm (Mechanical Surface Detection)
- Electronics: DAE4 Sn1643; Calibrated: 2024/3/27
- Phantom: SAM 1; Type: QD000P40CD; Serial: 1811
- Measurement SW: DASY52, Version 52.10 (4); SEMCAD X Version 14.6.14 (7501)

CW2450/Area Scan (61x61x1): Interpolated grid: dx=1.500 mm, dy=1.500 mm
Maximum value of SAR (interpolated) = 33.9 W/kg

CW2450/Zoom Scan (5x5x7)/Cube 0: Measurement grid: dx=8mm, dy=8mm, dz=5mm
Reference Value = 120.2 V/m; Power Drift = -0.17 dB
Peak SAR (extrapolated) = 76.2 W/kg
SAR(1 g) = 13.35 W/kg; SAR(10 g) = 6.44 W/kg
Smallest distance from peaks to all points 3 dB below = 9.3 mm
Ratio of SAR at M2 to SAR at M1 = 44%
Maximum value of SAR (measured) = 33.7 W/kg

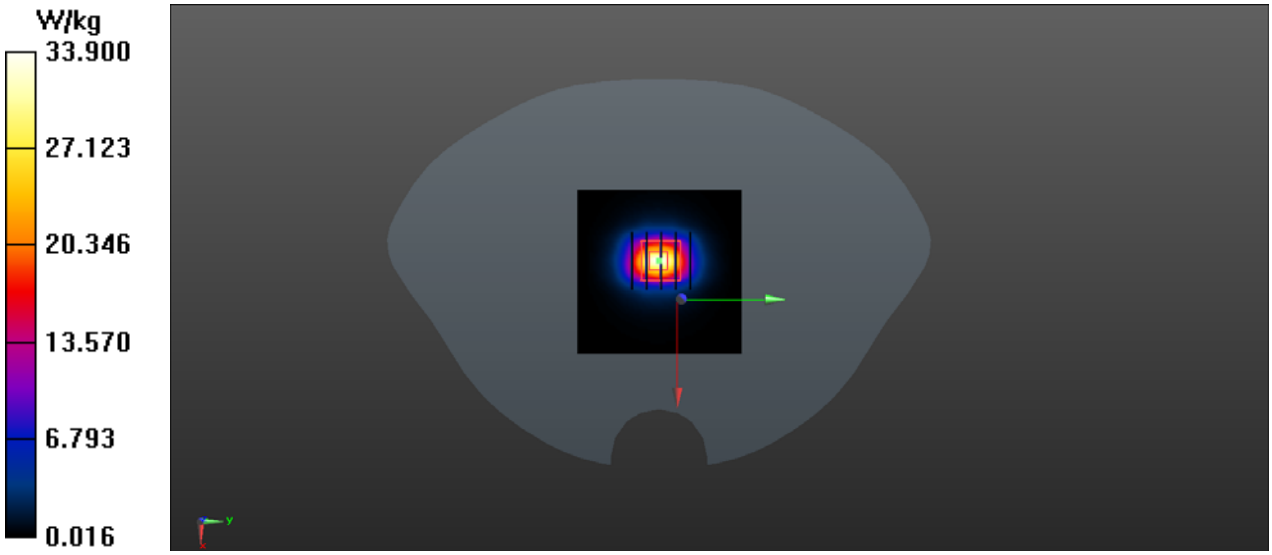

Test Laboratory: Shenzhen Morlab Communications Technology Co., Ltd. Date: 2024/12/5

System Check_2600MHz_Head

Communication System: UID 0, CW (0); Frequency: 2600 MHz;Duty Cycle: 1:1
Medium: HSL_2600 Medium parameters used: f = 2600 MHz; σ = 1.969 S/m; ε_r = 38.735; ρ = 1000 kg/m^3
Ambient Temperature：23.2 ℃; Liquid Temperature：22.3 ℃

DASY5 Configuration:
- Probe: EX3DV4 - SN7608; ConvF(7.23, 7.26, 6.75) @ 2600 MHz; Calibrated: 2024/3/21
- Sensor-Surface: 2mm (Mechanical Surface Detection)
- Electronics: DAE4 Sn1643; Calibrated: 2024/3/27
- Phantom: SAM 1; Type: QD000P40CD; Serial: 1811
- Measurement SW: DASY52, Version 52.10 (4); SEMCAD X Version 14.6.14 (7501)

CW2600/Area Scan (71x81x1): Interpolated grid: dx=1.500 mm, dy=1.500 mm
Maximum value of SAR (interpolated) = 34.3 W/kg

CW2600/Zoom Scan (5x5x7)/Cube 0: Measurement grid: dx=8mm, dy=8mm, dz=5mm
Reference Value = 131.5 V/m; Power Drift = -0.10 dB
Peak SAR (extrapolated) = 83.4 W/kg
SAR(1 g) = 14.31 W/kg; SAR(10 g) = 6.74 W/kg
Smallest distance from peaks to all points 3 dB below = 9.3 mm
Ratio of SAR at M2 to SAR at M1 = 42.2%
Maximum value of SAR (measured) = 34.5 W/kg

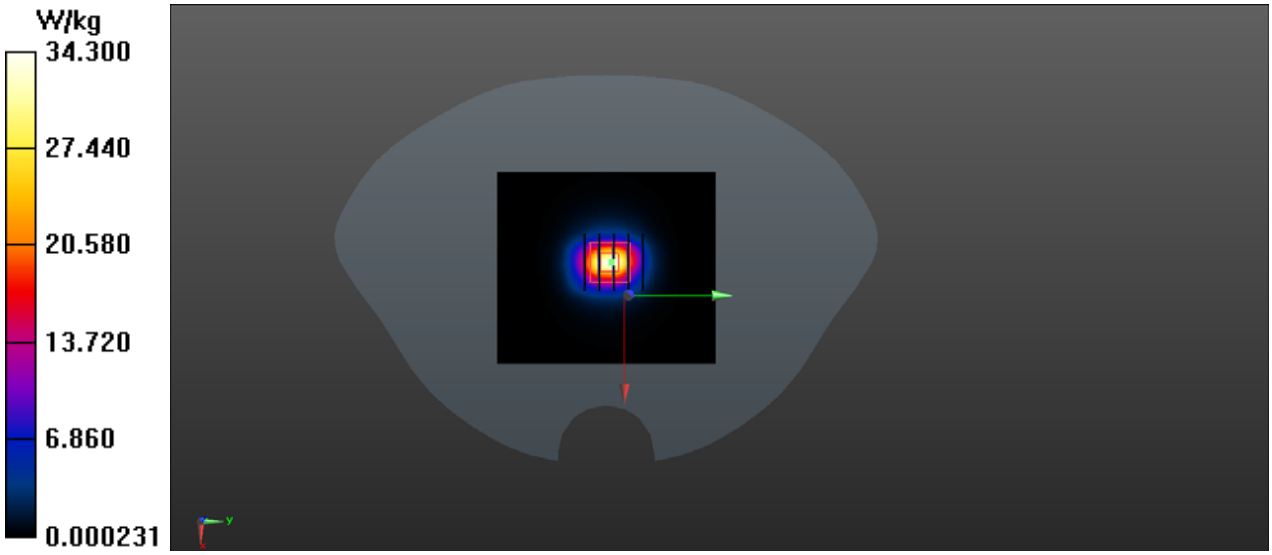

Test Laboratory: Shenzhen Morlab Communications Technology Co., Ltd. Date: 2024/11/25

System Check_2600MHz_Head

Communication System: UID 0, CW (0); Frequency: 2600 MHz;Duty Cycle: 1:1
Medium: HSL_2600 Medium parameters used: f = 2600 MHz; σ = 1.987 S/m; ε_r = 38.294; ρ = 1000 kg/m^3
Ambient Temperature：23.2 ℃; Liquid Temperature：22.1 ℃

DASY5 Configuration:
- Probe: EX3DV4 - SN7608; ConvF(7.23, 7.26, 6.75) @ 2600 MHz; Calibrated: 2024/3/21
- Sensor-Surface: 2mm (Mechanical Surface Detection)
- Electronics: DAE4 Sn1643; Calibrated: 2024/3/27
- Phantom: SAM 1; Type: QD000P40CD; Serial: 1811
- Measurement SW: DASY52, Version 52.10 (4); SEMCAD X Version 14.6.14 (7501)

CW2600/Area Scan (71x81x1): Interpolated grid: dx=1.500 mm, dy=1.500 mm
Maximum value of SAR (interpolated) = 20.8 W/kg

CW2600/Zoom Scan (5x5x7)/Cube 0: Measurement grid: dx=8mm, dy=8mm, dz=5mm
Reference Value = 99.69 V/m; Power Drift = -0.14 dB
Peak SAR (extrapolated) = 44.2 W/kg
SAR(1 g) = 14.72 W/kg; SAR(10 g) = 6.63 W/kg
Smallest distance from peaks to all points 3 dB below = 8.6 mm
Ratio of SAR at M2 to SAR at M1 = 43.5%
Maximum value of SAR (measured) = 19.5 W/kg

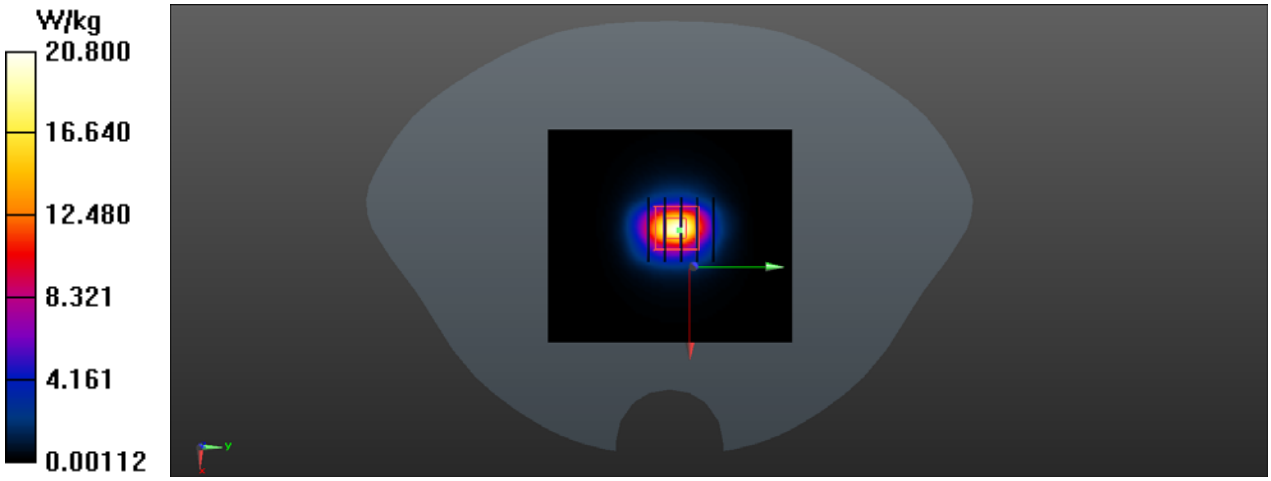

Test Laboratory: Shenzhen Morlab Communications Technology Co., Ltd. Date: 2024/11/27

System Check_5250MHz_Head

Communication System: UID 0, CW (0); Frequency: 5250 MHz;Duty Cycle: 1:1
Medium: HSL_5250 Medium parameters used: f = 5250 MHz; σ = 4.881 S/m; ε_r = 36.958; ρ = 1000 kg/m^3
Ambient Temperature：23.2 ℃; Liquid Temperature：22.1 ℃

DASY5 Configuration:
- Probe: EX3DV4 - SN7608; ConvF(5.41, 5.52, 5.17) @ 5250 MHz; Calibrated: 2024/3/21
- Sensor-Surface: 2mm (Mechanical Surface Detection)
- Electronics: DAE4 Sn1643; Calibrated: 2024/3/27
- Phantom: SAM 1; Type: QD000P40CD; Serial: 1811
- Measurement SW: DASY52, Version 52.10 (4); SEMCAD X Version 14.6.14 (7501)

CW5250/Area Scan (101x101x1): Interpolated grid: dx=1.000 mm, dy=1.000 mm
Maximum value of SAR (interpolated) = 8.28 W/kg

CW5250/Zoom Scan (7x7x13)/Cube 0: Measurement grid: dx=4mm, dy=4mm, dz=2mm
Reference Value = 43.71 V/m; Power Drift = -0.06 dB
Peak SAR (extrapolated) = 33.3 W/kg
SAR(1 g) = 7.8 W/kg; SAR(10 g) = 2.18 W/kg
Smallest distance from peaks to all points 3 dB below = 7.2 mm
Ratio of SAR at M2 to SAR at M1 = 54.2%
Maximum value of SAR (measured) = 16.4 W/kg

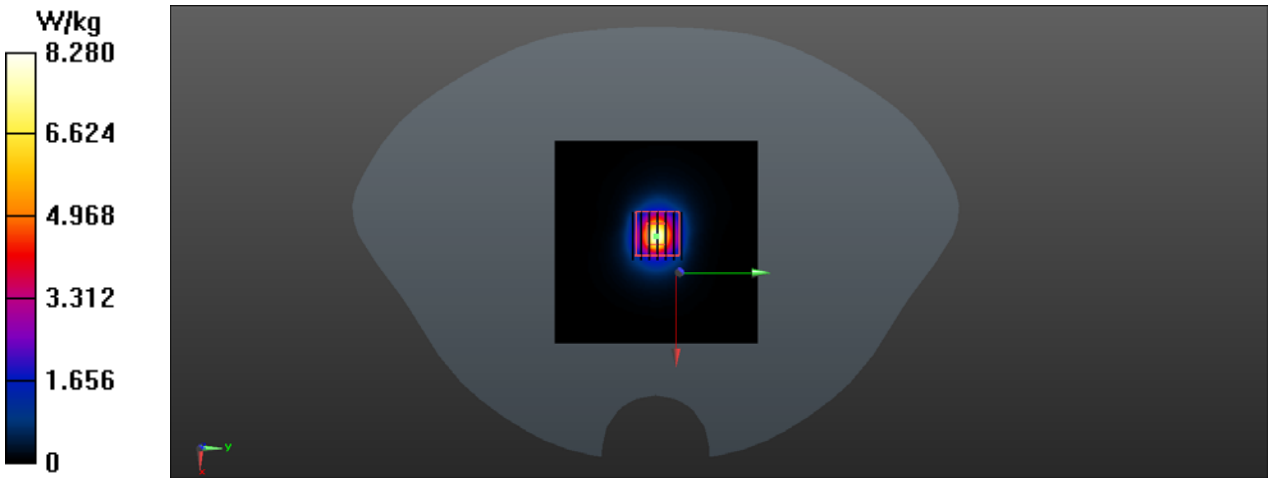

Test Laboratory: Shenzhen Morlab Communications Technology Co., Ltd. Date: 2024/11/28

System Check_5600MHz_Head

Communication System: UID 0, CW (0); Frequency: 5600 MHz;Duty Cycle: 1:1
Medium: HSL_5600 Medium parameters used: f = 5600 MHz; σ = 5.217 S/m; ε_r = 35.115; ρ = 1000 kg/m^3
Ambient Temperature：23.2 ℃; Liquid Temperature：22.2 ℃

DASY5 Configuration:
- Probe: EX3DV4 - SN7608; ConvF(4.67, 4.8, 4.46) @ 5600 MHz; Calibrated: 2024/3/21
- Sensor-Surface: 2mm (Mechanical Surface Detection)
- Electronics: DAE4 Sn1643; Calibrated: 2024/3/27
- Phantom: SAM 1; Type: QD000P40CD; Serial: 1811
- Measurement SW: DASY52, Version 52.10 (4); SEMCAD X Version 14.6.14 (7501)

CW5600/Area Scan (101x101x1): Interpolated grid: dx=1.000 mm, dy=1.000 mm
Maximum value of SAR (interpolated) = 14.9 W/kg

CW5600/Zoom Scan (7x7x13)/Cube 0: Measurement grid: dx=4mm, dy=4mm, dz=2mm
Reference Value = 47.22 V/m; Power Drift = 0.11 dB
Peak SAR (extrapolated) = 63.5 W/kg
SAR(1 g) = 8.17 W/kg; SAR(10 g) = 2.41 W/kg
Smallest distance from peaks to all points 3 dB below = 7.4 mm
Ratio of SAR at M2 to SAR at M1 = 51.7%
Maximum value of SAR (measured) = 29.8 W/kg

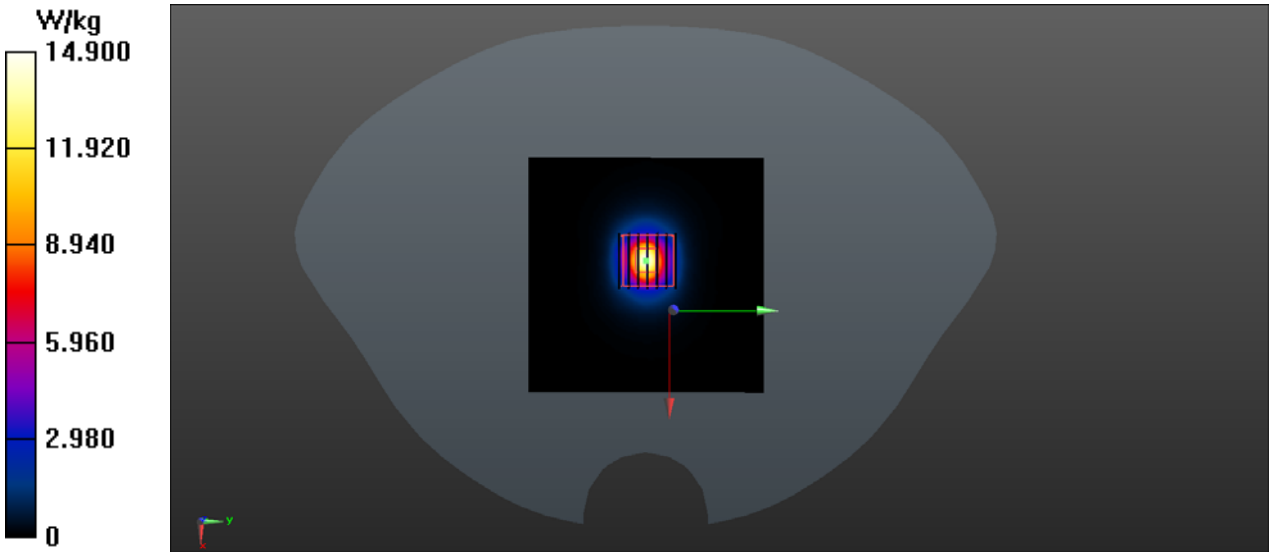

Test Laboratory: Shenzhen Morlab Communications Technology Co., Ltd. Date: 2024/11/29

System Check_5750MHz_Head

Communication System: UID 0, CW (0); Frequency: 5750 MHz;Duty Cycle: 1:1
Medium: HSL_5750 Medium parameters used: f = 5750 MHz; σ = 5.336 S/m; ε_r = 34.885; ρ = 1000 kg/m^3
Ambient Temperature：23.2 ℃; Liquid Temperature：22.1 ℃

DASY5 Configuration:
- Probe: EX3DV4 - SN7608; ConvF(4.76, 4.89, 4.54) @ 5750 MHz; Calibrated: 2024/3/21
- Sensor-Surface: 2mm (Mechanical Surface Detection)
- Electronics: DAE4 Sn1643; Calibrated: 2024/3/27
- Phantom: SAM 1; Type: QD000P40CD; Serial: 1811
- Measurement SW: DASY52, Version 52.10 (4); SEMCAD X Version 14.6.14 (7501)

CW5750/Area Scan (101x101x1): Interpolated grid: dx=1.000 mm, dy=1.000 mm
Maximum value of SAR (interpolated) = 7.26 W/kg
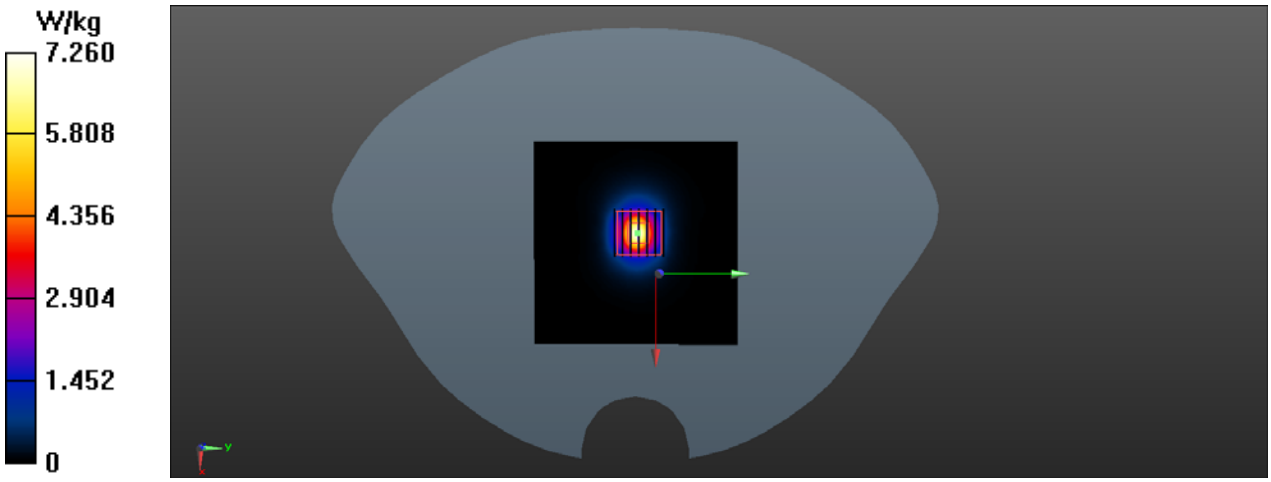
CW5750/Zoom Scan (7x7x13)/Cube 0: Measurement grid: dx=4mm, dy=4mm, dz=2mm
Reference Value = 35.93 V/m; Power Drift = 0.14 dB
Peak SAR (extrapolated) = 33.7 W/kg
SAR(1 g) = 8.12 W/kg; SAR(10 g) = 2.33 W/kg
Smallest distance from peaks to all points 3 dB below = 7.2 mm
Ratio of SAR at M2 to SAR at M1 = 51.1%
Maximum value of SAR (measured) = 15.8 W/kg