Annex D Plots of Maximum SAR Test Results

Test Laboratory: Shenzhen Morlab Communications Technology Co., Ltd. Date: 2024/11/16

GSM850_GPRS(2 TX slots)_Right Cheek_Ch189

Communication System: UID 0, GSM850(class 10) (0); Frequency: 836.4 MHz;Duty Cycle: 1:4.15
Medium: HSL_900 Medium parameters used: f = 836.4 MHz; σ = 0.874 S/m; ε_r = 40.485; ρ = 1000 kg/m^3
Ambient Temperature：23.2 ℃; Liquid Temperature：22.4 ℃

DASY5 Configuration:
- Probe: EX3DV4 - SN3974; ConvF(10.25, 10.25, 10.25) @ 836.4 MHz; Calibrated: 2024/4/10
- Sensor-Surface: 2mm (Mechanical Surface Detection)
- Electronics: DAE4 Sn1423; Calibrated: 2024/3/17
- Phantom: SAM 2; Type: QD000P40CC; Serial: TP:1464
- Measurement SW: DASY52, Version 52.10 (4); SEMCAD X Version 14.6.14 (7501)

Ch189/Area Scan (71x81x1): Interpolated grid: dx=1.500 mm, dy=1.500 mm
Maximum value of SAR (interpolated) = 0.323 W/kg

Ch189/Zoom Scan (5x5x7)/Cube 0: Measurement grid: dx=8mm, dy=8mm, dz=5mm
Reference Value = 4.120 V/m; Power Drift = 0.09 dB
Peak SAR (extrapolated) = 0.327 W/kg
SAR(1 g) = 0.261 W/kg; SAR(10 g) = 0.201 W/kg
Smallest distance from peaks to all points 3 dB below: Larger than measurement grid (> 16 mm)
Ratio of SAR at M2 to SAR at M1 = 81%
Maximum value of SAR (measured) = 0.294 W/kg

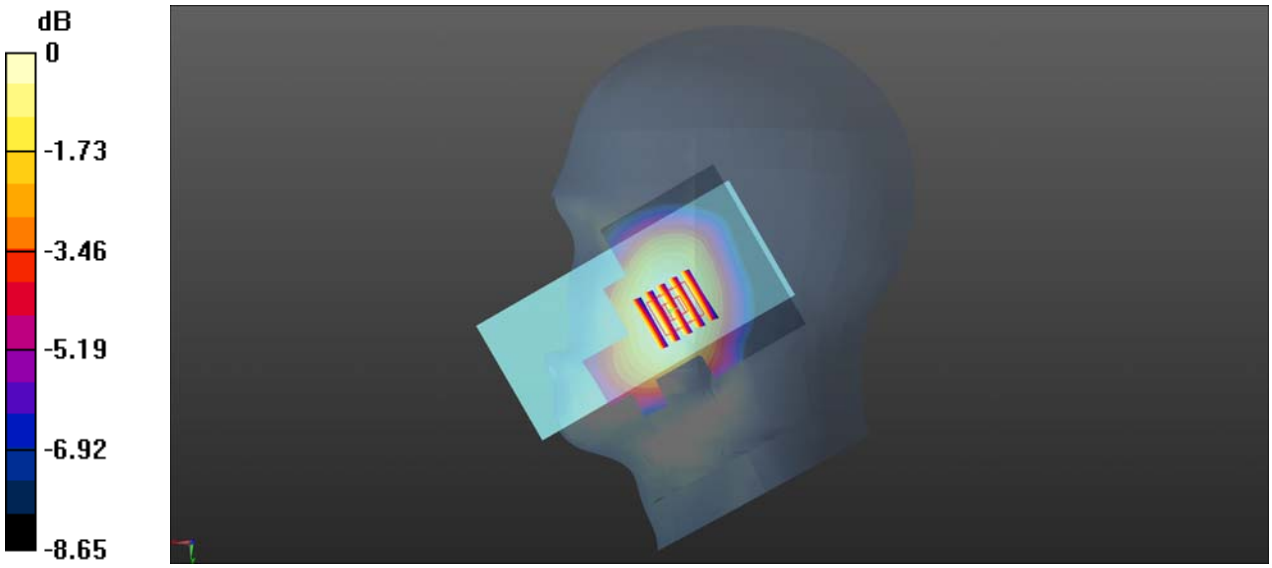

0 dB = 0.294 W/kg

Test Laboratory: Shenzhen Morlab Communications Technology Co., Ltd. Date: 2024/11/17

GSM1900_GPRS(3 TX slots)_Right Cheek_Ch661

Communication System: UID 0, GSM1900(class 11) (0); Frequency: 1880 MHz;Duty Cycle: 1:2.77
Medium: HSL_1900 Medium parameters used: f = 1880 MHz; σ = 1.285 S/m; ε_r = 37.159; ρ = 1000 kg/m^3
Ambient Temperature：23.2 ℃; Liquid Temperature：22.6 ℃

DASY5 Configuration:
- Probe: ES3DV3 - SN3974; ConvF(8.79, 8.79, 8.79) @ 1880 MHz; Calibrated: 2024/4/10
- Sensor-Surface: 2mm (Mechanical Surface Detection)
- Electronics: DAE4 Sn1423; Calibrated: 2024/3/17
- Phantom: SAM 2; Type: QD000P40CC; Serial: TP:1464
- Measurement SW: DASY52, Version 52.10 (4); SEMCAD X Version 14.6.14 (7501)

Ch661/Area Scan (71x81x1): Interpolated grid: dx=1.500 mm, dy=1.500 mm
Maximum value of SAR (interpolated) = 0.536 W/kg

Ch661/Zoom Scan (5x5x7)/Cube 0: Measurement grid: dx=8mm, dy=8mm, dz=5mm
Reference Value = 12.79 V/m; Power Drift = -0.06 dB
Peak SAR (extrapolated) = 0.877 W/kg
SAR(1 g) = 0.446 W/kg; SAR(10 g) = 0.234 W/kg
Smallest distance from peaks to all points 3 dB below = 10.1 mm
Ratio of SAR at M2 to SAR at M1 = 56.1%
Maximum value of SAR (measured) = 0.485 W/kg

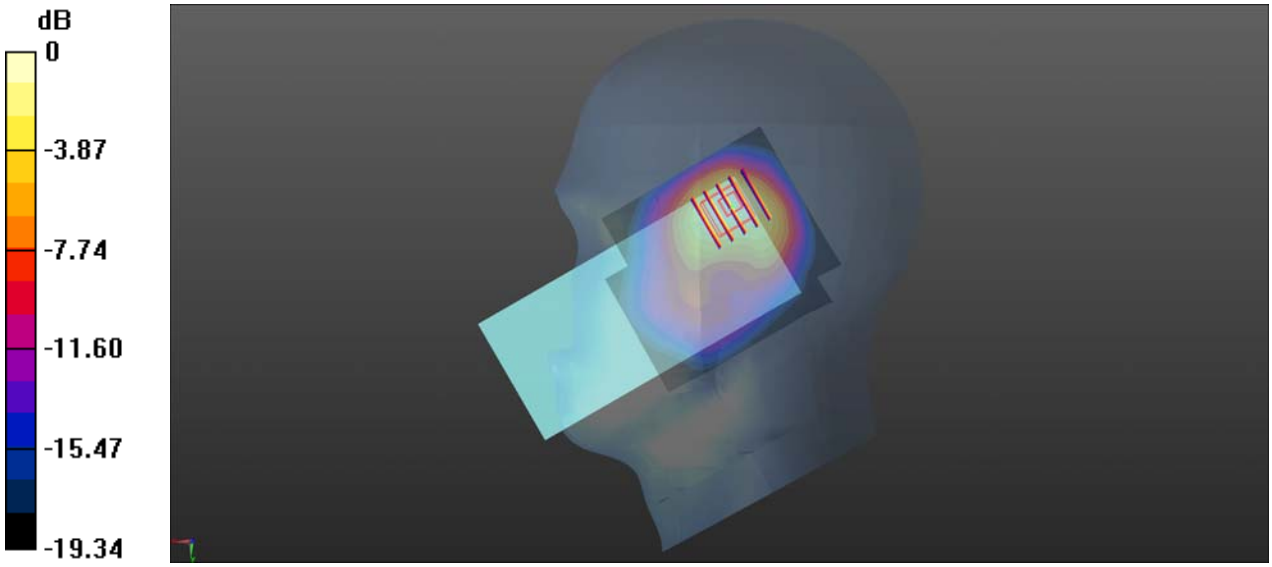

0 dB = 0.485 W/kg

Test Laboratory: Shenzhen Morlab Communications Technology Co., Ltd. Date: 2024/11/17

WCDMA Band II_RMC 12.2Kbps_Right Cheek_Ch9400

Communication System: UID 0, UMTS-FDD (0); Frequency: 1880 MHz;Duty Cycle: 1:1
Medium: HSL_1900 Medium parameters used: f = 1880 MHz; σ = 1.285 S/m; ε_r = 37.159; ρ = 1000 kg/m^3
Ambient Temperature：23.2 ℃; Liquid Temperature：22.6 ℃

DASY5 Configuration:
- Probe: EX3DV4 - SN3974; ConvF(8.48, 8.48, 8.48) @ 1880 MHz; Calibrated: 2024/4/10
- Sensor-Surface: 2mm (Mechanical Surface Detection)
- Electronics: DAE4 Sn1423; Calibrated: 2024/3/17
- Phantom: SAM 2; Type: QD000P40CC; Serial: TP:1464
- Measurement SW: DASY52, Version 52.10 (4); SEMCAD X Version 14.6.14 (7501)

Ch9400/Area Scan (71x81x1): Interpolated grid: dx=1.500 mm, dy=1.500 mm
Maximum value of SAR (interpolated) = 0.761 W/kg

Ch9400/Zoom Scan (5x5x7)/Cube 0: Measurement grid: dx=8mm, dy=8mm, dz=5mm
Reference Value = 14.33 V/m; Power Drift = -0.09 dB
Peak SAR (extrapolated) = 0.873 W/kg
SAR(1 g) = 0.467 W/kg; SAR(10 g) = 0.243 W/kg
Smallest distance from peaks to all points 3 dB below = 9.3 mm
Ratio of SAR at M2 to SAR at M1 = 54.4%
Maximum value of SAR (measured) = 0.648 W/kg

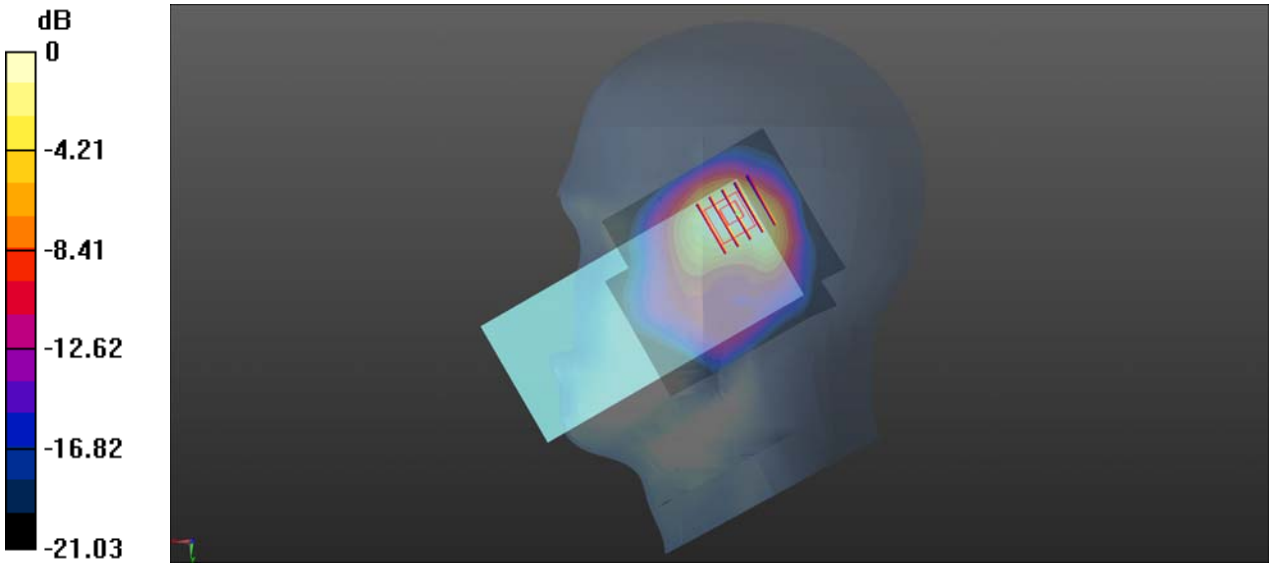

0 dB = 0.648 W/kg

Test Laboratory: Shenzhen Morlab Communications Technology Co., Ltd. Date: 2024/11/17

WCDMA Band IV_RMC 12.2Kbps_Right Cheek_Ch1513

Communication System: UID 0, UMTS-FDD (0); Frequency: 1752.6 MHz;Duty Cycle: 1:1
Medium: HSL_1800 Medium parameters used: f = 1753 MHz; σ = 1.324 S/m; ε_r = 37.406; ρ = 1000 kg/m^3
Ambient Temperature：23.2 ℃; Liquid Temperature：22.6 ℃

DASY5 Configuration:
- Probe: EX3DV4 - SN3974; ConvF(8.79, 8.79, 8.79) @ 1752.6 MHz; Calibrated: 2024/4/10
- Sensor-Surface: 2mm (Mechanical Surface Detection)
- Electronics: DAE4 Sn1423; Calibrated: 2024/3/17
- Phantom: SAM 2; Type: QD000P40CC; Serial: TP:1464
- Measurement SW: DASY52, Version 52.10 (4); SEMCAD X Version 14.6.14 (7501)

Ch1513/Area Scan (71x81x1): Interpolated grid: dx=1.500 mm, dy=1.500 mm
Maximum value of SAR (interpolated) = 1.60 W/kg

Ch1513/Zoom Scan (5x5x7)/Cube 0: Measurement grid: dx=8mm, dy=8mm, dz=5mm
Reference Value = 16.43 V/m; Power Drift = -0.52 dB
Peak SAR (extrapolated) = 1.59 W/kg
SAR(1 g) = 0.889 W/kg; SAR(10 g) = 0.471 W/kg
Smallest distance from peaks to all points 3 dB below = 11.6 mm
Ratio of SAR at M2 to SAR at M1 = 58.4%
Maximum value of SAR (measured) = 1.22 W/kg

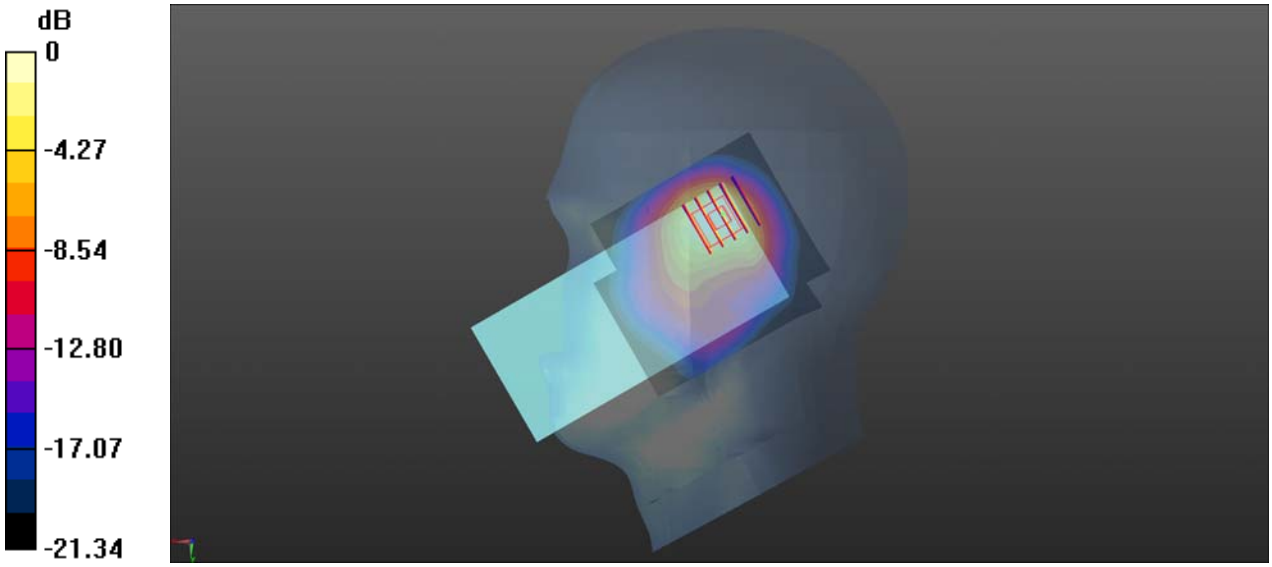

0 dB = 1.22 W/kg

Test Laboratory: Shenzhen Morlab Communications Technology Co., Ltd. Date: 2024/11/16

WCDMA Band V_RMC 12.2Kbps_Right Cheek_Ch4182

Communication System: UID 0, UMTS-FDD (0); Frequency: 836.4 MHz;Duty Cycle: 1:1
Medium: HSL_900 Medium parameters used: f = 836.4 MHz; σ = 0.874 S/m; ε_r = 40.485; ρ = 1000 kg/m^3
Ambient Temperature：23.2 ℃; Liquid Temperature：22.4 ℃

DASY5 Configuration:
- Probe: EX3DV4 - SN3974; ConvF(10.25, 10.25, 10.25) @ 836.4 MHz; Calibrated: 2024/4/10
- Sensor-Surface: 2mm (Mechanical Surface Detection)
- Electronics: DAE4 Sn1423; Calibrated: 2024/3/17
- Phantom: SAM 2; Type: QD000P40CC; Serial: TP:1464
- Measurement SW: DASY52, Version 52.10 (4); SEMCAD X Version 14.6.14 (7501)

Ch4182/Area Scan (71x81x1): Interpolated grid: dx=1.500 mm, dy=1.500 mm
Maximum value of SAR (interpolated) = 0.204 W/kg

Ch4182/Zoom Scan (5x5x7)/Cube 0: Measurement grid: dx=8mm, dy=8mm, dz=5mm
Reference Value = 3.407 V/m; Power Drift = 0.19 dB
Peak SAR (extrapolated) = 0.215 W/kg
SAR(1 g) = 0.173 W/kg; SAR(10 g) = 0.134 W/kg
Smallest distance from peaks to all points 3 dB below: Larger than measurement grid (> 16 mm)
Ratio of SAR at M2 to SAR at M1 = 81.3%
Maximum value of SAR (measured) = 0.196 W/kg



0 dB = 0.196 W/kg

Test Laboratory: Shenzhen Morlab Communications Technology Co., Ltd. Date: 2024/11/17

LTE Band 2_20MHz_QPSK_50RB_0Offset_Right Cheek_Ch18700

Communication System: UID 0, LTE (0); Frequency: 1860 MHz;Duty Cycle: 1:1
Medium: HSL_1900 Medium parameters used: f = 1860 MHz; σ = 1.272 S/m; ε_r = 37.22; ρ = 1000 kg/m^3
Ambient Temperature：23.2 ℃; Liquid Temperature：22.6 ℃

DASY5 Configuration:
- Probe: EX3DV4 - SN3974; ConvF(8.48, 8.48, 8.48) @ 1860 MHz; Calibrated: 2024/4/10
- Sensor-Surface: 2mm (Mechanical Surface Detection)
- Electronics: DAE4 Sn1423; Calibrated: 2024/3/17
- Phantom: SAM 2; Type: QD000P40CC; Serial: TP:1464
- Measurement SW: DASY52, Version 52.10 (4); SEMCAD X Version 14.6.14 (7501)

Ch18700/Area Scan (71x81x1): Interpolated grid: dx=1.500 mm, dy=1.500 mm
Maximum value of SAR (interpolated) = 1.36 W/kg

Ch18700/Zoom Scan (5x5x7)/Cube 0: Measurement grid: dx=8mm, dy=8mm, dz=5mm
Reference Value = 18.96 V/m; Power Drift = -0.04 dB
Peak SAR (extrapolated) = 1.53 W/kg
SAR(1 g) = 0.821 W/kg; SAR(10 g) = 0.429 W/kg
Smallest distance from peaks to all points 3 dB below = 9.3 mm
Ratio of SAR at M2 to SAR at M1 = 54.5%
Maximum value of SAR (measured) = 1.13 W/kg

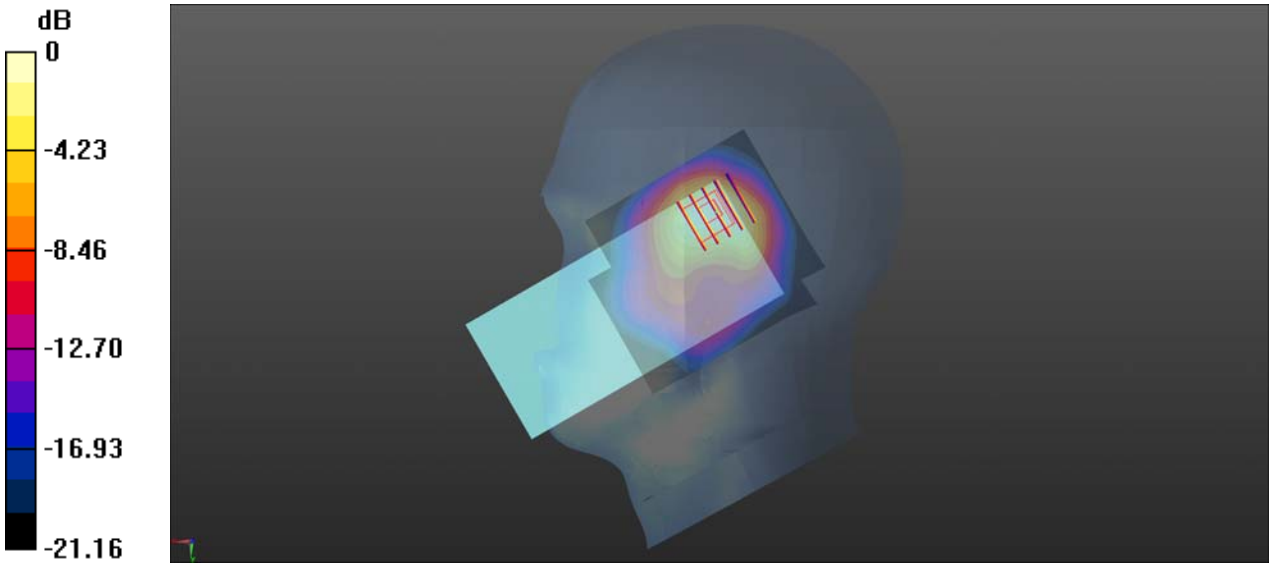

0 dB = 1.13 W/kg

Test Laboratory: Shenzhen Morlab Communications Technology Co., Ltd. Date: 2024/11/16

LTE Band 5_10MHz_QPSK_1RB_0Offset_Right Cheek_Ch20525

Communication System: UID 0, LTE (0); Frequency: 836.5 MHz;Duty Cycle: 1:1
Medium: HSL_900 Medium parameters used: f = 836.5 MHz; σ = 0.929 S/m; ε_r = 41.548; ρ = 1000 kg/m^3
Ambient Temperature：23.2 ℃; Liquid Temperature：22.4 ℃

DASY5 Configuration:
- Probe: EX3DV4 - SN3974; ConvF(10.25, 10.25, 10.25) @ 836.5 MHz; Calibrated: 2024/4/10
- Sensor-Surface: 2mm (Mechanical Surface Detection)
- Electronics: DAE4 Sn1423; Calibrated: 2024/3/17
- Phantom: SAM 2; Type: QD000P40CC; Serial: TP:1464
- Measurement SW: DASY52, Version 52.10 (4); SEMCAD X Version 14.6.14 (7501)

Ch20525/Area Scan (71x81x1): Interpolated grid: dx=1.500 mm, dy=1.500 mm
Maximum value of SAR (interpolated) = 0.289 W/kg

Ch20525/Zoom Scan (5x5x7)/Cube 0: Measurement grid: dx=8mm, dy=8mm, dz=5mm
Reference Value = 3.199 V/m; Power Drift = 0.09 dB
Peak SAR (extrapolated) = 0.295 W/kg
SAR(1 g) = 0.238 W/kg; SAR(10 g) = 0.184 W/kg
Smallest distance from peaks to all points 3 dB below: Larger than measurement grid (> 16 mm)
Ratio of SAR at M2 to SAR at M1 = 81.2%
Maximum value of SAR (measured) = 0.269 W/kg



0 dB = 0.269 W/kg

Test Laboratory: Shenzhen Morlab Communications Technology Co., Ltd. Date: 2024/11/23

LTE Band 7_20MHz_QPSK_50RB_0Offset_Right Tilt_Ch21100

Communication System: UID 0, LTE (0); Frequency: 2535 MHz;Duty Cycle: 1:1
Medium: HSL_2600 Medium parameters used: f = 2535 MHz; σ = 1.813 S/m; ε_r = 37.8; ρ = 1000 kg/m^3
Ambient Temperature：23.2 ℃; Liquid Temperature：22.3 ℃

DASY5 Configuration:
- Probe: EX3DV4 - SN3974; ConvF(8.04, 8.04, 8.04) @ 2535 MHz; Calibrated: 2024/4/10
- Sensor-Surface: 2mm (Mechanical Surface Detection)
- Electronics: DAE4 Sn1423; Calibrated: 2024/3/17
- Phantom: SAM 2; Type: QD000P40CC; Serial: TP:1464
- Measurement SW: DASY52, Version 52.10 (4); SEMCAD X Version 14.6.14 (7501)

Ch21100/Area Scan (81x101x1): Interpolated grid: dx=1.200 mm, dy=1.200 mm
Maximum value of SAR (interpolated) = 1.14 W/kg

Ch21100/Zoom Scan (7x7x7)/Cube 0: Measurement grid: dx=5mm, dy=5mm, dz=5mm
Reference Value = 9.233 V/m; Power Drift = 0.03 dB
Peak SAR (extrapolated) = 2.22 W/kg
SAR(1 g) = 0.906 W/kg; SAR(10 g) = 0.382 W/kg
Smallest distance from peaks to all points 3 dB below = 5.9 mm
Ratio of SAR at M2 to SAR at M1 = 50.3%
Maximum value of SAR (measured) = 1.00 W/kg



0 dB = 1.14 W/kg

Test Laboratory: Shenzhen Morlab Communications Technology Co., Ltd. Date: 2024/11/15

LTE Band 12_10MHz_QPSK_1RB_0Offset_Right Cheek_Ch23095

Communication System: UID 0, LTE (0); Frequency: 707.5 MHz;Duty Cycle: 1:1
Medium: HSL_750 Medium parameters used: f = 707.5 MHz; σ = 0.827 S/m; ε_r = 40.747; ρ = 1000 kg/m^3
Ambient Temperature：23.2 ℃; Liquid Temperature：22.5 ℃

DASY5 Configuration:
- Probe: EX3DV4 - SN3974; ConvF(10.63, 10.63, 10.63) @ 707.5 MHz; Calibrated: 2024/4/10
- Sensor-Surface: 2mm (Mechanical Surface Detection)
- Electronics: DAE4 Sn1423; Calibrated: 2024/3/17
- Phantom: SAM 2; Type: QD000P40CC; Serial: TP:1464
- Measurement SW: DASY52, Version 52.10 (4); SEMCAD X Version 14.6.14 (7501)

Ch23095/Area Scan (71x81x1): Interpolated grid: dx=1.500 mm, dy=1.500 mm
Maximum value of SAR (interpolated) = 0.229 W/kg

Ch23095/Zoom Scan (5x5x7)/Cube 0: Measurement grid: dx=8mm, dy=8mm, dz=5mm
Reference Value = 5.338 V/m; Power Drift = -0.11 dB
Peak SAR (extrapolated) = 0.248 W/kg
SAR(1 g) = 0.202 W/kg; SAR(10 g) = 0.160 W/kg
Smallest distance from peaks to all points 3 dB below: Larger than measurement grid (> 16 mm)
Ratio of SAR at M2 to SAR at M1 = 82.2%
Maximum value of SAR (measured) = 0.227 W/kg



0 dB = 0.227 W/kg

Test Laboratory: Shenzhen Morlab Communications Technology Co., Ltd. Date: 2024/11/15

LTE Band 13_10MHz_QPSK_1RB_0Offset_Right Cheek_Ch23230

Communication System: UID 0, LTE (0); Frequency: 782 MHz;Duty Cycle: 1:1
Medium: HSL_750 Medium parameters used: f = 782 MHz; σ = 0.861 S/m; ε_r = 40.623; ρ = 1000 kg/m^3
Ambient Temperature：23.2 ℃; Liquid Temperature：22.5 ℃

DASY5 Configuration:
- Probe: EX3DV4 - SN3974; ConvF(10.63, 10.63, 10.63) @ 782 MHz; Calibrated: 2024/4/10
- Sensor-Surface: 2mm (Mechanical Surface Detection)
- Electronics: DAE4 Sn1423; Calibrated: 2024/3/17
- Phantom: SAM 2; Type: QD000P40CC; Serial: TP:1464
- Measurement SW: DASY52, Version 52.10 (4); SEMCAD X Version 14.6.14 (7501)

Ch23230/Area Scan (71x81x1): Interpolated grid: dx=1.500 mm, dy=1.500 mm
Maximum value of SAR (interpolated) = 0.168 W/kg

Ch23230/Zoom Scan (5x5x7)/Cube 0: Measurement grid: dx=8mm, dy=8mm, dz=5mm
Reference Value = 4.411 V/m; Power Drift = -0.05 dB
Peak SAR (extrapolated) = 0.186 W/kg
SAR(1 g) = 0.149 W/kg; SAR(10 g) = 0.116 W/kg
Smallest distance from peaks to all points 3 dB below: Larger than measurement grid (> 16 mm)
Ratio of SAR at M2 to SAR at M1 = 80.9%
Maximum value of SAR (measured) = 0.168 W/kg

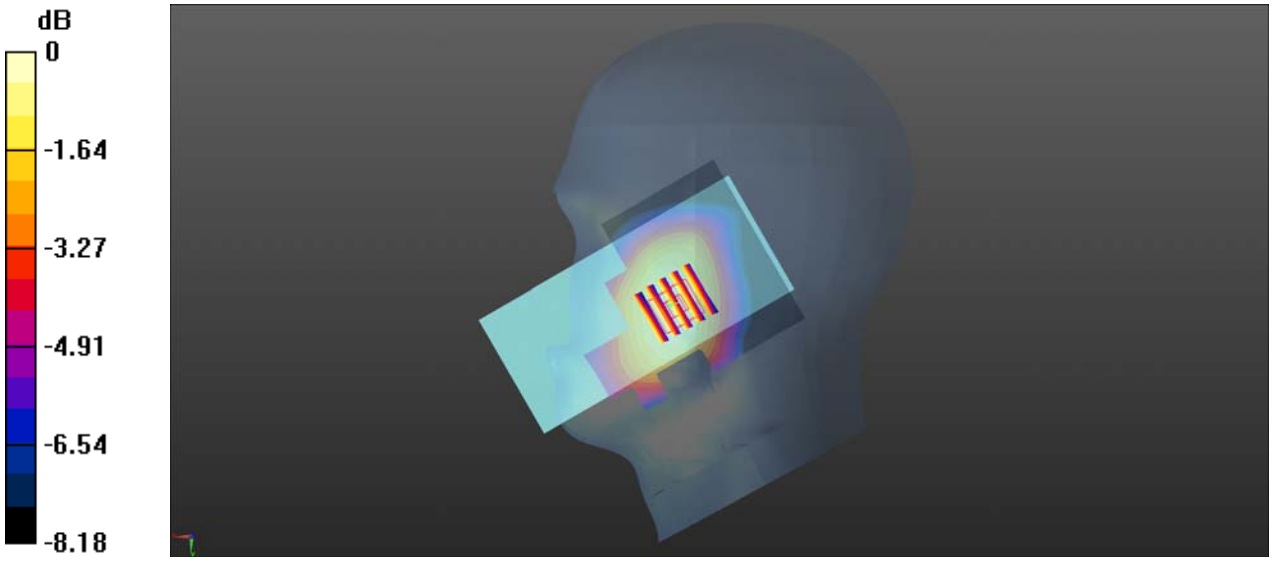

0 dB = 0.168 W/kg

Test Laboratory: Shenzhen Morlab Communications Technology Co., Ltd. Date: 2024/11/23

LTE Band 38_20MHz_QPSK_50RB_0Offset_Right Tilt_Ch38000

Communication System: UID 0, LTE (0); Frequency: 2595 MHz;Duty Cycle: 1:1.59
Medium: HSL_2600 Medium parameters used: f = 2595 MHz; σ = 2.025 S/m; ε_r = 36.771; ρ = 1000 kg/m^3
Ambient Temperature：23.2 ℃; Liquid Temperature：22.3 ℃

DASY5 Configuration:
- Probe: EX3DV4 - SN3974; ConvF(7.78, 7.78, 7.78) @ 2595 MHz; Calibrated: 2024/4/10
- Sensor-Surface: 2mm (Mechanical Surface Detection)
- Electronics: DAE4 Sn1423; Calibrated: 2024/3/17
- Phantom: SAM 2; Type: QD000P40CC; Serial: TP:1464
- Measurement SW: DASY52, Version 52.10 (4); SEMCAD X Version 14.6.14 (7501)

Ch38000/Area Scan (81x101x1): Interpolated grid: dx=1.200 mm, dy=1.200 mm
Maximum value of SAR (interpolated) = 1.17 W/kg

Ch38000/Zoom Scan (7x7x7)/Cube 0: Measurement grid: dx=5mm, dy=5mm, dz=5mm
Reference Value = 10.74 V/m; Power Drift = -0.18 dB
Peak SAR (extrapolated) = 1.58 W/kg
SAR(1 g) = 0.655 W/kg; SAR(10 g) = 0.278 W/kg
Smallest distance from peaks to all points 3 dB below = 8 mm
Ratio of SAR at M2 to SAR at M1 = 41.3%
Maximum value of SAR (measured) = 1.06 W/kg

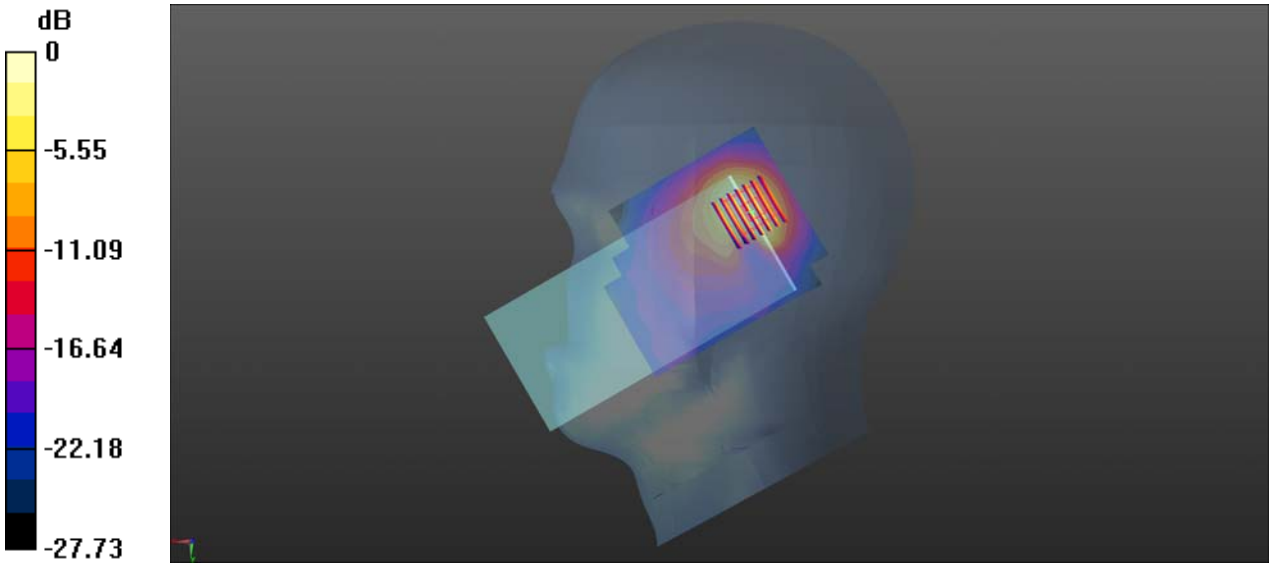

0 dB = 1.06 W/kg

Test Laboratory: Shenzhen Morlab Communications Technology Co., Ltd. Date: 2024/11/19

LTE Band 40_10MHz_QPSK_25RB_0Offset_Right Tilt_Ch39200

Communication System: UID 0, LTE (0); Frequency: 2355 MHz;Duty Cycle: 1:1.59
Medium: HSL_2300 Medium parameters used: f = 2355 MHz; σ = 1.588 S/m; ε_r = 37.136; ρ = 1000 kg/m^3
Ambient Temperature：23.2 ℃; Liquid Temperature：22.2 ℃

DASY5 Configuration:
- Probe: EX3DV4 - SN3974; ConvF(8.31, 8.31, 8.31) @ 2355 MHz; Calibrated: 2024/4/10
- Sensor-Surface: 2mm (Mechanical Surface Detection)
- Electronics: DAE4 Sn1423; Calibrated: 2024/3/17
- Phantom: SAM 2; Type: QD000P40CC; Serial: TP:1464
- Measurement SW: DASY52, Version 52.10 (4); SEMCAD X Version 14.6.14 (7501)

Ch39200/Area Scan (81x101x1): Interpolated grid: dx=1.200 mm, dy=1.200 mm
Maximum value of SAR (interpolated) = 1.40 W/kg

Ch39200/Zoom Scan (7x7x7)/Cube 0: Measurement grid: dx=5mm, dy=5mm, dz=5mm
Reference Value = 13.54 V/m; Power Drift = 0.07 dB
Peak SAR (extrapolated) = 1.86 W/kg
SAR(1 g) = 0.786 W/kg; SAR(10 g) = 0.322 W/kg
Smallest distance from peaks to all points 3 dB below = 7 mm
Ratio of SAR at M2 to SAR at M1 = 44%
Maximum value of SAR (measured) = 1.30 W/kg

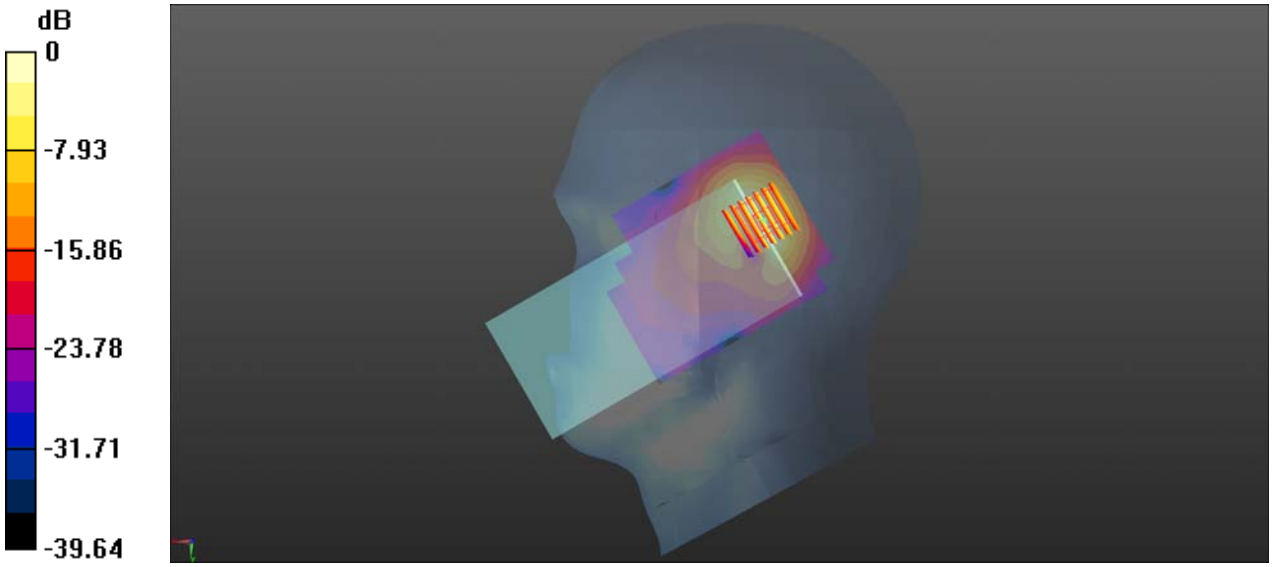

0 dB = 1.30 W/kg

Test Laboratory: Shenzhen Morlab Communications Technology Co., Ltd. Date: 2024/11/17

LTE Band 66_20MHz_QPSK_50RB_0Offset_Right Cheek_Ch132072

Communication System: UID 0, LTE (0); Frequency: 1720 MHz;Duty Cycle: 1:1
Medium: HSL_1800 Medium parameters used: f = 1720 MHz; σ = 1.305 S/m; ε_r = 37.407; ρ = 1000 kg/m^3
Ambient Temperature：23.2 ℃; Liquid Temperature：22.6 ℃

DASY5 Configuration:
- Probe: EX3DV4 - SN3974; ConvF(8.79, 8.79, 8.79) @ 1720 MHz; Calibrated: 2024/4/10
- Sensor-Surface: 2mm (Mechanical Surface Detection)
- Electronics: DAE4 Sn1423; Calibrated: 2024/3/17
- Phantom: SAM 2; Type: QD000P40CC; Serial: TP:1464
- Measurement SW: DASY52, Version 52.10 (4); SEMCAD X Version 14.6.14 (7501)

Ch132072/Area Scan (71x81x1): Interpolated grid: dx=1.500 mm, dy=1.500 mm
Maximum value of SAR (interpolated) = 1.20 W/kg

Ch132072/Zoom Scan (5x5x7)/Cube 0: Measurement grid: dx=8mm, dy=8mm, dz=5mm
Reference Value = 15.65 V/m; Power Drift = -0.24 dB
Peak SAR (extrapolated) = 1.30 W/kg
SAR(1 g) = 0.716 W/kg; SAR(10 g) = 0.378 W/kg
Smallest distance from peaks to all points 3 dB below = 11.3 mm
Ratio of SAR at M2 to SAR at M1 = 56%
Maximum value of SAR (measured) = 0.987 W/kg

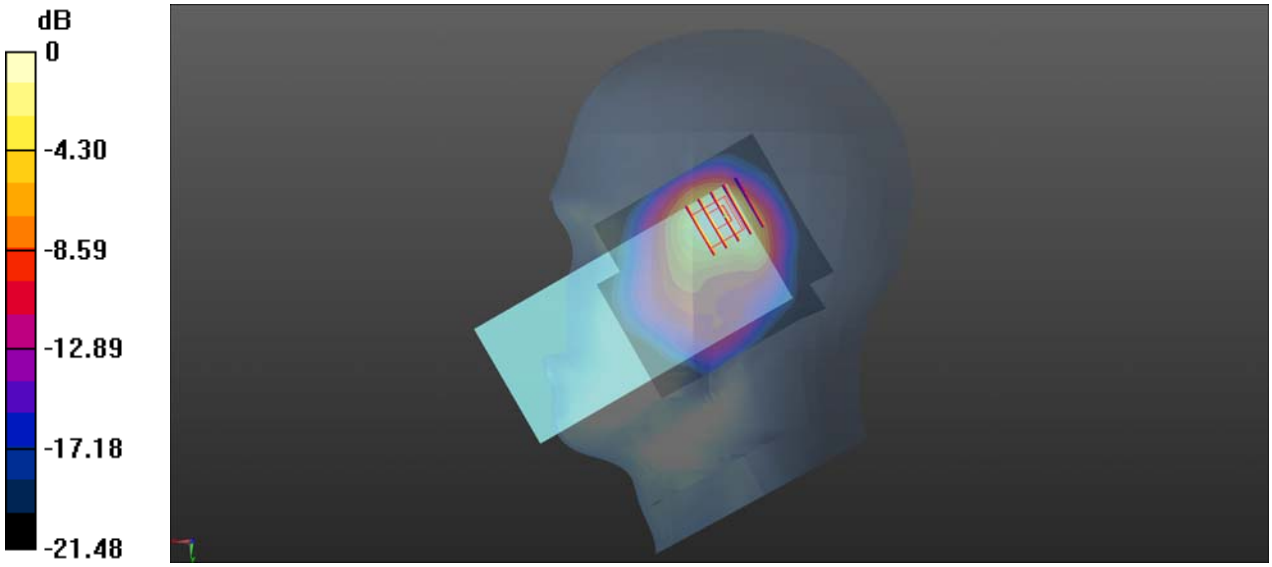

0 dB = 0.987 W/kg

Test Laboratory: Shenzhen Morlab Communications Technology Co., Ltd. Date: 2024/11/22

WLAN2.4GHz_802.11b 1Mbps_Left Cheek_Ch1

Communication System: UID 0, WLAN 2.4GHz 802.11b (0); Frequency: 2412 MHz;Duty Cycle: 1:1.022
Medium: HSL_2450 Medium parameters used: f = 2412 MHz; σ = 1.874 S/m; ε_r = 39.484; ρ = 1000 kg/m^3
Ambient Temperature：23.2 ℃; Liquid Temperature：22.2 ℃

DASY5 Configuration:
- Probe: EX3DV4 - SN3974; ConvF(8.04, 8.04, 8.04) @ 2412 MHz; Calibrated: 2024/4/10
- Sensor-Surface: 2mm (Mechanical Surface Detection)
- Electronics: DAE4 Sn1423; Calibrated: 2024/3/17
- Phantom: SAM 2; Type: QD000P40CC; Serial: TP:1464
- Measurement SW: DASY52, Version 52.10 (4); SEMCAD X Version 14.6.14 (7501)

Ch1/Area Scan (91x101x1): Interpolated grid: dx=1.200 mm, dy=1.200 mm
Maximum value of SAR (interpolated) = 1.21 W/kg

Ch1/Zoom Scan (7x7x7)/Cube 0: Measurement grid: dx=5mm, dy=5mm, dz=5mm
Reference Value = 8.737 V/m; Power Drift = -0.08 dB
Peak SAR (extrapolated) = 1.60 W/kg
SAR(1 g) = 0.755 W/kg; SAR(10 g) = 0.350 W/kg
Smallest distance from peaks to all points 3 dB below = 8.1 mm
Ratio of SAR at M2 to SAR at M1 = 44.7%
Maximum value of SAR (measured) = 1.10 W/kg

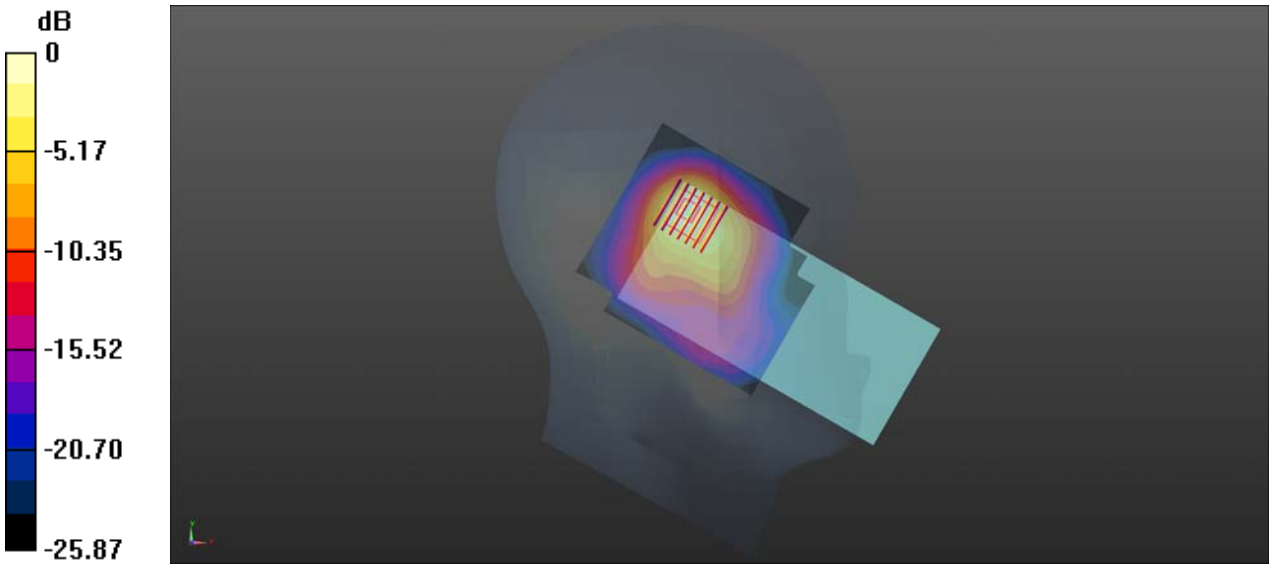

0 dB = 1.10 W/kg

Test Laboratory: Shenzhen Morlab Communications Technology Co., Ltd. Date: 2024/11/26

WLAN5.2GHz_802.11a 6Mbps_Left Tilt_Ch36

Communication System: UID 0, WLAN 5GHz (0); Frequency: 5180 MHz;Duty Cycle: 1:1.122
Medium: HSL_5250 Medium parameters used: f = 5180 MHz; σ = 4.73 S/m; ε_r = 35.397; ρ = 1000 kg/m^3
Ambient Temperature：23.2 ℃; Liquid Temperature：22.1 ℃

DASY5 Configuration:
- Probe: EX3DV4 - SN3974; ConvF(5.67, 5.67, 5.67) @ 5180 MHz; Calibrated: 2024/4/10
- Sensor-Surface: 2mm (Mechanical Surface Detection)
- Electronics: DAE4 Sn1423; Calibrated: 2024/3/17
- Phantom: SAM 2; Type: QD000P40CC; Serial: TP:1464
- Measurement SW: DASY52, Version 52.10 (4); SEMCAD X Version 14.6.14 (7501)

Ch36/Area Scan (101x121x1): Interpolated grid: dx=1.000 mm, dy=1.000 mm
Maximum value of SAR (interpolated) = 1.17 W/kg

Ch36/Zoom Scan (8x8x15)/Cube 0: Measurement grid: dx=4mm, dy=4mm, dz=2mm
Reference Value = 2.121 V/m; Power Drift = 0.05 dB
Peak SAR (extrapolated) = 3.18 W/kg
SAR(1 g) = 0.645 W/kg; SAR(10 g) = 0.151 W/kg
Smallest distance from peaks to all points 3 dB below = 4.9 mm
Ratio of SAR at M2 to SAR at M1 = 53.4%
Maximum value of SAR (measured) = 1.53 W/kg

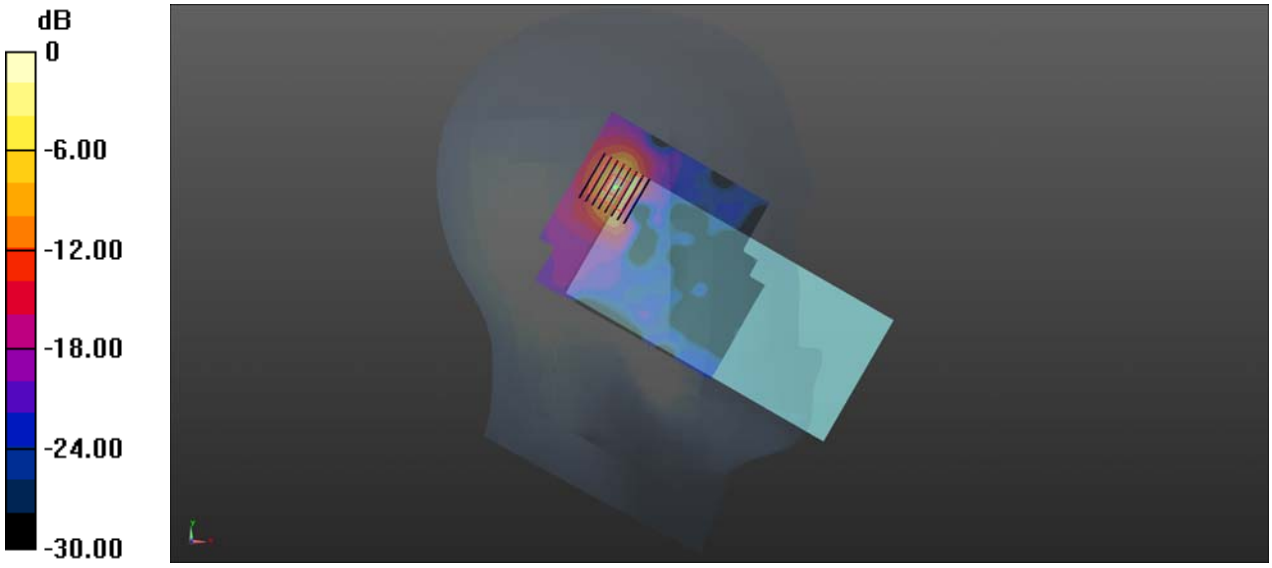

0 dB = 1.53 W/kg

Test Laboratory: Shenzhen Morlab Communications Technology Co., Ltd. Date: 2024/11/26

WLAN5.3GHz_802.11a 6Mbps_Left Tilt_Ch60

Communication System: UID 0, WLAN 5GHz (0); Frequency: 5300 MHz;Duty Cycle: 1:1.122
Medium: HSL_5250 Medium parameters used: f = 5300 MHz; σ = 4.9 S/m; ε_r = 35.118; ρ = 1000 kg/m^3
Ambient Temperature：23.2 ℃; Liquid Temperature：22.1 ℃

DASY5 Configuration:
- Probe: EX3DV4 - SN3974; ConvF(5.67, 5.67, 5.67) @ 5300 MHz; Calibrated: 2024/4/10
- Sensor-Surface: 2mm (Mechanical Surface Detection)
- Electronics: DAE4 Sn1423; Calibrated: 2024/3/17
- Phantom: SAM 2; Type: QD000P40CC; Serial: TP:1464
- Measurement SW: DASY52, Version 52.10 (4); SEMCAD X Version 14.6.14 (7501)

Ch60/Area Scan (101x121x1): Interpolated grid: dx=1.000 mm, dy=1.000 mm
Maximum value of SAR (interpolated) = 0.987 W/kg

Ch60/Zoom Scan (8x8x15)/Cube 0: Measurement grid: dx=4mm, dy=4mm, dz=2mm
Reference Value = 2.704 V/m; Power Drift = 0.08 dB
Peak SAR (extrapolated) = 3.06 W/kg
SAR(1 g) = 0.582 W/kg; SAR(10 g) = 0.138 W/kg
Smallest distance from peaks to all points 3 dB below = 4.1 mm
Ratio of SAR at M2 to SAR at M1 = 52.3%
Maximum value of SAR (measured) = 1.34 W/kg

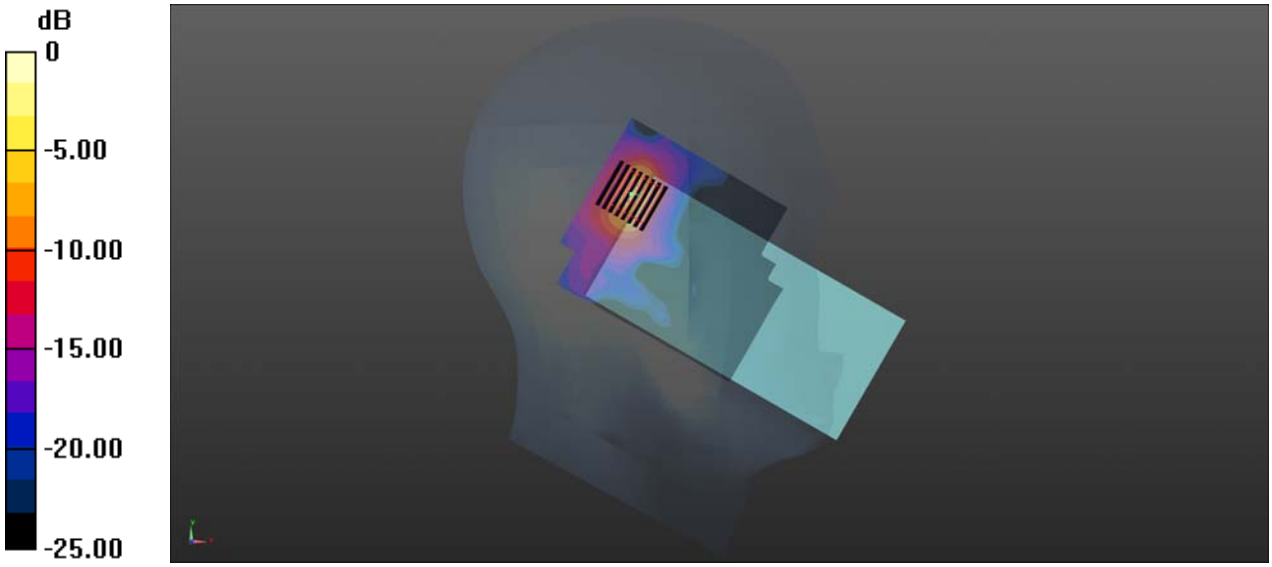

0 dB = 1.34 W/kg

Test Laboratory: Shenzhen Morlab Communications Technology Co., Ltd. Date: 2024/11/28

WLAN5.5GHz_802.11a 6Mbps_Left Tilt_Ch100

Communication System: UID 0, WLAN 5GHz (0); Frequency: 5500 MHz;Duty Cycle: 1:1.122
Medium: HSL_5600 Medium parameters used: f = 5500 MHz; σ = 4.973 S/m; ε_r = 35.43; ρ = 1000 kg/m^3
Ambient Temperature：23.2 ℃; Liquid Temperature：22.1 ℃

DASY5 Configuration:
- Probe: EX3DV4 - SN3974; ConvF(5.05, 5.05, 5.05) @ 5500 MHz; Calibrated: 2024/4/10
- Sensor-Surface: 2mm (Mechanical Surface Detection)
- Electronics: DAE4 Sn1423; Calibrated: 2024/3/17
- Phantom: SAM 2; Type: QD000P40CC; Serial: TP:1464
- Measurement SW: DASY52, Version 52.10 (4); SEMCAD X Version 14.6.14 (7501)

Ch100/Area Scan (101x121x1): Interpolated grid: dx=1.000 mm, dy=1.000 mm
Maximum value of SAR (interpolated) = 1.04 W/kg

Ch100/Zoom Scan (8x8x15)/Cube 0: Measurement grid: dx=4mm, dy=4mm, dz=2mm
Reference Value = 3.197 V/m; Power Drift = 0.18 dB
Peak SAR (extrapolated) = 3.08 W/kg
SAR(1 g) = 0.617 W/kg; SAR(10 g) = 0.157 W/kg
Smallest distance from peaks to all points 3 dB below = 4.9 mm
Ratio of SAR at M2 to SAR at M1 = 50.6%
Maximum value of SAR (measured) = 1.40 W/kg

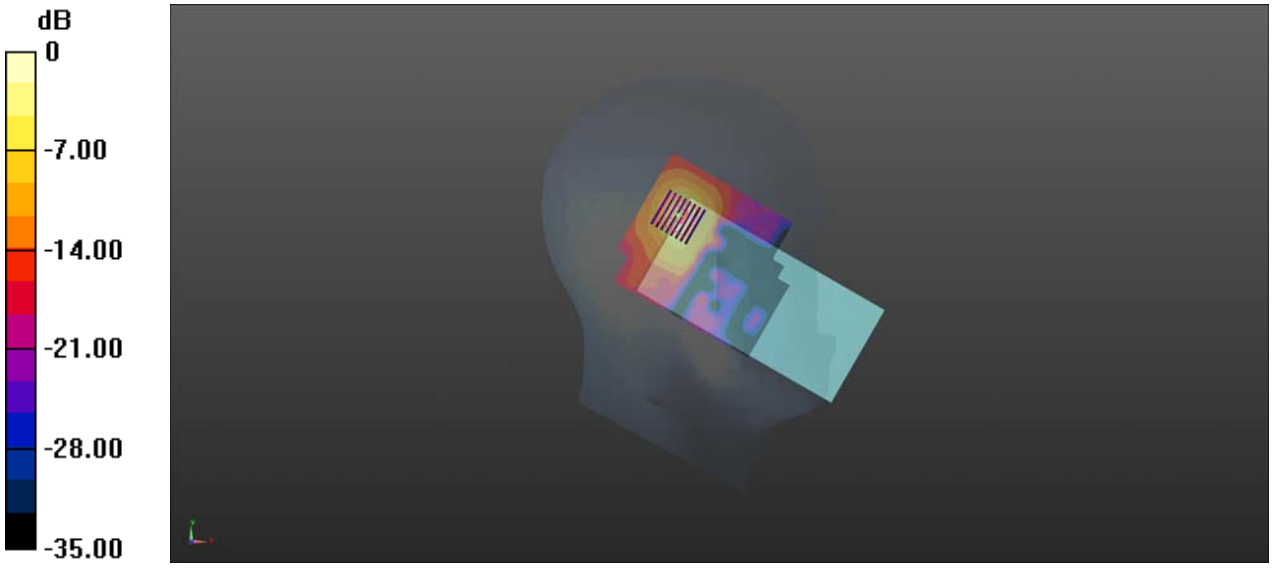

0 dB = 1.04 W/kg

Test Laboratory: Shenzhen Morlab Communications Technology Co., Ltd. Date: 2024/11/29

WLAN5.8GHz_802.11a 6Mbps_Left Tilt_Ch165

Communication System: UID 0, WLAN 5GHz (0); Frequency: 5825 MHz;Duty Cycle: 1:1.18
Medium: HSL_5750 Medium parameters used: f = 5825 MHz; σ = 5.352 S/m; ε_r = 34.818; ρ = 1000 kg/m^3
Ambient Temperature：23.2 ℃; Liquid Temperature：22.4 ℃

DASY5 Configuration:
- Probe: EX3DV4 - SN3974; ConvF(5.16, 5.16, 5.16) @ 5825 MHz; Calibrated: 2024/4/10
- Sensor-Surface: 2mm (Mechanical Surface Detection)
- Electronics: DAE4 Sn1423; Calibrated: 2024/3/17
- Phantom: SAM 2; Type: QD000P40CC; Serial: TP:1464
- Measurement SW: DASY52, Version 52.10 (4); SEMCAD X Version 14.6.14 (7501)

Ch165/Area Scan (101x121x1): Interpolated grid: dx=1.000 mm, dy=1.000 mm
Maximum value of SAR (interpolated) = 0.558 W/kg

Ch165/Zoom Scan (8x8x15)/Cube 0: Measurement grid: dx=4mm, dy=4mm, dz=2mm
Reference Value = 2.130 V/m; Power Drift = 0.08 dB
Peak SAR (extrapolated) = 1.95 W/kg
SAR(1 g) = 0.339 W/kg; SAR(10 g) = 0.086 W/kg
Smallest distance from peaks to all points 3 dB below = 4.9 mm
Ratio of SAR at M2 to SAR at M1 = 46.9%
Maximum value of SAR (measured) = 0.818 W/kg



0 dB = 0.818 W/kg

Test Laboratory: Shenzhen Morlab Communications Technology Co., Ltd. Date: 2024/11/16

GSM850_GPRS(2 TX slots)_Back Side 10mm_Ch189

Communication System: UID 0, GSM850(class 10) (0); Frequency: 836.4 MHz;Duty Cycle: 1:4.15
Medium: HSL_900 Medium parameters used: f = 836.4 MHz; σ = 0.874 S/m; ε_r = 40.485; ρ = 1000 kg/m^3
Ambient Temperature：23.2 ℃; Liquid Temperature：22.4 ℃

DASY5 Configuration:
- Probe: EX3DV4 - SN3974; ConvF(10.25, 10.25, 10.25) @ 836.4 MHz; Calibrated: 2024/4/10
- Sensor-Surface: 2mm (Mechanical Surface Detection)
- Electronics: DAE4 Sn1423; Calibrated: 2024/3/17
- Phantom: SAM 2; Type: QD000P40CC; Serial: TP:1464
- Measurement SW: DASY52, Version 52.10 (4); SEMCAD X Version 14.6.14 (7501)

Ch189/Area Scan (71x121x1): Interpolated grid: dx=1.500 mm, dy=1.500 mm
Maximum value of SAR (interpolated) = 0.377 W/kg

Ch189/Zoom Scan (5x5x7)/Cube 0: Measurement grid: dx=8mm, dy=8mm, dz=5mm
Reference Value = 19.14 V/m; Power Drift = -0.19 dB
Peak SAR (extrapolated) = 0.414 W/kg
SAR(1 g) = 0.321 W/kg; SAR(10 g) = 0.244 W/kg
Smallest distance from peaks to all points 3 dB below: Larger than measurement grid (> 16 mm)
Ratio of SAR at M2 to SAR at M1 = 77%
Maximum value of SAR (measured) = 0.371 W/kg

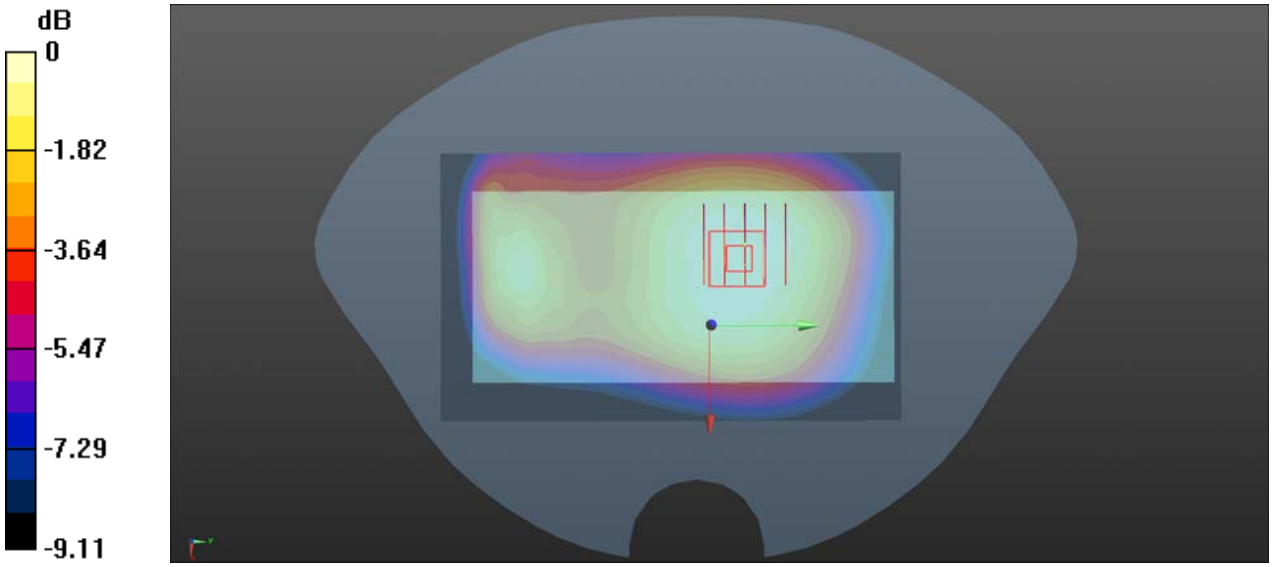

0 dB = 0.371 W/kg

Test Laboratory: Shenzhen Morlab Communications Technology Co., Ltd. Date: 2024/11/17

GSM1900_GPRS(3 TX slots)_Back Side 10mm_Ch661

Communication System: UID 0, GSM1900(class 11) (0); Frequency: 1880 MHz;Duty Cycle: 1:2.77
Medium: HSL_1800 Medium parameters used: f = 1880 MHz; σ = 1.285 S/m; ε_r = 37.159; ρ = 1000 kg/m^3
Ambient Temperature：23.2 ℃; Liquid Temperature：22.6 ℃

DASY5 Configuration:
- Probe: EX3DV4 - SN3974; ConvF(8.48, 8.48, 8.48) @ 1880 MHz; Calibrated: 2024/4/10
- Sensor-Surface: 2mm (Mechanical Surface Detection)
- Electronics: DAE4 Sn1423; Calibrated: 2024/3/17
- Phantom: SAM 2; Type: QD000P40CC; Serial: TP:1464
- Measurement SW: DASY52, Version 52.10 (4); SEMCAD X Version 14.6.14 (7501)

Ch661/Area Scan (71x81x1): Interpolated grid: dx=1.500 mm, dy=1.500 mm
Maximum value of SAR (interpolated) = 0.816 W/kg

Ch661/Zoom Scan (5x5x7)/Cube 0: Measurement grid: dx=8mm, dy=8mm, dz=5mm
Reference Value = 11.16 V/m; Power Drift = -0.03 dB
Peak SAR (extrapolated) = 1.04 W/kg
SAR(1 g) = 0.575 W/kg; SAR(10 g) = 0.312 W/kg
Smallest distance from peaks to all points 3 dB below = 13.6 mm
Ratio of SAR at M2 to SAR at M1 = 54%
Maximum value of SAR (measured) = 0.793 W/kg

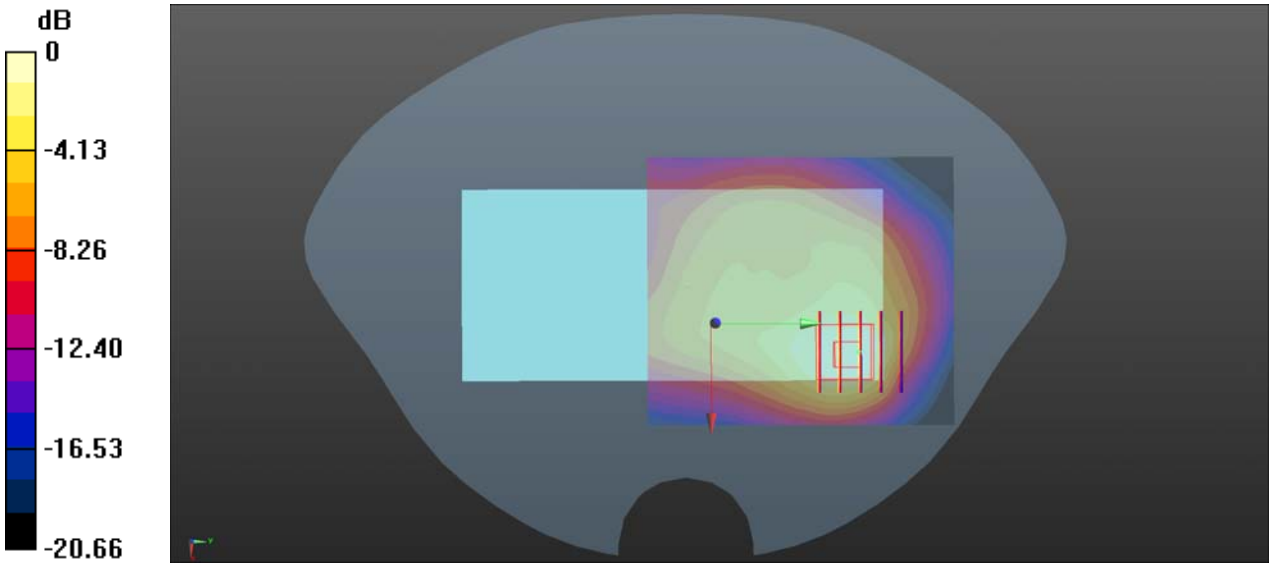

0 dB = 0.793 W/kg

Test Laboratory: Shenzhen Morlab Communications Technology Co., Ltd. Date: 2024/11/17

WCDMA Band II_RMC 12.2Kbps_Back Side 10mm_Ch9400

Communication System: UID 0, UMTS-FDD (0); Frequency: 1880 MHz;Duty Cycle: 1:1
Medium: HSL_1800 Medium parameters used: f = 1880 MHz; σ = 1.285 S/m; ε_r = 37.159; ρ = 1000 kg/m^3
Ambient Temperature：23.2 ℃; Liquid Temperature：22.6 ℃

DASY5 Configuration:
- Probe: EX3DV4 - SN3974; ConvF(8.48, 8.48, 8.48) @ 1880 MHz; Calibrated: 2024/4/10
- Sensor-Surface: 2mm (Mechanical Surface Detection)
- Electronics: DAE4 Sn1423; Calibrated: 2024/3/17
- Phantom: SAM 2; Type: QD000P40CC; Serial: TP:1464
- Measurement SW: DASY52, Version 52.10 (4); SEMCAD X Version 14.6.14 (7501)

Ch9400/Area Scan (71x81x1): Interpolated grid: dx=1.500 mm, dy=1.500 mm
Maximum value of SAR (interpolated) = 0.609 W/kg

Ch9400/Zoom Scan (5x5x7)/Cube 0: Measurement grid: dx=8mm, dy=8mm, dz=5mm
Reference Value = 8.731 V/m; Power Drift = -0.06 dB
Peak SAR (extrapolated) = 0.791 W/kg
SAR(1 g) = 0.430 W/kg; SAR(10 g) = 0.228 W/kg
Smallest distance from peaks to all points 3 dB below = 12.9 mm
Ratio of SAR at M2 to SAR at M1 = 54.2%
Maximum value of SAR (measured) = 0.615 W/kg

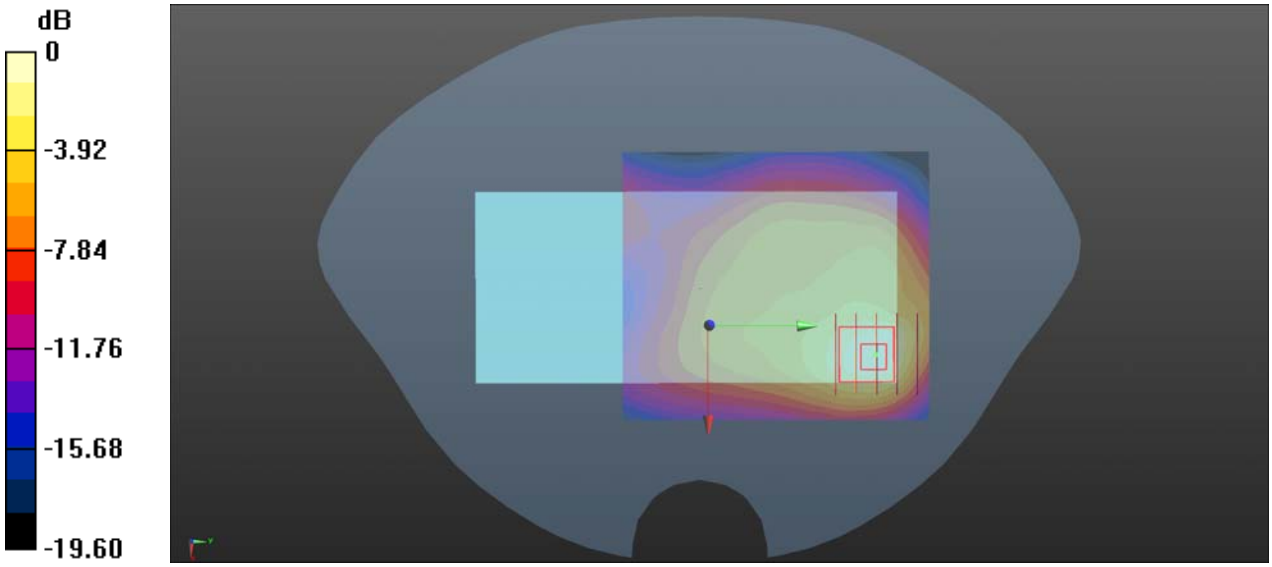

0 dB = 0.615 W/kg

Test Laboratory: Shenzhen Morlab Communications Technology Co., Ltd. Date: 2024/11/17

WCDMA Band IV_RMC 12.2Kbps_Back Side 10mm_Ch1413

Communication System: UID 0, UMTS-FDD (0); Frequency: 1732.6 MHz;Duty Cycle: 1:1
Medium: HSL_1800 Medium parameters used: f = 1733 MHz; σ = 1.312 S/m; ε_r = 37.426; ρ = 1000 kg/m^3
Ambient Temperature：23.2 ℃; Liquid Temperature：22.6 ℃

DASY5 Configuration:
- Probe: EX3DV4 - SN3974; ConvF(8.79, 8.79, 8.79) @ 1732.6 MHz; Calibrated: 2024/4/10
- Sensor-Surface: 2mm (Mechanical Surface Detection)
- Electronics: DAE4 Sn1423; Calibrated: 2024/3/17
- Phantom: SAM 2; Type: QD000P40CC; Serial: TP:1464
- Measurement SW: DASY52, Version 52.10 (4); SEMCAD X Version 14.6.14 (7501)

Ch1413/Area Scan (71x81x1): Interpolated grid: dx=1.500 mm, dy=1.500 mm
Maximum value of SAR (interpolated) = 0.481 W/kg

Ch1413/Zoom Scan (5x5x7)/Cube 0: Measurement grid: dx=8mm, dy=8mm, dz=5mm
Reference Value = 6.902 V/m; Power Drift = -0.05 dB
Peak SAR (extrapolated) = 0.591 W/kg
SAR(1 g) = 0.339 W/kg; SAR(10 g) = 0.189 W/kg
Smallest distance from peaks to all points 3 dB below = 14.3 mm
Ratio of SAR at M2 to SAR at M1 = 55.5%
Maximum value of SAR (measured) = 0.457 W/kg

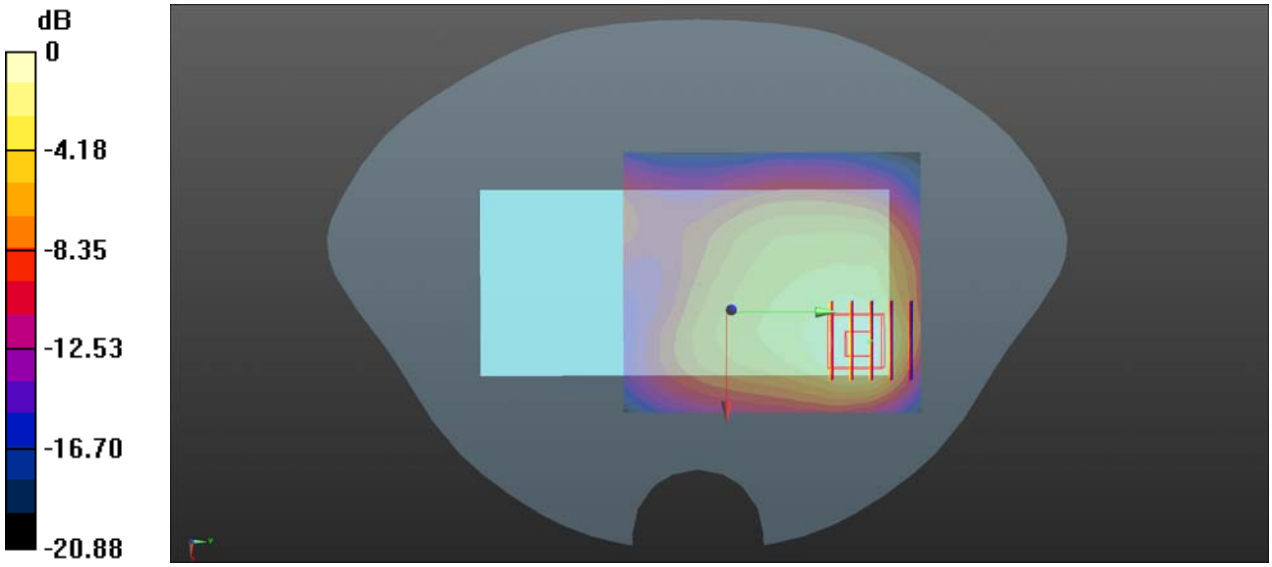

0 dB = 0.457 W/kg

Test Laboratory: Shenzhen Morlab Communications Technology Co., Ltd. Date: 2024/11/16

WCDMA Band V_RMC 12.2Kbps_Back Side 10mm_Ch4182

Communication System: UID 0, UMTS-FDD (0); Frequency: 836.4 MHz;Duty Cycle: 1:1
Medium: HSL_900 Medium parameters used: f = 836.4 MHz; σ = 0.874 S/m; ε_r = 40.485; ρ = 1000 kg/m^3
Ambient Temperature：23.2 ℃; Liquid Temperature：22.4 ℃

DASY5 Configuration:
- Probe: EX3DV4 - SN3974; ConvF(10.25, 10.25, 10.25) @ 836.4 MHz; Calibrated: 2024/4/10
- Sensor-Surface: 2mm (Mechanical Surface Detection)
- Electronics: DAE4 Sn1423; Calibrated: 2024/3/17
- Phantom: SAM 2; Type: QD000P40CC; Serial: TP:1464
- Measurement SW: DASY52, Version 52.10 (4); SEMCAD X Version 14.6.14 (7501)

Ch4182/Area Scan (71x121x1): Interpolated grid: dx=1.500 mm, dy=1.500 mm
Maximum value of SAR (interpolated) = 0.217 W/kg

Ch4182/Zoom Scan (5x5x7)/Cube 0: Measurement grid: dx=8mm, dy=8mm, dz=5mm
Reference Value = 14.95 V/m; Power Drift = -0.02 dB
Peak SAR (extrapolated) = 0.235 W/kg
SAR(1 g) = 0.182 W/kg; SAR(10 g) = 0.138 W/kg
Smallest distance from peaks to all points 3 dB below: Larger than measurement grid (> 16 mm)
Ratio of SAR at M2 to SAR at M1 = 77.3%
Maximum value of SAR (measured) = 0.212 W/kg

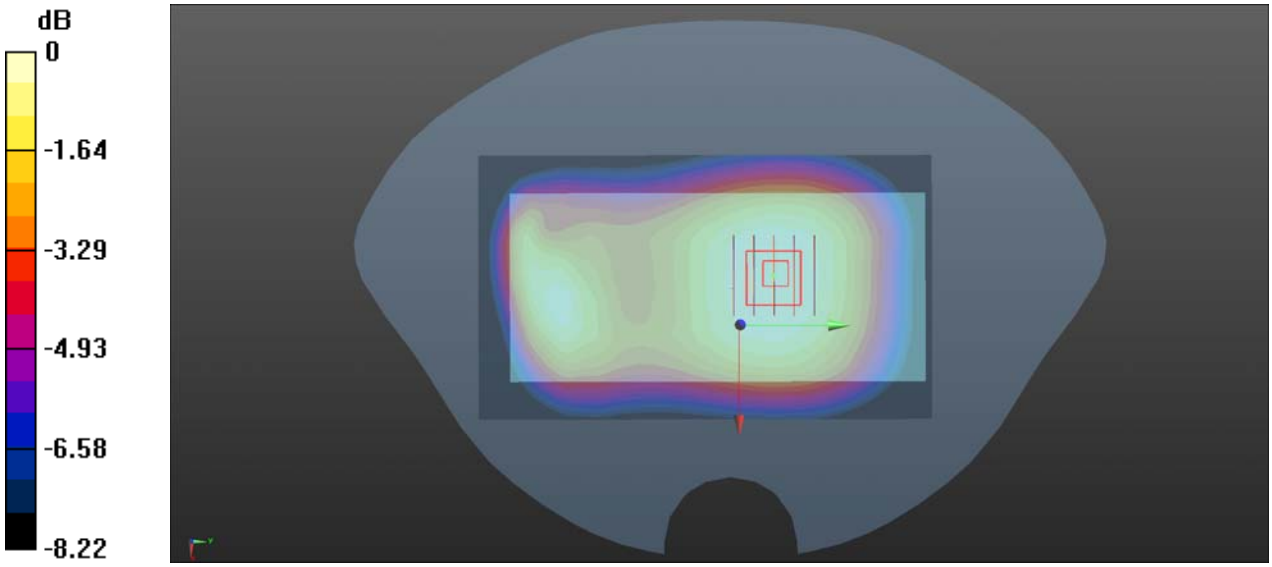

0 dB = 0.212 W/kg

Test Laboratory: Shenzhen Morlab Communications Technology Co., Ltd. Date: 2024/11/17

LTE Band 2_20MHz_QPSK_50RB_0Offset_Back Side 10mm_Ch18900

Communication System: UID 0, LTE (0); Frequency: 1880 MHz;Duty Cycle: 1:1
Medium: HSL_1800 Medium parameters used: f = 1880 MHz; σ = 1.285 S/m; ε_r = 37.159; ρ = 1000 kg/m^3
Ambient Temperature：23.2 ℃; Liquid Temperature：22.6 ℃

DASY5 Configuration:
- Probe: EX3DV4 - SN3974; ConvF(8.48, 8.48, 8.48) @ 1880 MHz; Calibrated: 2024/4/10
- Sensor-Surface: 2mm (Mechanical Surface Detection)
- Electronics: DAE4 Sn1423; Calibrated: 2024/3/17
- Phantom: SAM 2; Type: QD000P40CC; Serial: TP:1464
- Measurement SW: DASY52, Version 52.10 (4); SEMCAD X Version 14.6.14 (7501)

Ch18900/Area Scan (71x81x1): Interpolated grid: dx=1.500 mm, dy=1.500 mm
Maximum value of SAR (interpolated) = 1.13 W/kg

Ch18900/Zoom Scan (5x5x7)/Cube 0: Measurement grid: dx=8mm, dy=8mm, dz=5mm
Reference Value = 12.82 V/m; Power Drift = -0.07 dB
Peak SAR (extrapolated) = 1.37 W/kg
SAR(1 g) = 0.751 W/kg; SAR(10 g) = 0.398 W/kg
Smallest distance from peaks to all points 3 dB below = 13.2 mm
Ratio of SAR at M2 to SAR at M1 = 55.4%
Maximum value of SAR (measured) = 1.06 W/kg

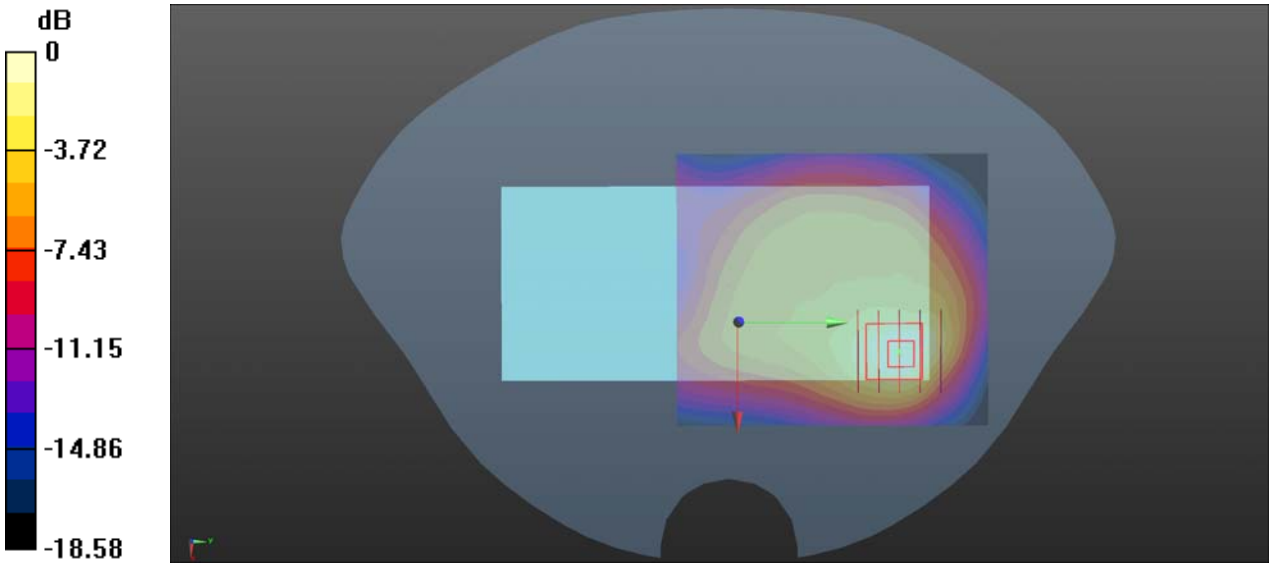

0 dB = 1.06 W/kg

Test Laboratory: Shenzhen Morlab Communications Technology Co., Ltd. Date: 2024/11/16

LTE Band 5_10MHz_QPSK_1RB_0Offset_Back Side 10mm_Ch20525

Communication System: UID 0, LTE (0); Frequency: 836.5 MHz;Duty Cycle: 1:1
Medium: HSL_900 Medium parameters used: f = 836.5 MHz; σ = 0.929 S/m; ε_r = 41.548; ρ = 1000 kg/m^3
Ambient Temperature：23.2 ℃; Liquid Temperature：22.4 ℃

DASY5 Configuration:
- Probe: EX3DV4 - SN3974; ConvF(10.25, 10.25, 10.25) @ 836.5 MHz; Calibrated: 2024/4/10
- Sensor-Surface: 2mm (Mechanical Surface Detection)
- Electronics: DAE4 Sn1423; Calibrated: 2024/3/17
- Phantom: SAM 2; Type: QD000P40CC; Serial: TP:1464
- Measurement SW: DASY52, Version 52.10 (4); SEMCAD X Version 14.6.14 (7501)

Ch20525/Area Scan (71x121x1): Interpolated grid: dx=1.500 mm, dy=1.500 mm
Maximum value of SAR (interpolated) = 0.309 W/kg

Ch20525/Zoom Scan (5x5x7)/Cube 0: Measurement grid: dx=8mm, dy=8mm, dz=5mm
Reference Value = 16.86 V/m; Power Drift = -0.06 dB
Peak SAR (extrapolated) = 0.349 W/kg
SAR(1 g) = 0.265 W/kg; SAR(10 g) = 0.200 W/kg
Smallest distance from peaks to all points 3 dB below: Larger than measurement grid (> 16 mm)
Ratio of SAR at M2 to SAR at M1 = 76.1%
Maximum value of SAR (measured) = 0.310 W/kg

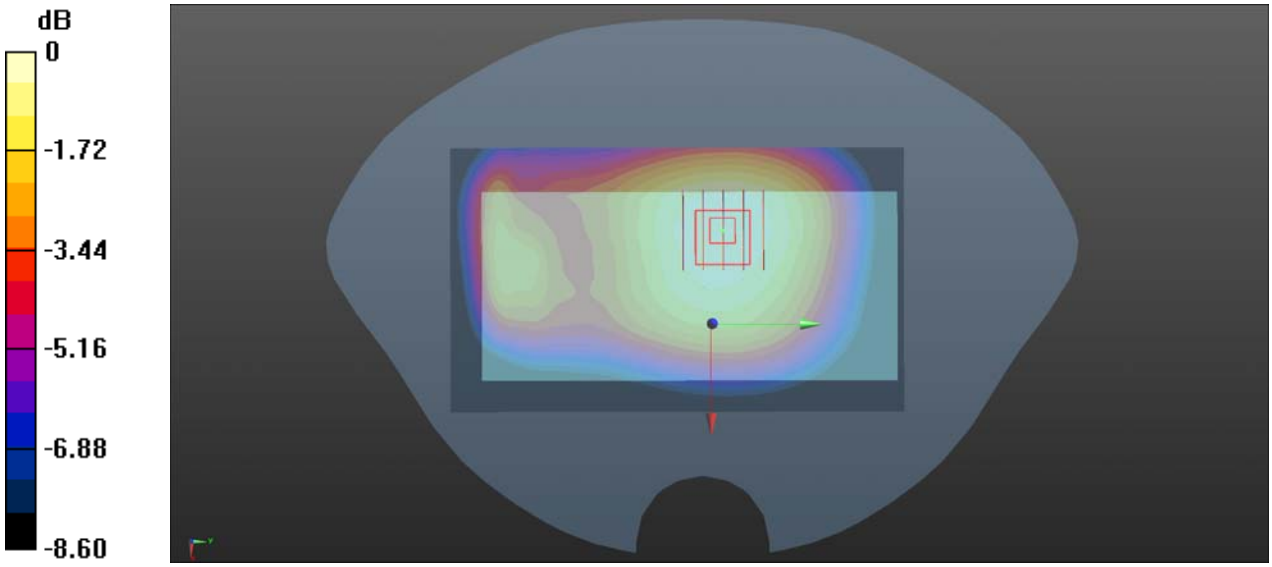

0 dB = 0.310 W/kg

Test Laboratory: Shenzhen Morlab Communications Technology Co., Ltd. Date: 2024/12/3

LTE Band 7_20MHz_QPSK_1RB_0Offset_Top Side 10mm_Ch20850

Communication System: UID 0, LTE (0); Frequency: 2510 MHz;Duty Cycle: 1:1
Medium: HSL_2600 Medium parameters used: f = 2510 MHz; σ = 1.962 S/m; ε_r = 36.868; ρ = 1000 kg/m^3
Ambient Temperature：23.2 ℃; Liquid Temperature：22.5 ℃

DASY5 Configuration:
- Probe: EX3DV4 - SN3974; ConvF(8.04, 8.04, 8.04) @ 2510 MHz; Calibrated: 2024/4/10
- Sensor-Surface: 2mm (Mechanical Surface Detection)
- Electronics: DAE4 Sn1423; Calibrated: 2024/4/17
- Phantom: SAM 2; Type: QD000P40CC; Serial: TP:1464
- Measurement SW: DASY52, Version 52.10 (4); SEMCAD X Version 14.6.14 (7501)

Ch20850/Area Scan (51x101x1): Interpolated grid: dx=1.200 mm, dy=1.200 mm
Maximum value of SAR (interpolated) = 1.56 W/kg

Ch20850/Zoom Scan (7x7x7)/Cube 0: Measurement grid: dx=5mm, dy=5mm, dz=5mm
Reference Value = 12.80 V/m; Power Drift = -0.06 dB
Peak SAR (extrapolated) = 1.98 W/kg
SAR(1 g) = 0.984 W/kg; SAR(10 g) = 0.447 W/kg
Smallest distance from peaks to all points 3 dB below = 8.5 mm
Ratio of SAR at M2 to SAR at M1 = 51.7%
Maximum value of SAR (measured) = 1.49 W/kg

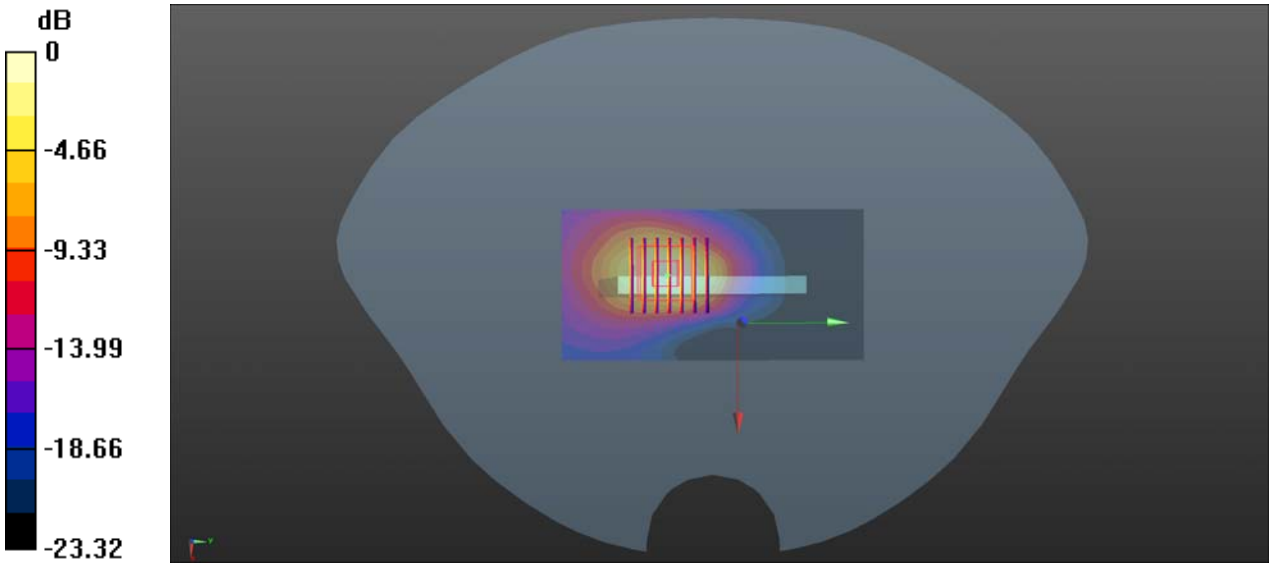

0 dB = 1.49 W/kg

Test Laboratory: Shenzhen Morlab Communications Technology Co., Ltd. Date: 2024/11/15

LTE Band 12_10MHz_QPSK_1RB_0Offset_Back Side 10mm_Ch23095

Communication System: UID 0, LTE (0); Frequency: 707.5 MHz;Duty Cycle: 1:1
Medium: HSL_750 Medium parameters used: f = 707.5 MHz; σ = 0.827 S/m; ε_r = 40.747; ρ = 1000 kg/m^3
Ambient Temperature：23.2 ℃; Liquid Temperature：22.5 ℃

DASY5 Configuration:
- Probe: EX3DV4 - SN3974; ConvF(10.63, 10.63, 10.63) @ 707.5 MHz; Calibrated: 2024/4/10
- Sensor-Surface: 2mm (Mechanical Surface Detection)
- Electronics: DAE4 Sn1423; Calibrated: 2024/3/17
- Phantom: SAM 2; Type: QD000P40CC; Serial: TP:1464
- Measurement SW: DASY52, Version 52.10 (4); SEMCAD X Version 14.6.14 (7501)

Ch23095/Area Scan (71x121x1): Interpolated grid: dx=1.500 mm, dy=1.500 mm
Maximum value of SAR (interpolated) = 0.342 W/kg

Ch23095/Zoom Scan (5x5x7)/Cube 0: Measurement grid: dx=8mm, dy=8mm, dz=5mm
Reference Value = 19.69 V/m; Power Drift = -0.05 dB
Peak SAR (extrapolated) = 0.383 W/kg
SAR(1 g) = 0.301 W/kg; SAR(10 g) = 0.231 W/kg
Smallest distance from peaks to all points 3 dB below: Larger than measurement grid (> 16 mm)
Ratio of SAR at M2 to SAR at M1 = 77.4%
Maximum value of SAR (measured) = 0.345 W/kg

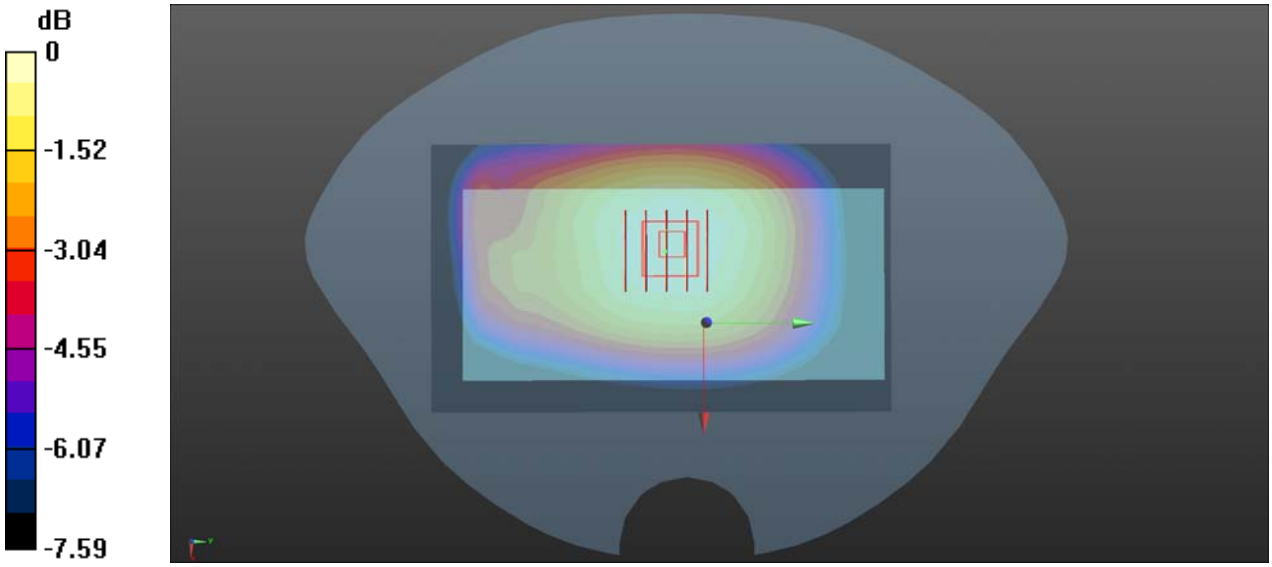

0 dB = 0.345 W/kg

Test Laboratory: Shenzhen Morlab Communications Technology Co., Ltd. Date: 2024/11/15

LTE Band 13_10MHz_QPSK_1RB_0Offset_Back Side 10mm_Ch23230

Communication System: UID 0, LTE (0); Frequency: 782 MHz;Duty Cycle: 1:1
Medium: HSL_750 Medium parameters used: f = 782 MHz; σ = 0.861 S/m; ε_r = 40.623; ρ = 1000 kg/m^3
Ambient Temperature：23.2 ℃; Liquid Temperature：22.5 ℃

DASY5 Configuration:
- Probe: EX3DV4 - SN3974; ConvF(10.63, 10.63, 10.63) @ 782 MHz; Calibrated: 2024/4/10
- Sensor-Surface: 2mm (Mechanical Surface Detection)
- Electronics: DAE4 Sn1423; Calibrated: 2024/3/17
- Phantom: SAM 2; Type: QD000P40CC; Serial: TP:1464
- Measurement SW: DASY52, Version 52.10 (4); SEMCAD X Version 14.6.14 (7501)

Ch23230/Area Scan (71x121x1): Interpolated grid: dx=1.500 mm, dy=1.500 mm
Maximum value of SAR (interpolated) = 0.288 W/kg

Ch23230/Zoom Scan (5x5x7)/Cube 0: Measurement grid: dx=8mm, dy=8mm, dz=5mm
Reference Value = 17.33 V/m; Power Drift = -0.09 dB
Peak SAR (extrapolated) = 0.317 W/kg
SAR(1 g) = 0.246 W/kg; SAR(10 g) = 0.188 W/kg
Smallest distance from peaks to all points 3 dB below: Larger than measurement grid (> 16 mm)
Ratio of SAR at M2 to SAR at M1 = 77%
Maximum value of SAR (measured) = 0.284 W/kg

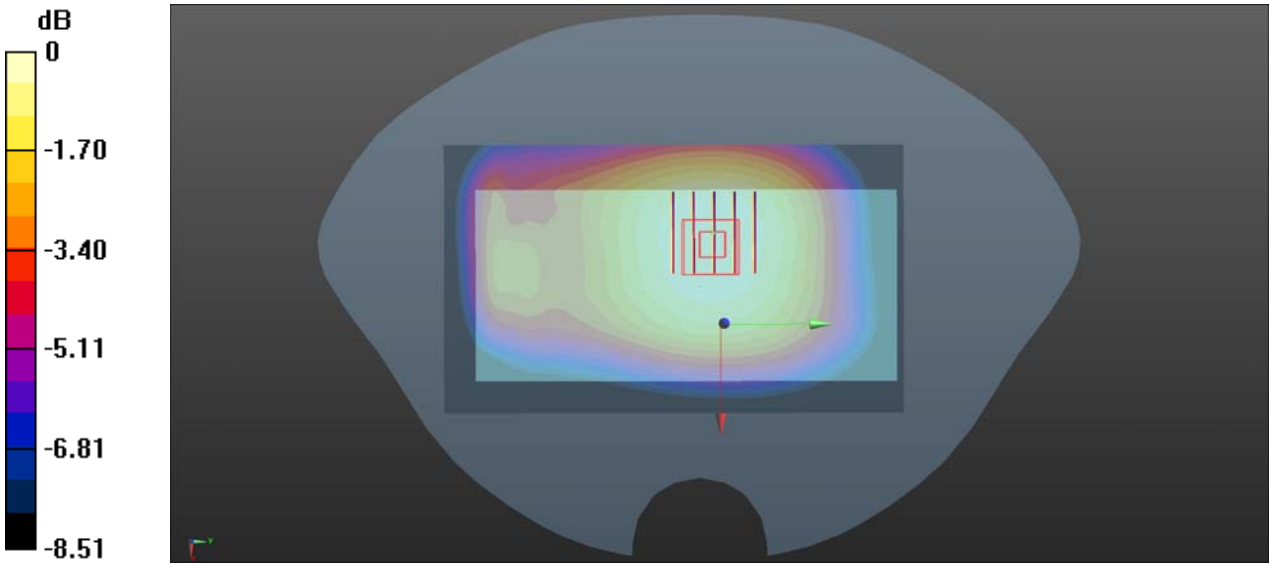

0 dB = 0.284 W/kg

Test Laboratory: Shenzhen Morlab Communications Technology Co., Ltd. Date: 2024/11/23

LTE Band 38_20MHz_QPSK_50RB_0Offset_Back Side 10mm_Ch37850

Communication System: UID 0, LTE (0); Frequency: 2580 MHz;Duty Cycle: 1:1.59
Medium: HSL_2600 Medium parameters used: f = 2580 MHz; σ = 2.019 S/m; ε_r = 36.833; ρ = 1000 kg/m^3
Ambient Temperature：23.2 ℃; Liquid Temperature：22.3 ℃

DASY5 Configuration:
- Probe: EX3DV4 - SN3974; ConvF(7.78, 7.78, 7.78) @ 2580 MHz; Calibrated: 2024/4/10
- Sensor-Surface: 2mm (Mechanical Surface Detection)
- Electronics: DAE4 Sn1423; Calibrated: 2024/3/17
- Phantom: SAM 2; Type: QD000P40CC; Serial: TP:1464
- Measurement SW: DASY52, Version 52.10 (4); SEMCAD X Version 14.6.14 (7501)

Ch37850/Area Scan (91x101x1): Interpolated grid: dx=1.200 mm, dy=1.200 mm
Maximum value of SAR (interpolated) = 1.18 W/kg

Ch37850/Zoom Scan (7x7x7)/Cube 0: Measurement grid: dx=5mm, dy=5mm, dz=5mm
Reference Value = 2.812 V/m; Power Drift = 0.05 dB
Peak SAR (extrapolated) = 1.53 W/kg
SAR(1 g) = 0.727 W/kg; SAR(10 g) = 0.319 W/kg
Smallest distance from peaks to all points 3 dB below = 8.5 mm
Ratio of SAR at M2 to SAR at M1 = 49.3%
Maximum value of SAR (measured) = 1.12 W/kg

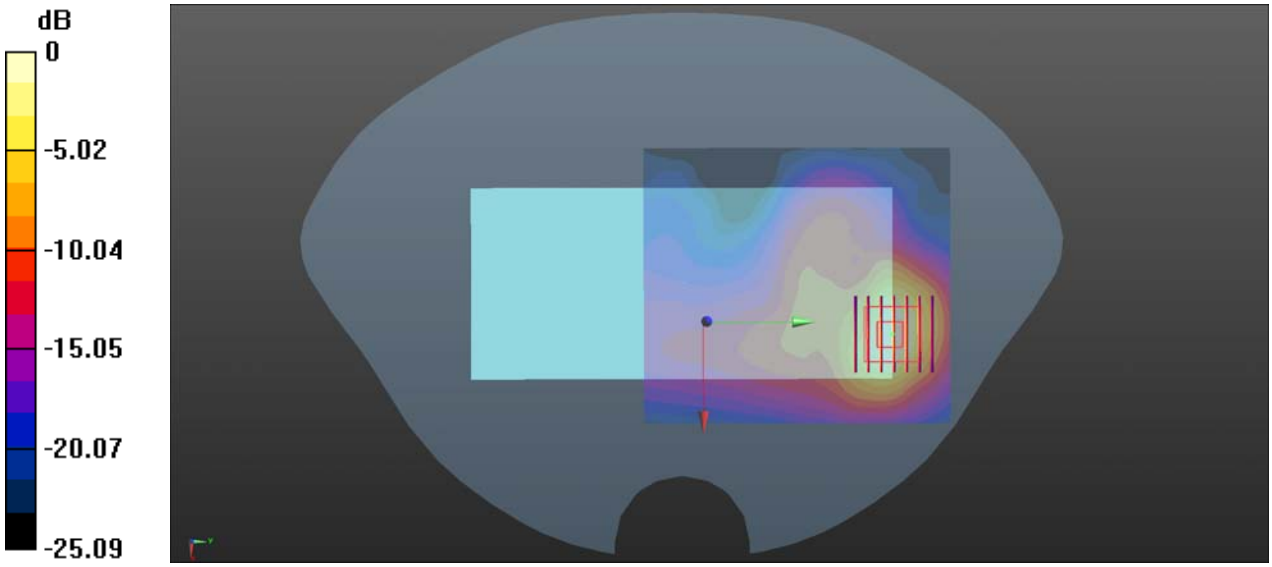

0 dB = 1.12 W/kg

Test Laboratory: Shenzhen Morlab Communications Technology Co., Ltd. Date: 2024/11/23

LTE Band 40_10MHz_QPSK_25RB_0Offset_Back Side 10mm_Ch39200

Communication System: UID 0, LTE (0); Frequency: 2355 MHz;Duty Cycle: 1:1.59
Medium: HSL_2300 Medium parameters used: f = 2355 MHz; σ = 1.588 S/m; ε_r = 37.136; ρ = 1000 kg/m^3
Ambient Temperature：23.2 ℃; Liquid Temperature：22.3 ℃

DASY5 Configuration:
- Probe: EX3DV4 - SN3974; ConvF(8.31, 8.31, 8.31) @ 2355 MHz; Calibrated: 2024/4/10
- Sensor-Surface: 2mm (Mechanical Surface Detection)
- Electronics: DAE4 Sn1423; Calibrated: 2024/3/17
- Phantom: SAM 2; Type: QD000P40CC; Serial: TP:1464
- Measurement SW: DASY52, Version 52.10 (4); SEMCAD X Version 14.6.14 (7501)

Ch39200/Area Scan (91x101x1): Interpolated grid: dx=1.200 mm, dy=1.200 mm
Maximum value of SAR (interpolated) = 0.814 W/kg

Ch39200/Zoom Scan (7x7x7)/Cube 0: Measurement grid: dx=5mm, dy=5mm, dz=5mm
Reference Value = 1.991 V/m; Power Drift = 0.08 dB
Peak SAR (extrapolated) = 1.01 W/kg
SAR(1 g) = 0.500 W/kg; SAR(10 g) = 0.227 W/kg
Smallest distance from peaks to all points 3 dB below = 7.6 mm
Ratio of SAR at M2 to SAR at M1 = 51.5%
Maximum value of SAR (measured) = 0.759 W/kg

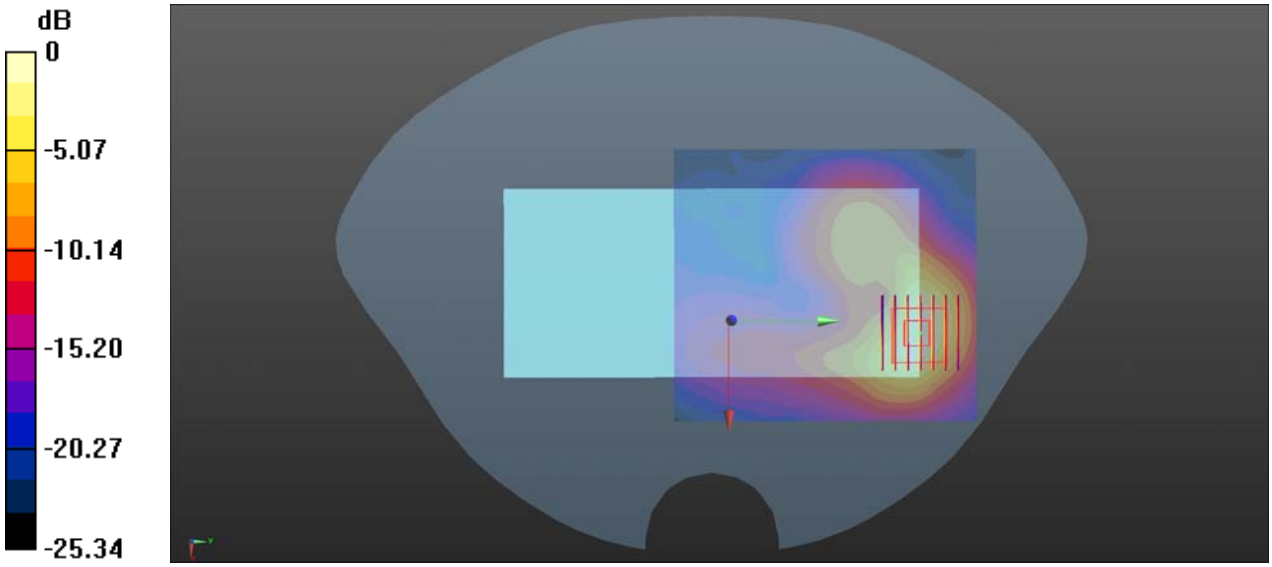

0 dB = 0.759 W/kg

Test Laboratory: Shenzhen Morlab Communications Technology Co., Ltd. Date: 2024/11/17

LTE Band 66_20MHz_QPSK_50RB_0Offset_Back Side 10mm_Ch132322

Communication System: UID 0, LTE (0); Frequency: 1745 MHz;Duty Cycle: 1:1
Medium: HSL_1800 Medium parameters used: f = 1745 MHz; σ = 1.319 S/m; ε_r = 37.41; ρ = 1000 kg/m^3
Ambient Temperature：23.2 ℃; Liquid Temperature：22.6 ℃

DASY5 Configuration:
- Probe: EX3DV4 - SN3974; ConvF(8.79, 8.79, 8.79) @ 1745 MHz; Calibrated: 2024/4/10
- Sensor-Surface: 2mm (Mechanical Surface Detection)
- Electronics: DAE4 Sn1423; Calibrated: 2024/3/17
- Phantom: SAM 2; Type: QD000P40CC; Serial: TP:1464
- Measurement SW: DASY52, Version 52.10 (4); SEMCAD X Version 14.6.14 (7501)

Ch132322/Area Scan (71x81x1): Interpolated grid: dx=1.500 mm, dy=1.500 mm
Maximum value of SAR (interpolated) = 0.793 W/kg

Ch132322/Zoom Scan (5x5x7)/Cube 0: Measurement grid: dx=8mm, dy=8mm, dz=5mm
Reference Value = 13.82 V/m; Power Drift = -0.02 dB
Peak SAR (extrapolated) = 0.975 W/kg
SAR(1 g) = 0.567 W/kg; SAR(10 g) = 0.323 W/kg
Smallest distance from peaks to all points 3 dB below = 14.4 mm
Ratio of SAR at M2 to SAR at M1 = 59.2%
Maximum value of SAR (measured) = 0.766 W/kg

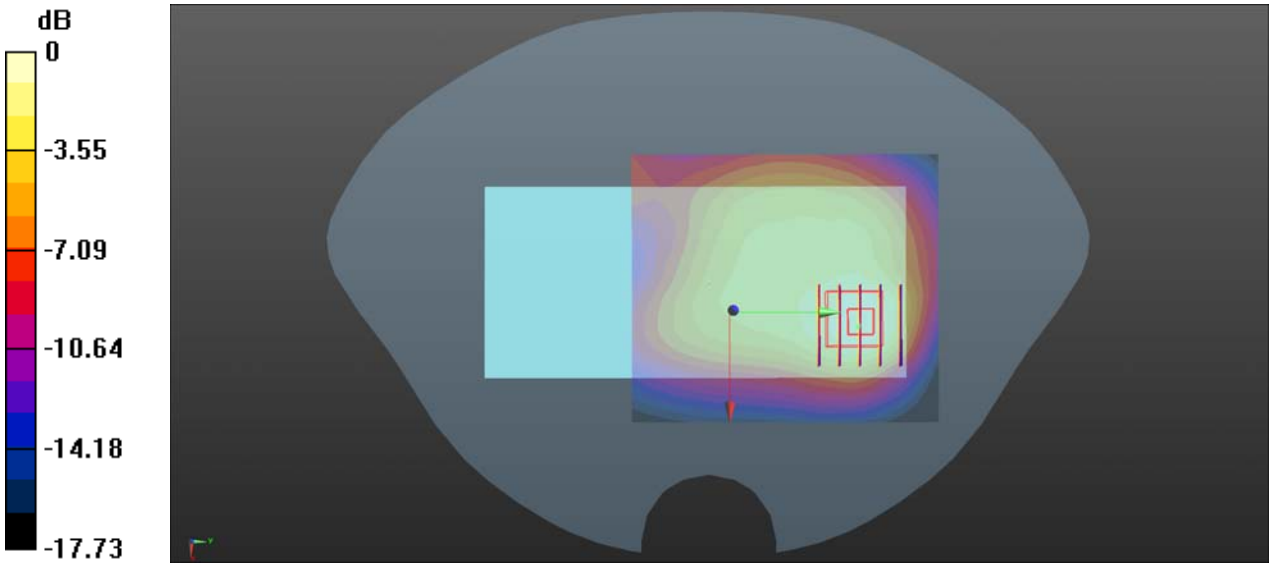

0 dB = 0.766 W/kg

Test Laboratory: Shenzhen Morlab Communications Technology Co., Ltd. Date: 2024/11/22

WLAN2.4GHz_802.11b 1Mbps_Back Side_10mm_Ch1

Communication System: UID 0, WLAN 2.4GHz 802.11b (0); Frequency: 2412 MHz;Duty Cycle: 1:1.022
Medium: HSL_2450 Medium parameters used: f = 2412 MHz; σ = 1.874 S/m; ε_r = 39.484; ρ = 1000 kg/m^3
Ambient Temperature：23.2 ℃; Liquid Temperature：22.2 ℃

DASY5 Configuration:
- Probe: EX3DV4 - SN3974; ConvF(8.04, 8.04, 8.04) @ 2412 MHz; Calibrated: 2024/4/10
- Sensor-Surface: 2mm (Mechanical Surface Detection)
- Electronics: DAE4 Sn1423; Calibrated: 2024/3/17
- Phantom: SAM 2; Type: QD000P40CC; Serial: TP:1464
- Measurement SW: DASY52, Version 52.10 (4); SEMCAD X Version 14.6.14 (7501)

Ch1/Area Scan (91x101x1): Interpolated grid: dx=1.200 mm, dy=1.200 mm
Maximum value of SAR (interpolated) = 0.310 W/kg

Ch1/Zoom Scan (7x7x7)/Cube 0: Measurement grid: dx=5mm, dy=5mm, dz=5mm
Reference Value = 4.693 V/m; Power Drift = -0.05 dB
Peak SAR (extrapolated) = 0.401 W/kg
SAR(1 g) = 0.199 W/kg; SAR(10 g) = 0.098 W/kg
Smallest distance from peaks to all points 3 dB below = 13.3 mm
Ratio of SAR at M2 to SAR at M1 = 49.5%
Maximum value of SAR (measured) = 0.295 W/kg

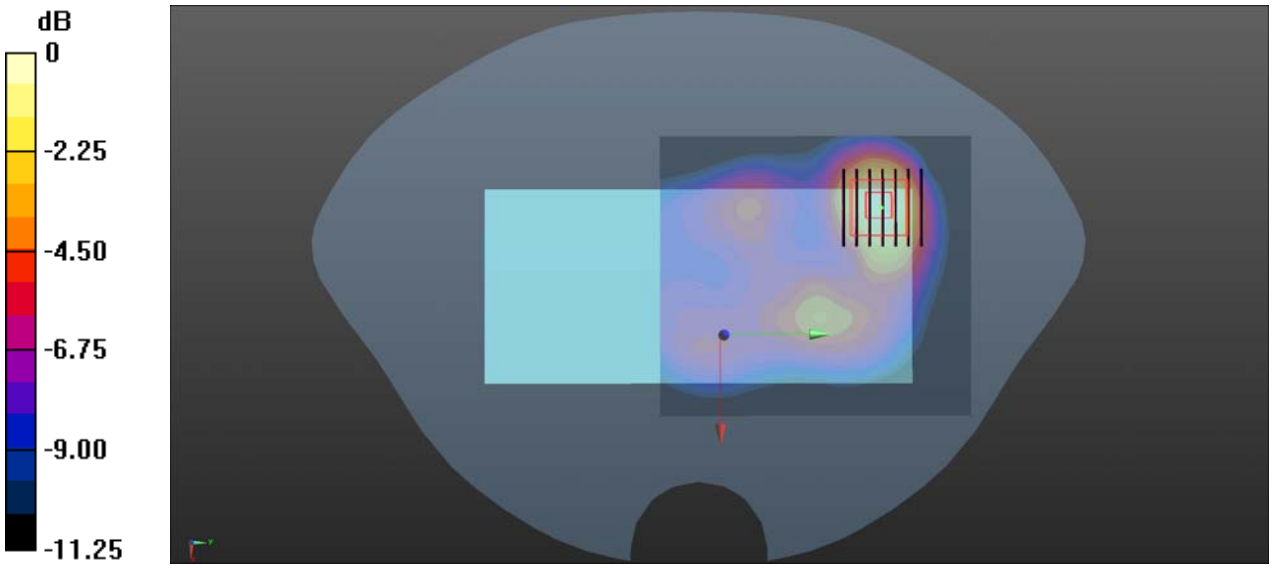

0 dB = 0.295 W/kg

Test Laboratory: Shenzhen Morlab Communications Technology Co., Ltd. Date: 2024/11/26

WLAN5.2GHz_802.11a 6Mbps_Top Side_10mm_Ch36

Communication System: UID 0, WLAN 5GHz (0); Frequency: 5180 MHz;Duty Cycle: 1:1.122
Medium: HSL_5250 Medium parameters used: f = 5180 MHz; σ = 4.73 S/m; ε_r = 35.397; ρ = 1000 kg/m^3
Ambient Temperature：23.2 ℃; Liquid Temperature：22.1 ℃

DASY5 Configuration:
- Probe: EX3DV4 - SN3974; ConvF(5.67, 5.67, 5.67) @ 5180 MHz; Calibrated: 2024/4/10
- Sensor-Surface: 2mm (Mechanical Surface Detection)
- Electronics: DAE4 Sn1423; Calibrated: 2024/3/17
- Phantom: SAM 2; Type: QD000P40CC; Serial: TP:1464
- Measurement SW: DASY52, Version 52.10 (4); SEMCAD X Version 14.6.14 (7501)

Ch36/Area Scan (61x121x1): Interpolated grid: dx=1.000 mm, dy=1.000 mm
Maximum value of SAR (interpolated) = 0.426 W/kg

Ch36/Zoom Scan (8x8x15)/Cube 0: Measurement grid: dx=4mm, dy=4mm, dz=2mm
Reference Value = 2.147 V/m; Power Drift = 0.05 dB
Peak SAR (extrapolated) = 0.828 W/kg
SAR(1 g) = 0.215 W/kg; SAR(10 g) = 0.071 W/kg
Smallest distance from peaks to all points 3 dB below = 7.5 mm
Ratio of SAR at M2 to SAR at M1 = 54.5%
Maximum value of SAR (measured) = 0.413 W/kg

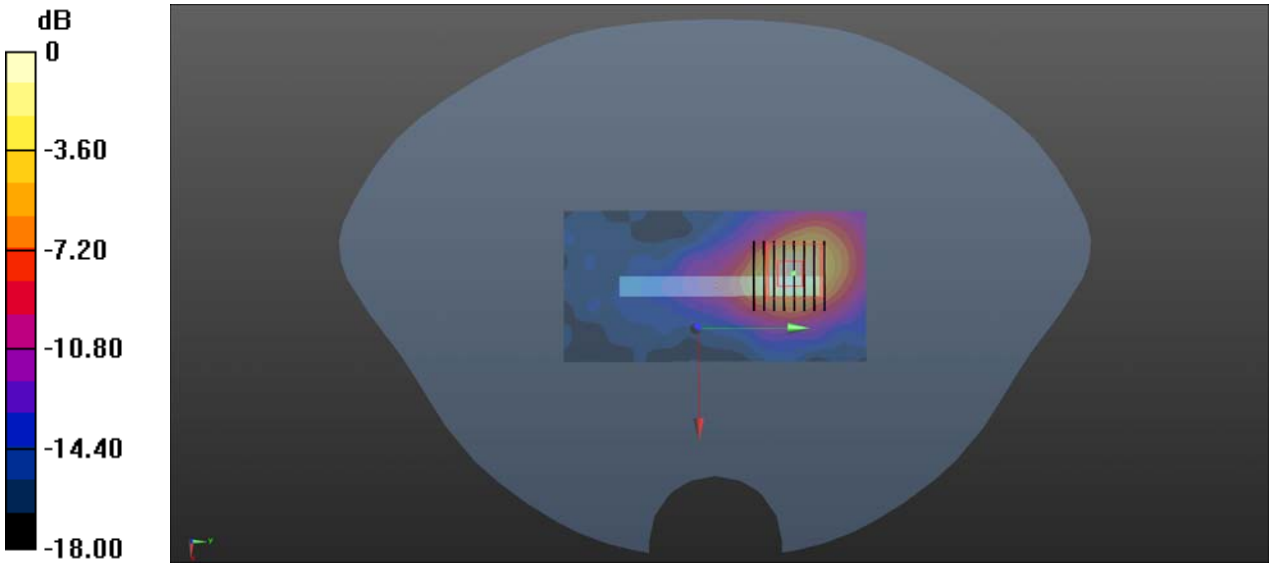

0 dB = 0.413 W/kg

Test Laboratory: Shenzhen Morlab Communications Technology Co., Ltd. Date: 2024/11/29

WLAN5.8GHz_802.11a 6Mbps_Back Side_10mm_Ch165

Communication System: UID 0, WLAN 5GHz (0); Frequency: 5825 MHz;Duty Cycle: 1:1.18
Medium: HSL_5750 Medium parameters used: f = 5825 MHz; σ = 5.352 S/m; ε_r = 34.818; ρ = 1000 kg/m^3
Ambient Temperature：23.2 ℃; Liquid Temperature：22.4 ℃

DASY5 Configuration:
- Probe: EX3DV4 - SN3974; ConvF(5.16, 5.16, 5.16) @ 5825 MHz; Calibrated: 2024/4/10
- Sensor-Surface: 2mm (Mechanical Surface Detection)
- Electronics: DAE4 Sn1423; Calibrated: 2024/3/17
- Phantom: SAM 2; Type: QD000P40CC; Serial: TP:1464
- Measurement SW: DASY52, Version 52.10 (4); SEMCAD X Version 14.6.14 (7501)

Ch165/Area Scan (101x121x1): Interpolated grid: dx=1.000 mm, dy=1.000 mm
Maximum value of SAR (interpolated) = 0.367 W/kg

Ch165/Zoom Scan (8x8x15)/Cube 0: Measurement grid: dx=4mm, dy=4mm, dz=2mm
Reference Value = 0.9010 V/m; Power Drift = -1.26 dB
Peak SAR (extrapolated) = 0.782 W/kg
SAR(1 g) = 0.176 W/kg; SAR(10 g) = 0.049 W/kg
Smallest distance from peaks to all points 3 dB below = 6.4 mm
Ratio of SAR at M2 to SAR at M1 = 49.9%
Maximum value of SAR (measured) = 0.374 W/kg

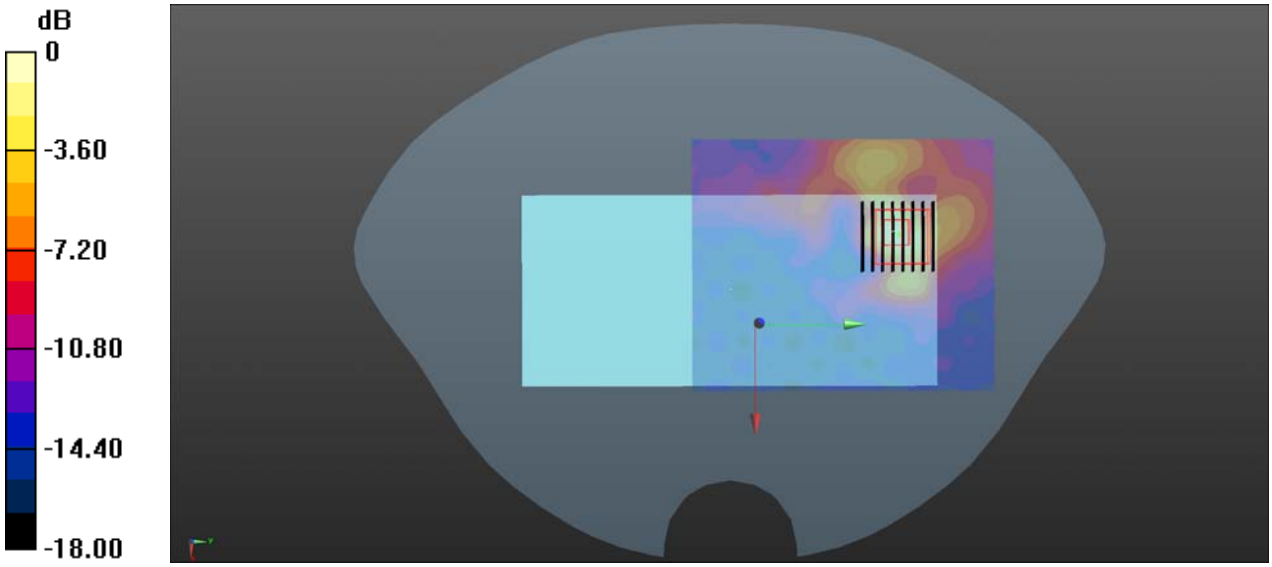

0 dB = 0.374 W/kg

Test Laboratory: Shenzhen Morlab Communications Technology Co., Ltd. Date: 2024/11/22

Bletooth_DH5_Back Side_10mm_Ch0

Communication System: UID 0, Bluetooth (0); Frequency: 2402 MHz;Duty Cycle: 1:1.073
Medium: HSL_2450 Medium parameters used: f = 2402 MHz; σ = 1.877 S/m; ε_r = 39.478; ρ = 1000 kg/m^3
Ambient Temperature：23.2 ℃; Liquid Temperature：22.2 ℃

DASY5 Configuration:
- Probe: EX3DV4 - SN3974; ConvF(8.04, 8.04, 8.04) @ 2402 MHz; Calibrated: 2024/4/10
- Sensor-Surface: 2mm (Mechanical Surface Detection)
- Electronics: DAE4 Sn1423; Calibrated: 2024/3/17
- Phantom: SAM 2; Type: QD000P40CC; Serial: TP:1464
- Measurement SW: DASY52, Version 52.10 (4); SEMCAD X Version 14.6.14 (7501)

Ch0/Area Scan (91x101x1): Interpolated grid: dx=1.200 mm, dy=1.200 mm
Maximum value of SAR (interpolated) = 0.0368 W/kg

Ch0/Zoom Scan (7x7x7)/Cube 0: Measurement grid: dx=5mm, dy=5mm, dz=5mm
Reference Value = 1.218 V/m; Power Drift = -0.11 dB
Peak SAR (extrapolated) = 0.0800 W/kg
SAR(1 g) = 0.021 W/kg; SAR(10 g) = 0.00875 W/kg
Smallest distance from peaks to all points 3 dB below: Larger than measurement grid (> 15 mm)
Ratio of SAR at M2 to SAR at M1 = 45.1%
Maximum value of SAR (measured) = 0.0325 W/kg

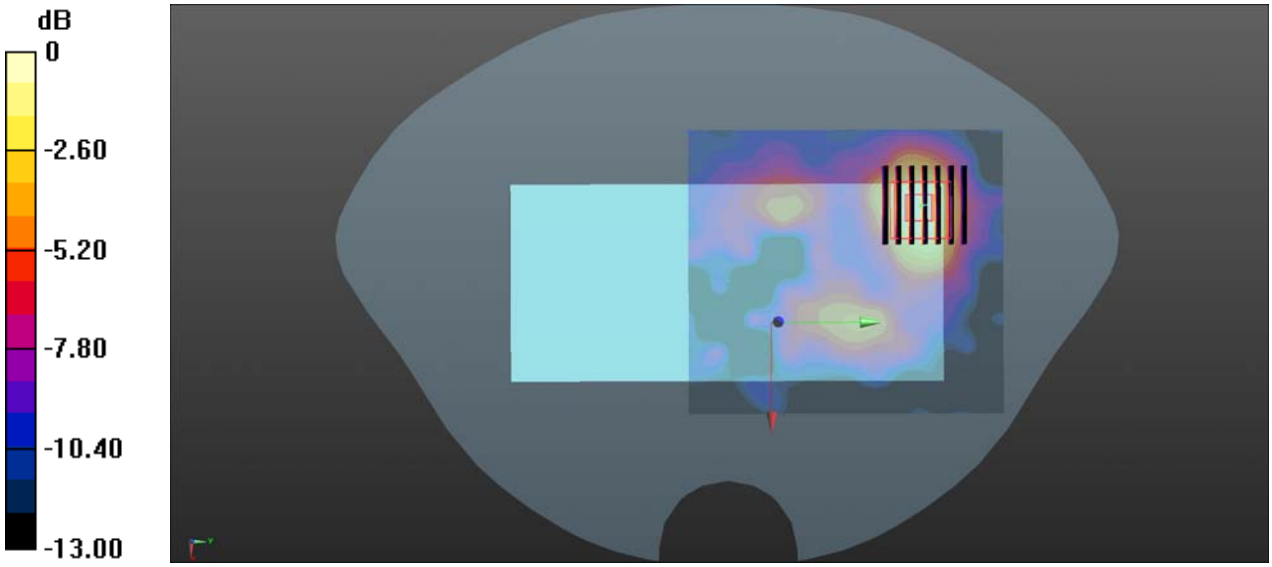

0 dB = 0.0325 W/kg

Test Laboratory: Shenzhen Morlab Communications Technology Co., Ltd. Date: 2024/11/21

GSM850_GPRS(2 TX slots)_Back Side 15mm_Ch189

Communication System: UID 0, GSM850(class 10) (0); Frequency: 836.4 MHz;Duty Cycle: 1:4.15
Medium: HSL_900 Medium parameters used: f = 836.4 MHz; σ = 0.874 S/m; ε_r = 40.485; ρ = 1000 kg/m^3
Ambient Temperature：23.2 ℃; Liquid Temperature：22.1 ℃

DASY5 Configuration:
- Probe: EX3DV4 - SN3974; ConvF(10.25, 10.25, 10.25) @ 836.4 MHz; Calibrated: 2023/4/10
- Sensor-Surface: 2mm (Mechanical Surface Detection)
- Electronics: DAE4 Sn1423; Calibrated: 2023/3/17
- Phantom: SAM 2; Type: QD000P40CC; Serial: TP:1464
- Measurement SW: DASY52, Version 52.10 (4); SEMCAD X Version 14.6.14 (7501)

Ch189/Area Scan (71x121x1): Interpolated grid: dx=1.500 mm, dy=1.500 mm
Maximum value of SAR (interpolated) = 0.344 W/kg

Ch189/Zoom Scan (5x5x7)/Cube 0: Measurement grid: dx=8mm, dy=8mm, dz=5mm
Reference Value = 19.12 V/m; Power Drift = -0.09 dB
Peak SAR (extrapolated) = 0.382 W/kg
SAR(1 g) = 0.296 W/kg; SAR(10 g) = 0.223 W/kg
Smallest distance from peaks to all points 3 dB below: Larger than measurement grid (> 16 mm)
Ratio of SAR at M2 to SAR at M1 = 77.7%
Maximum value of SAR (measured) = 0.343 W/kg

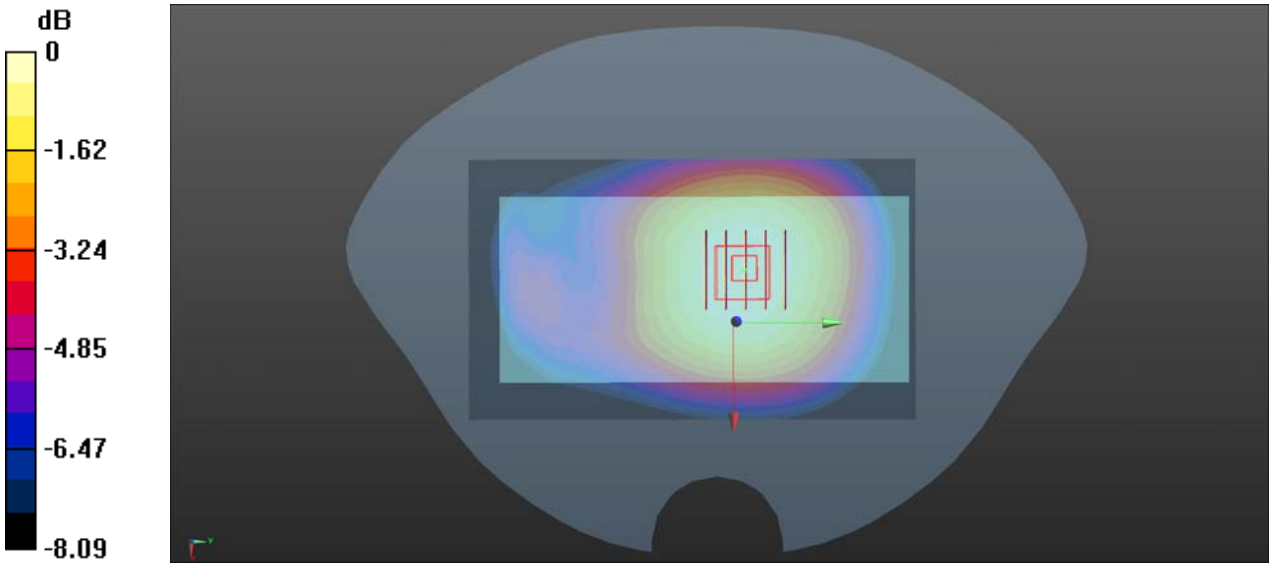

0 dB = 0.343 W/kg

Test Laboratory: Shenzhen Morlab Communications Technology Co., Ltd. Date: 2024/11/21

GSM1900_GPRS(3 TX slots)_Back Side 15mm_Ch661

Communication System: UID 0, GSM1900(class 11) (0); Frequency: 1880 MHz;Duty Cycle: 1:2.77
Medium: HSL_1800 Medium parameters used: f = 1880 MHz; σ = 1.285 S/m; ε_r = 37.159; ρ = 1000 kg/m^3
Ambient Temperature：23.2 ℃; Liquid Temperature：22.1 ℃

DASY5 Configuration:
- Probe: EX3DV4 - SN3974; ConvF(8.48, 8.48, 8.48) @ 1880 MHz; Calibrated: 2023/4/10
- Sensor-Surface: 2mm (Mechanical Surface Detection)
- Electronics: DAE4 Sn1423; Calibrated: 2023/3/17
- Phantom: SAM 2; Type: QD000P40CC; Serial: TP:1464
- Measurement SW: DASY52, Version 52.10 (4); SEMCAD X Version 14.6.14 (7501)

Ch661/Area Scan (71x81x1): Interpolated grid: dx=1.500 mm, dy=1.500 mm
Maximum value of SAR (interpolated) = 0.347 W/kg

Ch661/Zoom Scan (5x5x7)/Cube 0: Measurement grid: dx=8mm, dy=8mm, dz=5mm
Reference Value = 9.422 V/m; Power Drift = -0.02 dB
Peak SAR (extrapolated) = 0.419 W/kg
SAR(1 g) = 0.248 W/kg; SAR(10 g) = 0.141 W/kg
Smallest distance from peaks to all points 3 dB below = 15.8 mm
Ratio of SAR at M2 to SAR at M1 = 59.6%
Maximum value of SAR (measured) = 0.334 W/kg

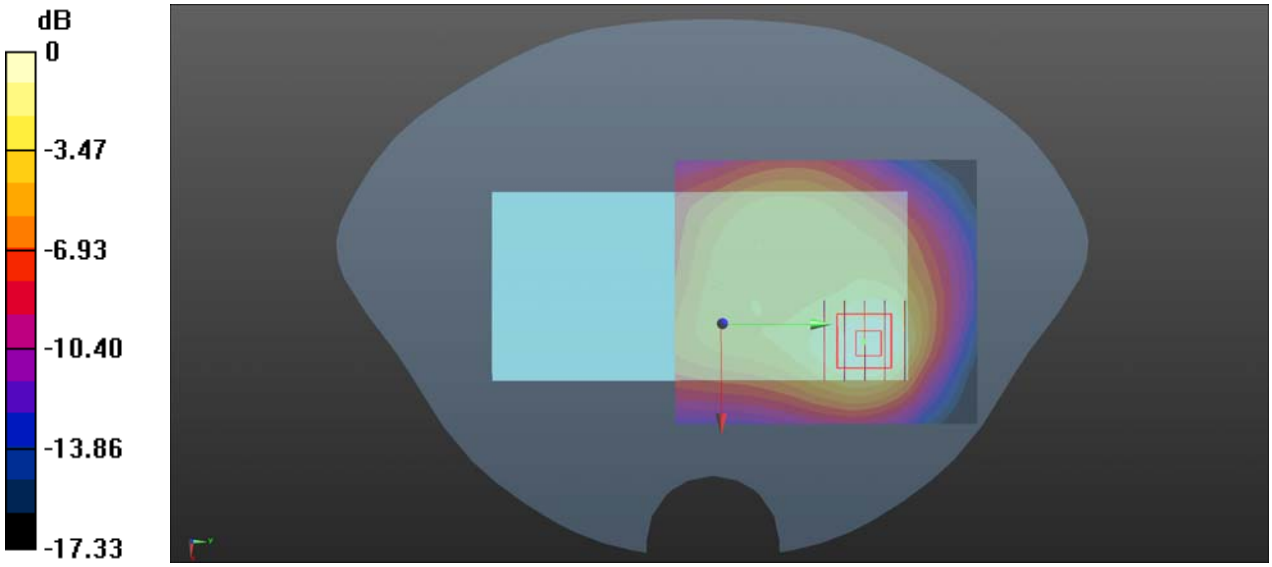

0 dB = 0.334 W/kg

Test Laboratory: Shenzhen Morlab Communications Technology Co., Ltd. Date: 2024/11/21

WCDMA Band II_RMC 12.2Kbps_Back Side 15mm_Ch9400

Communication System: UID 0, UMTS-FDD (0); Frequency: 1880 MHz;Duty Cycle: 1:1
Medium: HSL_1900 Medium parameters used: f = 1880 MHz; σ = 1.285 S/m; ε_r = 37.159; ρ = 1000 kg/m^3
Ambient Temperature：23.2 ℃; Liquid Temperature：22.1 ℃

DASY5 Configuration:
- Probe: EX3DV4 - SN3974; ConvF(8.48, 8.48, 8.48) @ 1880 MHz; Calibrated: 2023/4/10
- Sensor-Surface: 2mm (Mechanical Surface Detection)
- Electronics: DAE4 Sn1423; Calibrated: 2023/3/17
- Phantom: SAM 2; Type: QD000P40CC; Serial: TP:1464
- Measurement SW: DASY52, Version 52.10 (4); SEMCAD X Version 14.6.14 (7501)

Ch9400/Area Scan (71x81x1): Interpolated grid: dx=1.500 mm, dy=1.500 mm
Maximum value of SAR (interpolated) = 0.430 W/kg

Ch9400/Zoom Scan (5x5x7)/Cube 0: Measurement grid: dx=8mm, dy=8mm, dz=5mm
Reference Value = 10.58 V/m; Power Drift = -0.17 dB
Peak SAR (extrapolated) = 0.532 W/kg
SAR(1 g) = 0.315 W/kg; SAR(10 g) = 0.180 W/kg
Smallest distance from peaks to all points 3 dB below = 15.8 mm
Ratio of SAR at M2 to SAR at M1 = 59.4%
Maximum value of SAR (measured) = 0.424 W/kg

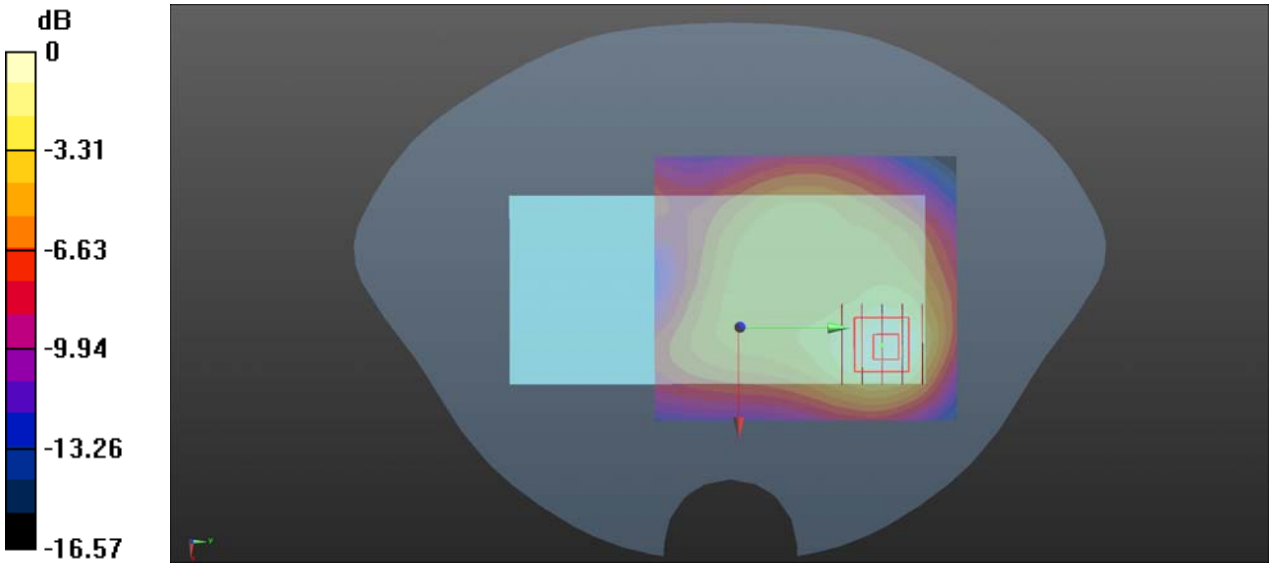

0 dB = 0.424 W/kg

Test Laboratory: Shenzhen Morlab Communications Technology Co., Ltd. Date: 2024/11/21

WCDMA Band IV_RMC 12.2Kbps_Back Side 15mm_Ch1413

Communication System: UID 0, UMTS-FDD (0); Frequency: 1732.6 MHz;Duty Cycle: 1:1
Medium: HSL_1800 Medium parameters used: f = 1733 MHz; σ = 1.312 S/m; ε_r = 37.426; ρ = 1000 kg/m^3
Ambient Temperature：23.2 ℃; Liquid Temperature：22.1 ℃

DASY5 Configuration:
- Probe: EX3DV4 - SN3974; ConvF(8.79, 8.79, 8.79) @ 1732.6 MHz; Calibrated: 2023/4/10
- Sensor-Surface: 2mm (Mechanical Surface Detection)
- Electronics: DAE4 Sn1423; Calibrated: 2023/3/17
- Phantom: SAM 2; Type: QD000P40CC; Serial: TP:1464
- Measurement SW: DASY52, Version 52.10 (4); SEMCAD X Version 14.6.14 (7501)

Ch1413/Area Scan (71x81x1): Interpolated grid: dx=1.500 mm, dy=1.500 mm
Maximum value of SAR (interpolated) = 0.245 W/kg

Ch1413/Zoom Scan (5x5x7)/Cube 0: Measurement grid: dx=8mm, dy=8mm, dz=5mm
Reference Value = 8.196 V/m; Power Drift = -0.03 dB
Peak SAR (extrapolated) = 0.283 W/kg
SAR(1 g) = 0.172 W/kg; SAR(10 g) = 0.102 W/kg
Smallest distance from peaks to all points 3 dB below = 15.8 mm
Ratio of SAR at M2 to SAR at M1 = 61.1%
Maximum value of SAR (measured) = 0.229 W/kg

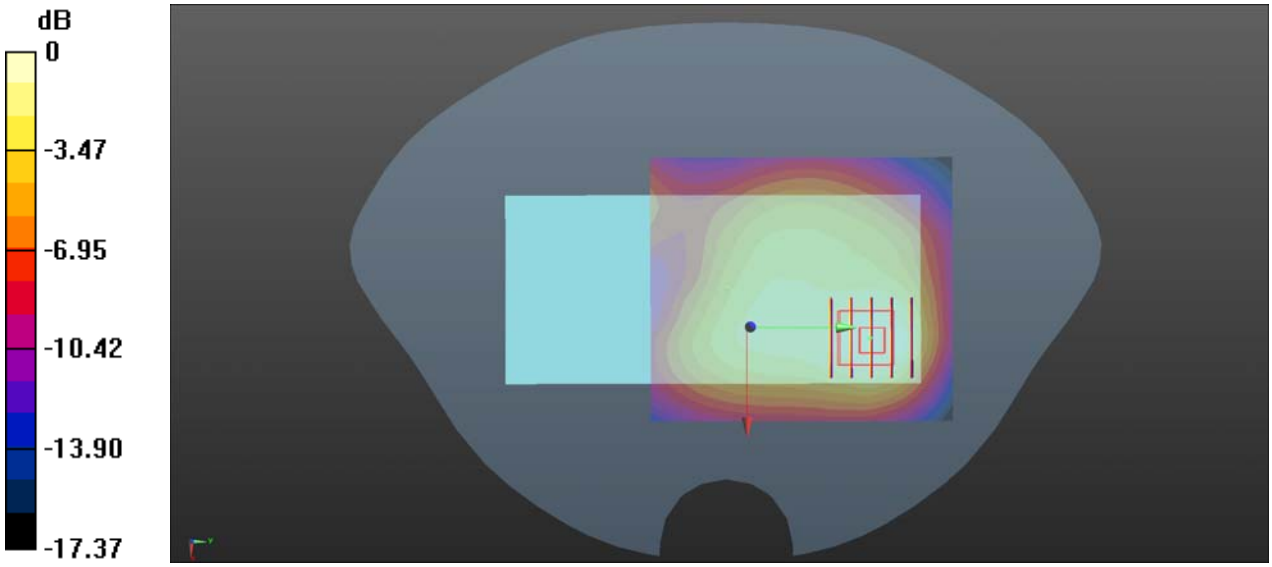

0 dB = 0.229 W/kg

Test Laboratory: Shenzhen Morlab Communications Technology Co., Ltd. Date: 2024/11/21

WCDMA Band V_RMC 12.2Kbps_Back Side 15mm_Ch4182

Communication System: UID 0, UMTS-FDD (0); Frequency: 836.4 MHz;Duty Cycle: 1:1
Medium: HSL_900 Medium parameters used: f = 836.4 MHz; σ = 0.874 S/m; ε_r = 40.485; ρ = 1000 kg/m^3
Ambient Temperature：23.2 ℃; Liquid Temperature：22.1 ℃

DASY5 Configuration:
- Probe: EX3DV4 - SN3974; ConvF(10.25, 10.25, 10.25) @ 836.4 MHz; Calibrated: 2023/4/10
- Sensor-Surface: 2mm (Mechanical Surface Detection)
- Electronics: DAE4 Sn1423; Calibrated: 2023/3/17
- Phantom: SAM 2; Type: QD000P40CC; Serial: TP:1464
- Measurement SW: DASY52, Version 52.10 (4); SEMCAD X Version 14.6.14 (7501)

Ch4182/Area Scan (71x121x1): Interpolated grid: dx=1.500 mm, dy=1.500 mm
Maximum value of SAR (interpolated) = 0.221 W/kg

Ch4182/Zoom Scan (5x5x7)/Cube 0: Measurement grid: dx=8mm, dy=8mm, dz=5mm
Reference Value = 15.12 V/m; Power Drift = -0.05 dB
Peak SAR (extrapolated) = 0.246 W/kg
SAR(1 g) = 0.190 W/kg; SAR(10 g) = 0.143 W/kg
Smallest distance from peaks to all points 3 dB below: Larger than measurement grid (> 16 mm)
Ratio of SAR at M2 to SAR at M1 = 76.7%
Maximum value of SAR (measured) = 0.221 W/kg

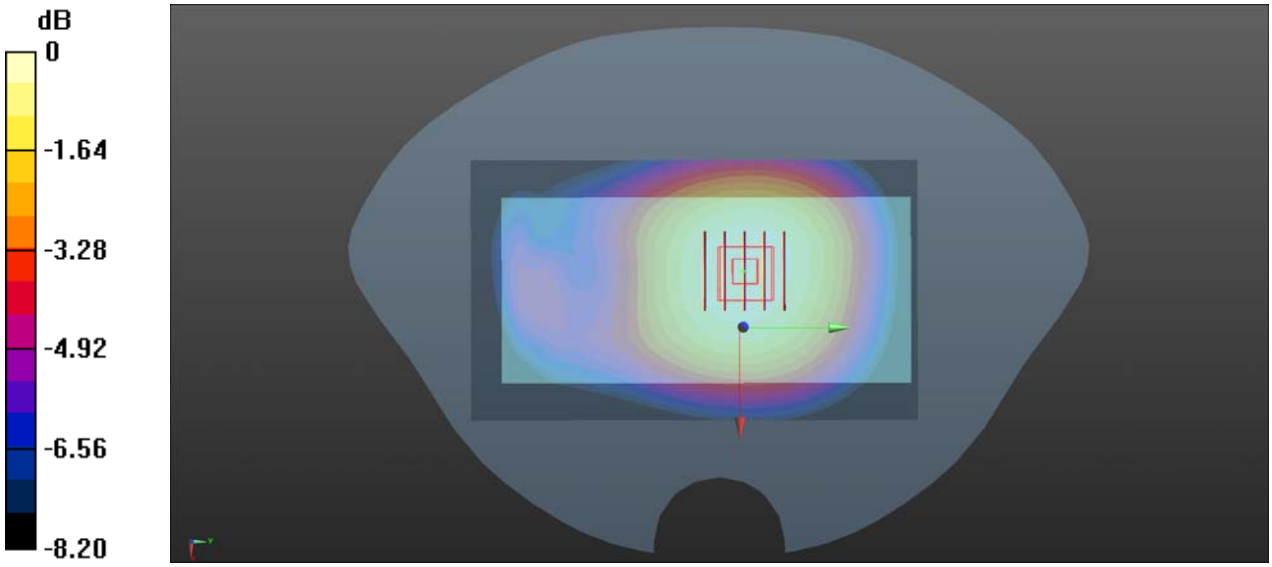

0 dB = 0.221 W/kg

Test Laboratory: Shenzhen Morlab Communications Technology Co., Ltd. Date: 2024/11/20

LTE Band 2_20MHz_QPSK_1RB_0Offset_Back Side 15mm_Ch18900

Communication System: UID 0, LTE (0); Frequency: 1880 MHz;Duty Cycle: 1:1
Medium: HSL_1800 Medium parameters used: f = 1880 MHz; σ = 1.285 S/m; ε_r = 37.159; ρ = 1000 kg/m^3
Ambient Temperature：23.2 ℃; Liquid Temperature：22.1 ℃

DASY5 Configuration:
- Probe: EX3DV4 - SN3974; ConvF(8.48, 8.48, 8.48) @ 1880 MHz; Calibrated: 2023/4/10
- Sensor-Surface: 2mm (Mechanical Surface Detection)
- Electronics: DAE4 Sn1423; Calibrated: 2023/3/17
- Phantom: SAM 2; Type: QD000P40CC; Serial: TP:1464
- Measurement SW: DASY52, Version 52.10 (4); SEMCAD X Version 14.6.14 (7501)

Ch18900/Area Scan (71x81x1): Interpolated grid: dx=1.500 mm, dy=1.500 mm
Maximum value of SAR (interpolated) = 0.601 W/kg

Ch18900/Zoom Scan (5x5x7)/Cube 0: Measurement grid: dx=8mm, dy=8mm, dz=5mm
Reference Value = 13.58 V/m; Power Drift = -0.02 dB
Peak SAR (extrapolated) = 0.706 W/kg
SAR(1 g) = 0.416 W/kg; SAR(10 g) = 0.239 W/kg
Smallest distance from peaks to all points 3 dB below = 14.8 mm
Ratio of SAR at M2 to SAR at M1 = 58.4%
Maximum value of SAR (measured) = 0.560 W/kg

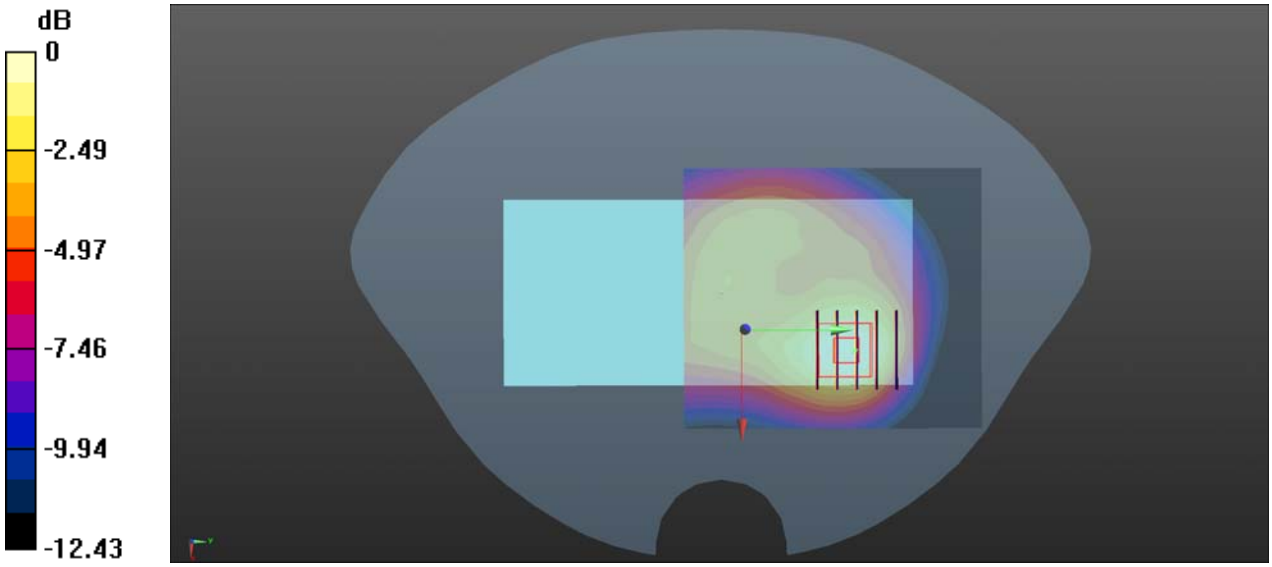

0 dB = 0.560 W/kg

Test Laboratory: Shenzhen Morlab Communications Technology Co., Ltd. Date: 2024/11/21

LTE Band 5_10MHz_QPSK_1RB_0Offset_Back Side 15mm_Ch20525

Communication System: UID 0, LTE (0); Frequency: 836.5 MHz;Duty Cycle: 1:1
Medium: HSL_900 Medium parameters used: f = 836.5 MHz; σ = 0.929 S/m; ε_r = 41.548; ρ = 1000 kg/m^3
Ambient Temperature：23.2 ℃; Liquid Temperature：22.1 ℃

DASY5 Configuration:
- Probe: EX3DV4 - SN3974; ConvF(10.25, 10.25, 10.25) @ 836.5 MHz; Calibrated: 2023/4/10
- Sensor-Surface: 2mm (Mechanical Surface Detection)
- Electronics: DAE4 Sn1423; Calibrated: 2023/3/17
- Phantom: SAM 2; Type: QD000P40CC; Serial: TP:1464
- Measurement SW: DASY52, Version 52.10 (4); SEMCAD X Version 14.6.14 (7501)

Ch20525/Area Scan (71x121x1): Interpolated grid: dx=1.500 mm, dy=1.500 mm
Maximum value of SAR (interpolated) = 0.274 W/kg

Ch20525/Zoom Scan (5x5x7)/Cube 0: Measurement grid: dx=8mm, dy=8mm, dz=5mm
Reference Value = 15.96 V/m; Power Drift = -0.02 dB
Peak SAR (extrapolated) = 0.304 W/kg
SAR(1 g) = 0.234 W/kg; SAR(10 g) = 0.175 W/kg
Smallest distance from peaks to all points 3 dB below: Larger than measurement grid (> 16 mm)
Ratio of SAR at M2 to SAR at M1 = 76.7%
Maximum value of SAR (measured) = 0.273 W/kg

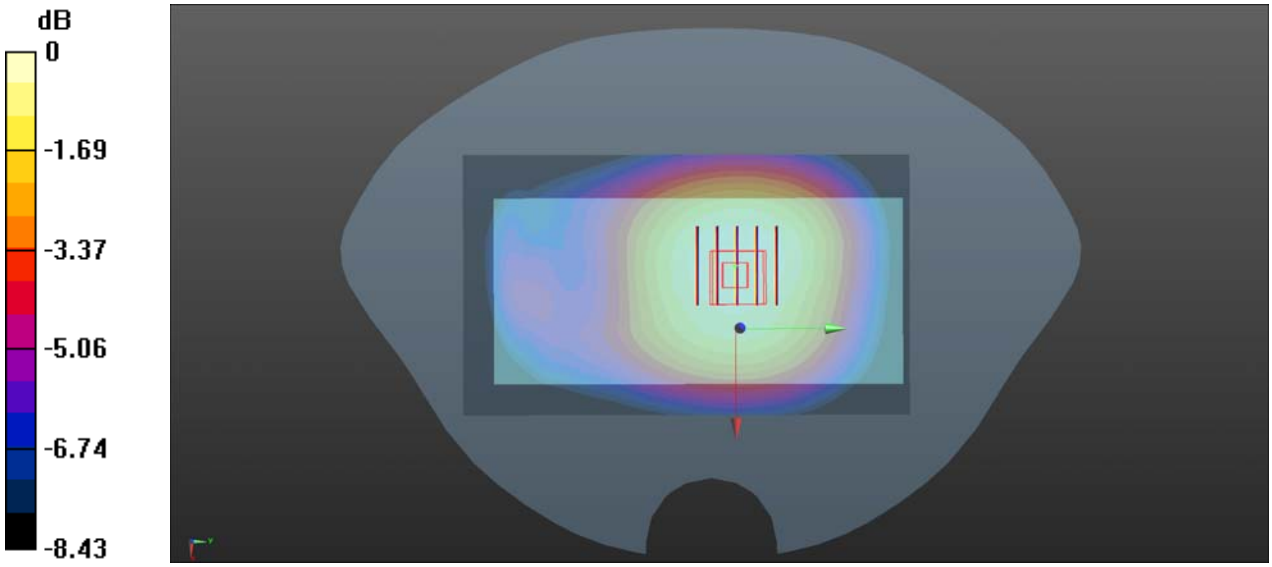

0 dB = 0.273 W/kg

Test Laboratory: Shenzhen Morlab Communications Technology Co., Ltd. Date: 2024/12/4

LTE Band 7_20MHz_QPSK_1RB_0Offset_Back Side 15mm_Ch21100

Communication System: UID 0, LTE (0); Frequency: 2535 MHz;Duty Cycle: 1:1
Medium: HSL_2600 Medium parameters used: f = 2535 MHz; σ = 1.973 S/m; ε_r = 36.849; ρ = 1000 kg/m^3
Ambient Temperature：23.2 ℃; Liquid Temperature：22.1 ℃

DASY5 Configuration:
- Probe: EX3DV4 - SN3974; ConvF(8.04, 8.04, 8.04) @ 2535 MHz; Calibrated: 2023/4/10
- Sensor-Surface: 2mm (Mechanical Surface Detection)
- Electronics: DAE4 Sn1423; Calibrated: 2023/3/17
- Phantom: SAM 2; Type: QD000P40CC; Serial: TP:1464
- Measurement SW: DASY52, Version 52.10 (4); SEMCAD X Version 14.6.14 (7501)

Ch21100/Area Scan (91x111x1): Interpolated grid: dx=1.200 mm, dy=1.200 mm
Maximum value of SAR (interpolated) = 0.903 W/kg

Ch21100/Zoom Scan (7x7x7)/Cube 0: Measurement grid: dx=5mm, dy=5mm, dz=5mm
Reference Value = 3.378 V/m; Power Drift = 0.07 dB
Peak SAR (extrapolated) = 1.11 W/kg
SAR(1 g) = 0.585 W/kg; SAR(10 g) = 0.289 W/kg
Smallest distance from peaks to all points 3 dB below = 9.8 mm
Ratio of SAR at M2 to SAR at M1 = 54%
Maximum value of SAR (measured) = 0.850 W/kg

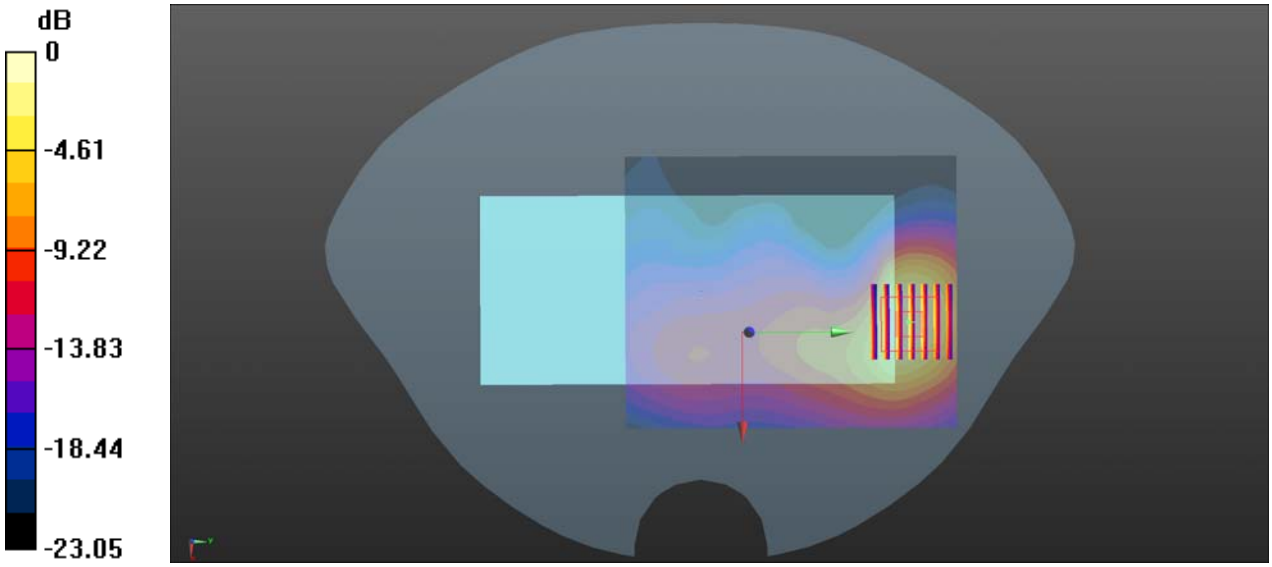

0 dB = 0.850 W/kg

Test Laboratory: Shenzhen Morlab Communications Technology Co., Ltd. Date: 2024/11/21

LTE Band 12_10MHz_QPSK_1RB_0Offset_Back Side 15mm_Ch23095

Communication System: UID 0, LTE (0); Frequency: 707.5 MHz;Duty Cycle: 1:1
Medium: HSL_750 Medium parameters used: f = 707.5 MHz; σ = 0.827 S/m; ε_r = 40.747; ρ = 1000 kg/m^3
Ambient Temperature：23.2 ℃; Liquid Temperature：22.1 ℃

DASY5 Configuration:
- Probe: EX3DV4 - SN3974; ConvF(10.63, 10.63, 10.63) @ 707.5 MHz; Calibrated: 2023/4/10
- Sensor-Surface: 2mm (Mechanical Surface Detection)
- Electronics: DAE4 Sn1423; Calibrated: 2023/3/17
- Phantom: SAM 2; Type: QD000P40CC; Serial: TP:1464
- Measurement SW: DASY52, Version 52.10 (4); SEMCAD X Version 14.6.14 (7501)

Ch23095/Area Scan (71x121x1): Interpolated grid: dx=1.500 mm, dy=1.500 mm
Maximum value of SAR (interpolated) = 0.342 W/kg

Ch23095/Zoom Scan (5x5x7)/Cube 0: Measurement grid: dx=8mm, dy=8mm, dz=5mm
Reference Value = 19.86 V/m; Power Drift = -0.03 dB
Peak SAR (extrapolated) = 0.381 W/kg
SAR(1 g) = 0.296 W/kg; SAR(10 g) = 0.224 W/kg
Smallest distance from peaks to all points 3 dB below: Larger than measurement grid (> 16 mm)
Ratio of SAR at M2 to SAR at M1 = 77.5%
Maximum value of SAR (measured) = 0.343 W/kg

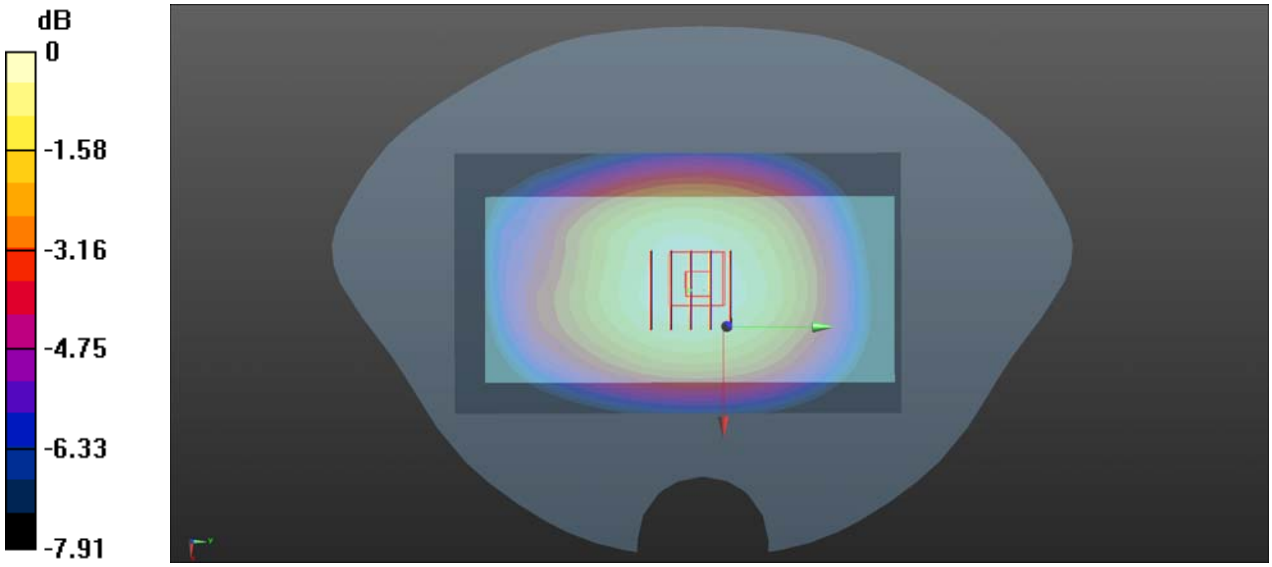

0 dB = 0.343 W/kg

Test Laboratory: Shenzhen Morlab Communications Technology Co., Ltd. Date: 2024/11/21

LTE Band 13_10MHz_QPSK_1RB_0Offset_Back Side 15mm_Ch23230

Communication System: UID 0, LTE (0); Frequency: 782 MHz;Duty Cycle: 1:1
Medium: HSL_750 Medium parameters used: f = 782 MHz; σ = 0.861 S/m; ε_r = 40.623; ρ = 1000 kg/m^3
Ambient Temperature：23.2 ℃; Liquid Temperature：22.1 ℃

DASY5 Configuration:
- Probe: EX3DV4 - SN3974; ConvF(10.63, 10.63, 10.63) @ 782 MHz; Calibrated: 2023/4/10
- Sensor-Surface: 2mm (Mechanical Surface Detection)
- Electronics: DAE4 Sn1423; Calibrated: 2023/3/17
- Phantom: SAM 2; Type: QD000P40CC; Serial: TP:1464
- Measurement SW: DASY52, Version 52.10 (4); SEMCAD X Version 14.6.14 (7501)

Ch23230/Area Scan (71x121x1): Interpolated grid: dx=1.500 mm, dy=1.500 mm
Maximum value of SAR (interpolated) = 0.264 W/kg

Ch23230/Zoom Scan (5x5x7)/Cube 0: Measurement grid: dx=8mm, dy=8mm, dz=5mm
Reference Value = 16.70 V/m; Power Drift = -0.04 dB
Peak SAR (extrapolated) = 0.298 W/kg
SAR(1 g) = 0.230 W/kg; SAR(10 g) = 0.174 W/kg
Smallest distance from peaks to all points 3 dB below: Larger than measurement grid (> 16 mm)
Ratio of SAR at M2 to SAR at M1 = 77.1%
Maximum value of SAR (measured) = 0.268 W/kg

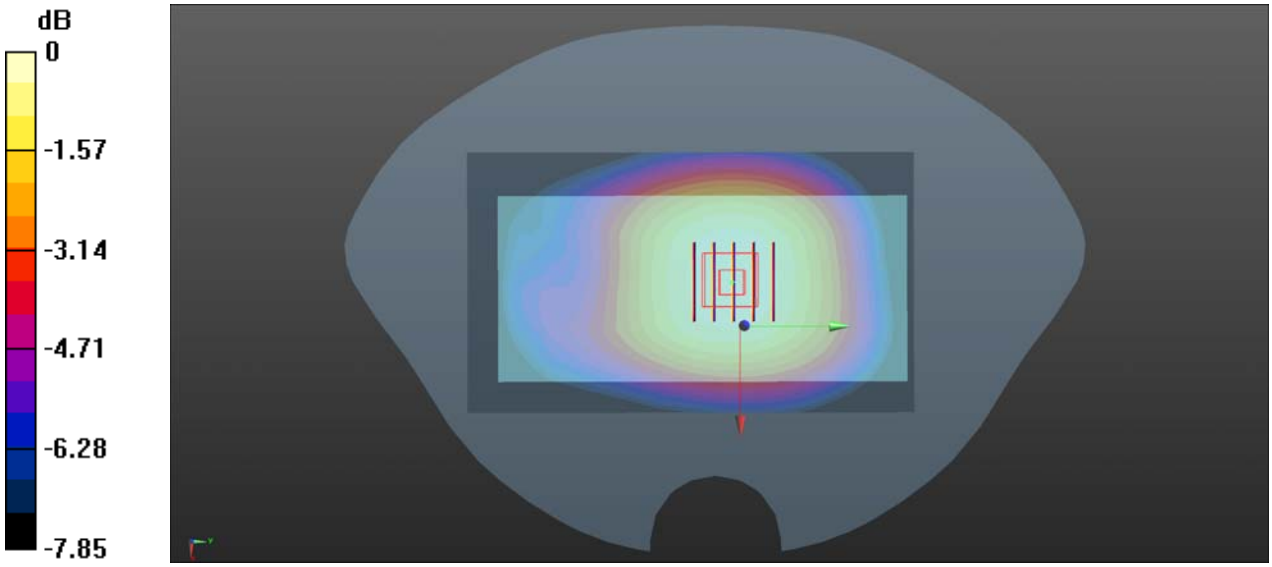

0 dB = 0.268 W/kg

Test Laboratory: Shenzhen Morlab Communications Technology Co., Ltd. Date: 2024/11/20

LTE Band 38_20MHz_QPSK_1RB_0Offset_Back Side 15mm_Ch38000

Communication System: UID 0, LTE (0); Frequency: 2595 MHz;Duty Cycle: 1:1.59
Medium: HSL_2600 Medium parameters used: f = 2595 MHz; σ = 2.025 S/m; ε_r = 36.771; ρ = 1000 kg/m^3
Ambient Temperature：23.2 ℃; Liquid Temperature：22.1 ℃

DASY5 Configuration:
- Probe: EX3DV4 - SN3974; ConvF(7.78, 7.78, 7.78) @ 2595 MHz; Calibrated: 2023/4/10
- Sensor-Surface: 2mm (Mechanical Surface Detection)
- Electronics: DAE4 Sn1423; Calibrated: 2023/3/17
- Phantom: SAM 2; Type: QD000P40CC; Serial: TP:1464
- Measurement SW: DASY52, Version 52.10 (4); SEMCAD X Version 14.6.14 (7501)

Ch38000/Area Scan (91x101x1): Interpolated grid: dx=1.200 mm, dy=1.200 mm
Maximum value of SAR (interpolated) = 0.470 W/kg

Ch38000/Zoom Scan (7x7x7)/Cube 0: Measurement grid: dx=5mm, dy=5mm, dz=5mm
Reference Value = 2.481 V/m; Power Drift = 0.06 dB
Peak SAR (extrapolated) = 0.612 W/kg
SAR(1 g) = 0.315 W/kg; SAR(10 g) = 0.154 W/kg
Smallest distance from peaks to all points 3 dB below = 10.4 mm
Ratio of SAR at M2 to SAR at M1 = 52%
Maximum value of SAR (measured) = 0.455 W/kg

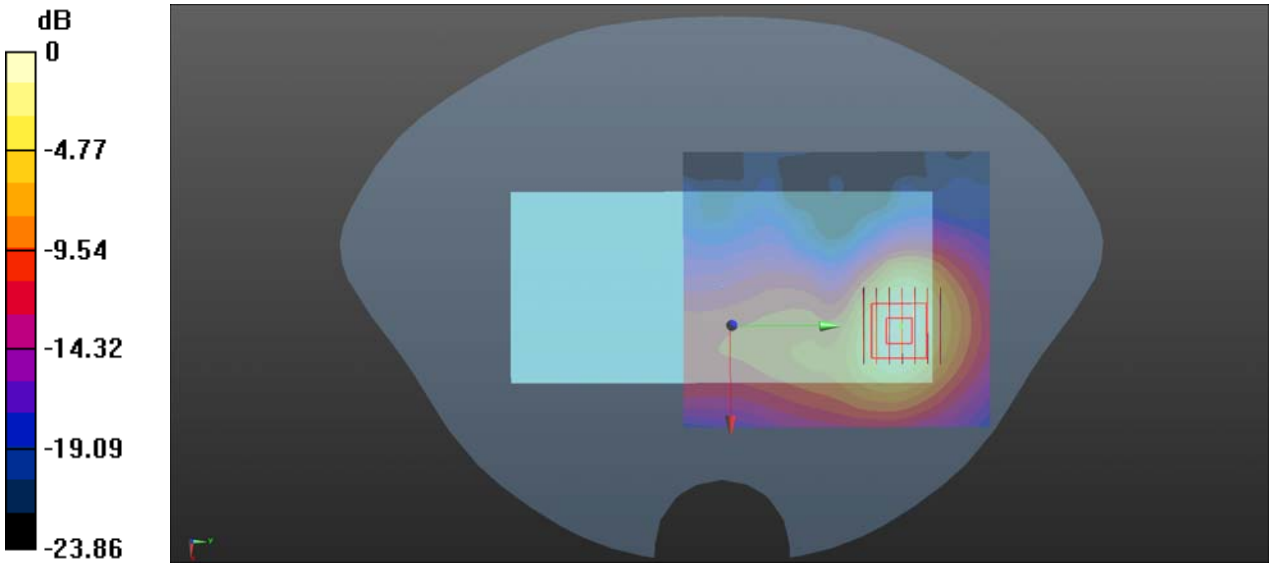

0 dB = 0.455 W/kg

Test Laboratory: Shenzhen Morlab Communications Technology Co., Ltd. Date: 2024/11/20

LTE Band 40_10MHz_QPSK_1RB_0Offset_Back Side 15mm_Ch39200

Communication System: UID 0, LTE (0); Frequency: 2355 MHz;Duty Cycle: 1:1.59
Medium: HSL_2300 Medium parameters used: f = 2355 MHz; σ = 1.588 S/m; ε_r = 37.136; ρ = 1000 kg/m^3
Ambient Temperature：23.2 ℃; Liquid Temperature：22.1 ℃

DASY5 Configuration:
- Probe: EX3DV4 - SN3974; ConvF(8.31, 8.31, 8.31) @ 2355 MHz; Calibrated: 2023/4/10
- Sensor-Surface: 2mm (Mechanical Surface Detection)
- Electronics: DAE4 Sn1423; Calibrated: 2023/3/17
- Phantom: SAM 2; Type: QD000P40CC; Serial: TP:1464
- Measurement SW: DASY52, Version 52.10 (4); SEMCAD X Version 14.6.14 (7501)

Ch39200/Area Scan (91x101x1): Interpolated grid: dx=1.200 mm, dy=1.200 mm
Maximum value of SAR (interpolated) = 0.323 W/kg

Ch39200/Zoom Scan (7x7x7)/Cube 0: Measurement grid: dx=5mm, dy=5mm, dz=5mm
Reference Value = 0.9190 V/m; Power Drift = 0.08 dB
Peak SAR (extrapolated) = 0.393 W/kg
SAR(1 g) = 0.211 W/kg; SAR(10 g) = 0.107 W/kg
Smallest distance from peaks to all points 3 dB below = 10.4 mm
Ratio of SAR at M2 to SAR at M1 = 54.7%
Maximum value of SAR (measured) = 0.298 W/kg

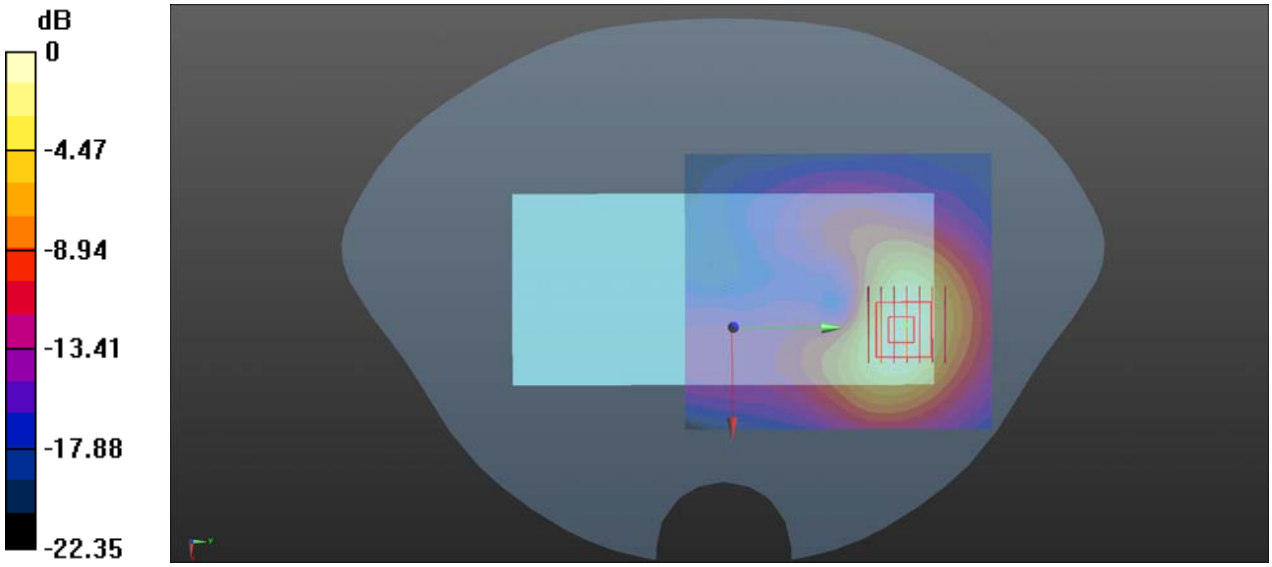

0 dB = 0.298 W/kg

Test Laboratory: Shenzhen Morlab Communications Technology Co., Ltd. Date: 2024/11/21

LTE Band 66_20MHz_QPSK_1RB_0Offset_Back Side 15mm_Ch132322

Communication System: UID 0, LTE (0); Frequency: 1745 MHz;Duty Cycle: 1:1
Medium: HSL_1800 Medium parameters used: f = 1745 MHz; σ = 1.319 S/m; ε_r = 37.41; ρ = 1000 kg/m^3
Ambient Temperature：23.2 ℃; Liquid Temperature：22.1 ℃

DASY5 Configuration:
- Probe: EX3DV4 - SN3974; ConvF(8.79, 8.79, 8.79) @ 1745 MHz; Calibrated: 2023/4/10
- Sensor-Surface: 2mm (Mechanical Surface Detection)
- Electronics: DAE4 Sn1423; Calibrated: 2023/3/17
- Phantom: SAM 2; Type: QD000P40CC; Serial: TP:1464
- Measurement SW: DASY52, Version 52.10 (4); SEMCAD X Version 14.6.14 (7501)

Ch132322/Area Scan (71x81x1): Interpolated grid: dx=1.500 mm, dy=1.500 mm
Maximum value of SAR (interpolated) = 0.573 W/kg

Ch132322/Zoom Scan (5x5x7)/Cube 0: Measurement grid: dx=8mm, dy=8mm, dz=5mm
Reference Value = 12.47 V/m; Power Drift = -0.08 dB
Peak SAR (extrapolated) = 0.638 W/kg
SAR(1 g) = 0.386 W/kg; SAR(10 g) = 0.229 W/kg
Smallest distance from peaks to all points 3 dB below = 15.8 mm
Ratio of SAR at M2 to SAR at M1 = 60.4%
Maximum value of SAR (measured) = 0.514 W/kg

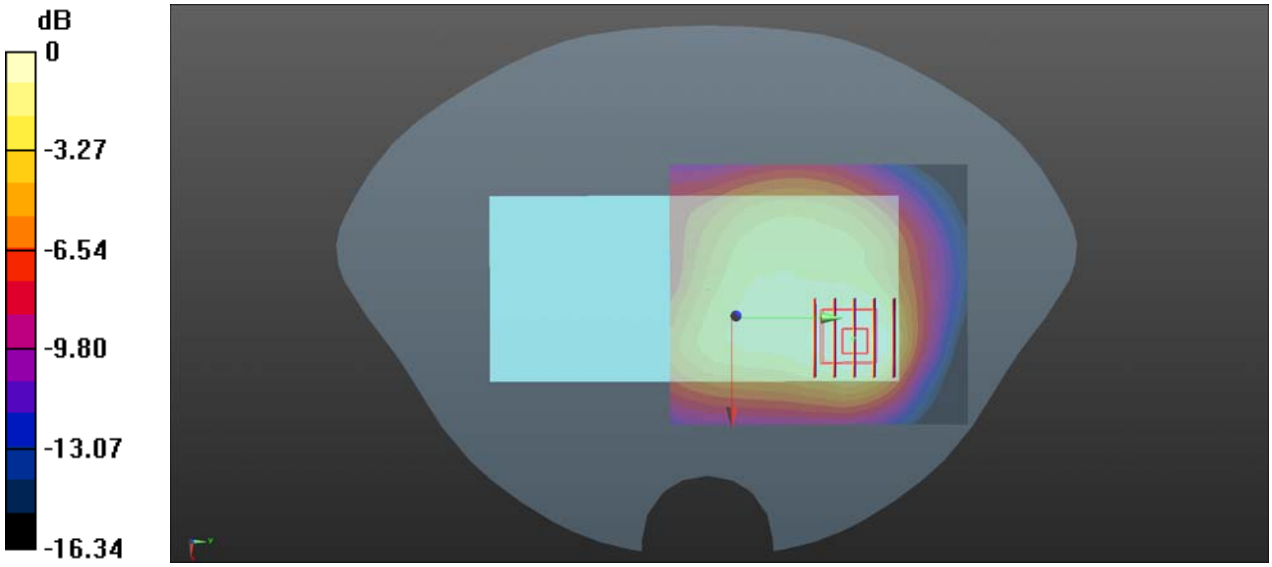

0 dB = 0.514 W/kg

Test Laboratory: Shenzhen Morlab Communications Technology Co., Ltd. Date: 2024/11/23

WLAN2.4GHz_802.11b 1Mbps_Back Side_15mm_Ch1

Communication System: UID 0, WLAN 2.4GHz 802.11b (0); Frequency: 2412 MHz;Duty Cycle: 1:1.022
Medium: HSL_2450 Medium parameters used: f = 2412 MHz; σ = 1.874 S/m; ε_r = 39.484; ρ = 1000 kg/m^3
Ambient Temperature：23.2 ℃; Liquid Temperature：22.1 ℃

DASY5 Configuration:
- Probe: EX3DV4 - SN3974; ConvF(8.04, 8.04, 8.04) @ 2412 MHz; Calibrated: 2024/4/10
- Sensor-Surface: 2mm (Mechanical Surface Detection)
- Electronics: DAE4 Sn1423; Calibrated: 2024/3/17
- Phantom: SAM 2; Type: QD000P40CC; Serial: TP:1464
- Measurement SW: DASY52, Version 52.10 (4); SEMCAD X Version 14.6.14 (7501)

Ch1/Area Scan (91x101x1): Interpolated grid: dx=1.200 mm, dy=1.200 mm
Maximum value of SAR (interpolated) = 0.147 W/kg

Ch1/Zoom Scan (7x7x7)/Cube 0: Measurement grid: dx=5mm, dy=5mm, dz=5mm
Reference Value = 3.653 V/m; Power Drift = -0.04 dB
Peak SAR (extrapolated) = 0.182 W/kg
SAR(1 g) = 0.094 W/kg; SAR(10 g) = 0.048 W/kg
Smallest distance from peaks to all points 3 dB below = 14.4 mm
Ratio of SAR at M2 to SAR at M1 = 50.6%
Maximum value of SAR (measured) = 0.135 W/kg

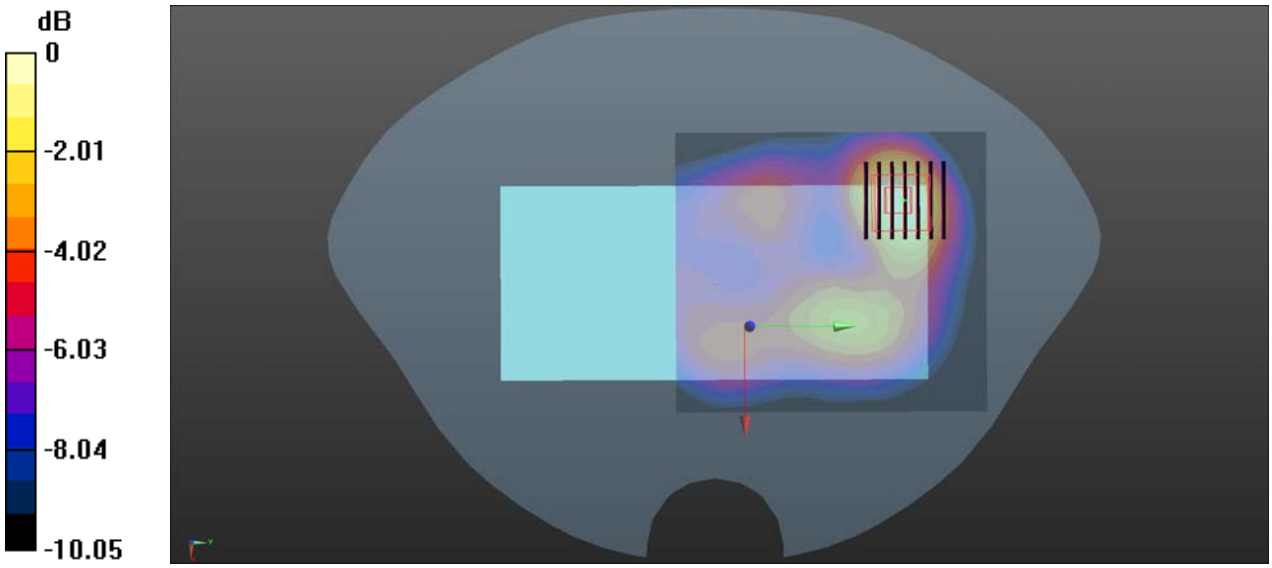

0 dB = 0.135 W/kg

Test Laboratory: Shenzhen Morlab Communications Technology Co., Ltd. Date: 2024/11/23

WLAN5.2GHz_802.11a 6Mbps_Back Side_15mm_Ch36

Communication System: UID 0, WLAN 5GHz (0); Frequency: 5180 MHz;Duty Cycle: 1:1.122
Medium: HSL_5250 Medium parameters used: f = 5180 MHz; σ = 4.73 S/m; ε_r = 35.397; ρ = 1000 kg/m^3
Ambient Temperature：23.2 ℃; Liquid Temperature：22.1 ℃

DASY5 Configuration:
- Probe: EX3DV4 - SN3974; ConvF(5.67, 5.67, 5.67) @ 5180 MHz; Calibrated: 2023/4/10
- Sensor-Surface: 2mm (Mechanical Surface Detection)
- Electronics: DAE4 Sn1423; Calibrated: 2023/3/17
- Phantom: SAM 2; Type: QD000P40CC; Serial: TP:1464
- Measurement SW: DASY52, Version 52.10 (4); SEMCAD X Version 14.6.14 (7501)

Ch36/Area Scan (101x121x1): Interpolated grid: dx=1.000 mm, dy=1.000 mm
Maximum value of SAR (interpolated) = 0.0880 W/kg

Ch36/Zoom Scan (8x8x15)/Cube 0: Measurement grid: dx=4mm, dy=4mm, dz=2mm
Reference Value = 0.8390 V/m; Power Drift = -0.01 dB
Peak SAR (extrapolated) = 0.155 W/kg
SAR(1 g) = 0.046 W/kg; SAR(10 g) = 0.018 W/kg
Smallest distance from peaks to all points 3 dB below: Larger than measurement grid (> 14 mm)
Ratio of SAR at M2 to SAR at M1 = 52.3%
Maximum value of SAR (measured) = 0.0845 W/kg

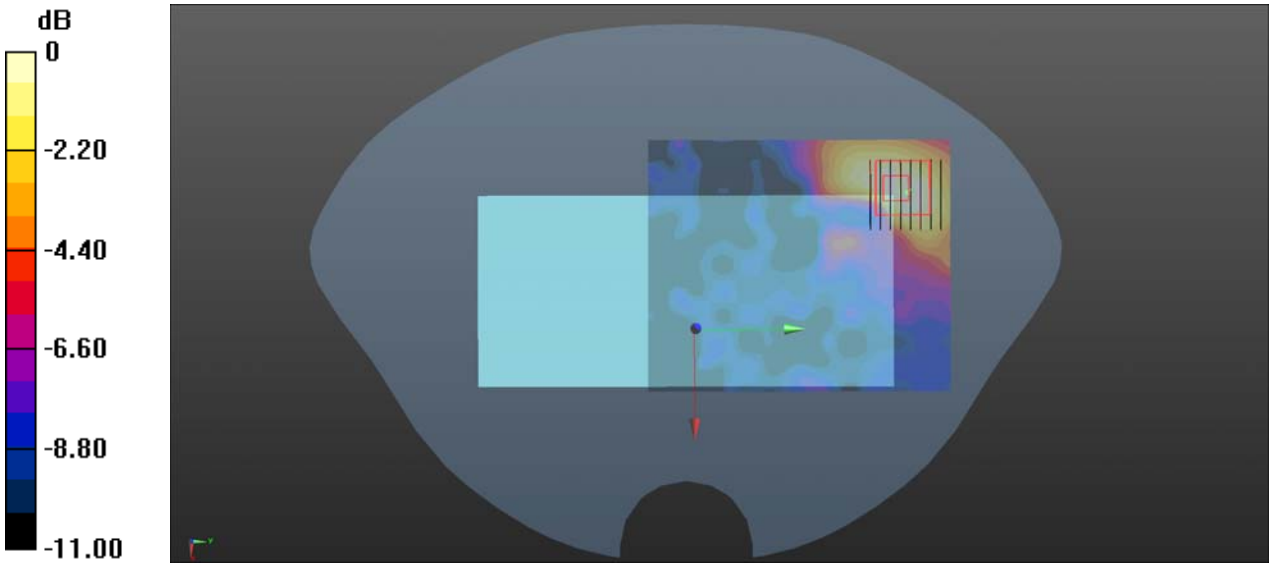

0 dB = 0.0845 W/kg

Test Laboratory: Shenzhen Morlab Communications Technology Co., Ltd. Date: 2024/11/30

WLAN5.3GHz_802.11a 6Mbps_Back Side_15mm_Ch52

Communication System: UID 0, WLAN 5GHz (0); Frequency: 5260 MHz;Duty Cycle: 1:1.129
Medium: HSL_5250 Medium parameters used: f = 5260 MHz; σ = 4.82 S/m; ε_r = 35.244; ρ = 1000 kg/m^3
Ambient Temperature：23.2 ℃; Liquid Temperature：22.1 ℃

DASY5 Configuration:
- Probe: EX3DV4 - SN3974; ConvF(5.67, 5.67, 5.67) @ 5260 MHz; Calibrated: 2024/4/10
- Sensor-Surface: 2mm (Mechanical Surface Detection)
- Electronics: DAE4 Sn1423; Calibrated: 2024/3/17
- Phantom: SAM 2; Type: QD000P40CC; Serial: TP:1464
- Measurement SW: DASY52, Version 52.10 (4); SEMCAD X Version 14.6.14 (7501)

Ch52/Area Scan (101x121x1): Interpolated grid: dx=1.000 mm, dy=1.000 mm
Maximum value of SAR (interpolated) = 0.187 W/kg

Ch52/Zoom Scan (8x8x15)/Cube 0: Measurement grid: dx=4mm, dy=4mm, dz=2mm
Reference Value = 1.272 V/m; Power Drift = -0.09 dB
Peak SAR (extrapolated) = 0.352 W/kg
SAR(1 g) = 0.103 W/kg; SAR(10 g) = 0.043 W/kg
Smallest distance from peaks to all points 3 dB below = 12.5 mm
Ratio of SAR at M2 to SAR at M1 = 55.6%
Maximum value of SAR (measured) = 0.184 W/kg

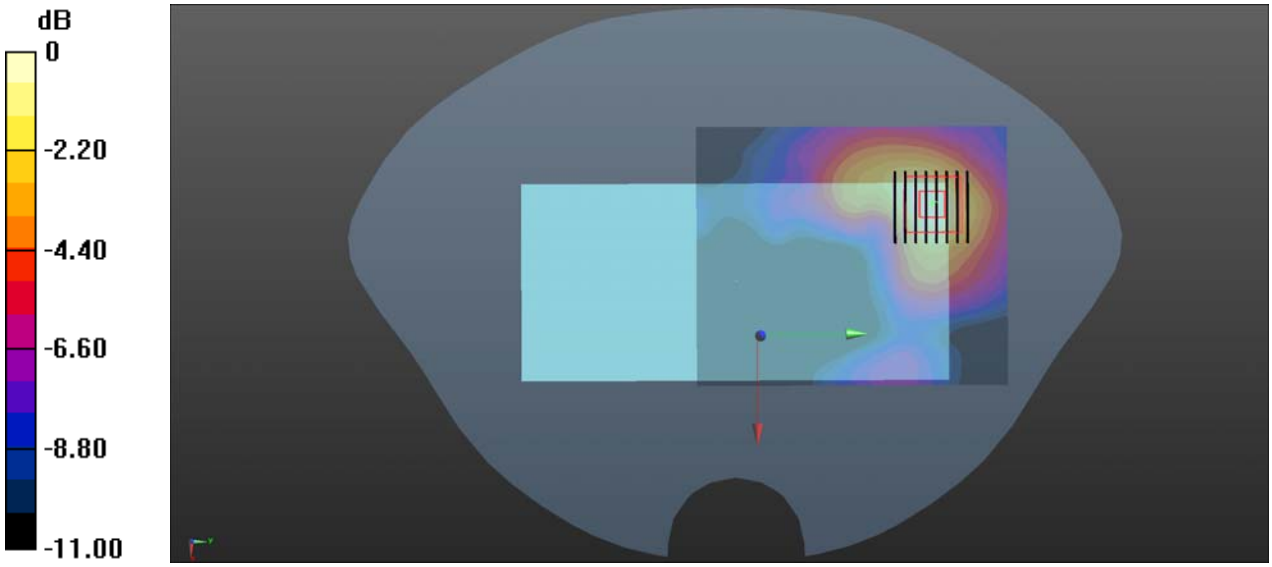

0 dB = 0.184 W/kg

Test Laboratory: Shenzhen Morlab Communications Technology Co., Ltd. Date: 2024/11/24

WLAN5.5GHz_802.11a 6Mbps_Back Side_15mm_Ch100

Communication System: UID 0, WLAN 5GHz (0); Frequency: 5500 MHz;Duty Cycle: 1:1.122
Medium: HSL_5600 Medium parameters used: f = 5500 MHz; σ = 4.973 S/m; ε_r = 35.43; ρ = 1000 kg/m^3
Ambient Temperature：23.2 ℃; Liquid Temperature：22.1 ℃

DASY5 Configuration:
- Probe: EX3DV4 - SN3974; ConvF(5.05, 5.05, 5.05) @ 5500 MHz; Calibrated: 2024/4/10
- Sensor-Surface: 2mm (Mechanical Surface Detection)
- Electronics: DAE4 Sn1423; Calibrated: 2024/3/17
- Phantom: SAM 2; Type: QD000P40CC; Serial: TP:1464
- Measurement SW: DASY52, Version 52.10 (4); SEMCAD X Version 14.6.14 (7501)

Ch100/Area Scan (101x121x1): Interpolated grid: dx=1.000 mm, dy=1.000 mm
Maximum value of SAR (interpolated) = 0.0945 W/kg

Ch100/Zoom Scan (8x8x15)/Cube 0: Measurement grid: dx=4mm, dy=4mm, dz=2mm
Reference Value = 1.158 V/m; Power Drift = -0.05 dB
Peak SAR (extrapolated) = 0.192 W/kg
SAR(1 g) = 0.047 W/kg; SAR(10 g) = 0.019 W/kg
Smallest distance from peaks to all points 3 dB below: Larger than measurement grid (> 14 mm)
Ratio of SAR at M2 to SAR at M1 = 48.7%
Maximum value of SAR (measured) = 0.0865 W/kg

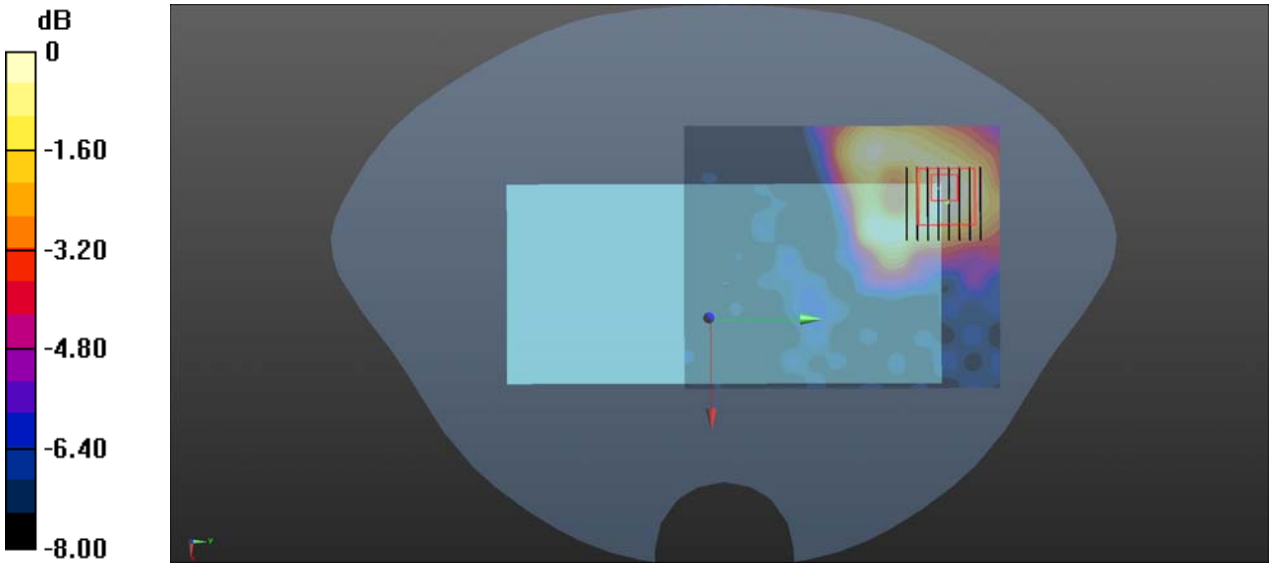

0 dB = 0.0865 W/kg

Test Laboratory: Shenzhen Morlab Communications Technology Co., Ltd. Date: 2024/11/24

WLAN5.8GHz_802.11a 6Mbps_Back Side_15mm_Ch165

Communication System: UID 0, WLAN 5GHz (0); Frequency: 5825 MHz;Duty Cycle: 1:1.18
Medium: HSL_5750 Medium parameters used: f = 5825 MHz; σ = 5.352 S/m; ε_r = 34.818; ρ = 1000 kg/m^3
Ambient Temperature：23.2 ℃; Liquid Temperature：22.1 ℃

DASY5 Configuration:
- Probe: EX3DV4 - SN3974; ConvF(5.16, 5.16, 5.16) @ 5825 MHz; Calibrated: 2024/4/10
- Sensor-Surface: 2mm (Mechanical Surface Detection)
- Electronics: DAE4 Sn1423; Calibrated: 2024/3/17
- Phantom: SAM 2; Type: QD000P40CC; Serial: TP:1464
- Measurement SW: DASY52, Version 52.10 (4); SEMCAD X Version 14.6.14 (7501)

Ch165/Area Scan (101x121x1): Interpolated grid: dx=1.000 mm, dy=1.000 mm
Maximum value of SAR (interpolated) = 0.178 W/kg

Ch165/Zoom Scan (8x8x15)/Cube 0: Measurement grid: dx=4mm, dy=4mm, dz=2mm
Reference Value = 0.5190 V/m; Power Drift = 0.05 dB
Peak SAR (extrapolated) = 0.386 W/kg
SAR(1 g) = 0.086 W/kg; SAR(10 g) = 0.027 W/kg
Smallest distance from peaks to all points 3 dB below = 7.6 mm
Ratio of SAR at M2 to SAR at M1 = 48.8%
Maximum value of SAR (measured) = 0.178 W/kg

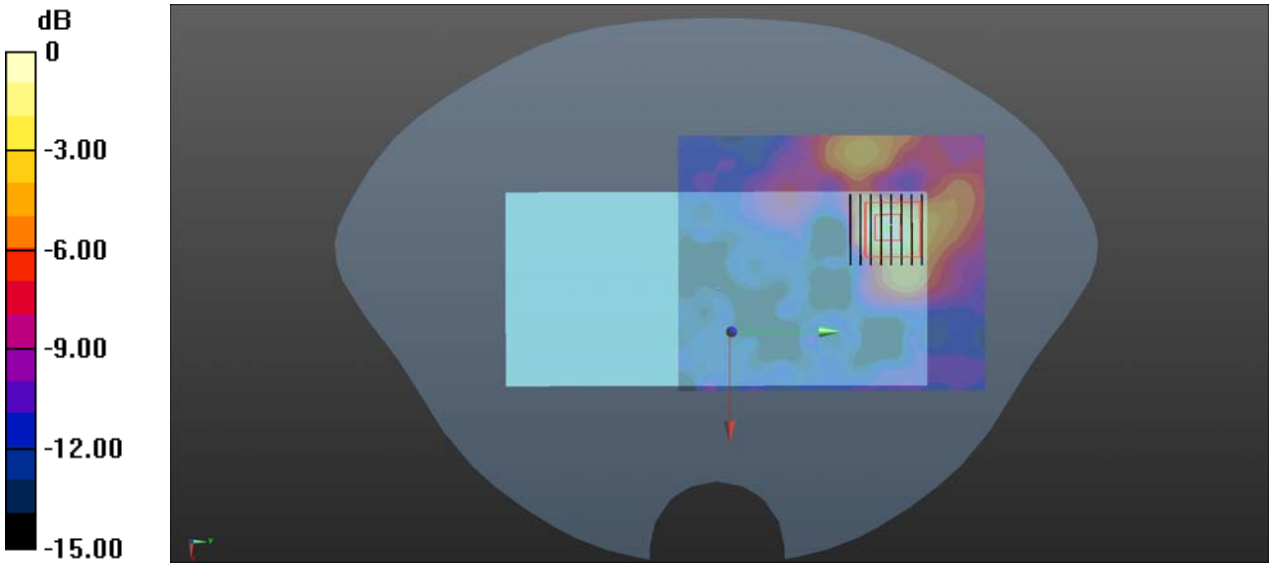

0 dB = 0.178 W/kg

Test Laboratory: Shenzhen Morlab Communications Technology Co., Ltd. Date: 2024/11/25

Bletooth_DH5_Back Side_15mm_Ch0

Communication System: UID 0, Bluetooth (0); Frequency: 2402 MHz;Duty Cycle: 1:1.073
Medium: HSL_2450 Medium parameters used: f = 2402 MHz; σ = 1.877 S/m; ε_r = 39.478; ρ = 1000 kg/m^3
Ambient Temperature：23.2 ℃; Liquid Temperature：22.1 ℃

DASY5 Configuration:
- Probe: EX3DV4 - SN3974; ConvF(8.04, 8.04, 8.04) @ 2402 MHz; Calibrated: 2024/4/10
- Sensor-Surface: 2mm (Mechanical Surface Detection)
- Electronics: DAE4 Sn1423; Calibrated: 2024/3/17
- Phantom: SAM 2; Type: QD000P40CC; Serial: TP:1464
- Measurement SW: DASY52, Version 52.10 (4); SEMCAD X Version 14.6.14 (7501)

Ch0/Area Scan (91x101x1): Interpolated grid: dx=1.200 mm, dy=1.200 mm
Maximum value of SAR (interpolated) = 0.0388 W/kg

Ch0/Zoom Scan (7x7x7)/Cube 0: Measurement grid: dx=5mm, dy=5mm, dz=5mm
Reference Value = 1.012 V/m; Power Drift = 0.15 dB
Peak SAR (extrapolated) = 0.0450 W/kg
SAR(1 g) = 0.0081 W/kg; SAR(10 g) = 0.0042 W/kg
Smallest distance from peaks to all points 3 dB below: Larger than measurement grid (> 15 mm)
Ratio of SAR at M2 to SAR at M1 = 43.9%
Maximum value of SAR (measured) = 0.0339 W/kg

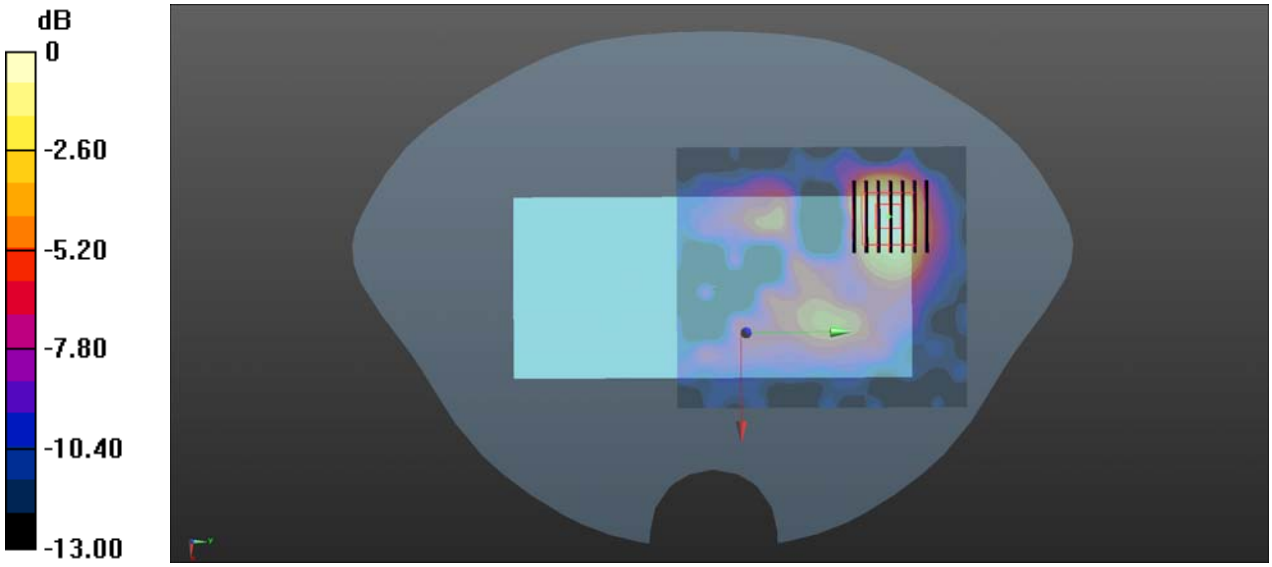

0 dB = 0.0339 W/kg

Test Laboratory: Shenzhen Morlab Communications Technology Co., Ltd. Date: 2024/12/2

LTE Band 2_20MHz_QPSK_1RB_0Offset_Left Side 0mm_Ch18900

Communication System: UID 0, LTE (0); Frequency: 1880 MHz;Duty Cycle: 1:1
Medium: HSL_1900 Medium parameters used: f = 1880 MHz; σ = 1.285 S/m; ε_r = 37.159; ρ = 1000 kg/m^3
Ambient Temperature：23.2 ℃; Liquid Temperature：22.1 ℃

DASY5 Configuration:
- Probe: EX3DV4 - SN3974; ConvF(8.48, 8.48, 8.48) @ 1880 MHz; Calibrated: 2024/4/10
- Sensor-Surface: 2mm (Mechanical Surface Detection)
- Electronics: DAE4 Sn1423; Calibrated: 2024/3/17
- Phantom: SAM 2; Type: QD000P40CC; Serial: TP:1464
- Measurement SW: DASY52, Version 52.10 (4); SEMCAD X Version 14.6.14 (7501)

Ch18900/Area Scan (41x81x1): Interpolated grid: dx=1.500 mm, dy=1.500 mm
Maximum value of SAR (interpolated) = 5.78 W/kg

Ch18900/Zoom Scan (5x5x7)/Cube 0: Measurement grid: dx=8mm, dy=8mm, dz=5mm
Reference Value = 24.24 V/m; Power Drift = 0.06 dB
Peak SAR (extrapolated) = 8.29 W/kg
SAR(1 g) = 3.62 W/kg; SAR(10 g) = 1.62 W/kg
Smallest distance from peaks to all points 3 dB below = 6.6 mm
Ratio of SAR at M2 to SAR at M1 = 43%
Maximum value of SAR (measured) = 5.91 W/kg

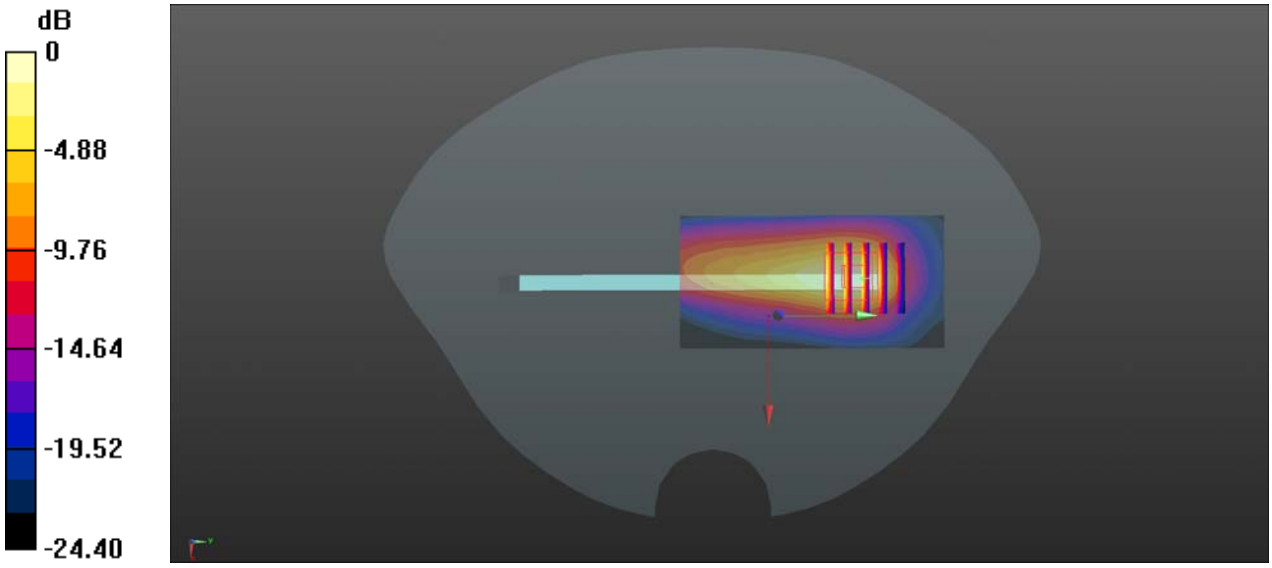

0 dB = 5.78 W/kg

Test Laboratory: Shenzhen Morlab Communications Technology Co., Ltd. Date: 2024/12/4

LTE Band 7_20MHz_QPSK_1RB_0Offset_Top Side 0mm_Ch21100

Communication System: UID 0, LTE (0); Frequency: 2535 MHz;Duty Cycle: 1:1
Medium: HSL_2600 Medium parameters used: f = 2535 MHz; σ = 1.973 S/m; ε_r = 36.849; ρ = 1000 kg/m^3
Ambient Temperature：23.2 ℃; Liquid Temperature：22.1 ℃

DASY5 Configuration:
- Probe: EX3DV4 - SN3974; ConvF(8.04, 8.04, 8.04) @ 2535 MHz; Calibrated: 2024/4/10
- Sensor-Surface: 2mm (Mechanical Surface Detection)
- Electronics: DAE4 Sn1423; Calibrated: 2024/3/17
- Phantom: SAM 2; Type: QD000P40CC; Serial: TP:1464
- Measurement SW: DASY52, Version 52.10 (4); SEMCAD X Version 14.6.14 (7501)

Ch21100/Area Scan (51x101x1): Interpolated grid: dx=1.200 mm, dy=1.200 mm
Maximum value of SAR (interpolated) = 14.6 W/kg

Ch21100/Zoom Scan (7x7x7)/Cube 0: Measurement grid: dx=5mm, dy=5mm, dz=5mm
Reference Value = 36.96 V/m; Power Drift = -0.09 dB
Peak SAR (extrapolated) = 21.6 W/kg
SAR(1 g) = 7.9 W/kg; SAR(10 g) = 2.91 W/kg
Smallest distance from peaks to all points 3 dB below = 6 mm
Ratio of SAR at M2 to SAR at M1 = 38.6%
Maximum value of SAR (measured) = 14.4 W/kg

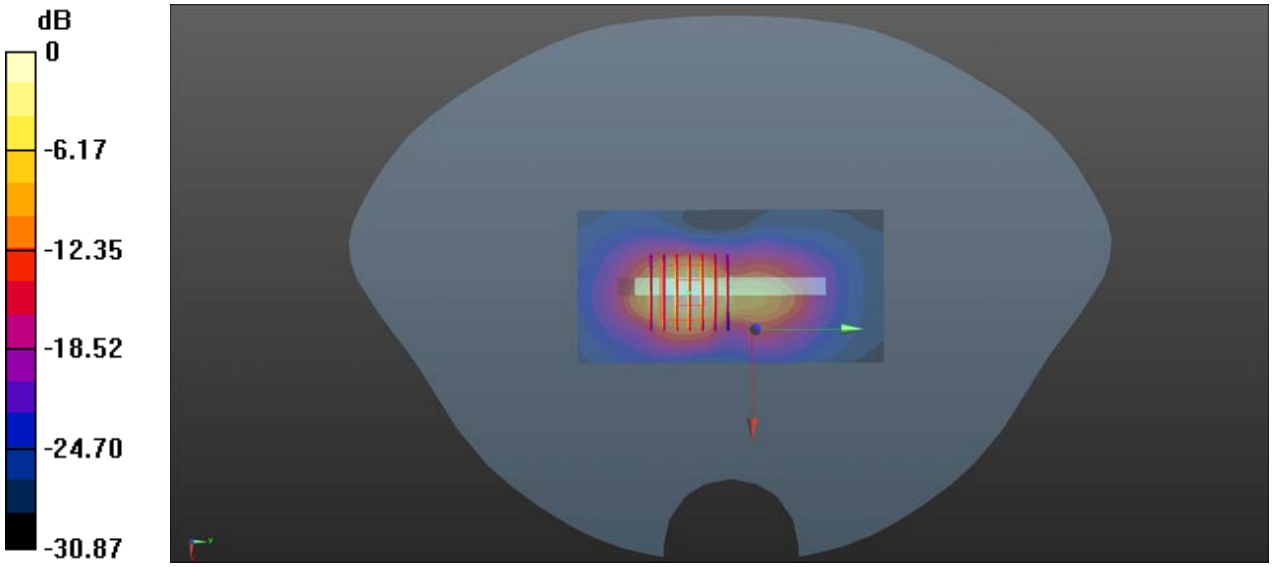

0 dB = 14.4 W/kg

Test Laboratory: Shenzhen Morlab Communications Technology Co., Ltd. Date: 2024/11/23

LTE Band 38_20MHz_QPSK_1RB_0Offset_Top Side 0mm_Ch37850

Communication System: UID 0, LTE (0); Frequency: 2580 MHz;Duty Cycle: 1:1.59
Medium: HSL_2600 Medium parameters used: f = 2580 MHz; σ = 2.019 S/m; ε_r = 36.833; ρ = 1000 kg/m^3
Ambient Temperature：23.2 ℃; Liquid Temperature：22.3 ℃

DASY5 Configuration:
- Probe: EX3DV4 - SN3974; ConvF(7.78, 7.78, 7.78) @ 2580 MHz; Calibrated: 2024/4/10
- Sensor-Surface: 2mm (Mechanical Surface Detection)
- Electronics: DAE4 Sn1423; Calibrated: 2024/3/17
- Phantom: SAM 2; Type: QD000P40CC; Serial: TP:1464
- Measurement SW: DASY52, Version 52.10 (4); SEMCAD X Version 14.6.14 (7501)

Ch37850/Area Scan (51x101x1): Interpolated grid: dx=1.200 mm, dy=1.200 mm
Maximum value of SAR (interpolated) = 8.75 W/kg

Ch37850/Zoom Scan (7x7x7)/Cube 0: Measurement grid: dx=5mm, dy=5mm, dz=5mm
Reference Value = 23.31 V/m; Power Drift = -0.18 dB
Peak SAR (extrapolated) = 11.6 W/kg
SAR(1 g) = 4.75 W/kg; SAR(10 g) = 1.94 W/kg
Smallest distance from peaks to all points 3 dB below = 6.7 mm
Ratio of SAR at M2 to SAR at M1 = 38.1%
Maximum value of SAR (measured) = 7.72 W/kg

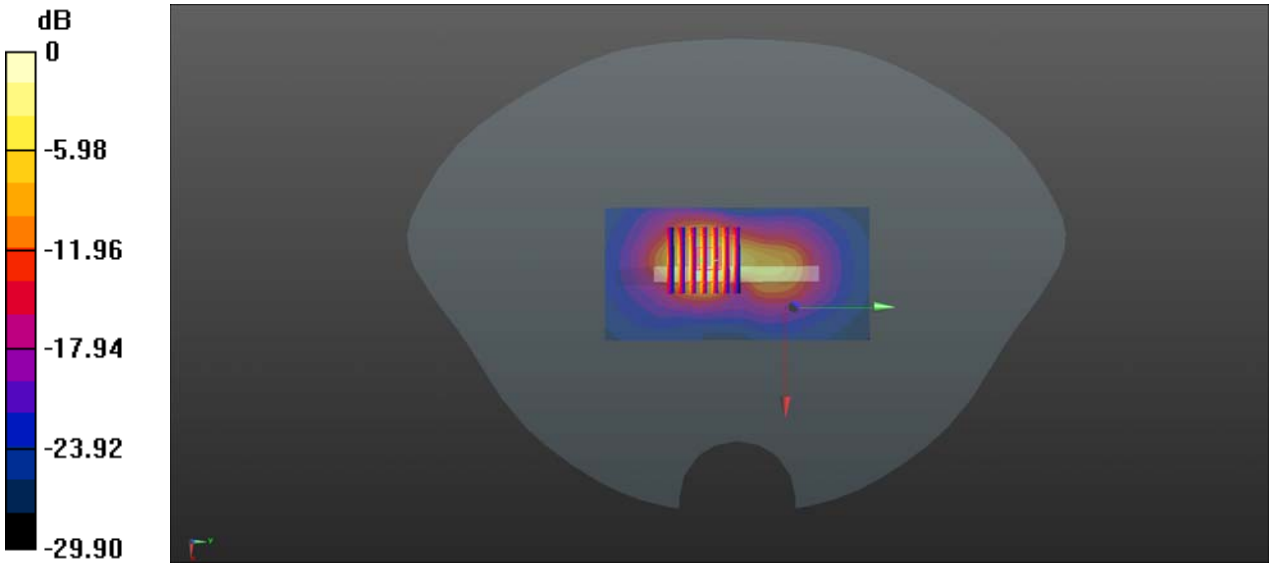

0 dB = 8.75 W/kg

Test Laboratory: Shenzhen Morlab Communications Technology Co., Ltd. Date: 2024/11/29

WLAN5.3GHz_802.11a 6Mbps_Front Side_0mm_Ch52

Communication System: UID 0, WLAN 5GHz (0); Frequency: 5260 MHz;Duty Cycle: 1:1.129
Medium: HSL_5250 Medium parameters used: f = 5260 MHz; σ = 4.82 S/m; ε_r = 35.244; ρ = 1000 kg/m^3
Ambient Temperature：23.2 ℃; Liquid Temperature：22.1 ℃

DASY5 Configuration:
- Probe: EX3DV4 - SN3974; ConvF(5.67, 5.67, 5.67) @ 5260 MHz; Calibrated: 2024/4/10
- Sensor-Surface: 2mm (Mechanical Surface Detection)
- Electronics: DAE4 Sn1423; Calibrated: 2024/3/17
- Phantom: SAM 2; Type: QD000P40CC; Serial: TP:1464
- Measurement SW: DASY52, Version 52.10 (4); SEMCAD X Version 14.6.14 (7501)

Ch52/Area Scan (101x121x1): Interpolated grid: dx=1.000 mm, dy=1.000 mm
Maximum value of SAR (interpolated) = 1.39 W/kg

Ch52/Zoom Scan (8x8x15)/Cube 0: Measurement grid: dx=4mm, dy=4mm, dz=2mm
Reference Value = 0 V/m; Power Drift = 0.02 dB
Peak SAR (extrapolated) = 6.75 W/kg
SAR(1 g) = 1.01 W/kg; SAR(10 g) = 0.223 W/kg
Smallest distance from peaks to all points 3 dB below = 3.3 mm
Ratio of SAR at M2 to SAR at M1 = 46.8%
Maximum value of SAR (measured) = 2.31 W/kg

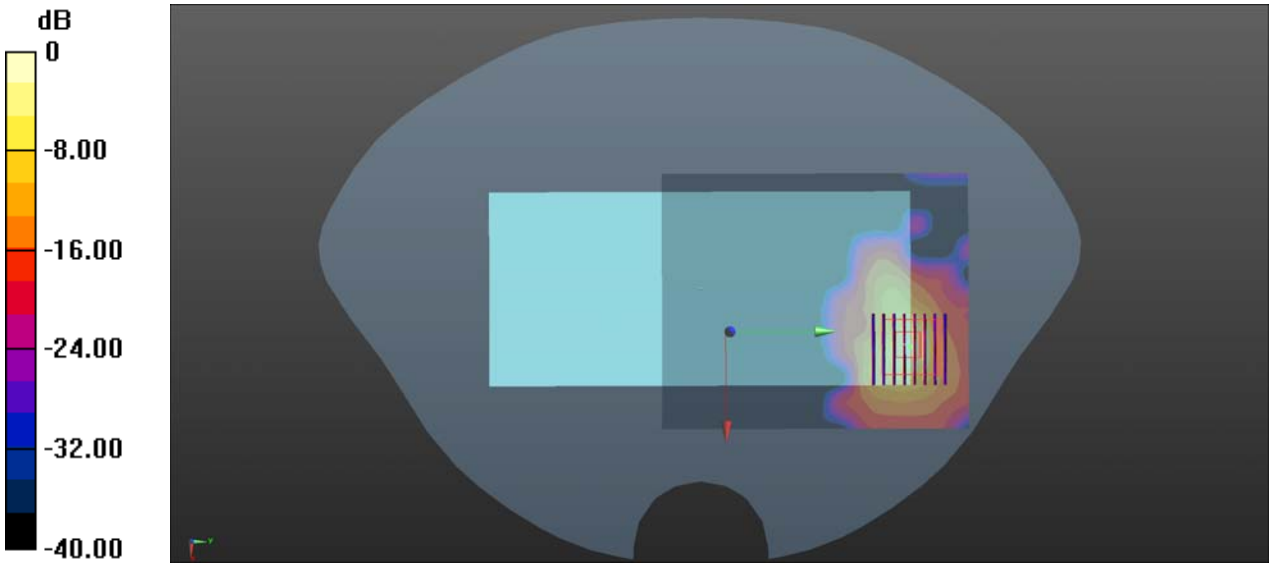

0 dB = 2.31 W/kg

Test Laboratory: Shenzhen Morlab Communications Technology Co., Ltd. Date: 2024/11/25

WLAN5.5GHz_802.11a 6Mbps_Front Side_0mm_Ch100

Communication System: UID 0, WLAN 5GHz (0); Frequency: 5500 MHz;Duty Cycle: 1:1.122
Medium: HSL_5600 Medium parameters used: f = 5500 MHz; σ = 4.973 S/m; ε_r = 35.43; ρ = 1000 kg/m^3
Ambient Temperature：23.2 ℃; Liquid Temperature：22.1 ℃

DASY5 Configuration:
- Probe: EX3DV4 - SN3974; ConvF(5.05, 5.05, 5.05) @ 5500 MHz; Calibrated: 2024/4/10
- Sensor-Surface: 2mm (Mechanical Surface Detection)
- Electronics: DAE4 Sn1423; Calibrated: 2024/3/17
- Phantom: SAM 2; Type: QD000P40CC; Serial: TP:1464
- Measurement SW: DASY52, Version 52.10 (4); SEMCAD X Version 14.6.14 (7501)

Ch100/Area Scan (101x121x1): Interpolated grid: dx=1.000 mm, dy=1.000 mm
Maximum value of SAR (interpolated) = 1.50 W/kg

Ch100/Zoom Scan (8x8x15)/Cube 0: Measurement grid: dx=4mm, dy=4mm, dz=2mm
Reference Value = 0 V/m; Power Drift = 0.06 dB
Peak SAR (extrapolated) = 4.19 W/kg
SAR(1 g) = 0.671 W/kg; SAR(10 g) = 0.174 W/kg
Smallest distance from peaks to all points 3 dB below = 4 mm
Ratio of SAR at M2 to SAR at M1 = 45.8%
Maximum value of SAR (measured) = 1.74 W/kg

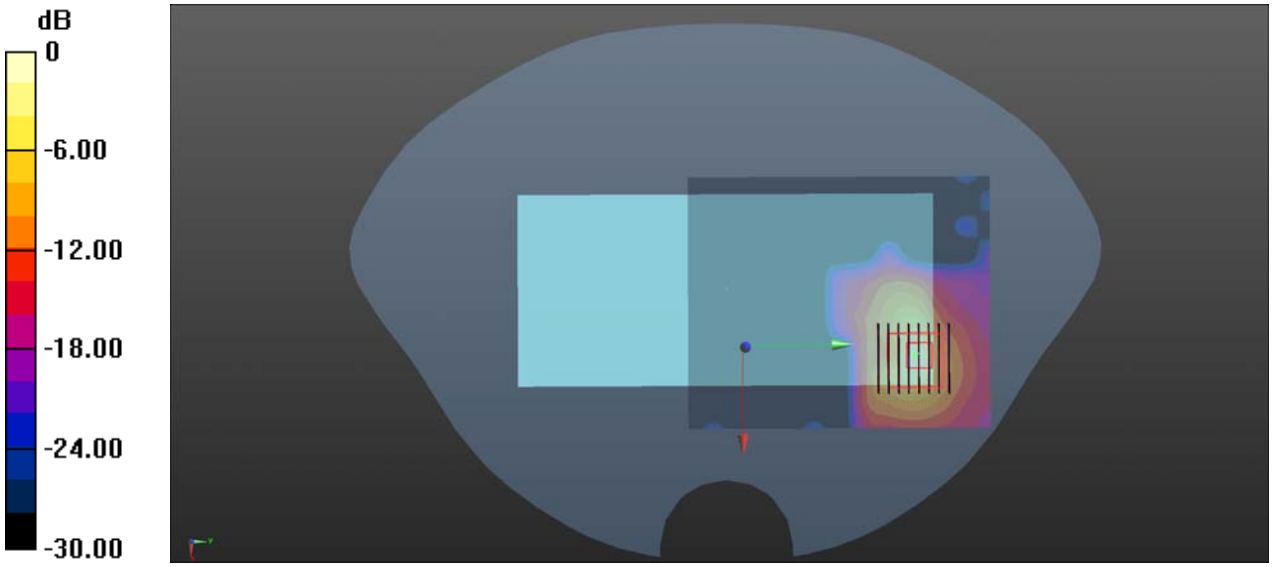

0 dB = 1.74 W/kg