Annex D Plots of Maximum SAR Test Results

GSM850_GPRS(4 TX slots)_Right Cheek_Ch189

Communication System: UID 0, GSM850(class 12) (0); Frequency: 836.4 MHz;Duty Cycle: 1:2.08
Medium: HSL_900 Medium parameters used: f = 836.4 MHz; σ = 0.874 S/m; ε_r = 42.985; ρ = 1000 kg/m^3
Ambient Temperature：23.2 ℃; Liquid Temperature：22.4 ℃

DASY5 Configuration:
- Probe: EX3DV4 - SN7608; ConvF(9.17, 9.05, 8.22) @ 836.4 MHz; Calibrated: 2024/3/21
- Sensor-Surface: 2mm (Mechanical Surface Detection)
- Electronics: DAE4 Sn1643; Calibrated: 2024/3/27
- Phantom: SAM 2; Type: QD000P40CC; Serial: TP:1464
- Measurement SW: DASY52, Version 52.10 (4); SEMCAD X Version 14.6.14 (7501)

Ch189/Area Scan (71x81x1): Interpolated grid: dx=1.500 mm, dy=1.500 mm
Maximum value of SAR (interpolated) = 0.498 W/kg

Ch189/Zoom Scan (5x5x7)/Cube 0: Measurement grid: dx=8mm, dy=8mm, dz=5mm
Reference Value = 7.765 V/m; Power Drift = 0.04 dB
Peak SAR (extrapolated) = 0.538 W/kg
SAR(1 g) = 0.455 W/kg; SAR(10 g) = 0.362 W/kg
Smallest distance from peaks to all points 3 dB below: Larger than measurement grid (> 16 mm)
Ratio of SAR at M2 to SAR at M1 = 83.2%
Maximum value of SAR (measured) = 0.504 W/kg



0 dB = 0.504 W/kg

GSM1900_GPRS(2 TX slots)_Right Cheek_Ch661

Communication System: UID 0, GSM1900(Class 10) (0); Frequency: 1880 MHz;Duty Cycle: 1:4.15
Medium: HSL_1900 Medium parameters used: f = 1880 MHz; σ = 1.485 S/m; ε_r = 40.159; ρ = 1000 kg/m^3
Ambient Temperature：23.2 ℃; Liquid Temperature：22.4 ℃

DASY5 Configuration:
- Probe: EX3DV4 - SN7608; ConvF(7.73, 7.72, 7.11) @ 1880 MHz; Calibrated: 2024/3/21
- Sensor-Surface: 2mm (Mechanical Surface Detection)
- Electronics: DAE4 Sn1643; Calibrated: 2024/3/27
- Phantom: SAM 2; Type: QD000P40CC; Serial: TP:1464
- Measurement SW: DASY52, Version 52.10 (4); SEMCAD X Version 14.6.14 (7501)

Ch661/Area Scan (71x81x1): Interpolated grid: dx=1.500 mm, dy=1.500 mm
Maximum value of SAR (interpolated) = 1.40 W/kg

Ch661/Zoom Scan (5x5x7)/Cube 0: Measurement grid: dx=8mm, dy=8mm, dz=5mm
Reference Value = 18.01 V/m; Power Drift = -0.02 dB
Peak SAR (extrapolated) = 1.46 W/kg
SAR(1 g) = 0.803 W/kg; SAR(10 g) = 0.440 W/kg
Smallest distance from peaks to all points 3 dB below = 9.6 mm
Ratio of SAR at M2 to SAR at M1 = 51.6%
Maximum value of SAR (measured) = 1.06 W/kg



0 dB = 1.06 W/kg

WCDMA Band II_RMC 12.2Kbps_Right Cheek_Ch9400

Communication System: UID 0, UMTS-FDD (0); Frequency: 1880 MHz;Duty Cycle: 1:1
Medium: HSL_1900 Medium parameters used: f = 1880 MHz; σ = 1.485 S/m; ε_r = 40.159; ρ = 1000 kg/m^3
Ambient Temperature：23.2 ℃; Liquid Temperature：22.4 ℃

DASY5 Configuration:
- Probe: EX3DV4 - SN7608; ConvF(7.73, 7.72, 7.11) @ 1880 MHz; Calibrated: 2024/3/21
- Sensor-Surface: 2mm (Mechanical Surface Detection)
- Electronics: DAE4 Sn1643; Calibrated: 2024/3/27
- Phantom: SAM 2; Type: QD000P40CC; Serial: TP:1464
- Measurement SW: DASY52, Version 52.10 (4); SEMCAD X Version 14.6.14 (7501)

Ch9400/Area Scan (71x81x1): Interpolated grid: dx=1.500 mm, dy=1.500 mm
Maximum value of SAR (interpolated) = 1.43 W/kg

Ch9400/Zoom Scan (5x5x7)/Cube 0: Measurement grid: dx=8mm, dy=8mm, dz=5mm
Reference Value = 20.06 V/m; Power Drift = -0.04 dB
Peak SAR (extrapolated) = 1.61 W/kg
SAR(1 g) = 0.838 W/kg; SAR(10 g) = 0.462 W/kg
Smallest distance from peaks to all points 3 dB below = 9.3 mm
Ratio of SAR at M2 to SAR at M1 = 50.5%
Maximum value of SAR (measured) = 1.17 W/kg



0 dB = 1.17 W/kg

WCDMA Band IV_RMC 12.2Kbps_Right Cheek_Ch1513

Communication System: UID 0, UMTS-FDD (0); Frequency: 1752.6 MHz;Duty Cycle: 1:1
Medium: HSL_1800 Medium parameters used: f = 1753 MHz; σ = 1.324 S/m; ε_r = 40.706; ρ = 1000 kg/m^3
Ambient Temperature：23.2 ℃; Liquid Temperature：22.6 ℃

DASY5 Configuration:
- Probe: EX3DV4 - SN7608; ConvF(7.94, 7.98, 7.32) @ 1752.6 MHz; Calibrated: 2024/3/21
- Sensor-Surface: 2mm (Mechanical Surface Detection)
- Electronics: DAE4 Sn1643; Calibrated: 2024/3/27
- Phantom: SAM 2; Type: QD000P40CC; Serial: TP:1464
- Measurement SW: DASY52, Version 52.10 (4); SEMCAD X Version 14.6.14 (7501)

Ch1513/Area Scan (71x81x1): Interpolated grid: dx=1.500 mm, dy=1.500 mm
Maximum value of SAR (interpolated) = 1.39 W/kg

Ch1513/Zoom Scan (5x5x7)/Cube 0: Measurement grid: dx=8mm, dy=8mm, dz=5mm
Reference Value = 20.18 V/m; Power Drift = -0.05 dB
Peak SAR (extrapolated) = 1.61 W/kg
SAR(1 g) = 0.856 W/kg; SAR(10 g) = 0.479 W/kg
Smallest distance from peaks to all points 3 dB below = 10.2 mm
Ratio of SAR at M2 to SAR at M1 = 52.2%
Maximum value of SAR (measured) = 1.21 W/kg



0 dB = 1.21 W/kg

WCDMA Band V_RMC 12.2Kbps_Right Cheek_Ch4182

Communication System: UID 0, UMTS-FDD (0); Frequency: 836.4 MHz;Duty Cycle: 1:1
Medium: HSL_900 Medium parameters used: f = 836.4 MHz; σ = 0.874 S/m; ε_r = 42.985; ρ = 1000 kg/m^3
Ambient Temperature：23.2 ℃; Liquid Temperature：22.4 ℃

DASY5 Configuration:
- Probe: EX3DV4 - SN7608; ConvF(9.17, 9.05, 8.22) @ 836.4 MHz; Calibrated: 2024/3/21
- Sensor-Surface: 2mm (Mechanical Surface Detection)
- Electronics: DAE4 Sn1643; Calibrated: 2024/3/27
- Phantom: SAM 2; Type: QD000P40CC; Serial: TP:1464
- Measurement SW: DASY52, Version 52.10 (4); SEMCAD X Version 14.6.14 (7501)

Ch4182/Area Scan (71x81x1): Interpolated grid: dx=1.500 mm, dy=1.500 mm
Maximum value of SAR (interpolated) = 0.490 W/kg

Ch4182/Zoom Scan (5x5x7)/Cube 0: Measurement grid: dx=8mm, dy=8mm, dz=5mm
Reference Value = 6.467 V/m; Power Drift = 0.08 dB
Peak SAR (extrapolated) = 0.507 W/kg
SAR(1 g) = 0.434 W/kg; SAR(10 g) = 0.346 W/kg
Smallest distance from peaks to all points 3 dB below: Larger than measurement grid (> 16 mm)
Ratio of SAR at M2 to SAR at M1 = 84.9%
Maximum value of SAR (measured) = 0.480 W/kg



0 dB = 0.480 W/kg

LTE Band 2_20MHz_QPSK_1RB_0Offset_Right Cheek_Ch19100

Communication System: UID 0, LTE (0); Frequency: 1900 MHz;Duty Cycle: 1:1
Medium: HSL_1900 Medium parameters used: f = 1900 MHz; σ = 1.495 S/m; ε_r = 40.174; ρ = 1000 kg/m^3
Ambient Temperature：23.2 ℃; Liquid Temperature：22.4 ℃

DASY5 Configuration:
- Probe: EX3DV4 - SN7608; ConvF(7.73, 7.72, 7.11) @ 1900 MHz; Calibrated: 2024/3/21
- Sensor-Surface: 2mm (Mechanical Surface Detection)
- Electronics: DAE4 Sn1643; Calibrated: 2024/3/27
- Phantom: SAM 2; Type: QD000P40CC; Serial: TP:1464
- Measurement SW: DASY52, Version 52.10 (4); SEMCAD X Version 14.6.14 (7501)

Ch19100/Area Scan (71x81x1): Interpolated grid: dx=1.500 mm, dy=1.500 mm
Maximum value of SAR (interpolated) = 1.21 W/kg

Ch19100/Zoom Scan (5x5x7)/Cube 0: Measurement grid: dx=8mm, dy=8mm, dz=5mm
Reference Value = 18.06 V/m; Power Drift = 0.04 dB
Peak SAR (extrapolated) = 1.28 W/kg
SAR(1 g) = 0.657 W/kg; SAR(10 g) = 0.377 W/kg
Smallest distance from peaks to all points 3 dB below = 9.3 mm
Ratio of SAR at M2 to SAR at M1 = 50.2%
Maximum value of SAR (measured) = 0.936 W/kg



0 dB = 0.936 W/kg

LTE Band 5_10MHz_QPSK_1RB_0Offset_Right Cheek_Ch20525

Communication System: UID 0, LTE (0); Frequency: 836.5 MHz;Duty Cycle: 1:1
Medium: HSL_900 Medium parameters used: f = 836.5 MHz; σ = 0.874 S/m; ε_r = 42.985; ρ = 1000 kg/m^3
Ambient Temperature：23.2 ℃; Liquid Temperature：22.4 ℃

DASY5 Configuration:
- Probe: EX3DV4 - SN7608; ConvF(9.17, 9.05, 8.22) @ 836.5 MHz; Calibrated: 2024/3/21
- Sensor-Surface: 2mm (Mechanical Surface Detection)
- Electronics: DAE4 Sn1643; Calibrated: 2024/3/27
- Phantom: SAM 2; Type: QD000P40CC; Serial: TP:1464
- Measurement SW: DASY52, Version 52.10 (4); SEMCAD X Version 14.6.14 (7501)

Ch20525/Area Scan (71x81x1): Interpolated grid: dx=1.500 mm, dy=1.500 mm
Maximum value of SAR (interpolated) = 0.362 W/kg

Ch20525/Zoom Scan (5x5x7)/Cube 0: Measurement grid: dx=8mm, dy=8mm, dz=5mm
Reference Value = 5.672 V/m; Power Drift = 0.03 dB
Peak SAR (extrapolated) = 0.380 W/kg
SAR(1 g) = 0.323 W/kg; SAR(10 g) = 0.257 W/kg
Smallest distance from peaks to all points 3 dB below: Larger than measurement grid (> 16 mm)
Ratio of SAR at M2 to SAR at M1 = 83.9%
Maximum value of SAR (measured) = 0.360 W/kg



0 dB = 0.360 W/kg

LTE Band 7_20MHz_QPSK_50RB_0Offset_Right Cheek_Ch21350

Communication System: UID 0, LTE (0); Frequency: 2560 MHz;Duty Cycle: 1:1
Medium: HSL_2600 Medium parameters used: f = 2560 MHz; σ = 1.908 S/m; ε_r = 38.905; ρ = 1000 kg/m^3
Ambient Temperature：23.2 ℃; Liquid Temperature：22.2 ℃

DASY5 Configuration:
- Probe: EX3DV4 - SN7608; ConvF(7.23, 7.26, 6.75) @ 2560 MHz; Calibrated: 2024/3/21
- Sensor-Surface: 2mm (Mechanical Surface Detection)
- Electronics: DAE4 Sn1643; Calibrated: 2024/3/27
- Phantom: SAM 2; Type: QD000P40CC; Serial: TP:1464
- Measurement SW: DASY52, Version 52.10 (4); SEMCAD X Version 14.6.14 (7501)

Ch21350/Area Scan (91x101x1): Interpolated grid: dx=1.200 mm, dy=1.200 mm
Maximum value of SAR (interpolated) = 1.13 W/kg

Ch21350/Zoom Scan (7x7x7)/Cube 0: Measurement grid: dx=5mm, dy=5mm, dz=5mm
Reference Value = 3.505 V/m; Power Drift = 0.08 dB
Peak SAR (extrapolated) = 1.41 W/kg
SAR(1 g) = 0.592 W/kg; SAR(10 g) = 0.294 W/kg
Smallest distance from peaks to all points 3 dB below = 7.1 mm
Ratio of SAR at M2 to SAR at M1 = 42.4%
Maximum value of SAR (measured) = 0.915 W/kg



0 dB = 0.915 W/kg

LTE Band 12_10MHz_QPSK_1RB_0Offset_Left Cheek_Ch23095

Communication System: UID 0, LTE (0); Frequency: 707.5 MHz;Duty Cycle: 1:1
Medium: HSL_750 Medium parameters used: f = 707.5 MHz; σ = 0.827 S/m; ε_r = 43.747; ρ = 1000 kg/m^3
Ambient Temperature：23.2 ℃; Liquid Temperature：22.5 ℃

DASY5 Configuration:
- Probe: EX3DV4 - SN7608; ConvF(9.85, 9.47, 8.84) @ 707.5 MHz; Calibrated: 2024/3/21
- Sensor-Surface: 2mm (Mechanical Surface Detection)
- Electronics: DAE4 Sn1643; Calibrated: 2024/3/27
- Phantom: SAM 2; Type: QD000P40CC; Serial: TP:1464
- Measurement SW: DASY52, Version 52.10 (4); SEMCAD X Version 14.6.14 (7501)

Ch23095/Area Scan (71x81x1): Interpolated grid: dx=1.500 mm, dy=1.500 mm
Maximum value of SAR (interpolated) = 0.340 W/kg

Ch23095/Zoom Scan (5x5x7)/Cube 0: Measurement grid: dx=8mm, dy=8mm, dz=5mm
Reference Value = 5.482 V/m; Power Drift = 0.09 dB
Peak SAR (extrapolated) = 0.354 W/kg
SAR(1 g) = 0.310 W/kg; SAR(10 g) = 0.253 W/kg
Smallest distance from peaks to all points 3 dB below: Larger than measurement grid (> 16 mm)
Ratio of SAR at M2 to SAR at M1 = 87.8%
Maximum value of SAR (measured) = 0.339 W/kg



0 dB = 0.339 W/kg

LTE Band 13_10MHz_QPSK_1RB_0Offset_Right Cheek_Ch23230

Communication System: UID 0, LTE (0); Frequency: 782 MHz;Duty Cycle: 1:1
Medium: HSL_750 Medium parameters used: f = 782 MHz; σ = 0.961 S/m; ε_r = 42.623; ρ = 1000 kg/m^3
Ambient Temperature：23.2 ℃; Liquid Temperature：22.5 ℃

DASY5 Configuration:
- Probe: EX3DV4 - SN7608; ConvF(9.85, 9.47, 8.84) @ 782 MHz; Calibrated: 2024/3/21
- Sensor-Surface: 2mm (Mechanical Surface Detection)
- Electronics: DAE4 Sn1643; Calibrated: 2024/3/27
- Phantom: SAM 2; Type: QD000P40CC; Serial: TP:1464
- Measurement SW: DASY52, Version 52.10 (4); SEMCAD X Version 14.6.14 (7501)

Ch23230/Area Scan (71x81x1): Interpolated grid: dx=1.500 mm, dy=1.500 mm
Maximum value of SAR (interpolated) = 0.438 W/kg

Ch23230/Zoom Scan (5x5x7)/Cube 0: Measurement grid: dx=8mm, dy=8mm, dz=5mm
Reference Value = 5.323 V/m; Power Drift = 0.01 dB
Peak SAR (extrapolated) = 0.468 W/kg
SAR(1 g) = 0.395 W/kg; SAR(10 g) = 0.317 W/kg
Smallest distance from peaks to all points 3 dB below: Larger than measurement grid (> 16 mm)
Ratio of SAR at M2 to SAR at M1 = 85.4%
Maximum value of SAR (measured) = 0.438 W/kg



0 dB = 0.438 W/kg

LTE Band 25_20MHz_QPSK_50RB_0Offset_Right Cheek_Ch26140

Communication System: UID 0, LTE (0); Frequency: 1860 MHz;Duty Cycle: 1:1
Medium: HSL_1900 Medium parameters used: f = 1860 MHz; σ = 1.472 S/m; ε_r = 40.22; ρ = 1000 kg/m^3
Ambient Temperature：23.2 ℃; Liquid Temperature：22.4 ℃

DASY5 Configuration:
- Probe: EX3DV4 - SN7608; ConvF(7.73, 7.72, 7.11) @ 1860 MHz; Calibrated: 2024/3/21
- Sensor-Surface: 2mm (Mechanical Surface Detection)
- Electronics: DAE4 Sn1643; Calibrated: 2024/3/27
- Phantom: SAM 2; Type: QD000P40CC; Serial: TP:1464
- Measurement SW: DASY52, Version 52.10 (4); SEMCAD X Version 14.6.14 (7501)

Ch26140/Area Scan (71x81x1): Interpolated grid: dx=1.500 mm, dy=1.500 mm
Maximum value of SAR (interpolated) = 1.26 W/kg

Ch26140/Zoom Scan (5x5x7)/Cube 0: Measurement grid: dx=8mm, dy=8mm, dz=5mm
Reference Value = 17.53 V/m; Power Drift = 0.03 dB
Peak SAR (extrapolated) = 1.26 W/kg
SAR(1 g) = 0.695 W/kg; SAR(10 g) = 0.384 W/kg
Smallest distance from peaks to all points 3 dB below = 10.2 mm
Ratio of SAR at M2 to SAR at M1 = 57.1%
Maximum value of SAR (measured) = 0.930 W/kg



0 dB = 0.930 W/kg

LTE Band 26_15MHz_QPSK_1RB_0Offset_Right Cheek_Ch26865

Communication System: UID 0, LTE (0); Frequency: 831.5 MHz;Duty Cycle: 1:1
Medium: HSL_900 Medium parameters used: f = 831.5 MHz; σ = 0.822 S/m; ε_r = 43.061; ρ = 1000 kg/m^3
Ambient Temperature：23.2 ℃; Liquid Temperature：22.4 ℃

DASY5 Configuration:
- Probe: EX3DV4 - SN7608; ConvF(9.17, 9.05, 8.22) @ 831.5 MHz; Calibrated: 2024/3/21
- Sensor-Surface: 2mm (Mechanical Surface Detection)
- Electronics: DAE4 Sn1643; Calibrated: 2024/3/27
- Phantom: SAM 2; Type: QD000P40CC; Serial: TP:1464
- Measurement SW: DASY52, Version 52.10 (4); SEMCAD X Version 14.6.14 (7501)

Ch26865/Area Scan (71x81x1): Interpolated grid: dx=1.500 mm, dy=1.500 mm
Maximum value of SAR (interpolated) = 0.400 W/kg

Ch26865/Zoom Scan (5x5x7)/Cube 0: Measurement grid: dx=8mm, dy=8mm, dz=5mm
Reference Value = 5.516 V/m; Power Drift = 0.06 dB
Peak SAR (extrapolated) = 0.446 W/kg
SAR(1 g) = 0.347 W/kg; SAR(10 g) = 0.274 W/kg
Smallest distance from peaks to all points 3 dB below: Larger than measurement grid (> 16 mm)
Ratio of SAR at M2 to SAR at M1 = 77.6%
Maximum value of SAR (measured) = 0.395 W/kg



0 dB = 0.395 W/kg

LTE Band 38_20MHz_QPSK_1RB_0Offset_Right Tilt_Ch38000

Communication System: UID 0, LTE (0); Frequency: 2595 MHz;Duty Cycle: 1:1.59
Medium: HSL_2600 Medium parameters used: f = 2595 MHz; σ = 2.925 S/m; ε_r = 38.771; ρ = 1000 kg/m^3
Ambient Temperature：23.2 ℃; Liquid Temperature：22.2 ℃

DASY5 Configuration:
- Probe: EX3DV4 - SN7608; ConvF(7.23, 7.26, 6.75) @ 2595 MHz; Calibrated: 2024/3/21
- Sensor-Surface: 2mm (Mechanical Surface Detection)
- Electronics: DAE4 Sn1643; Calibrated: 2024/3/27
- Phantom: SAM 2; Type: QD000P40CC; Serial: TP:1464
- Measurement SW: DASY52, Version 52.10 (4); SEMCAD X Version 14.6.14 (7501)

Ch38000/Area Scan (91x101x1): Interpolated grid: dx=1.200 mm, dy=1.200 mm
Maximum value of SAR (interpolated) = 1.12 W/kg

Ch38000/Zoom Scan (7x7x7)/Cube 0: Measurement grid: dx=5mm, dy=5mm, dz=5mm
Reference Value = 3.869 V/m; Power Drift = 0.01 dB
Peak SAR (extrapolated) = 1.47 W/kg
SAR(1 g) = 0.587 W/kg; SAR(10 g) = 0.250 W/kg
Smallest distance from peaks to all points 3 dB below = 7.3 mm
Ratio of SAR at M2 to SAR at M1 = 39.7%
Maximum value of SAR (measured) = 0.971 W/kg

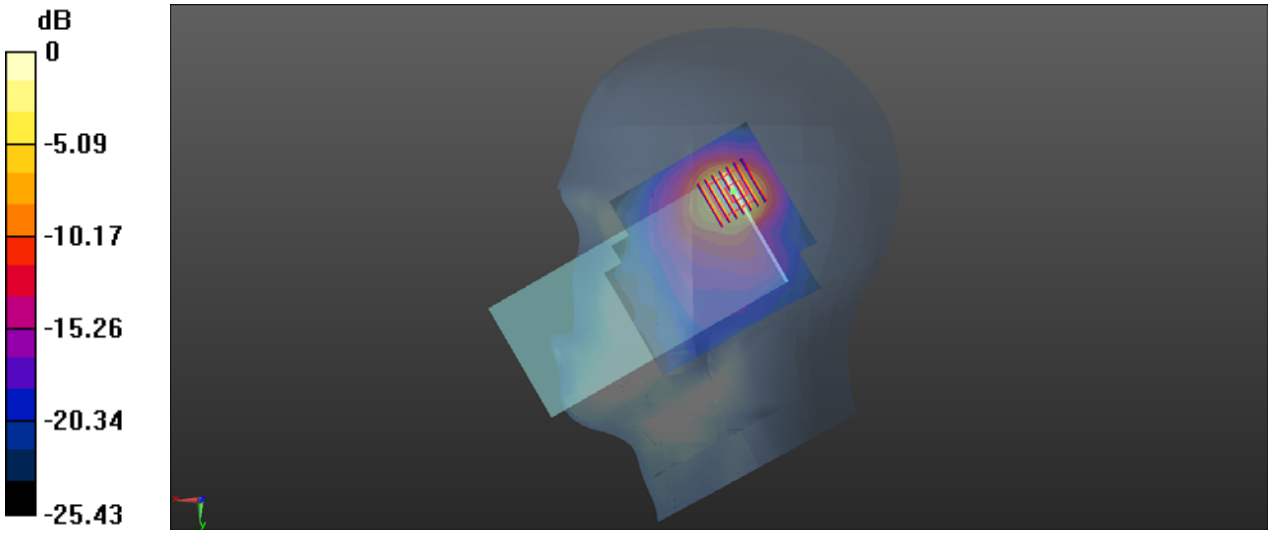

0 dB = 0.971 W/kg

LTE Band 41_20MHz_QPSK_1RB_0Offset_Right Tilt_Ch40620

Communication System: UID 0, LTE (0); Frequency: 2593 MHz;Duty Cycle: 1:1.59
Medium: HSL_2600 Medium parameters used: f = 2593 MHz; σ = 1.922 S/m; ε_r = 38.782; ρ = 1000 kg/m^3
Ambient Temperature：23.2 ℃; Liquid Temperature：22.2 ℃

DASY5 Configuration:
- Probe: EX3DV4 - SN7608; ConvF(7.23, 7.26, 6.75) @ 2593 MHz; Calibrated: 2024/3/21
- Sensor-Surface: 2mm (Mechanical Surface Detection)
- Electronics: DAE4 Sn1643; Calibrated: 2024/3/27
- Phantom: SAM 2; Type: QD000P40CC; Serial: TP:1464
- Measurement SW: DASY52, Version 52.10 (4); SEMCAD X Version 14.6.14 (7501)

Ch40620/Area Scan (91x101x1): Interpolated grid: dx=1.200 mm, dy=1.200 mm
Maximum value of SAR (interpolated) = 0.949 W/kg

Ch40620/Zoom Scan (7x7x7)/Cube 0: Measurement grid: dx=5mm, dy=5mm, dz=5mm
Reference Value = 4.399 V/m; Power Drift = 0.04 dB
Peak SAR (extrapolated) = 1.25 W/kg
SAR(1 g) = 0.499 W/kg; SAR(10 g) = 0.212 W/kg
Smallest distance from peaks to all points 3 dB below = 7.3 mm
Ratio of SAR at M2 to SAR at M1 = 39.7%
Maximum value of SAR (measured) = 0.824 W/kg



0 dB = 0.824 W/kg

LTE Band 66_20MHz_QPSK_1RB_0Offset_Right Cheek_Ch132572

Communication System: UID 0, LTE (0); Frequency: 1770 MHz;Duty Cycle: 1:1
Medium: HSL_1800 Medium parameters used: f = 1770 MHz; σ = 1.37 S/m; ε_r = 40.7; ρ = 1000 kg/m^3
Ambient Temperature：23.2 ℃; Liquid Temperature：22.6 ℃

DASY5 Configuration:
- Probe: EX3DV4 - SN7608; ConvF(7.94, 7.98, 7.32) @ 1770 MHz; Calibrated: 2024/3/21
- Sensor-Surface: 2mm (Mechanical Surface Detection)
- Electronics: DAE4 Sn1643; Calibrated: 2024/3/27
- Phantom: SAM 2; Type: QD000P40CC; Serial: TP:1464
- Measurement SW: DASY52, Version 52.10 (4); SEMCAD X Version 14.6.14 (7501)

Ch132572/Area Scan (71x81x1): Interpolated grid: dx=1.500 mm, dy=1.500 mm
Maximum value of SAR (interpolated) = 1.50 W/kg

Ch132572/Zoom Scan (5x5x7)/Cube 0: Measurement grid: dx=8mm, dy=8mm, dz=5mm
Reference Value = 18.43 V/m; Power Drift = -0.03 dB
Peak SAR (extrapolated) = 1.72 W/kg
SAR(1 g) = 0.835 W/kg; SAR(10 g) = 0.740 W/kg
Smallest distance from peaks to all points 3 dB below = 9.1 mm
Ratio of SAR at M2 to SAR at M1 = 54.3%
Maximum value of SAR (measured) = 1.26 W/kg

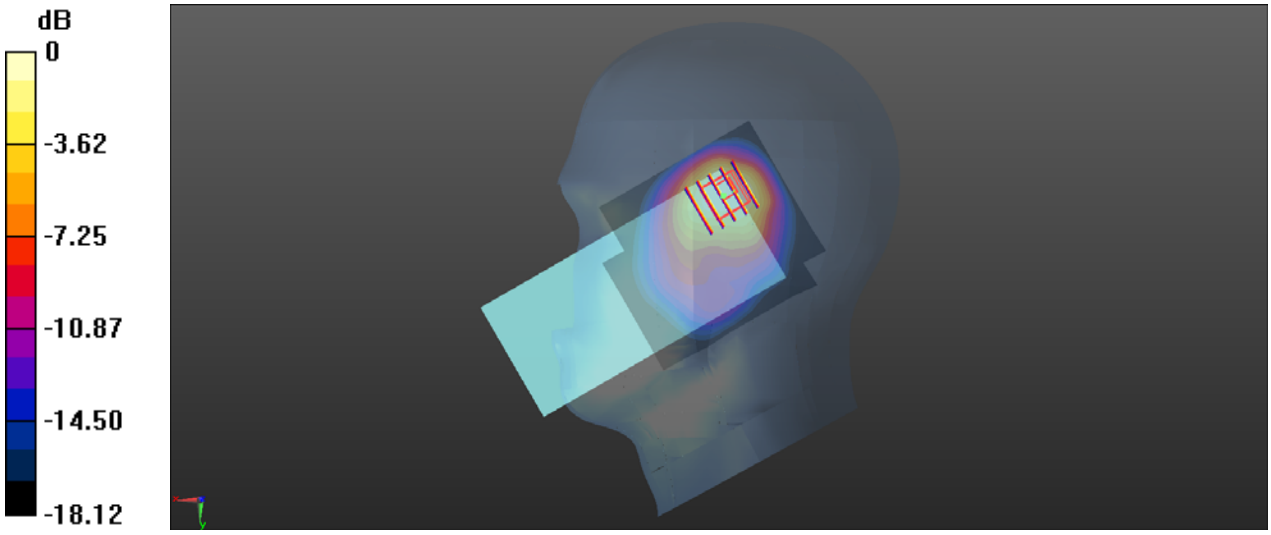

0 dB = 1.26 W/kg

LTE Band 71_20MHz_QPSK_1RB_0Offset_Right Cheek_Ch133322

Communication System: UID 0, LTE (0); Frequency: 683 MHz;Duty Cycle: 1:1
Medium: HSL_750 Medium parameters used: f = 683 MHz; σ = 0.822 S/m; ε_r = 43.802; ρ = 1000 kg/m^3
Ambient Temperature：23.2 ℃; Liquid Temperature：22.5 ℃

DASY5 Configuration:
- Probe: EX3DV4 - SN7608; ConvF(9.85, 9.47, 8.84) @ 683 MHz; Calibrated: 2024/3/21
- Sensor-Surface: 2mm (Mechanical Surface Detection)
- Electronics: DAE4 Sn1643; Calibrated: 2024/3/27
- Phantom: SAM 2; Type: QD000P40CC; Serial: TP:1464
- Measurement SW: DASY52, Version 52.10 (4); SEMCAD X Version 14.6.14 (7501)

Ch133322/Area Scan (71x81x1): Interpolated grid: dx=1.500 mm, dy=1.500 mm
Maximum value of SAR (interpolated) = 0.378 W/kg

Ch133322/Zoom Scan (5x5x7)/Cube 0: Measurement grid: dx=8mm, dy=8mm, dz=5mm
Reference Value = 5.907 V/m; Power Drift = 0.09 dB
Peak SAR (extrapolated) = 0.389 W/kg
SAR(1 g) = 0.337 W/kg; SAR(10 g) = 0.274 W/kg
Smallest distance from peaks to all points 3 dB below: Larger than measurement grid (> 16 mm)
Ratio of SAR at M2 to SAR at M1 = 85.7%
Maximum value of SAR (measured) = 0.367 W/kg

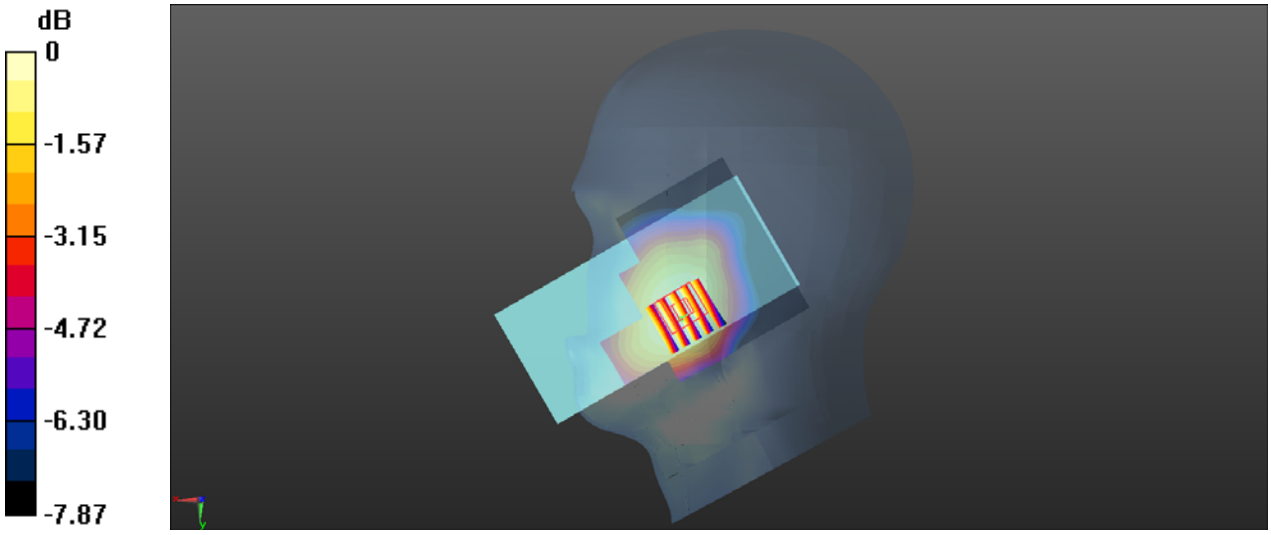

0 dB = 0.367 W/kg

5G NR n2_40MHz_DFT-S-QPSK_108RB_54Offset_Right Cheek_Ch378000

Communication System: UID 0, 5G NR (0); Frequency: 1890 MHz;Duty Cycle: 1:1
Medium: HSL_1900 Medium parameters used: f = 1890 MHz; σ = 1.49 S/m; ε_r = 40.191; ρ = 1000 kg/m^3
Ambient Temperature：23.2 ℃; Liquid Temperature：22.4 ℃

DASY5 Configuration:
- Probe: EX3DV4 - SN7608; ConvF(7.73, 7.72, 7.11) @ 1890 MHz; Calibrated: 2024/3/21
- Sensor-Surface: 2mm (Mechanical Surface Detection)
- Electronics: DAE4 Sn1643; Calibrated: 2024/3/27
- Phantom: SAM 2; Type: QD000P40CC; Serial: TP:1464
- Measurement SW: DASY52, Version 52.10 (4); SEMCAD X Version 14.6.14 (7501)

Ch378000/Area Scan (71x81x1): Interpolated grid: dx=1.500 mm, dy=1.500 mm
Maximum value of SAR (interpolated) = 1.40 W/kg

Ch378000/Zoom Scan (5x5x7)/Cube 0: Measurement grid: dx=8mm, dy=8mm, dz=5mm
Reference Value = 20.02 V/m; Power Drift = -0.08 dB
Peak SAR (extrapolated) = 1.50 W/kg
SAR(1 g) = 0.844 W/kg; SAR(10 g) = 0.489 W/kg
Smallest distance from peaks to all points 3 dB below = 10.1 mm
Ratio of SAR at M2 to SAR at M1 = 52.8%
Maximum value of SAR (measured) = 1.13 W/kg



0 dB = 1.13 W/kg

5G NR n5_20MHz_DFT-S-QPSK_1RB_1Offset_Right Cheek_Ch167800

Communication System: UID 0, 5G NR (0); Frequency: 839 MHz;Duty Cycle: 1:1
Medium: HSL_900 Medium parameters used: f = 839 MHz; σ = 0.875 S/m; ε_r = 42.928; ρ = 1000 kg/m^3
Ambient Temperature：23.2 ℃; Liquid Temperature：22.4 ℃

DASY5 Configuration:
- Probe: EX3DV4 - SN7608; ConvF(9.17, 9.05, 8.22) @ 839 MHz; Calibrated: 2024/3/21
- Sensor-Surface: 2mm (Mechanical Surface Detection)
- Electronics: DAE4 Sn1643; Calibrated: 2024/3/27
- Phantom: SAM 2; Type: QD000P40CC; Serial: TP:1464
- Measurement SW: DASY52, Version 52.10 (4); SEMCAD X Version 14.6.14 (7501)

Ch167800/Area Scan (71x81x1): Interpolated grid: dx=1.500 mm, dy=1.500 mm
Maximum value of SAR (interpolated) = 0.384 W/kg

Ch167800/Zoom Scan (5x5x7)/Cube 0: Measurement grid: dx=8mm, dy=8mm, dz=5mm
Reference Value = 6.046 V/m; Power Drift = 0.06 dB
Peak SAR (extrapolated) = 0.413 W/kg
SAR(1 g) = 0.347 W/kg; SAR(10 g) = 0.278 W/kg
Smallest distance from peaks to all points 3 dB below: Larger than measurement grid (> 16 mm)
Ratio of SAR at M2 to SAR at M1 = 85.5%
Maximum value of SAR (measured) = 0.382 W/kg



0 dB = 0.382 W/kg

5G NR n25_40MHz_DFT-S-QPSK_108RB_54Offset_Right Cheek_Ch376500

Communication System: UID 0, 5G NR (0); Frequency: 1882.5 MHz;Duty Cycle: 1:1
Medium: HSL_1900 Medium parameters used: f = 1882.5 MHz; σ = 1.491 S/m; ε_r = 40.178; ρ = 1000 kg/m^3
Ambient Temperature：23.2 ℃; Liquid Temperature：22.4 ℃

DASY5 Configuration:
- Probe: EX3DV4 - SN7608; ConvF(7.73, 7.72, 7.11) @ 1882.5 MHz; Calibrated: 2024/3/21
- Sensor-Surface: 2mm (Mechanical Surface Detection)
- Electronics: DAE4 Sn1643; Calibrated: 2024/3/27
- Phantom: SAM 2; Type: QD000P40CC; Serial: TP:1464
- Measurement SW: DASY52, Version 52.10 (4); SEMCAD X Version 14.6.14 (7501)

Ch376500/Area Scan (71x81x1): Interpolated grid: dx=1.500 mm, dy=1.500 mm
Maximum value of SAR (interpolated) = 1.41 W/kg

Ch376500/Zoom Scan (5x5x7)/Cube 0: Measurement grid: dx=8mm, dy=8mm, dz=5mm
Reference Value = 21.92 V/m; Power Drift = 0.01 dB
Peak SAR (extrapolated) = 1.51 W/kg
SAR(1 g) = 0.797 W/kg; SAR(10 g) = 0.476 W/kg
Smallest distance from peaks to all points 3 dB below = 10.1 mm
Ratio of SAR at M2 to SAR at M1 = 53.2%
Maximum value of SAR (measured) = 1.15 W/kg



0 dB = 1.15 W/kg

5G NR n41_100MHz_DFT-S-QPSK_1RB_136Offset_Right Cheek_Ch523296

Communication System: UID 0, 5G NR (0); Frequency: 2616.5 MHz;Duty Cycle: 1:1
Medium: HSL_2600 Medium parameters used: f = 2617 MHz; σ = 2.052 S/m; ε_r = 37.753; ρ = 1000 kg/m^3
Ambient Temperature：23.2 ℃; Liquid Temperature：22.7 ℃

DASY5 Configuration:
- Probe: EX3DV4 - SN7608; ConvF(7.23, 7.26, 6.75) @ 2616.5 MHz; Calibrated: 2024/3/21
- Sensor-Surface: 2mm (Mechanical Surface Detection)
- Electronics: DAE4 Sn1643; Calibrated: 2024/3/27
- Phantom: SAM 2; Type: QD000P40CC; Serial: TP:1464
- Measurement SW: DASY52, Version 52.10 (4); SEMCAD X Version 14.6.14 (7501)

Ch523296/Area Scan (91x101x1): Interpolated grid: dx=1.200 mm, dy=1.200 mm
Maximum value of SAR (interpolated) = 1.60 W/kg

Ch523296/Zoom Scan (7x7x7)/Cube 0: Measurement grid: dx=5mm, dy=5mm, dz=5mm
Reference Value = 5.340 V/m; Power Drift = 0.03 dB
Peak SAR (extrapolated) = 1.87 W/kg
SAR(1 g) = 0.865 W/kg; SAR(10 g) = 0.448 W/kg
Smallest distance from peaks to all points 3 dB below = 8.3 mm
Ratio of SAR at M2 to SAR at M1 = 44.4%
Maximum value of SAR (measured) = 1.30 W/kg



0 dB = 1.30 W/kg

5G NR n66_40MHz_DFT-S-QPSK_1RB_1Offset_Right Tilt_Ch352000

Communication System: UID 0, 5G NR (0); Frequency: 1760 MHz;Duty Cycle: 1:1
Medium: HSL_1800 Medium parameters used: f = 1760 MHz; σ = 1.37 S/m; ε_r = 40.7; ρ = 1000 kg/m^3
Ambient Temperature：23.2 ℃; Liquid Temperature：22.6 ℃

DASY5 Configuration:
- Probe: EX3DV4 - SN7608; ConvF(7.94, 7.98, 7.32) @ 1760 MHz; Calibrated: 2024/3/21
- Sensor-Surface: 2mm (Mechanical Surface Detection)
- Electronics: DAE4 Sn1643; Calibrated: 2024/3/27
- Phantom: SAM 2; Type: QD000P40CC; Serial: TP:1464
- Measurement SW: DASY52, Version 52.10 (4); SEMCAD X Version 14.6.14 (7501)

Ch352000/Area Scan (71x81x1): Interpolated grid: dx=1.500 mm, dy=1.500 mm
Maximum value of SAR (interpolated) = 0.991 W/kg

Ch352000/Zoom Scan (5x5x7)/Cube 0: Measurement grid: dx=8mm, dy=8mm, dz=5mm
Reference Value = 20.38 V/m; Power Drift = -0.05 dB
Peak SAR (extrapolated) = 1.43 W/kg
SAR(1 g) = 0.778 W/kg; SAR(10 g) = 0.403 W/kg
Smallest distance from peaks to all points 3 dB below = 8 mm
Ratio of SAR at M2 to SAR at M1 = 54.3%
Maximum value of SAR (measured) = 1.11 W/kg



0 dB = 1.11 W/kg

5G NR n71_20MHz_DFT-S-QPSK_1RB_1Offset_Right Cheek_Ch137600

Communication System: UID 0, 5G NR (0); Frequency: 688 MHz;Duty Cycle: 1:1
Medium: HSL_750 Medium parameters used: f = 688 MHz; σ = 0.824 S/m; ε_r = 43.772; ρ = 1000 kg/m^3
Ambient Temperature：23.2 ℃; Liquid Temperature：22.5 ℃

DASY5 Configuration:
- Probe: EX3DV4 - SN7608; ConvF(9.85, 9.47, 8.84) @ 688 MHz; Calibrated: 2024/3/21
- Sensor-Surface: 2mm (Mechanical Surface Detection)
- Electronics: DAE4 Sn1643; Calibrated: 2024/3/27
- Phantom: SAM 2; Type: QD000P40CC; Serial: TP:1464
- Measurement SW: DASY52, Version 52.10 (4); SEMCAD X Version 14.6.14 (7501)

Ch137600/Area Scan (71x81x1): Interpolated grid: dx=1.500 mm, dy=1.500 mm
Maximum value of SAR (interpolated) = 0.365 W/kg

Ch137600/Zoom Scan (5x5x7)/Cube 0: Measurement grid: dx=8mm, dy=8mm, dz=5mm
Reference Value = 5.506 V/m; Power Drift = -0.00 dB
Peak SAR (extrapolated) = 0.402 W/kg
SAR(1 g) = 0.327 W/kg; SAR(10 g) = 0.269 W/kg
Smallest distance from peaks to all points 3 dB below: Larger than measurement grid (> 16 mm)
Ratio of SAR at M2 to SAR at M1 = 83.8%
Maximum value of SAR (measured) = 0.364 W/kg



0 dB = 0.364 W/kg

5G NR n77_100MHz_DFT-S-QPSK_1RB_1Offset_Left Tilt_Ch633334

Communication System: UID 0, 5G NR (0); Frequency: 3500.01 MHz;Duty Cycle: 1:1 Medium: HSL_3500 Medium parameters used (interpolated): f = 3500.01 MHz; σ = 2.93 S/m; ε_r = 37.349; ρ = 1000 kg/m^3
Ambient Temperature：23.2 ℃; Liquid Temperature：22.7 ℃

DASY5 Configuration:
- Probe: EX3DV4 - SN7608; ConvF(6.28, 6.36, 5.91) @ 3500.01 MHz; Calibrated: 2024/3/21
- Sensor-Surface: 2mm (Mechanical Surface Detection)
- Electronics: DAE4 Sn1643; Calibrated: 2024/3/27
- Phantom: SAM 2; Type: QD000P40CC; Serial: TP:1464
- Measurement SW: DASY52, Version 52.10 (4); SEMCAD X Version 14.6.14 (7501)

Ch633334/Area Scan (91x101x1): Interpolated grid: dx=1.200 mm, dy=1.200 mm
Maximum value of SAR (interpolated) = 1.66 W/kg

Ch633334/Zoom Scan (7x7x7)/Cube 0: Measurement grid: dx=5mm, dy=5mm, dz=5mm
Reference Value = 15.49 V/m; Power Drift = -0.13 dB
Peak SAR (extrapolated) = 2.33 W/kg
SAR(1 g) = 0.900 W/kg; SAR(10 g) = 0.336 W/kg
Smallest distance from peaks to all points 3 dB below = 4.5 mm
Ratio of SAR at M2 to SAR at M1 = 43.3%
Maximum value of SAR (measured) = 1.69 W/kg



0 dB = 1.69 W/kg

WLAN 2.4GHz_802.11b 1Mbps_Left Cheek_Ch11

Communication System: UID 0, WLAN 2.4GHz 802.11b (0); Frequency: 2462 MHz;Duty Cycle: 1:1.003
Medium: HSL_2450 Medium parameters used: f = 2462 MHz; σ = 1.849 S/m; ε_r = 38.948; ρ = 1000 kg/m^3
Ambient Temperature：23.2 ℃; Liquid Temperature：22.3 ℃

DASY5 Configuration:
- Probe: EX3DV4 - SN7608; ConvF(7.31, 7.34, 6.82) @ 2462 MHz; Calibrated: 2024/3/21
- Sensor-Surface: 2mm (Mechanical Surface Detection)
- Electronics: DAE4 Sn1643; Calibrated: 2024/3/27
- Phantom: SAM 2; Type: QD000P40CC; Serial: TP:1464
- Measurement SW: DASY52, Version 52.10 (4); SEMCAD X Version 14.6.14 (7501)

Ch11/Area Scan (91x101x1): Interpolated grid: dx=1.200 mm, dy=1.200 mm
Maximum value of SAR (interpolated) = 0.334 W/kg

Ch11/Zoom Scan (7x7x7)/Cube 0: Measurement grid: dx=5mm, dy=5mm, dz=5mm
Reference Value = 2.718 V/m; Power Drift = 0.06 dB
Peak SAR (extrapolated) = 0.315 W/kg
SAR(1 g) = 0.168 W/kg; SAR(10 g) = 0.082 W/kg
Smallest distance from peaks to all points 3 dB below = 10.4 mm
Ratio of SAR at M2 to SAR at M1 = 55.1%
Maximum value of SAR (measured) = 0.235 W/kg



0 dB = 0.235 W/kg

WLAN 5.2GHz_802.11a 6Mbps_Left Tilt_Ch44

Communication System: UID 0, WLAN 5GHz (0); Frequency: 5220 MHz;Duty Cycle: 1:1.029
Medium: HSL_5250 Medium parameters used: f = 5220 MHz; σ = 4.57 S/m; ε_r = 35.495; ρ = 1000 kg/m^3
Ambient Temperature：23.2 ℃; Liquid Temperature：22.6 ℃

DASY5 Configuration:
- Probe: EX3DV4 - SN7608; ConvF(5.41, 5.52, 5.17) @ 5220 MHz; Calibrated: 2024/3/21
- Sensor-Surface: 2mm (Mechanical Surface Detection)
- Electronics: DAE4 Sn1643; Calibrated: 2024/3/27
- Phantom: SAM 2; Type: QD000P40CC; Serial: TP:1464
- Measurement SW: DASY52, Version 52.10 (4); SEMCAD X Version 14.6.14 (7501)

Ch44/Area Scan (111x121x1): Interpolated grid: dx=1.000 mm, dy=1.000 mm
Maximum value of SAR (interpolated) = 0.478 W/kg

Ch44/Zoom Scan (8x8x15)/Cube 0: Measurement grid: dx=4mm, dy=4mm, dz=2mm
Reference Value = 0 V/m; Power Drift = 0.01 dB
Peak SAR (extrapolated) = 0.972 W/kg
SAR(1 g) = 0.247 W/kg; SAR(10 g) = 0.068 W/kg
Smallest distance from peaks to all points 3 dB below = 6.8 mm
Ratio of SAR at M2 to SAR at M1 = 56.9%
Maximum value of SAR (measured) = 0.512 W/kg



0 dB = 0.512 W/kg

WLAN 5.3GHz_802.11a 6Mbps_Left Tilt_Ch52

Communication System: UID 0, WLAN 5GHz (0); Frequency: 5260 MHz;Duty Cycle: 1:1.029
Medium: HSL_5250 Medium parameters used: f = 5260 MHz; σ = 4.82 S/m; ε_r = 35.244; ρ = 1000 kg/m^3
Ambient Temperature：23.2 ℃; Liquid Temperature：22.6 ℃

DASY5 Configuration:
- Probe: EX3DV4 - SN7608; ConvF(5.41, 5.52, 5.17) @ 5260 MHz; Calibrated: 2024/3/21
- Sensor-Surface: 2mm (Mechanical Surface Detection)
- Electronics: DAE4 Sn1643; Calibrated: 2024/3/27
- Phantom: SAM 2; Type: QD000P40CC; Serial: TP:1464
- Measurement SW: DASY52, Version 52.10 (4); SEMCAD X Version 14.6.14 (7501)

Ch52/Area Scan (111x121x1): Interpolated grid: dx=1.000 mm, dy=1.000 mm
Maximum value of SAR (interpolated) = 0.406 W/kg

Ch52/Zoom Scan (8x8x15)/Cube 0: Measurement grid: dx=4mm, dy=4mm, dz=2mm
Reference Value = 1.751 V/m; Power Drift = -0.10 dB
Peak SAR (extrapolated) = 0.676 W/kg
SAR(1 g) = 0.215 W/kg; SAR(10 g) = 0.066 W/kg
Smallest distance from peaks to all points 3 dB below = 6.2 mm
Ratio of SAR at M2 to SAR at M1 = 60.3%
Maximum value of SAR (measured) = 0.425 W/kg

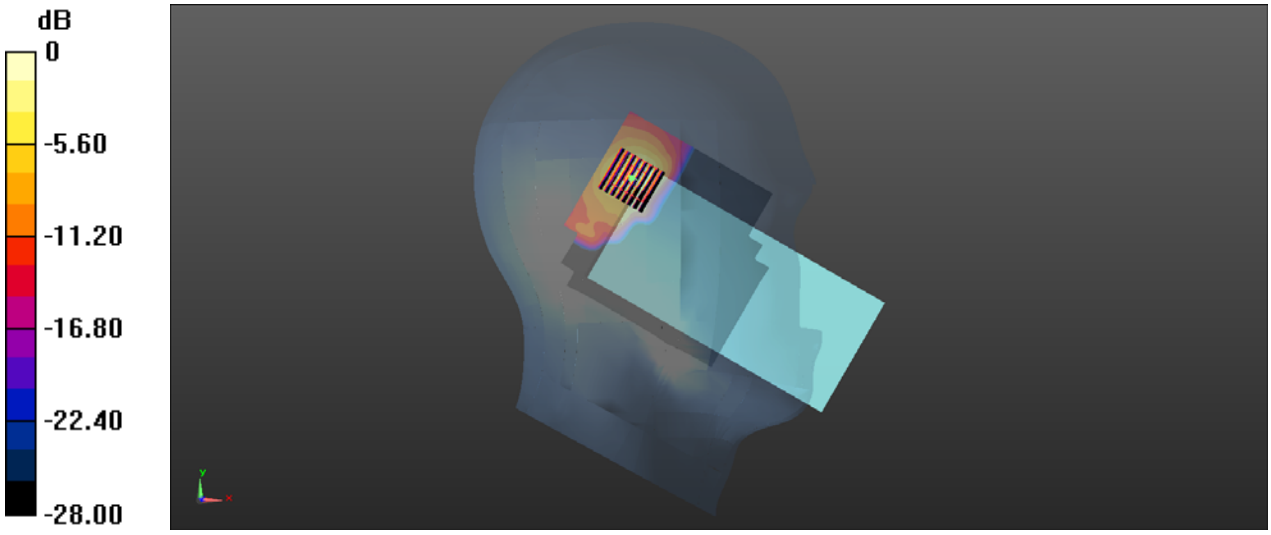

0 dB = 0.425 W/kg

WLAN 5.5GHz_802.11a 6Mbps_Right Tilt_Ch116

Communication System: UID 0, WLAN 5GHz (0); Frequency: 5580 MHz;Duty Cycle: 1:1.022
Medium: HSL_5600 Medium parameters used: f = 5580 MHz; σ = 4.862 S/m; ε_r = 35.276; ρ = 1000 kg/m^3
Ambient Temperature：23.2 ℃; Liquid Temperature：22.8 ℃

DASY5 Configuration:
- Probe: EX3DV4 - SN7608; ConvF(4.67, 4.8, 4.46) @ 5580 MHz; Calibrated: 2024/3/21
- Sensor-Surface: 2mm (Mechanical Surface Detection)
- Electronics: DAE4 Sn1643; Calibrated: 2024/3/27
- Phantom: SAM 2; Type: QD000P40CC; Serial: TP:1464
- Measurement SW: DASY52, Version 52.10 (4); SEMCAD X Version 14.6.14 (7501)

Ch116/Area Scan (111x121x1): Interpolated grid: dx=1.000 mm, dy=1.000 mm
Maximum value of SAR (interpolated) = 0.560 W/kg

Ch116/Zoom Scan (8x8x15)/Cube 0: Measurement grid: dx=4mm, dy=4mm, dz=2mm
Reference Value = 0 V/m; Power Drift = 0.00 dB
Peak SAR (extrapolated) = 0.679 W/kg
SAR(1 g) = 0.217 W/kg; SAR(10 g) = 0.069 W/kg
Smallest distance from peaks to all points 3 dB below = 5.1 mm
Ratio of SAR at M2 to SAR at M1 = 68.9%
Maximum value of SAR (measured) = 0.474 W/kg

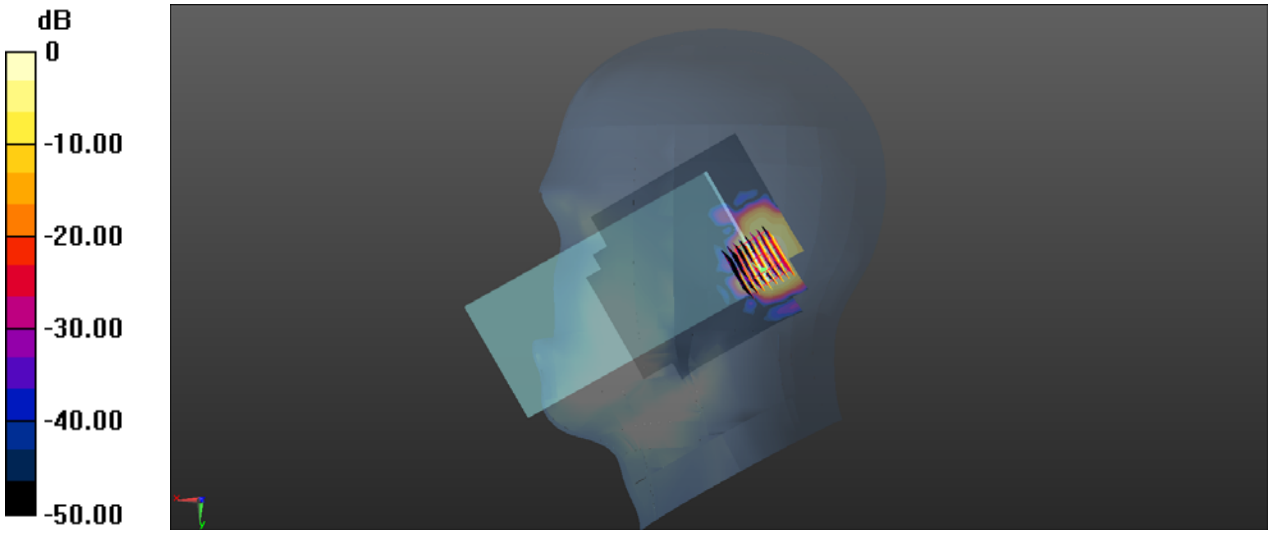

0 dB = 0.474 W/kg

WLAN 5.8GHz_802.11a 6Mbps_Left Tilt_Ch165

Communication System: UID 0, WLAN 5GHz (0); Frequency: 5825 MHz;Duty Cycle: 1:1.029
Medium: HSL_5750 Medium parameters used: f = 5825 MHz; σ = 5.352 S/m; ε_r = 35.818; ρ = 1000 kg/m^3
Ambient Temperature：23.2 ℃; Liquid Temperature：22.3 ℃

DASY5 Configuration:
- Probe: EX3DV4 - SN7608; ConvF(4.76, 4.89, 4.54) @ 5825 MHz; Calibrated: 2024/3/21
- Sensor-Surface: 2mm (Mechanical Surface Detection)
- Electronics: DAE4 Sn1643; Calibrated: 2024/3/27
- Phantom: SAM 2; Type: QD000P40CC; Serial: TP:1464
- Measurement SW: DASY52, Version 52.10 (4); SEMCAD X Version 14.6.14 (7501)

Ch165/Area Scan (111x121x1): Interpolated grid: dx=1.000 mm, dy=1.000 mm
Maximum value of SAR (interpolated) = 0.274 W/kg

Ch165/Zoom Scan (8x8x15)/Cube 0: Measurement grid: dx=4mm, dy=4mm, dz=2mm
Reference Value = 0 V/m; Power Drift = 0.05 dB
Peak SAR (extrapolated) = 0.273 W/kg
SAR(1 g) = 0.097 W/kg; SAR(10 g) = 0.021 W/kg
Smallest distance from peaks to all points 3 dB below = 6.1 mm
Ratio of SAR at M2 to SAR at M1 = 54.1%
Maximum value of SAR (measured) = 0.155 W/kg



0 dB = 0.155 W/kg

GSM850_GPRS(4 TX slots)_Back Side_15mm_Ch189

Communication System: UID 0, GSM850(class 12) (0); Frequency: 836.4 MHz;Duty Cycle: 1:2.08
Medium: HSL_900 Medium parameters used: f = 836.4 MHz; σ = 0.847 S/m; ε_r = 42.081; ρ = 1000 kg/m^3
Ambient Temperature：23.2 ℃; Liquid Temperature：22.1 ℃

DASY5 Configuration:
- Probe: EX3DV4 - SN7608; ConvF(9.17, 9.05, 8.22) @ 836.4 MHz; Calibrated: 2024/3/21
- Sensor-Surface: 2mm (Mechanical Surface Detection)
- Electronics: DAE4 Sn1643; Calibrated: 2024/3/27
- Phantom: SAM 2; Type: QD000P40CC; Serial: TP:1464
- Measurement SW: DASY52, Version 52.10 (4); SEMCAD X Version 14.6.14 (7501)

Ch189/Area Scan (71x121x1): Interpolated grid: dx=1.500 mm, dy=1.500 mm
Maximum value of SAR (interpolated) = 0.587 W/kg

Ch189/Zoom Scan (5x5x7)/Cube 0: Measurement grid: dx=8mm, dy=8mm, dz=5mm
Reference Value = 17.83 V/m; Power Drift = -0.02 dB
Peak SAR (extrapolated) = 0.783 W/kg
SAR(1 g) = 0.444 W/kg; SAR(10 g) = 0.269 W/kg
Smallest distance from peaks to all points 3 dB below = 12.8 mm
Ratio of SAR at M2 to SAR at M1 = 58.5%
Maximum value of SAR (measured) = 0.600 W/kg

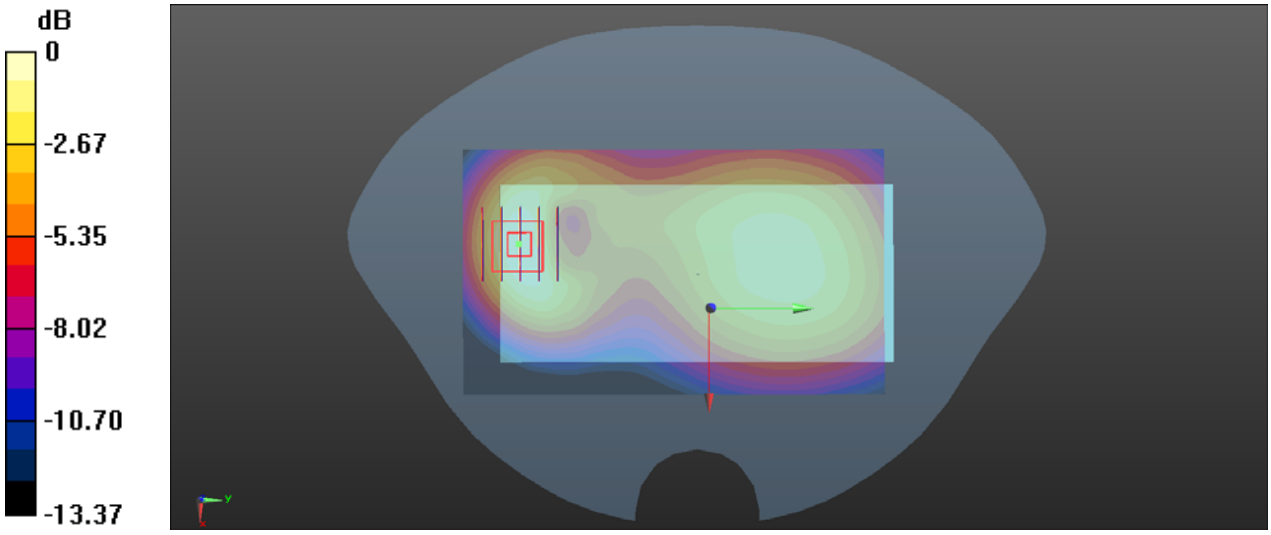

0 dB = 0.600 W/kg

GSM1900_GPRS(2 TX slots)__Back Sdie_15mm_Ch661

Communication System: UID 0, GSM1900(Class 10) (0); Frequency: 1880 MHz;Duty Cycle: 1:4.15
Medium: HSL_1900 Medium parameters used: f = 1880 MHz; σ = 1.485 S/m; ε_r = 40.159; ρ = 1000 kg/m^3
Ambient Temperature：23.2 ℃; Liquid Temperature：22.2 ℃

DASY5 Configuration:
- Probe: EX3DV4 - SN7608; ConvF(7.73, 7.72, 7.11) @ 1880 MHz; Calibrated: 2024/3/21
- Sensor-Surface: 2mm (Mechanical Surface Detection)
- Electronics: DAE4 Sn1643; Calibrated: 2024/3/27
- Phantom: SAM 2; Type: QD000P40CC; Serial: TP:1464
- Measurement SW: DASY52, Version 52.10 (4); SEMCAD X Version 14.6.14 (7501)

Ch661/Area Scan (71x81x1): Interpolated grid: dx=1.500 mm, dy=1.500 mm
Maximum value of SAR (interpolated) = 0.722 W/kg

Ch661/Zoom Scan (5x5x7)/Cube 0: Measurement grid: dx=8mm, dy=8mm, dz=5mm
Reference Value = 11.37 V/m; Power Drift = -0.04 dB
Peak SAR (extrapolated) = 0.859 W/kg
SAR(1 g) = 0.508 W/kg; SAR(10 g) = 0.301 W/kg
Smallest distance from peaks to all points 3 dB below = 14.3 mm
Ratio of SAR at M2 to SAR at M1 = 60.6%
Maximum value of SAR (measured) = 0.664 W/kg

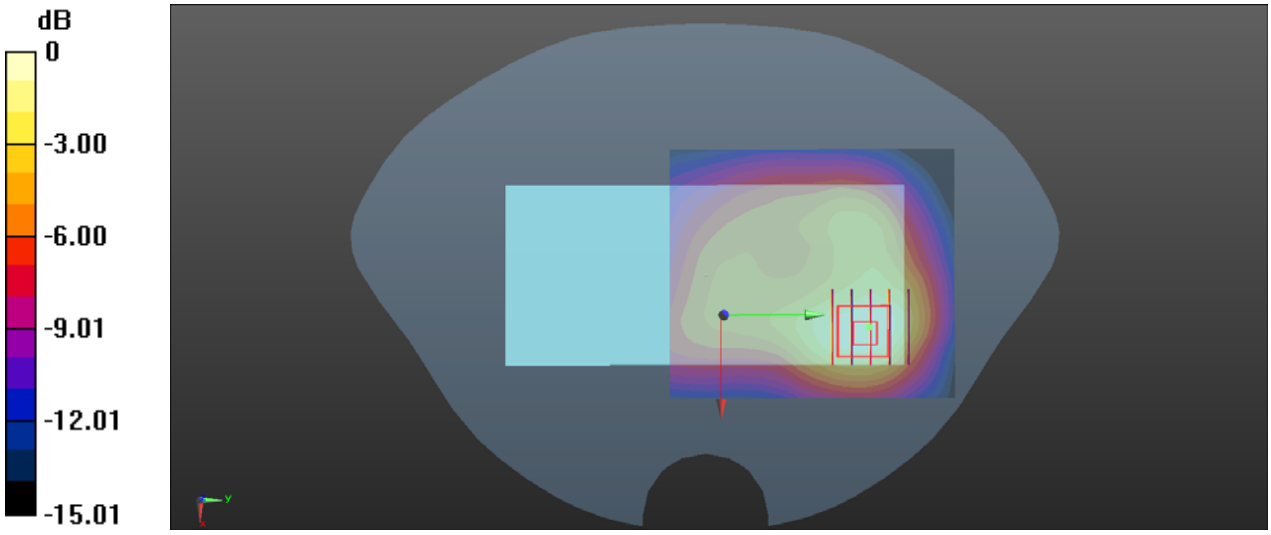

0 dB = 0.664 W/kg

WCDMA Band II_RMC 12.2Kbps_Back Side_15mm_Ch9400

Communication System: UID 0, UMTS-FDD (0); Frequency: 1880 MHz;Duty Cycle: 1:1
Medium: HSL_1900 Medium parameters used: f = 1880 MHz; σ = 1.485 S/m; ε_r = 40.159; ρ = 1000 kg/m^3
Ambient Temperature：23.2 ℃; Liquid Temperature：22.2 ℃

DASY5 Configuration:
- Probe: EX3DV4 - SN7608; ConvF(7.73, 7.72, 7.11) @ 1880 MHz; Calibrated: 2024/3/21
- Sensor-Surface: 2mm (Mechanical Surface Detection)
- Electronics: DAE4 Sn1643; Calibrated: 2024/3/27
- Phantom: SAM 2; Type: QD000P40CC; Serial: TP:1464
- Measurement SW: DASY52, Version 52.10 (4); SEMCAD X Version 14.6.14 (7501)

Ch9400/Area Scan (71x81x1): Interpolated grid: dx=1.500 mm, dy=1.500 mm
Maximum value of SAR (interpolated) = 0.616 W/kg

Ch9400/Zoom Scan (5x5x7)/Cube 0: Measurement grid: dx=8mm, dy=8mm, dz=5mm
Reference Value = 12.51 V/m; Power Drift = -0.08 dB
Peak SAR (extrapolated) = 0.726 W/kg
SAR(1 g) = 0.446 W/kg; SAR(10 g) = 0.262 W/kg
Smallest distance from peaks to all points 3 dB below = 16.3 mm
Ratio of SAR at M2 to SAR at M1 = 61%
Maximum value of SAR (measured) = 0.596 W/kg

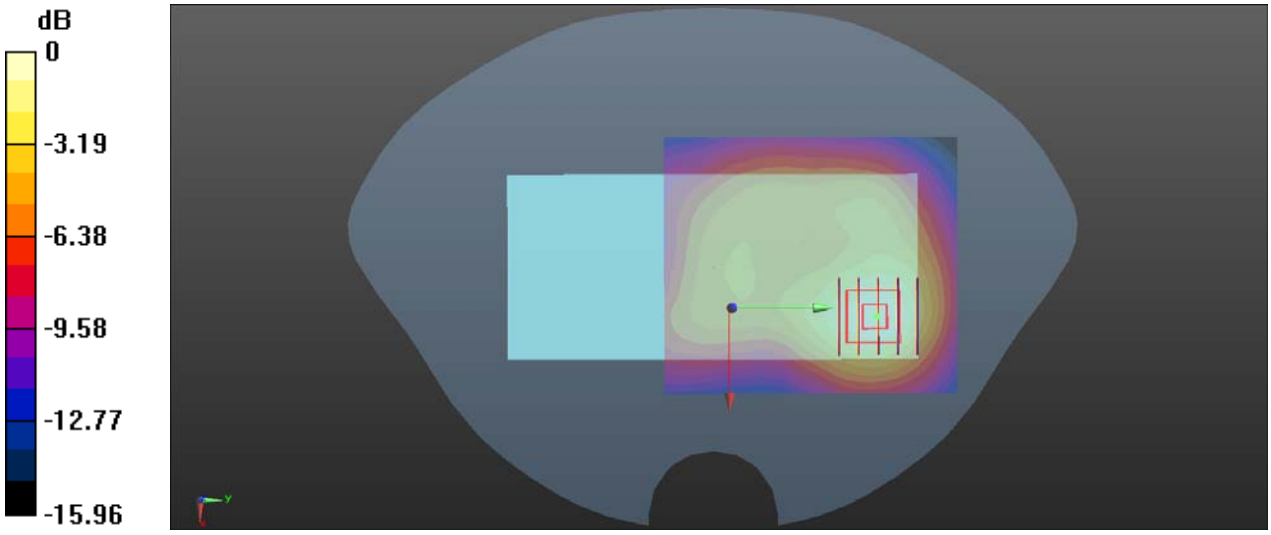

0 dB = 0.596 W/kg

WCDMA Band IV_RMC 12.2Kbps_Back Side_15mm_Ch1413

Communication System: UID 0, UMTS-FDD (0); Frequency: 1732.6 MHz;Duty Cycle: 1:1
Medium: HSL_1800 Medium parameters used: f = 1733 MHz; σ = 1.312 S/m; ε_r = 41.426; ρ = 1000 kg/m^3
Ambient Temperature：23.2 ℃; Liquid Temperature：22.5 ℃

DASY5 Configuration:
- Probe: EX3DV4 - SN7608; ConvF(7.94, 7.98, 7.32) @ 1732.6 MHz; Calibrated: 2024/3/21
- Sensor-Surface: 2mm (Mechanical Surface Detection)
- Electronics: DAE4 Sn1643; Calibrated: 2024/3/27
- Phantom: SAM 2; Type: QD000P40CC; Serial: TP:1464
- Measurement SW: DASY52, Version 52.10 (4); SEMCAD X Version 14.6.14 (7501)

Ch1413/Area Scan (71x81x1): Interpolated grid: dx=1.500 mm, dy=1.500 mm
Maximum value of SAR (interpolated) = 0.531 W/kg

Ch1413/Zoom Scan (5x5x7)/Cube 0: Measurement grid: dx=8mm, dy=8mm, dz=5mm
Reference Value = 10.42 V/m; Power Drift = -0.05 dB
Peak SAR (extrapolated) = 0.511 W/kg
SAR(1 g) = 0.320 W/kg; SAR(10 g) = 0.190 W/kg
Smallest distance from peaks to all points 3 dB below = 16.1 mm
Ratio of SAR at M2 to SAR at M1 = 62.7%
Maximum value of SAR (measured) = 0.423 W/kg

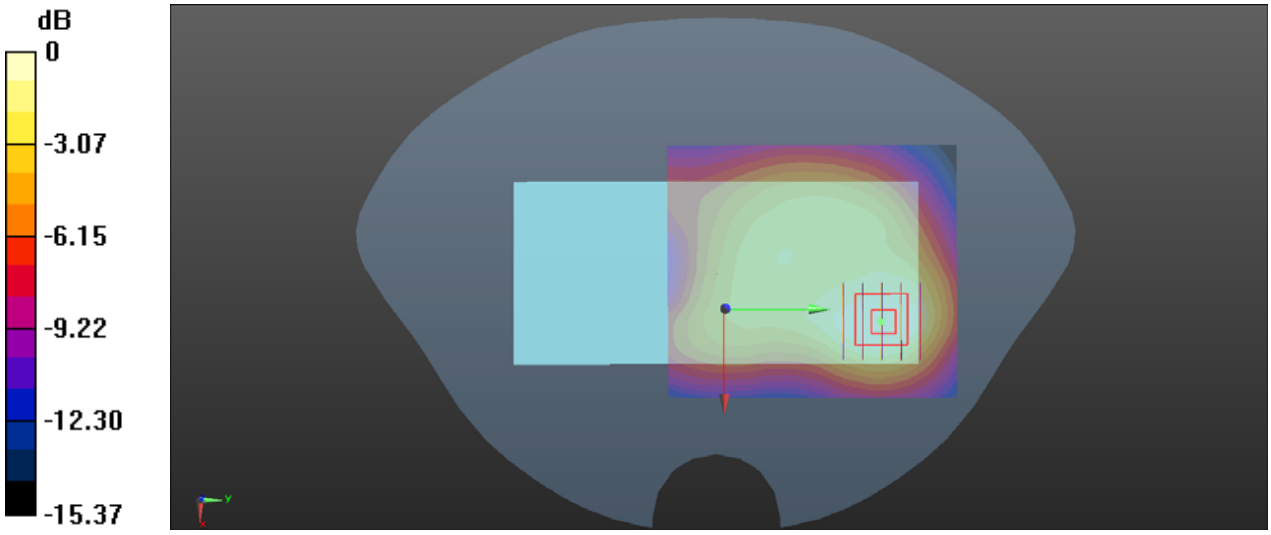

0 dB = 0.423 W/kg

WCDMA Band V_RMC 12.2Kbps_Back Side_15mm_Ch4182

Communication System: UID 0, UMTS-FDD (0); Frequency: 836.4 MHz;Duty Cycle: 1:1
Medium: HSL_900 Medium parameters used: f = 836.4 MHz; σ = 0.848 S/m; ε_r = 42.075; ρ = 1000 kg/m^3
Ambient Temperature：23.2 ℃; Liquid Temperature：22.1 ℃

DASY5 Configuration:
- Probe: EX3DV4 - SN7608; ConvF(9.17, 9.05, 8.22) @ 836.4 MHz; Calibrated: 2024/3/21
- Sensor-Surface: 2mm (Mechanical Surface Detection)
- Electronics: DAE4 Sn1643; Calibrated: 2024/3/27
- Phantom: SAM 2; Type: QD000P40CC; Serial: TP:1464
- Measurement SW: DASY52, Version 52.10 (4); SEMCAD X Version 14.6.14 (7501)

Ch4182/Area Scan (71x121x1): Interpolated grid: dx=1.500 mm, dy=1.500 mm
Maximum value of SAR (interpolated) = 0.541 W/kg

Ch4182/Zoom Scan (5x5x7)/Cube 0: Measurement grid: dx=8mm, dy=8mm, dz=5mm
Reference Value = 18.27 V/m; Power Drift = -0.09 dB
Peak SAR (extrapolated) = 0.657 W/kg
SAR(1 g) = 0.418 W/kg; SAR(10 g) = 0.251 W/kg
Smallest distance from peaks to all points 3 dB below = 11.6 mm
Ratio of SAR at M2 to SAR at M1 = 64.5%
Maximum value of SAR (measured) = 0.545 W/kg

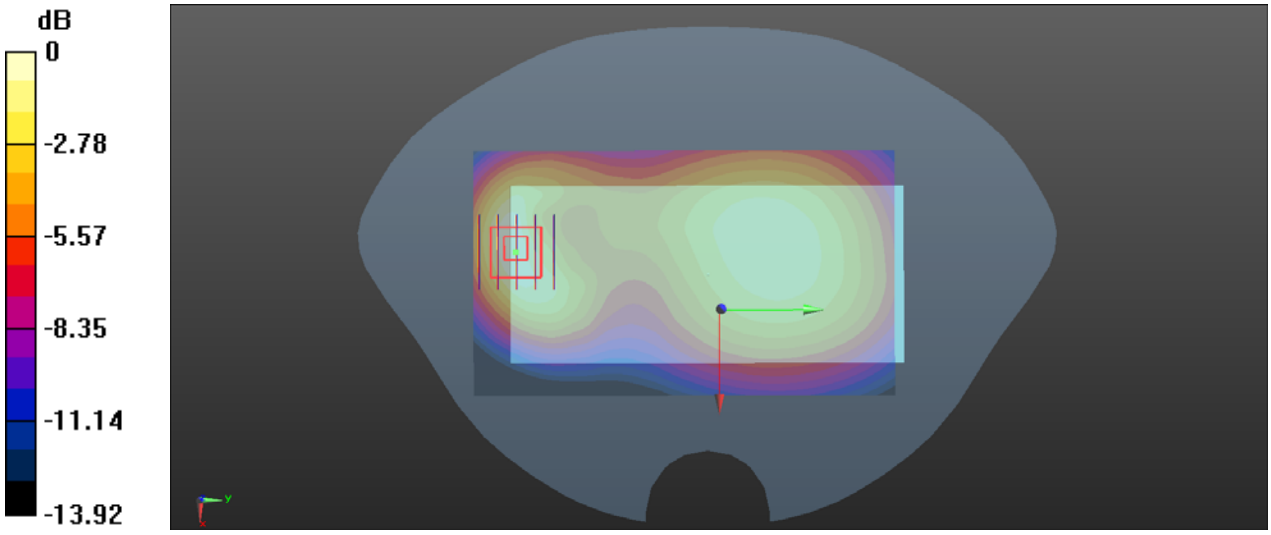

0 dB = 0.545 W/kg

LTE Band 2_20MHz_QPSK_50RB_0Offset_Back Side_15mm_Ch18900

Communication System: UID 0, LTE (0); Frequency: 1880 MHz;Duty Cycle: 1:1
Medium: HSL_1900 Medium parameters used: f = 1880 MHz; σ = 1.485 S/m; ε_r = 40.159; ρ = 1000 kg/m^3
Ambient Temperature：23.2 ℃; Liquid Temperature：22.2 ℃

DASY5 Configuration:
- Probe: EX3DV4 - SN7608; ConvF(7.73, 7.72, 7.11) @ 1880 MHz; Calibrated: 2024/3/21
- Sensor-Surface: 2mm (Mechanical Surface Detection)
- Electronics: DAE4 Sn1643; Calibrated: 2024/3/27
- Phantom: SAM 2; Type: QD000P40CC; Serial: TP:1464
- Measurement SW: DASY52, Version 52.10 (4); SEMCAD X Version 14.6.14 (7501)

Ch18900/Area Scan (71x81x1): Interpolated grid: dx=1.500 mm, dy=1.500 mm
Maximum value of SAR (interpolated) = 0.647 W/kg

Ch18900/Zoom Scan (5x5x7)/Cube 0: Measurement grid: dx=8mm, dy=8mm, dz=5mm
Reference Value = 12.57 V/m; Power Drift = -0.04 dB
Peak SAR (extrapolated) = 0.793 W/kg
SAR(1 g) = 0.458 W/kg; SAR(10 g) = 0.153 W/kg
Smallest distance from peaks to all points 3 dB below = 14.8 mm
Ratio of SAR at M2 to SAR at M1 = 58.2%
Maximum value of SAR (measured) = 0.626 W/kg

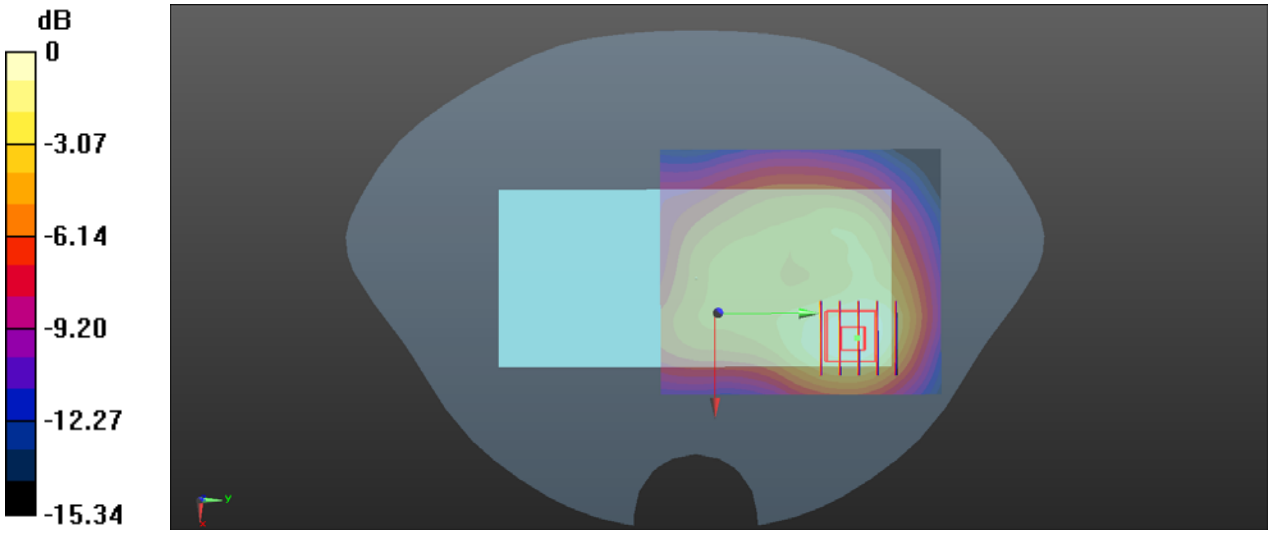

0 dB = 0.626 W/kg

LTE Band 5_10MHz_QPSK_1RB_0Offset_Back Sdie_15mm_Ch20525

Communication System: UID 0, LTE (0); Frequency: 836.5 MHz;Duty Cycle: 1:1
Medium: HSL_900 Medium parameters used: f = 836.5 MHz; σ = 0.848 S/m; ε_r = 42.075; ρ = 1000 kg/m^3
Ambient Temperature：23.2 ℃; Liquid Temperature：22.1 ℃

DASY5 Configuration:
- Probe: EX3DV4 - SN7608; ConvF(9.17, 9.05, 8.22) @ 836.5 MHz; Calibrated: 2024/3/21
- Sensor-Surface: 2mm (Mechanical Surface Detection)
- Electronics: DAE4 Sn1643; Calibrated: 2024/3/27
- Phantom: SAM 2; Type: QD000P40CC; Serial: TP:1464
- Measurement SW: DASY52, Version 52.10 (4); SEMCAD X Version 14.6.14 (7501)

Ch20525/Area Scan (71x121x1): Interpolated grid: dx=1.500 mm, dy=1.500 mm
Maximum value of SAR (interpolated) = 0.400 W/kg

Ch20525/Zoom Scan (5x5x7)/Cube 0: Measurement grid: dx=8mm, dy=8mm, dz=5mm
Reference Value = 17.83 V/m; Power Drift = -0.08 dB
Peak SAR (extrapolated) = 0.486 W/kg
SAR(1 g) = 0.312 W/kg; SAR(10 g) = 0.190 W/kg
Smallest distance from peaks to all points 3 dB below = 12.2 mm
Ratio of SAR at M2 to SAR at M1 = 64.7%
Maximum value of SAR (measured) = 0.406 W/kg

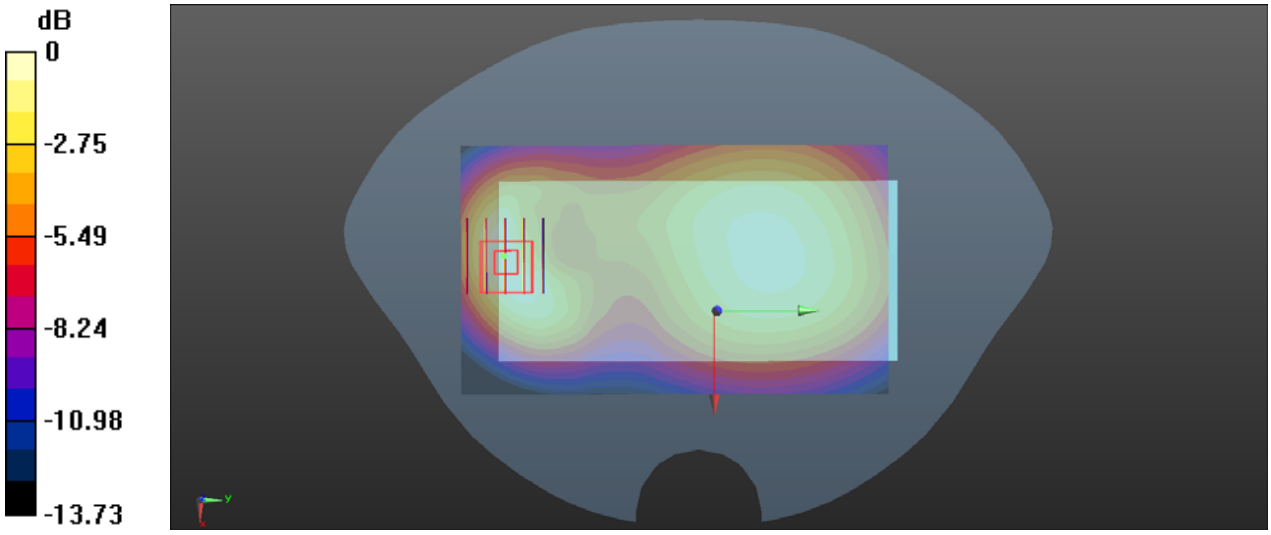

0 dB = 0.406 W/kg

LTE Band 7_20MHz_QPSK_1RB_0Offset_Back Side_15mm_Ch21100

Communication System: UID 0, LTE (0); Frequency: 2535 MHz;Duty Cycle: 1:1
Medium: HSL_2600 Medium parameters used: f = 2535 MHz; σ = 1.873 S/m; ε_r = 38.849; ρ = 1000 kg/m^3
Ambient Temperature：23.2 ℃; Liquid Temperature：22.4 ℃

DASY5 Configuration:
- Probe: EX3DV4 - SN7608; ConvF(7.23, 7.26, 6.75) @ 2535 MHz; Calibrated: 2024/3/21
- Sensor-Surface: 2mm (Mechanical Surface Detection)
- Electronics: DAE4 Sn1643; Calibrated: 2024/3/27
- Phantom: SAM 2; Type: QD000P40CC; Serial: TP:1464
- Measurement SW: DASY52, Version 52.10 (4); SEMCAD X Version 14.6.14 (7501)

Ch21100/Area Scan (91x101x1): Interpolated grid: dx=1.200 mm, dy=1.200 mm
Maximum value of SAR (interpolated) = 0.847 W/kg

Ch21100/Zoom Scan (7x7x7)/Cube 0: Measurement grid: dx=5mm, dy=5mm, dz=5mm
Reference Value = 2.951 V/m; Power Drift = 0.02 dB
Peak SAR (extrapolated) = 0.994 W/kg
SAR(1 g) = 0.538 W/kg; SAR(10 g) = 0.283 W/kg
Smallest distance from peaks to all points 3 dB below = 14.1 mm
Ratio of SAR at M2 to SAR at M1 = 53.4%
Maximum value of SAR (measured) = 0.771 W/kg

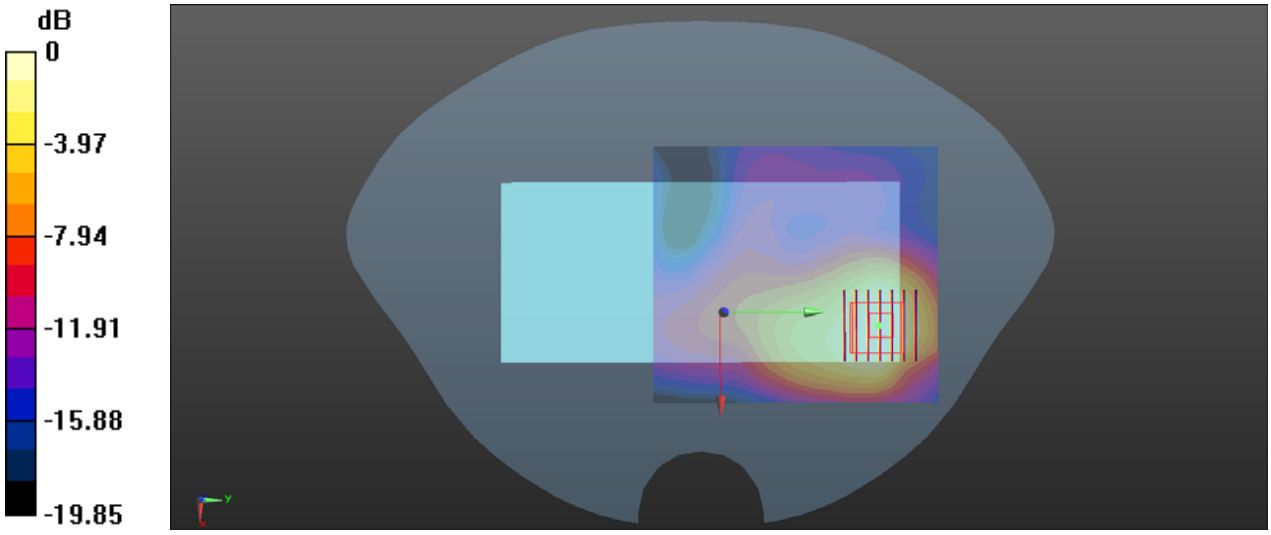

0 dB = 0.771 W/kg

LTE Band 12_10MHz_QPSK_1RB_0Offset_Back Side_15mm_Ch23095

Communication System: UID 0, LTE (0); Frequency: 707.5 MHz;Duty Cycle: 1:1
Medium: HSL_750 Medium parameters used: f = 707.5 MHz; σ = 0.867 S/m; ε_r = 43.747; ρ = 1000 kg/m^3
Ambient Temperature：23.2 ℃; Liquid Temperature：22.5 ℃

DASY5 Configuration:
- Probe: EX3DV4 - SN7608; ConvF(9.85, 9.47, 8.84) @ 707.5 MHz; Calibrated: 2024/3/21
- Sensor-Surface: 2mm (Mechanical Surface Detection)
- Electronics: DAE4 Sn1643; Calibrated: 2024/3/27
- Phantom: SAM 2; Type: QD000P40CC; Serial: TP:1464
- Measurement SW: DASY52, Version 52.10 (4); SEMCAD X Version 14.6.14 (7501)

Ch23095/Area Scan (71x121x1): Interpolated grid: dx=1.500 mm, dy=1.500 mm
Maximum value of SAR (interpolated) = 0.387 W/kg

Ch23095/Zoom Scan (5x5x7)/Cube 0: Measurement grid: dx=8mm, dy=8mm, dz=5mm
Reference Value = 22.96 V/m; Power Drift = -0.03 dB
Peak SAR (extrapolated) = 0.400 W/kg
SAR(1 g) = 0.334 W/kg; SAR(10 g) = 0.260 W/kg
Smallest distance from peaks to all points 3 dB below: Larger than measurement grid (> 16 mm)
Ratio of SAR at M2 to SAR at M1 = 82.2%
Maximum value of SAR (measured) = 0.376 W/kg

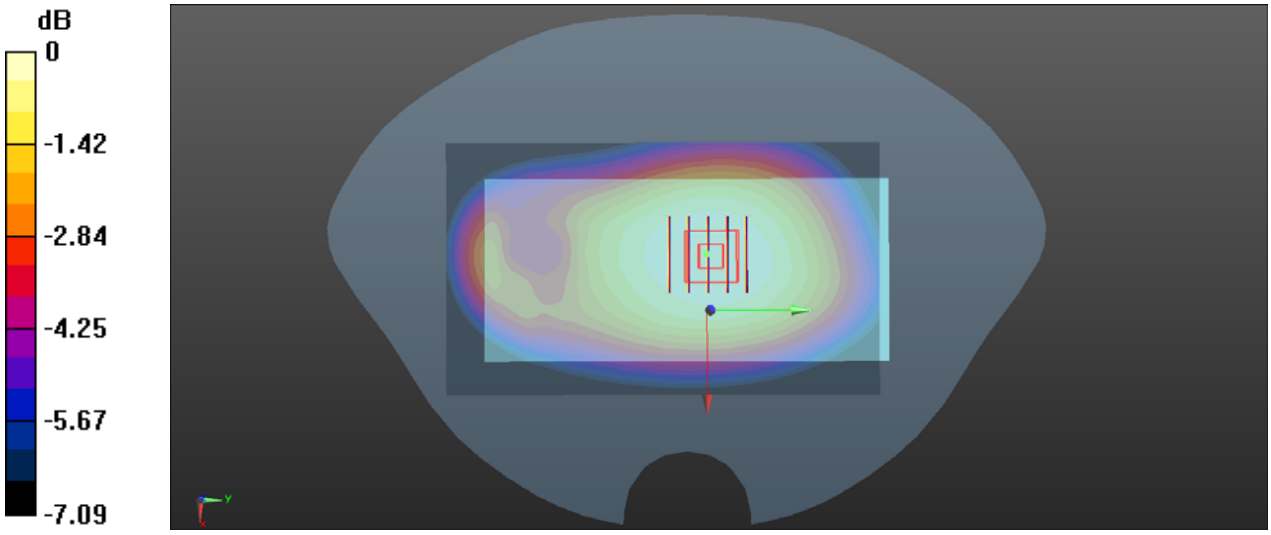

0 dB = 0.376 W/kg

LTE Band 13_10MHz_QPSK_1RB_0Offset_Back Side_15mm_Ch23230

Communication System: UID 0, LTE (0); Frequency: 782 MHz;Duty Cycle: 1:1
Medium: HSL_750 Medium parameters used: f = 782 MHz; σ = 0.961 S/m; ε_r = 42.623; ρ = 1000 kg/m^3
Ambient Temperature：23.2 ℃; Liquid Temperature：22.5 ℃

DASY5 Configuration:
- Probe: EX3DV4 - SN7608; ConvF(9.85, 9.47, 8.84) @ 782 MHz; Calibrated: 2024/3/21
- Sensor-Surface: 2mm (Mechanical Surface Detection)
- Electronics: DAE4 Sn1643; Calibrated: 2024/3/27
- Phantom: SAM 2; Type: QD000P40CC; Serial: TP:1464
- Measurement SW: DASY52, Version 52.10 (4); SEMCAD X Version 14.6.14 (7501)

Ch23230/Area Scan (71x121x1): Interpolated grid: dx=1.500 mm, dy=1.500 mm
Maximum value of SAR (interpolated) = 0.425 W/kg

Ch23230/Zoom Scan (5x5x7)/Cube 0: Measurement grid: dx=8mm, dy=8mm, dz=5mm
Reference Value = 23.51 V/m; Power Drift = -0.05 dB
Peak SAR (extrapolated) = 0.438 W/kg
SAR(1 g) = 0.362 W/kg; SAR(10 g) = 0.281 W/kg
Smallest distance from peaks to all points 3 dB below: Larger than measurement grid (> 16 mm)
Ratio of SAR at M2 to SAR at M1 = 81.1%
Maximum value of SAR (measured) = 0.409 W/kg

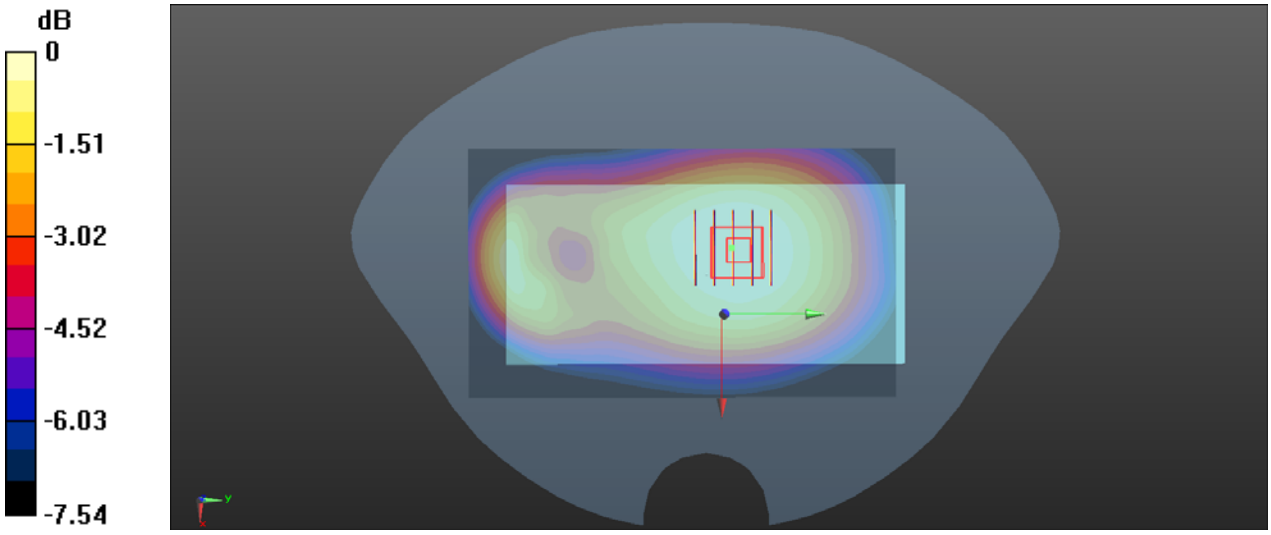

0 dB = 0.409 W/kg

LTE Band 25_20MHz_QPSK_1RB_0Offset_Back Sdie_15mm_Ch26365

Communication System: UID 0, LTE (0); Frequency: 1882.5 MHz;Duty Cycle: 1:1
Medium: HSL_1900 Medium parameters used: f = 1882.5 MHz; σ = 1.487 S/m; ε_r = 40.185; ρ = 1000 kg/m^3
Ambient Temperature：23.2 ℃; Liquid Temperature：22.2 ℃

DASY5 Configuration:
- Probe: EX3DV4 - SN7608; ConvF(7.73, 7.72, 7.11) @ 1882.5 MHz; Calibrated: 2024/3/21
- Sensor-Surface: 2mm (Mechanical Surface Detection)
- Electronics: DAE4 Sn1643; Calibrated: 2024/3/27
- Phantom: SAM 2; Type: QD000P40CC; Serial: TP:1464
- Measurement SW: DASY52, Version 52.10 (4); SEMCAD X Version 14.6.14 (7501)

Ch26365/Area Scan (71x81x1): Interpolated grid: dx=1.500 mm, dy=1.500 mm
Maximum value of SAR (interpolated) = 0.563 W/kg

Ch26365/Zoom Scan (5x5x7)/Cube 0: Measurement grid: dx=8mm, dy=8mm, dz=5mm
Reference Value = 10.39 V/m; Power Drift = 0.11 dB
Peak SAR (extrapolated) = 0.691 W/kg
SAR(1 g) = 0.410 W/kg; SAR(10 g) = 0.242 W/kg
Smallest distance from peaks to all points 3 dB below = 18.7 mm
Ratio of SAR at M2 to SAR at M1 = 59.3%
Maximum value of SAR (measured) = 0.553 W/kg

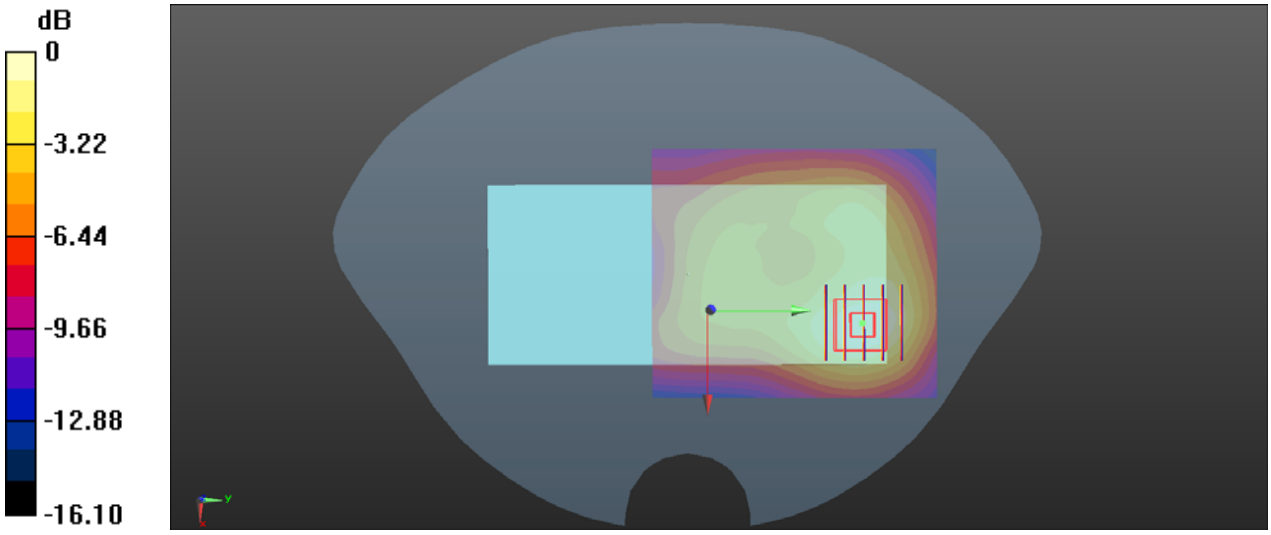

0 dB = 0.553 W/kg

LTE Band 26_15MHz_QPSK_1RB_0Offset_Back Sied 15mm_Ch26865

Communication System: UID 0, LTE (0); Frequency: 831.5 MHz;Duty Cycle: 1:1
Medium: HSL_900 Medium parameters used: f = 831.5 MHz; σ = 0.822 S/m; ε_r = 42.461; ρ = 1000 kg/m^3
Ambient Temperature：23.2 ℃; Liquid Temperature：22.1 ℃

DASY5 Configuration:
- Probe: EX3DV4 - SN7608; ConvF(9.17, 9.05, 8.22) @ 831.5 MHz; Calibrated: 2024/3/21
- Sensor-Surface: 2mm (Mechanical Surface Detection)
- Electronics: DAE4 Sn1643; Calibrated: 2024/3/27
- Phantom: SAM 2; Type: QD000P40CC; Serial: TP:1464
- Measurement SW: DASY52, Version 52.10 (4); SEMCAD X Version 14.6.14 (7501)

Ch26865/Area Scan (71x121x1): Interpolated grid: dx=1.500 mm, dy=1.500 mm
Maximum value of SAR (interpolated) = 0.388 W/kg

Ch26865/Zoom Scan (5x5x7)/Cube 0: Measurement grid: dx=8mm, dy=8mm, dz=5mm
Reference Value = 17.62 V/m; Power Drift = -0.09 dB
Peak SAR (extrapolated) = 0.520 W/kg
SAR(1 g) = 0.295 W/kg; SAR(10 g) = 0.183 W/kg
Smallest distance from peaks to all points 3 dB below = 4.8 mm
Ratio of SAR at M2 to SAR at M1 = 64.5%
Maximum value of SAR (measured) = 0.392 W/kg

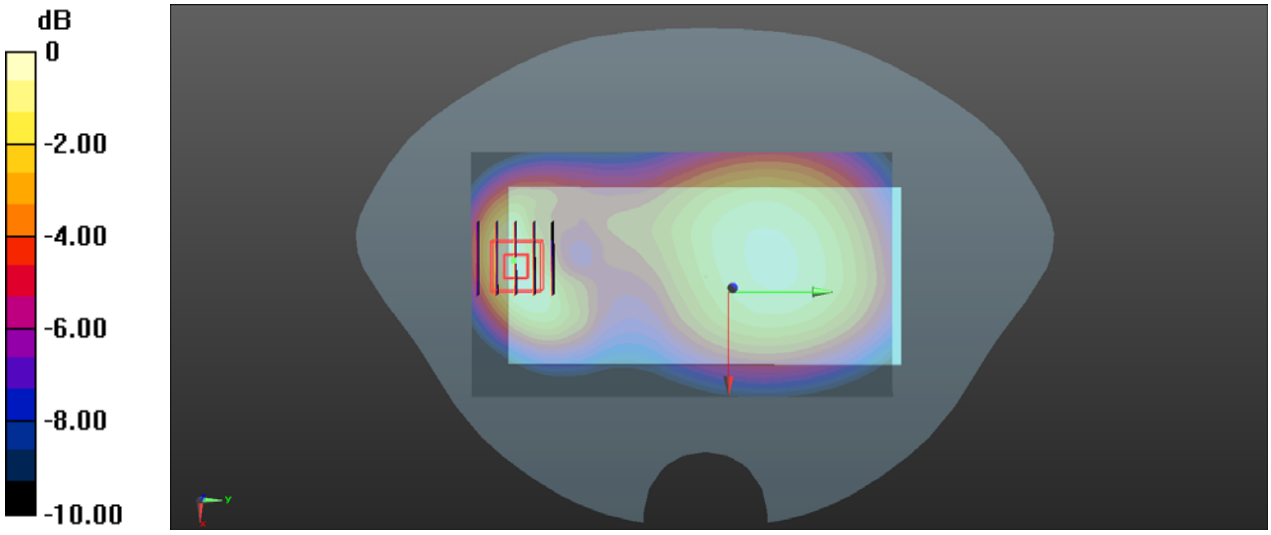

0 dB = 0.392 W/kg

LTE Band 38_20MHz_QPSK_1RB_0Offset_Back Side_15mm_Ch38000

Communication System: UID 0, LTE (0); Frequency: 2595 MHz;Duty Cycle: 1:1.59
Medium: HSL_2600 Medium parameters used: f = 2595 MHz; σ = 1.905 S/m; ε_r = 38.771; ρ = 1000 kg/m^3
Ambient Temperature：23.2 ℃; Liquid Temperature：22.4 ℃

DASY5 Configuration:
- Probe: EX3DV4 - SN7608; ConvF(7.23, 7.26, 6.75) @ 2595 MHz; Calibrated: 2024/3/21
- Sensor-Surface: 2mm (Mechanical Surface Detection)
- Electronics: DAE4 Sn1643; Calibrated: 2024/3/27
- Phantom: SAM 2; Type: QD000P40CC; Serial: TP:1464
- Measurement SW: DASY52, Version 52.10 (4); SEMCAD X Version 14.6.14 (7501)

Ch38000/Area Scan (91x101x1): Interpolated grid: dx=1.200 mm, dy=1.200 mm
Maximum value of SAR (interpolated) = 0.352 W/kg

Ch38000/Zoom Scan (7x7x7)/Cube 0: Measurement grid: dx=5mm, dy=5mm, dz=5mm
Reference Value = 3.908 V/m; Power Drift = 0.02 dB
Peak SAR (extrapolated) = 0.444 W/kg
SAR(1 g) = 0.234 W/kg; SAR(10 g) = 0.124 W/kg
Smallest distance from peaks to all points 3 dB below = 14 mm
Ratio of SAR at M2 to SAR at M1 = 51.5%
Maximum value of SAR (measured) = 0.339 W/kg

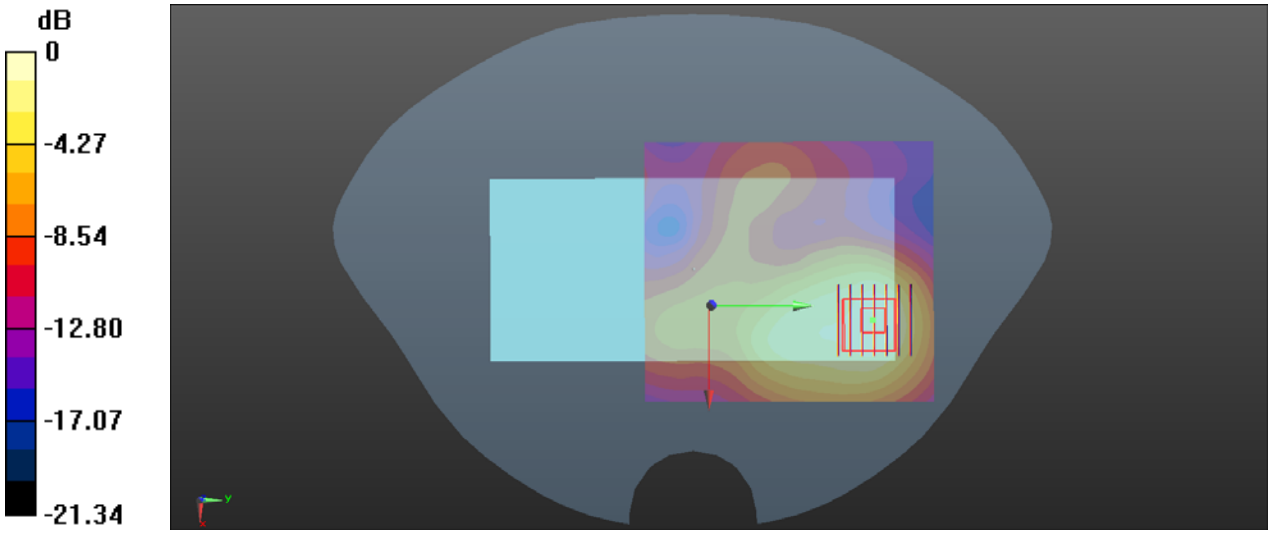

0 dB = 0.339 W/kg

LTE Band 41_20MHz_QPSK_1RB_0Offset_Back Side 15mm_Ch40620

Communication System: UID 0, LTE (0); Frequency: 2593 MHz;Duty Cycle: 1:1.59
Medium: HSL_2600 Medium parameters used: f = 2593 MHz; σ = 1.902 S/m; ε_r = 38.782; ρ = 1000 kg/m^3
Ambient Temperature：23.2 ℃; Liquid Temperature：22.4℃

DASY5 Configuration:
- Probe: EX3DV4 - SN7608; ConvF(7.23, 7.26, 6.75) @ 2593 MHz; Calibrated: 2024/3/21
- Sensor-Surface: 2mm (Mechanical Surface Detection)
- Electronics: DAE4 Sn1643; Calibrated: 2024/3/27
- Phantom: SAM 2; Type: QD000P40CC; Serial: TP:1464
- Measurement SW: DASY52, Version 52.10 (4); SEMCAD X Version 14.6.14 (7501)

Ch40620/Area Scan (91x101x1): Interpolated grid: dx=1.200 mm, dy=1.200 mm
Maximum value of SAR (interpolated) = 0.177 W/kg

Ch40620/Zoom Scan (7x7x7)/Cube 0: Measurement grid: dx=5mm, dy=5mm, dz=5mm
Reference Value = 1.312 V/m; Power Drift = 0.02 dB
Peak SAR (extrapolated) = 0.223 W/kg
SAR(1 g) = 0.118 W/kg; SAR(10 g) = 0.063 W/kg
Smallest distance from peaks to all points 3 dB below = 13.6 mm
Ratio of SAR at M2 to SAR at M1 = 52%
Maximum value of SAR (measured) = 0.167 W/kg

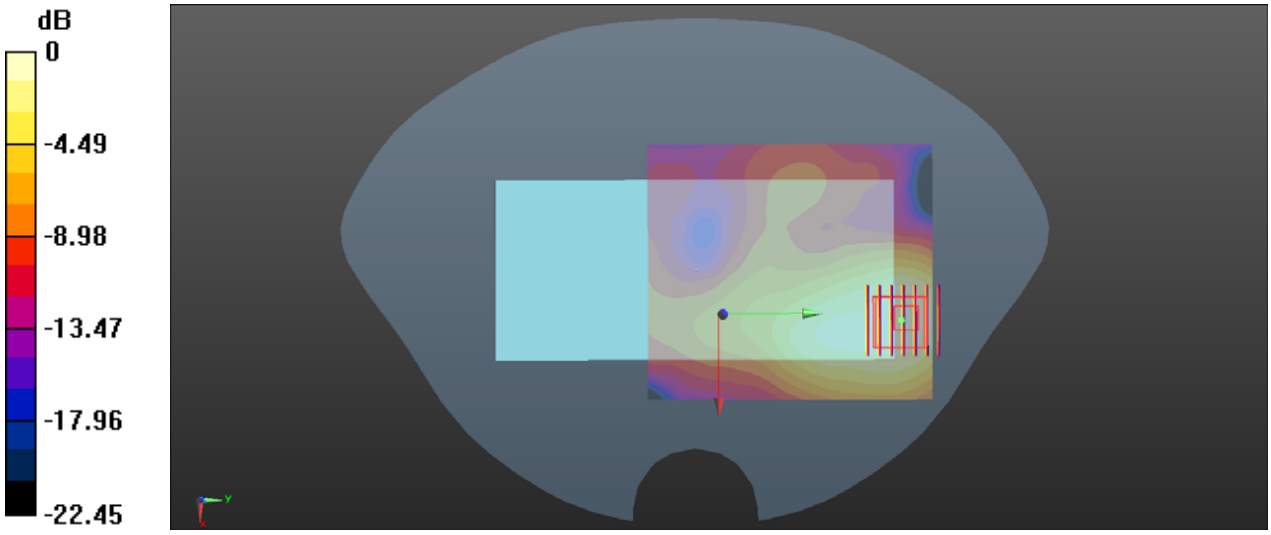

0 dB = 0.167 W/kg

LTE Band 66_20MHz_QPSK_1RB_0Offset_Back Sdie_15mm_Ch132322

Communication System: UID 0, LTE (0); Frequency: 1745 MHz;Duty Cycle: 1:1
Medium: HSL_1800 Medium parameters used: f = 1745 MHz; σ = 1.319 S/m; ε_r = 41.41; ρ = 1000 kg/m^3
Ambient Temperature：23.2 ℃; Liquid Temperature：22.5 ℃

DASY5 Configuration:
- Probe: EX3DV4 - SN7608; ConvF(7.94, 7.98, 7.32) @ 1745 MHz; Calibrated: 2024/3/21
- Sensor-Surface: 2mm (Mechanical Surface Detection)
- Electronics: DAE4 Sn1643; Calibrated: 2024/3/27
- Phantom: SAM 2; Type: QD000P40CC; Serial: TP:1464
- Measurement SW: DASY52, Version 52.10 (4); SEMCAD X Version 14.6.14 (7501)

Ch132322/Area Scan (71x81x1): Interpolated grid: dx=1.500 mm, dy=1.500 mm
Maximum value of SAR (interpolated) = 0.431 W/kg

Ch132322/Zoom Scan (5x5x7)/Cube 0: Measurement grid: dx=8mm, dy=8mm, dz=5mm
Reference Value = 8.249 V/m; Power Drift = -0.17 dB
Peak SAR (extrapolated) = 0.488 W/kg
SAR(1 g) = 0.304 W/kg; SAR(10 g) = 0.180 W/kg
Smallest distance from peaks to all points 3 dB below = 17.3 mm
Ratio of SAR at M2 to SAR at M1 = 62.2%
Maximum value of SAR (measured) = 0.402 W/kg

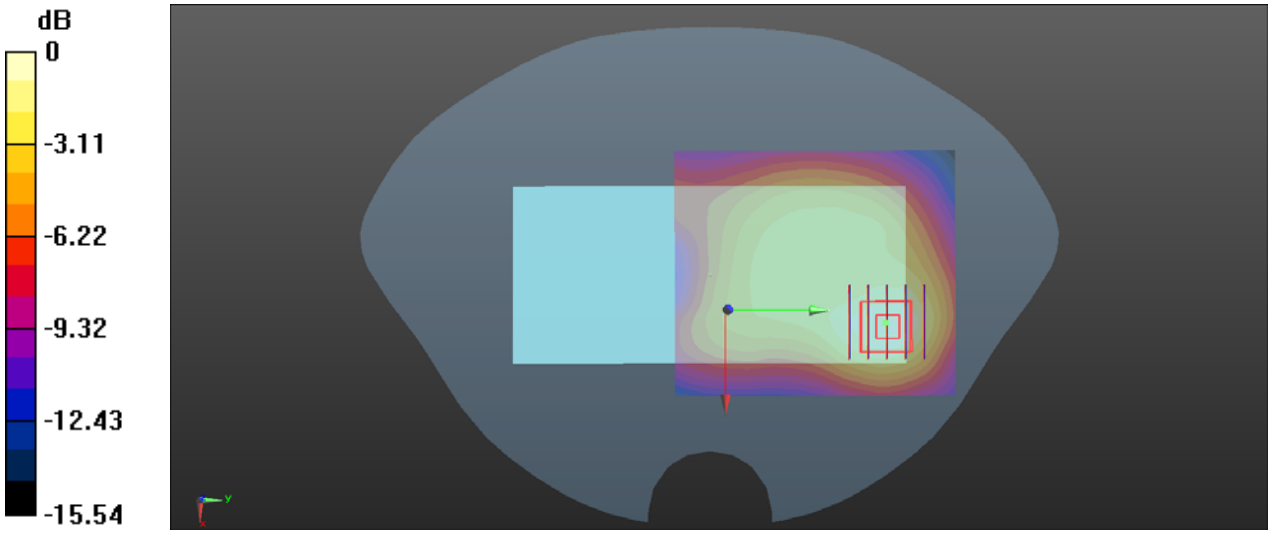

0 dB = 0.402 W/kg

LTE Band 71_20MHz_QPSK_1RB_0Offset_Back Sdie_15mm_Ch133322

Communication System: UID 0, LTE (0); Frequency: 683 MHz;Duty Cycle: 1:1
Medium: HSL_750 Medium parameters used: f = 683 MHz; σ = 0.822 S/m; ε_r = 43.802; ρ = 1000 kg/m^3
Ambient Temperature：23.2 ℃; Liquid Temperature：22.5 ℃

DASY5 Configuration:
- Probe: EX3DV4 - SN7608; ConvF(9.85, 9.47, 8.84) @ 683 MHz; Calibrated: 2024/3/21
- Sensor-Surface: 2mm (Mechanical Surface Detection)
- Electronics: DAE4 Sn1643; Calibrated: 2024/3/27
- Phantom: SAM 2; Type: QD000P40CC; Serial: TP:1464
- Measurement SW: DASY52, Version 52.10 (4); SEMCAD X Version 14.6.14 (7501)

Ch133322/Area Scan (71x121x1): Interpolated grid: dx=1.500 mm, dy=1.500 mm
Maximum value of SAR (interpolated) = 0.397 W/kg

Ch133322/Zoom Scan (5x5x7)/Cube 0: Measurement grid: dx=8mm, dy=8mm, dz=5mm
Reference Value = 22.40 V/m; Power Drift = -0.09 dB
Peak SAR (extrapolated) = 0.413 W/kg
SAR(1 g) = 0.345 W/kg; SAR(10 g) = 0.269 W/kg
Smallest distance from peaks to all points 3 dB below: Larger than measurement grid (> 16 mm)
Ratio of SAR at M2 to SAR at M1 = 82.5%
Maximum value of SAR (measured) = 0.386 W/kg

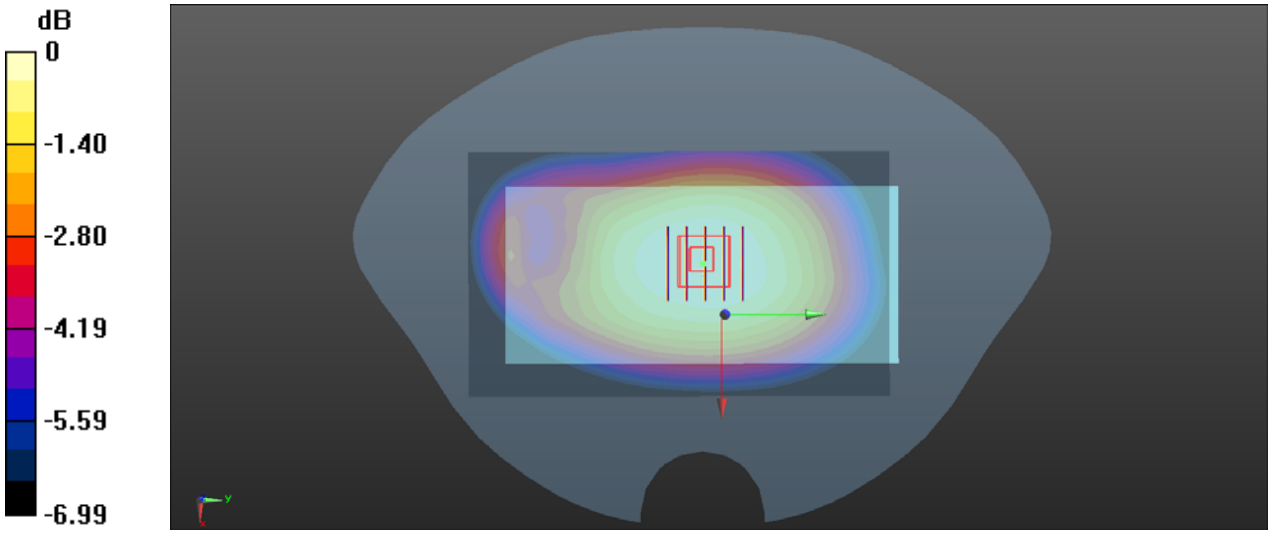

0 dB = 0.386 W/kg

5G NR n2_40MHz_DFT-S-QPSK_1RB_1Offset_Back Side_15mm_Ch376000

Communication System: UID 0, 5G NR (0); Frequency: 1880 MHz;Duty Cycle: 1:1
Medium: HSL_1900 Medium parameters used: f = 1880 MHz; σ = 1.485 S/m; ε_r = 40.159; ρ = 1000 kg/m^3
Ambient Temperature：23.2 ℃; Liquid Temperature：22.2 ℃

DASY5 Configuration:
- PProbe: EX3DV4 - SN7608; ConvF(7.73, 7.72, 7.11) @ 1880 MHz; Calibrated: 2024/3/21
- Sensor-Surface: 2mm (Mechanical Surface Detection)
- Electronics: DAE4 Sn1643; Calibrated: 2024/3/27
- Phantom: SAM 2; Type: QD000P40CC; Serial: TP:1464
- Measurement SW: DASY52, Version 52.10 (4); SEMCAD X Version 14.6.14 (7501)

Ch376000/Area Scan (71x81x1): Interpolated grid: dx=1.500 mm, dy=1.500 mm
Maximum value of SAR (interpolated) = 1.03 W/kg

Ch376000/Zoom Scan (5x5x7)/Cube 0: Measurement grid: dx=8mm, dy=8mm, dz=5mm
Reference Value = 12.83 V/m; Power Drift = -0.13 dB
Peak SAR (extrapolated) = 1.23 W/kg
SAR(1 g) = 0.790 W/kg; SAR(10 g) = 0.489 W/kg
Smallest distance from peaks to all points 3 dB below = 16.5 mm
Ratio of SAR at M2 to SAR at M1 = 64.2%
Maximum value of SAR (measured) = 1.02 W/kg

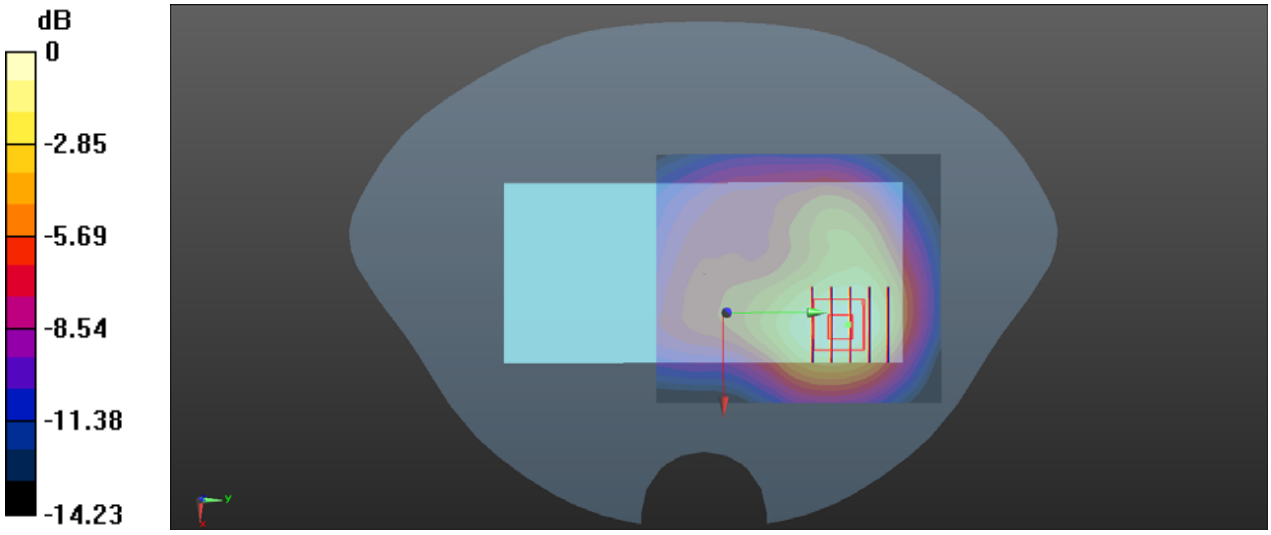

0 dB = 1.02 W/kg

5G NR n5_20MHz_DFT-S-QPSK_1RB_1Offset_Back Side_15mm_Ch167800

Communication System: UID 0, 5G NR (0); Frequency: 839 MHz;Duty Cycle: 1:1
Medium: HSL_900 Medium parameters used: f = 839 MHz; σ = 0.875 S/m; ε_r = 42.028; ρ = 1000 kg/m^3
Ambient Temperature：23.2 ℃; Liquid Temperature：22.1 ℃

DASY5 Configuration:
- Probe: EX3DV4 - SN7608; ConvF(9.17, 9.05, 8.22) @ 839 MHz; Calibrated: 2024/3/21
- Sensor-Surface: 2mm (Mechanical Surface Detection)
- Electronics: DAE4 Sn1643; Calibrated: 2024/3/27
- Phantom: SAM 2; Type: QD000P40CC; Serial: TP:1464
- Measurement SW: DASY52, Version 52.10 (4); SEMCAD X Version 14.6.14 (7501)

Ch167800/Area Scan (71x131x1): Interpolated grid: dx=1.500 mm, dy=1.500 mm
Maximum value of SAR (interpolated) = 0.404 W/kg

Ch167800/Zoom Scan (5x5x7)/Cube 0: Measurement grid: dx=8mm, dy=8mm, dz=5mm
Reference Value = 15.78 V/m; Power Drift = -0.11 dB
Peak SAR (extrapolated) = 0.495 W/kg
SAR(1 g) = 0.318 W/kg; SAR(10 g) = 0.200 W/kg
Smallest distance from peaks to all points 3 dB below = 14.4 mm
Ratio of SAR at M2 to SAR at M1 = 63.9%
Maximum value of SAR (measured) = 0.409 W/kg

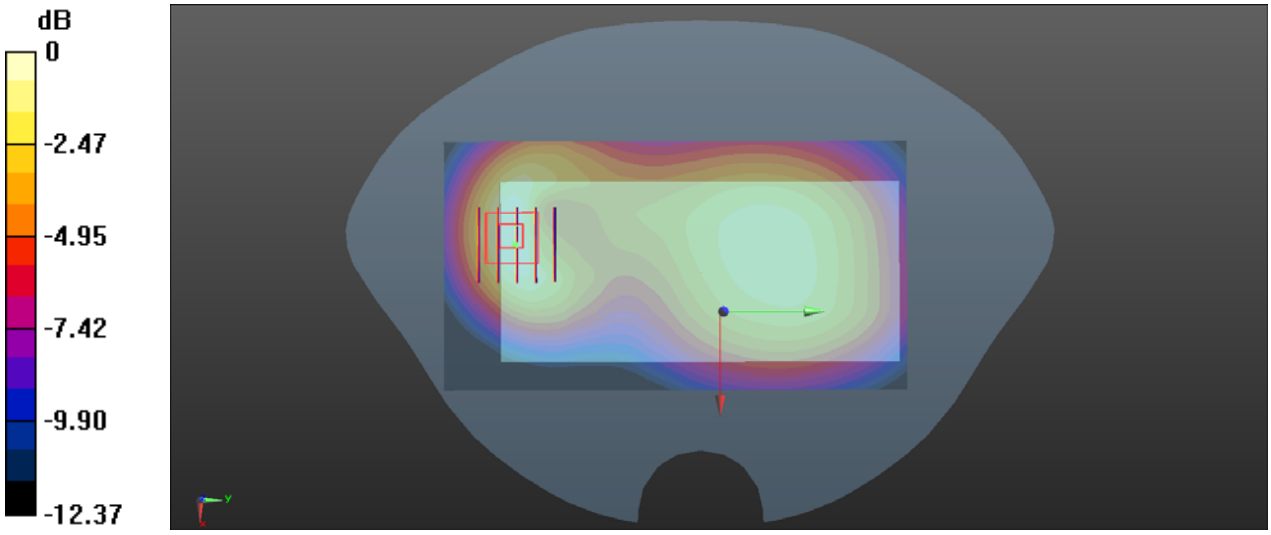

0 dB = 0.409 W/kg

5G NR n25_40MHz_DFT-S-QPSK_108RB_54Offset_Back Side_15mm_Ch3790000

Communication System: UID 0, 5G NR (0); Frequency: 1895 MHz;Duty Cycle: 1:1
Medium: HSL_1900 Medium parameters used: f = 1895 MHz; σ = 1.478 S/m; ε_r = 40.204; ρ = 1000 kg/m^3
Ambient Temperature：23.2 ℃; Liquid Temperature：22.2 ℃

DASY5 Configuration:
- Probe: EX3DV4 - SN7608; ConvF(7.73, 7.72, 7.11) @ 1895 MHz; Calibrated: 2024/3/21
- Sensor-Surface: 2mm (Mechanical Surface Detection)
- Electronics: DAE4 Sn1643; Calibrated: 2024/3/27
- Phantom: SAM 2; Type: QD000P40CC; Serial: TP:1464
- Measurement SW: DASY52, Version 52.10 (4); SEMCAD X Version 14.6.14 (7501)

Ch379000/Area Scan (71x81x1): Interpolated grid: dx=1.500 mm, dy=1.500 mm
Maximum value of SAR (interpolated) = 1.05 W/kg

Ch379000/Zoom Scan (5x5x7)/Cube 0: Measurement grid: dx=8mm, dy=8mm, dz=5mm
Reference Value = 0 V/m; Power Drift = -0.02 dB
Peak SAR (extrapolated) = 1.28 W/kg
SAR(1 g) = 0.826 W/kg; SAR(10 g) = 0.500 W/kg
Smallest distance from peaks to all points 3 dB below = 16.7 mm
Ratio of SAR at M2 to SAR at M1 = 63.8%
Maximum value of SAR (measured) = 1.06 W/kg

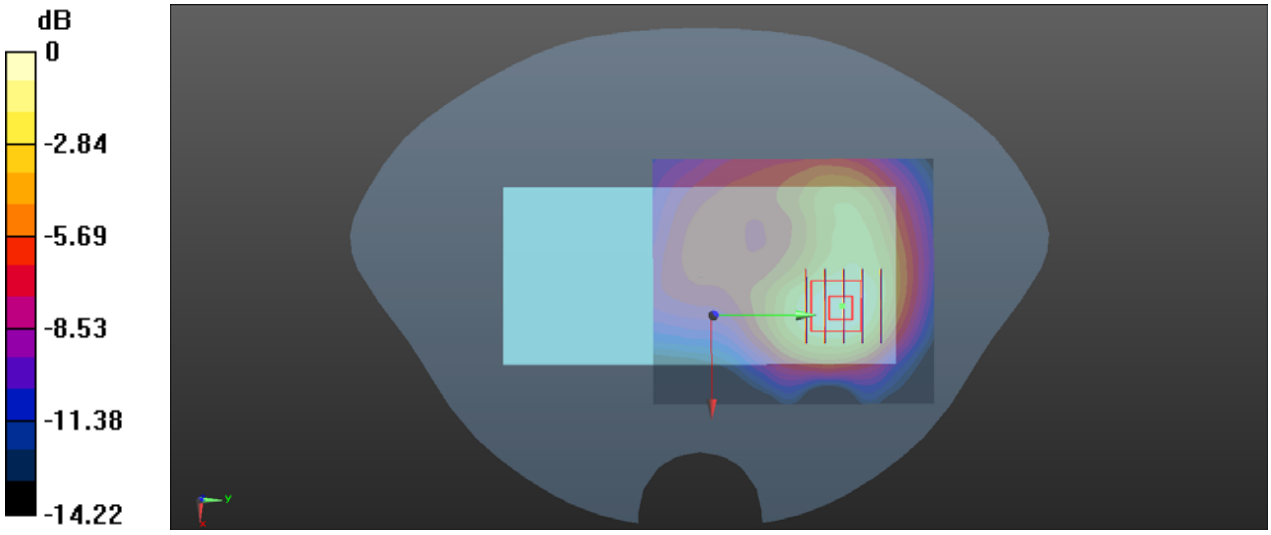

0 dB = 1.06 W/kg

5G NR n41_100MHz_DFT-S-QPSK_1RB_136Offset_Back Side_15mm_Ch518598

Communication System: UID 0, 5G NR (0); Frequency: 2592.99 MHz;Duty Cycle: 1:1
Medium: HSL_2600 Medium parameters used: f = 2593 MHz; σ = 1.902 S/m; ε_r = 38.782; ρ = 1000 kg/m^3
Ambient Temperature：23.2 ℃; Liquid Temperature：22.4 ℃

DASY5 Configuration:
- robe: EX3DV4 - SN7608; ConvF(7.23, 7.26, 6.75) @ 2592.99 MHz; Calibrated: 2024/3/21
- Sensor-Surface: 2mm (Mechanical Surface Detection)
- Electronics: DAE4 Sn1643; Calibrated: 2024/3/27
- Phantom: SAM 2; Type: QD000P40CC; Serial: TP:1464
- Measurement SW: DASY52, Version 52.10 (4); SEMCAD X Version 14.6.14 (7501)

Ch518598/Area Scan (91x101x1): Interpolated grid: dx=1.200 mm, dy=1.200 mm
Maximum value of SAR (interpolated) = 1.14 W/kg

Ch518598/Zoom Scan (7x7x7)/Cube 0: Measurement grid: dx=5mm, dy=5mm, dz=5mm
Reference Value = 7.821 V/m; Power Drift = 0.02 dB
Peak SAR (extrapolated) = 1.34 W/kg
SAR(1 g) = 0.745 W/kg; SAR(10 g) = 0.405 W/kg
Smallest distance from peaks to all points 3 dB below = 13 mm
Ratio of SAR at M2 to SAR at M1 = 56.1%
Maximum value of SAR (measured) = 1.04 W/kg

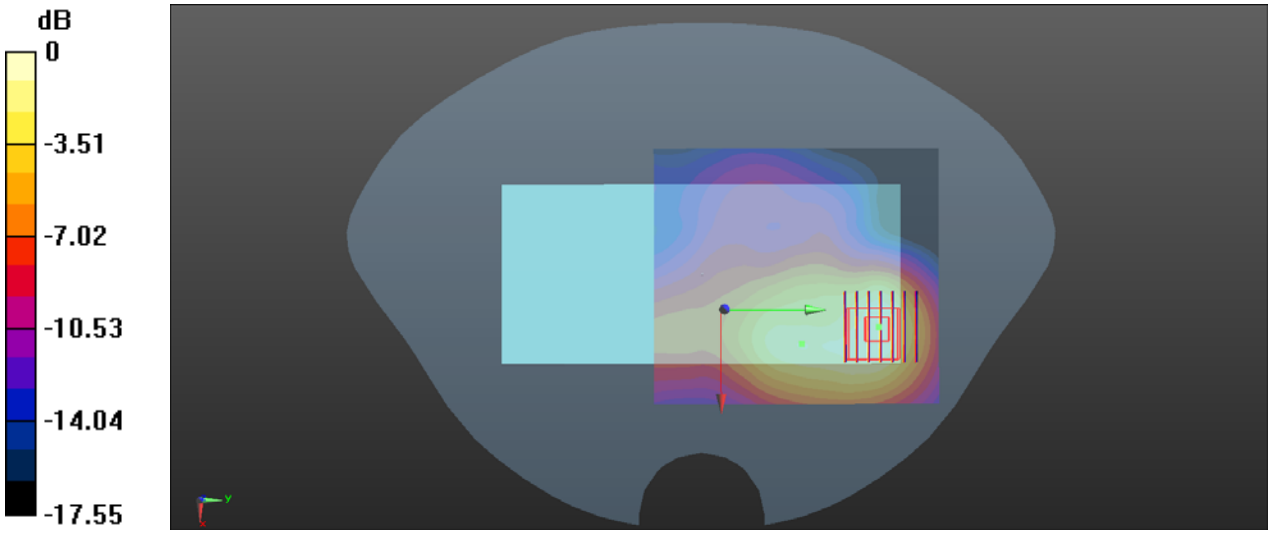

0 dB = 1.04 W/kg

5G NR n66_40MHz_DFT-S-QPSK_1RB_1Offset_Back Side_15mm_Ch352000

Communication System: UID 0, 5G NR (0); Frequency: 1760 MHz;Duty Cycle: 1:1
Medium: HSL_1800 Medium parameters used: f = 1760 MHz; σ = 1.37 S/m; ε_r = 41.36; ρ = 1000 kg/m^3
Ambient Temperature：23.2 ℃; Liquid Temperature：22.5 ℃

DASY5 Configuration:
- Probe: EX3DV4 - SN7608; ConvF(7.94, 7.98, 7.32) @ 1760 MHz; Calibrated: 2024/3/21
- Sensor-Surface: 2mm (Mechanical Surface Detection)
- Electronics: DAE4 Sn1643; Calibrated: 2024/3/27
- Phantom: SAM 2; Type: QD000P40CC; Serial: TP:1464
- Measurement SW: DASY52, Version 52.10 (4); SEMCAD X Version 14.6.14 (7501)

Ch352000/Area Scan (71x81x1): Interpolated grid: dx=1.500 mm, dy=1.500 mm
Maximum value of SAR (interpolated) = 0.845 W/kg

Ch352000/Zoom Scan (5x5x7)/Cube 0: Measurement grid: dx=8mm, dy=8mm, dz=5mm
Reference Value = 14.55 V/m; Power Drift = 0.05 dB
Peak SAR (extrapolated) = 1.03 W/kg
SAR(1 g) = 0.645 W/kg; SAR(10 g) = 0.395 W/kg
Smallest distance from peaks to all points 3 dB below = 16 mm
Ratio of SAR at M2 to SAR at M1 = 62.9%
Maximum value of SAR (measured) = 0.845 W/kg

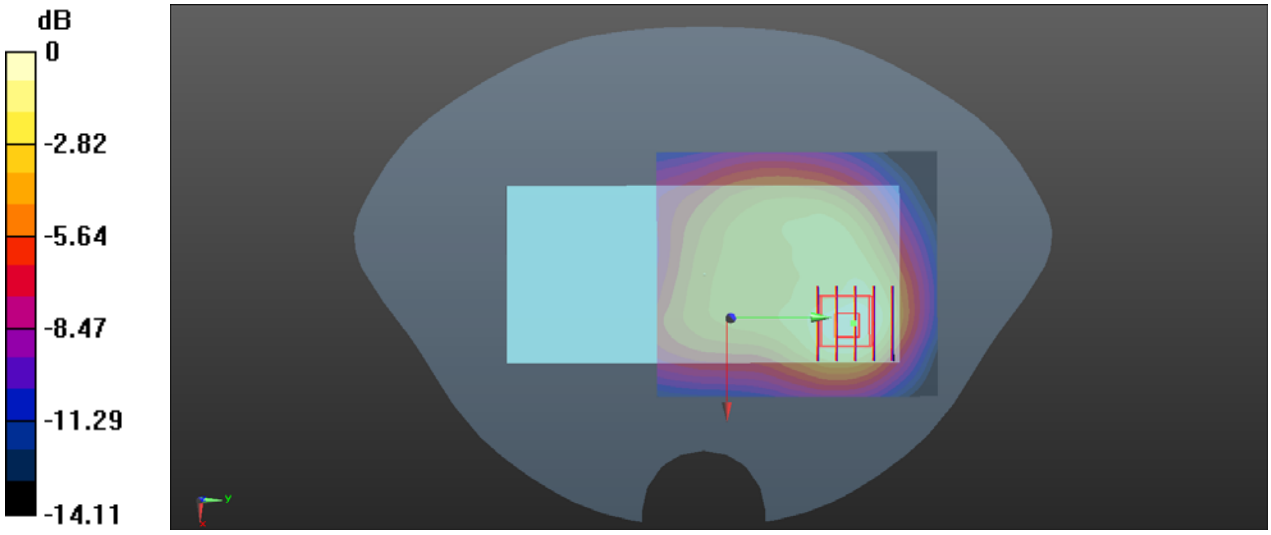

0 dB = 0.845 W/kg

5G NR n71_20MHz_DFT-S-QPSK_1RB_1Offset_Back Side_15mm_Ch137600

Communication System: UID 0, 5G NR (0); Frequency: 688 MHz;Duty Cycle: 1:1
Medium: HSL_750 Medium parameters used: f = 688 MHz; σ = 0.824 S/m; ε_r = 43.772; ρ = 1000 kg/m^3
Ambient Temperature：23.2 ℃; Liquid Temperature：22.5 ℃

DASY5 Configuration:
- Probe: EX3DV4 - SN7608; ConvF(9.85, 9.47, 8.84) @ 688 MHz; Calibrated: 2024/3/21
- Sensor-Surface: 2mm (Mechanical Surface Detection)
- Electronics: DAE4 Sn1643; Calibrated: 2024/3/27
- Phantom: SAM 2; Type: QD000P40CC; Serial: TP:1464
- Measurement SW: DASY52, Version 52.10 (4); SEMCAD X Version 14.6.14 (7501)

Ch137600/Area Scan (71x121x1): Interpolated grid: dx=1.500 mm, dy=1.500 mm
Maximum value of SAR (interpolated) = 0.235 W/kg

Ch137600/Zoom Scan (5x5x7)/Cube 0: Measurement grid: dx=8mm, dy=8mm, dz=5mm
Reference Value = 13.86 V/m; Power Drift = 0.03 dB
Peak SAR (extrapolated) = 0.290 W/kg
SAR(1 g) = 0.190 W/kg; SAR(10 g) = 0.123 W/kg
Smallest distance from peaks to all points 3 dB below = 14.3 mm
Ratio of SAR at M2 to SAR at M1 = 66.8%
Maximum value of SAR (measured) = 0.242 W/kg

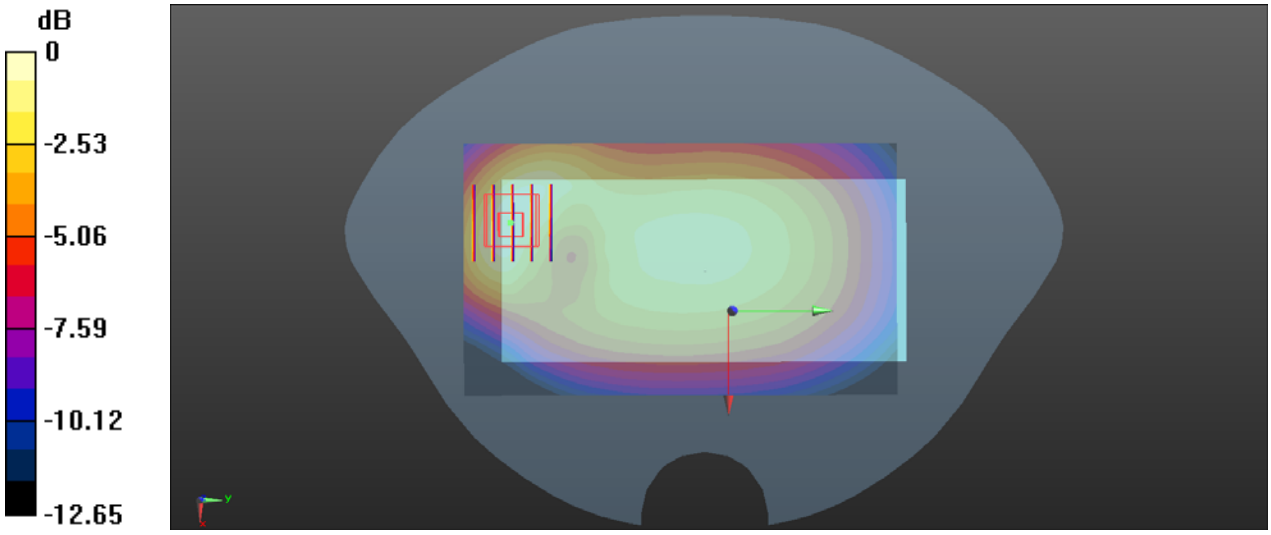

0 dB = 0.242 W/kg

5G NR n77_100MHz_DFT-S-QPSK_135RB_67Offset_Back Side_15mm_Ch633334

Communication System: UID 0, 5G NR (0); Frequency: 3500.01 MHz;Duty Cycle: 1:1
Medium: HSL_3500 Medium parameters used: f = 3500.01 MHz; σ = 2.931 S/m; ε_r = 37.574; ρ = 1000 kg/m^3
Ambient Temperature：23.2 ℃; Liquid Temperature：22.1 ℃

DASY5 Configuration:
- Probe: EX3DV4 - SN7608; ConvF(6.28, 6.36, 5.91) @ 3500.01 MHz; Calibrated: 2024/3/21
- Sensor-Surface: 2mm (Mechanical Surface Detection)
- Electronics: DAE4 Sn1643; Calibrated: 2024/3/27
- Phantom: SAM 2; Type: QD000P40CC; Serial: TP:1464
- Measurement SW: DASY52, Version 52.10 (4); SEMCAD X Version 14.6.14 (7501)

Ch633334/Area Scan (91x101x1): Interpolated grid: dx=1.200 mm, dy=1.200 mm
Maximum value of SAR (interpolated) = 1.31 W/kg

Ch633334/Zoom Scan (7x7x7)/Cube 0: Measurement grid: dx=5mm, dy=5mm, dz=5mm
Reference Value = 1.812 V/m; Power Drift = -0.03 dB
Peak SAR (extrapolated) = 1.65 W/kg
SAR(1 g) = 0.809 W/kg; SAR(10 g) = 0.477 W/kg
Smallest distance from peaks to all points 3 dB below = 15.2 mm
Ratio of SAR at M2 to SAR at M1 = 53.6%
Maximum value of SAR (measured) = 1.29 W/kg

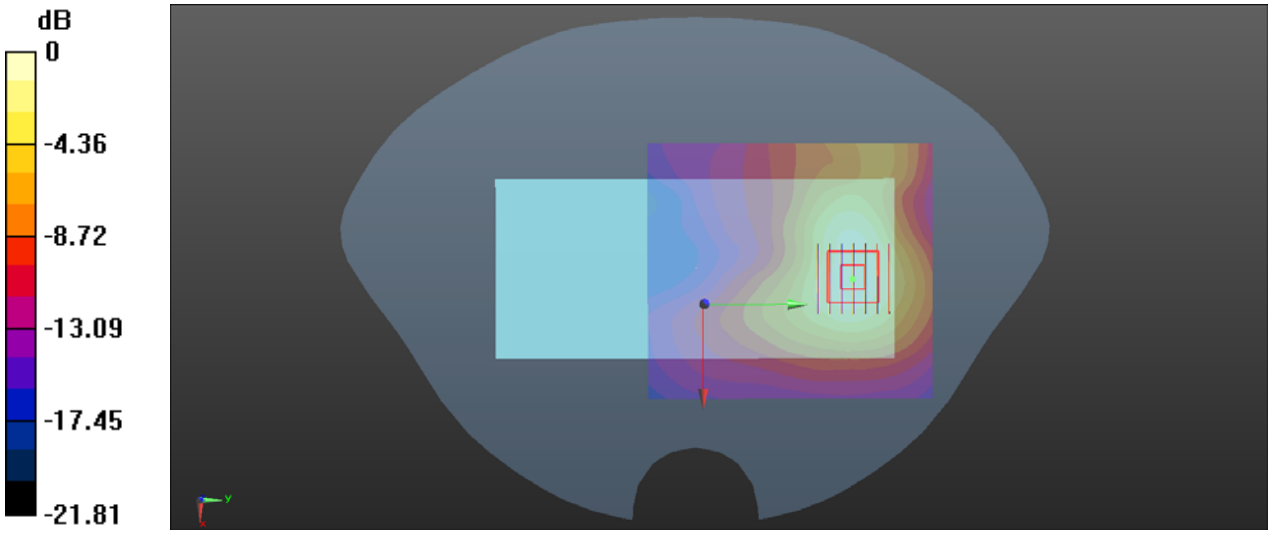

0 dB = 1.29 W/kg

WLAN 2.4GHz_802.11b 1Mbps_Back Side_15mm_Ch11

Communication System: UID 0, WLAN 2.4GHz 802.11b (0); Frequency: 2462 MHz;Duty Cycle: 1:1.003
Medium: HSL_2450 Medium parameters used: f = 2462 MHz; σ = 1.849 S/m; ε_r = 38.948; ρ = 1000 kg/m^3
Ambient Temperature：23.2 ℃; Liquid Temperature：22.3 ℃

DASY5 Configuration:
- Probe: EX3DV4 - SN7608; ConvF(7.31, 7.34, 6.82) @ 2462 MHz; Calibrated: 2024/3/21
- Sensor-Surface: 2mm (Mechanical Surface Detection)
- Electronics: DAE4 Sn1643; Calibrated: 2024/3/27
- Phantom: SAM 2; Type: QD000P40CC; Serial: TP:1464
- Measurement SW: DASY52, Version 52.10 (4); SEMCAD X Version 14.6.14 (7501)

Ch11/Area Scan (91x101x1): Interpolated grid: dx=1.200 mm, dy=1.200 mm
Maximum value of SAR (interpolated) = 0.338 W/kg

Ch11/Zoom Scan (7x7x7)/Cube 0: Measurement grid: dx=5mm, dy=5mm, dz=5mm
Reference Value = 5.417 V/m; Power Drift = -0.06 dB
Peak SAR (extrapolated) = 0.423 W/kg
SAR(1 g) = 0.151 W/kg; SAR(10 g) = 0.044 W/kg
Smallest distance from peaks to all points 3 dB below = 13.9 mm
Ratio of SAR at M2 to SAR at M1 = 57.2%
Maximum value of SAR (measured) = 0.336 W/kg

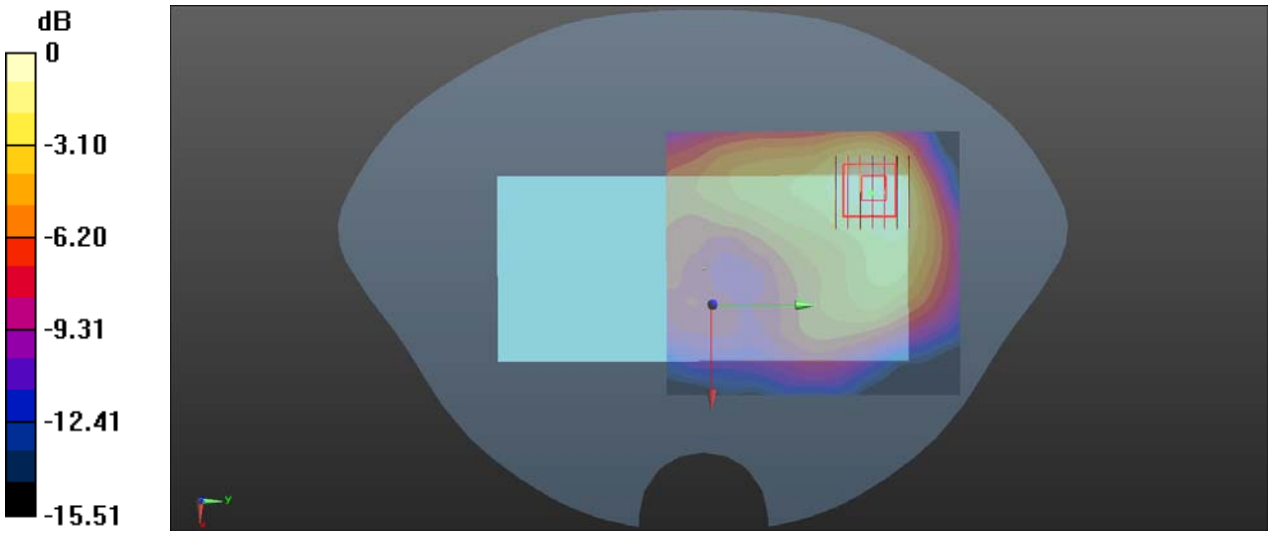

0 dB = 0.336 W/kg

WLAN 5.2GHz_802.11a 6Mbps_Back Side_15mm_Ch44

Communication System: UID 0, WLAN 5GHz (0); Frequency: 5220 MHz;Duty Cycle: 1:1.029
Medium: HSL_5250 Medium parameters used: f = 5220 MHz; σ = 4.57 S/m; ε_r = 35.495; ρ = 1000 kg/m^3
Ambient Temperature：23.2 ℃; Liquid Temperature：22.6 ℃

DASY5 Configuration:
- Probe: EX3DV4 - SN7608; ConvF(5.41, 5.52, 5.17) @ 5220 MHz; Calibrated: 2024/3/21
- Sensor-Surface: 2mm (Mechanical Surface Detection)
- Electronics: DAE4 Sn1643; Calibrated: 2024/3/27
- Phantom: SAM 2; Type: QD000P40CC; Serial: TP:1464
- Measurement SW: DASY52, Version 52.10 (4); SEMCAD X Version 14.6.14 (7501)

Ch44/Area Scan (111x121x1): Interpolated grid: dx=1.000 mm, dy=1.000 mm
Maximum value of SAR (interpolated) = 0.279 W/kg

Ch44/Zoom Scan (8x8x15)/Cube 0: Measurement grid: dx=4mm, dy=4mm, dz=2mm
Reference Value = 0 V/m; Power Drift = 0.05 dB
Peak SAR (extrapolated) = 0.491 W/kg
SAR(1 g) = 0.176 W/kg; SAR(10 g) = 0.073 W/kg
Smallest distance from peaks to all points 3 dB below = 10.7 mm
Ratio of SAR at M2 to SAR at M1 = 64%
Maximum value of SAR (measured) = 0.304 W/kg

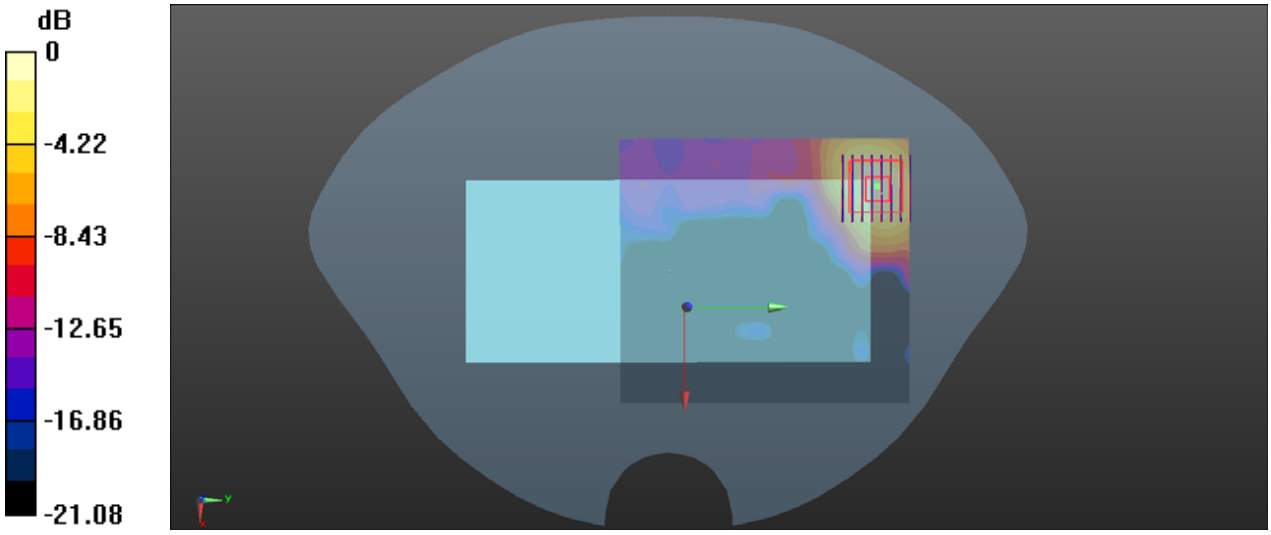

0 dB = 0.304 W/kg

WLAN 5.3GHz_802.11a 6Mbps_Back Side_15mm_Ch52

Communication System: UID 0, WLAN 5GHz (0); Frequency: 5260 MHz;Duty Cycle: 1:1.029
Medium: HSL_5250 Medium parameters used: f = 5260 MHz; σ = 4.82 S/m; ε_r = 35.244; ρ = 1000 kg/m^3
Ambient Temperature：23.2 ℃; Liquid Temperature：22.6 ℃

DASY5 Configuration:
- Probe: EX3DV4 - SN7608; ConvF(5.41, 5.52, 5.17) @ 5260 MHz; Calibrated: 2024/3/21
- Sensor-Surface: 2mm (Mechanical Surface Detection)
- Electronics: DAE4 Sn1643; Calibrated: 2024/3/27
- Phantom: SAM 2; Type: QD000P40CC; Serial: TP:1464
- Measurement SW: DASY52, Version 52.10 (4); SEMCAD X Version 14.6.14 (7501)

Ch52/Area Scan (111x121x1): Interpolated grid: dx=1.000 mm, dy=1.000 mm
Maximum value of SAR (interpolated) = 0.349 W/kg

Ch52/Zoom Scan (8x8x15)/Cube 0: Measurement grid: dx=4mm, dy=4mm, dz=2mm
Reference Value = 0 V/m; Power Drift = -0.10 dB
Peak SAR (extrapolated) = 0.601 W/kg
SAR(1 g) = 0.202 W/kg; SAR(10 g) = 0.082 W/kg
Smallest distance from peaks to all points 3 dB below = 10.4 mm
Ratio of SAR at M2 to SAR at M1 = 62.7%
Maximum value of SAR (measured) = 0.346 W/kg

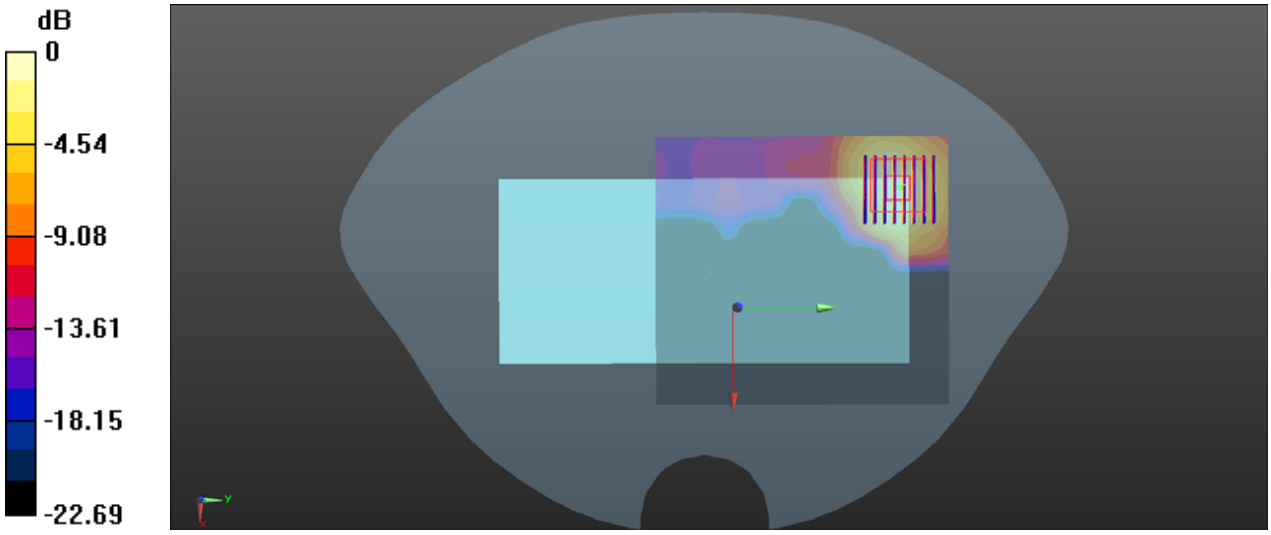

0 dB = 0.346 W/kg

WLAN 5.5GHz_802.11a 6Mbps_Back Side_15mm_Ch116

Communication System: UID 0, WLAN 5GHz (0); Frequency: 5580 MHz;Duty Cycle: 1:1.022
Medium: HSL_5600 Medium parameters used: f = 5580 MHz; σ = 4.862 S/m; ε_r = 35.276; ρ = 1000 kg/m^3
Ambient Temperature：23.2 ℃; Liquid Temperature：22.8 ℃

DASY5 Configuration:
- Probe: EX3DV4 - SN7608; ConvF(4.67, 4.8, 4.46) @ 5580 MHz; Calibrated: 2024/3/21
- Sensor-Surface: 2mm (Mechanical Surface Detection)
- Electronics: DAE4 Sn1643; Calibrated: 2024/3/27
- Phantom: SAM 2; Type: QD000P40CC; Serial: TP:1464
- Measurement SW: DASY52, Version 52.10 (4); SEMCAD X Version 14.6.14 (7501)

Ch116/Area Scan (111x121x1): Interpolated grid: dx=1.000 mm, dy=1.000 mm
Maximum value of SAR (interpolated) = 0.270 W/kg

Ch116/Zoom Scan (8x8x15)/Cube 0: Measurement grid: dx=4mm, dy=4mm, dz=2mm
Reference Value = 0 V/m; Power Drift = 0.11 dB
Peak SAR (extrapolated) = 0.423 W/kg
SAR(1 g) = 0.146 W/kg; SAR(10 g) = 0.061 W/kg
Smallest distance from peaks to all points 3 dB below = 10 mm
Ratio of SAR at M2 to SAR at M1 = 59.5%
Maximum value of SAR (measured) = 0.258 W/kg

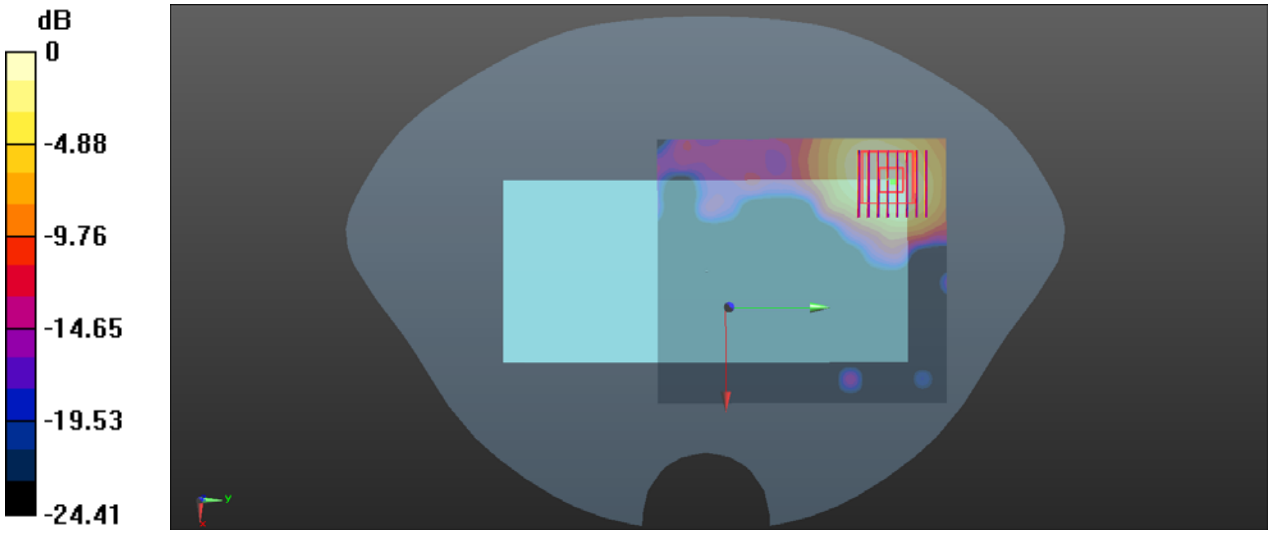

0 dB = 0.258 W/kg

WLAN 5.8GHz_802.11a 6Mbps_Back Side_15mm_Ch165

Communication System: UID 0, WLAN 5GHz (0); Frequency: 5825 MHz;Duty Cycle: 1:1.029
Medium: HSL_5750 Medium parameters used: f = 5825 MHz; σ = 5.352 S/m; ε_r = 35.818; ρ = 1000 kg/m^3
Ambient Temperature：23.2 ℃; Liquid Temperature：22.3 ℃

DASY5 Configuration:
- Probe: EX3DV4 - SN7608; ConvF(4.76, 4.89, 4.54) @ 5825 MHz; Calibrated: 2024/3/21
- Sensor-Surface: 2mm (Mechanical Surface Detection)
- Electronics: DAE4 Sn1643; Calibrated: 2024/3/27
- Phantom: SAM 2; Type: QD000P40CC; Serial: TP:1464
- Measurement SW: DASY52, Version 52.10 (4); SEMCAD X Version 14.6.14 (7501)

Ch165/Area Scan (111x121x1): Interpolated grid: dx=1.000 mm, dy=1.000 mm
Maximum value of SAR (interpolated) = 0.183 W/kg

Ch165/Zoom Scan (8x8x15)/Cube 0: Measurement grid: dx=4mm, dy=4mm, dz=2mm
Reference Value = 0.7240 V/m; Power Drift = -0.05 dB
Peak SAR (extrapolated) = 0.277 W/kg
SAR(1 g) = 0.260 W/kg; SAR(10 g) = 0.123 W/kg
Smallest distance from peaks to all points 3 dB below = 9.8 mm
Ratio of SAR at M2 to SAR at M1 = 60.3%
Maximum value of SAR (measured) = 0.174 W/kg

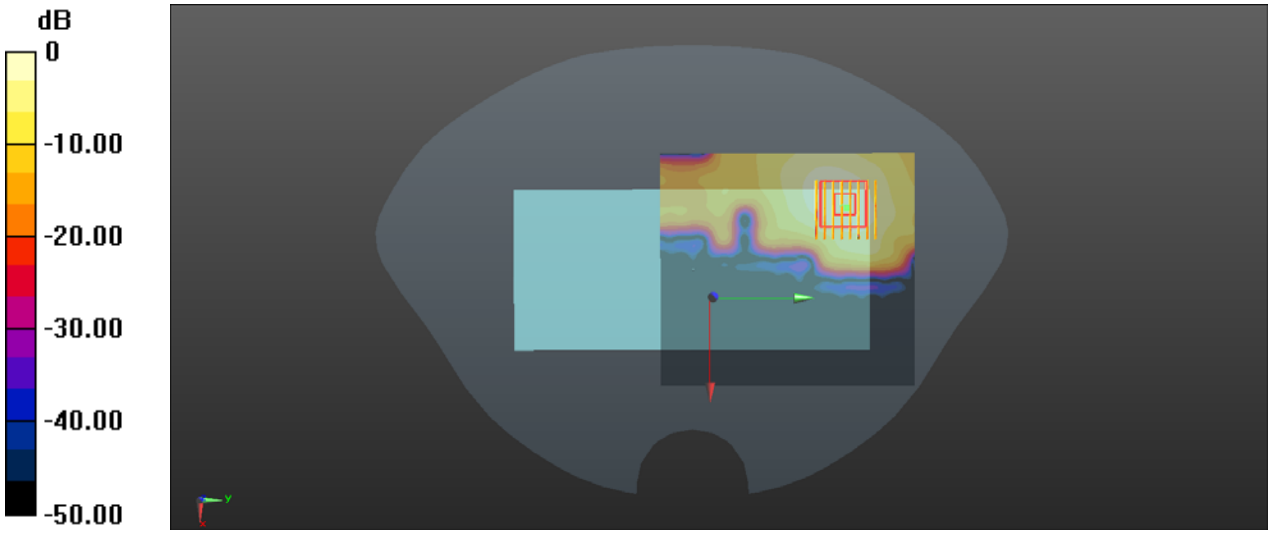

0 dB = 0.183 W/kg

Bluetooth_DH5_Back Side_15mm_Ch0

Communication System: UID 0, Bluetooth (0); Frequency: 2402 MHz;Duty Cycle: 1:1.085
Medium: HSL_2450 Medium parameters used: f = 2402 MHz; σ = 1.712 S/m; ε_r = 38.095; ρ = 1000 kg/m^3
Ambient Temperature：23.2 ℃; Liquid Temperature：22.3 ℃

DASY5 Configuration:
- Probe: EX3DV4 - SN7608; ConvF(7.31, 7.34, 6.82) @ 2402 MHz; Calibrated: 2024/3/21
- Sensor-Surface: 2mm (Mechanical Surface Detection)
- Electronics: DAE4 Sn1643; Calibrated: 2024/3/27
- Phantom: SAM 2; Type: QD000P40CC; Serial: TP:1464
- Measurement SW: DASY52, Version 52.10 (4); SEMCAD X Version 14.6.14 (7501)

Ch0/Area Scan (91x101x1): Interpolated grid: dx=1.200 mm, dy=1.200 mm
Maximum value of SAR (interpolated) = 0.0344 W/kg

Ch0/Zoom Scan (7x7x7)/Cube 0: Measurement grid: dx=5mm, dy=5mm, dz=5mm
Reference Value = 1.405 V/m; Power Drift = -0.08 dB
Peak SAR (extrapolated) = 0.0440 W/kg
SAR(1 g) = 0.025 W/kg; SAR(10 g) = 0.015 W/kg
Smallest distance from peaks to all points 3 dB below: Larger than measurement grid (> 15 mm)
Ratio of SAR at M2 to SAR at M1 = 57.8%
Maximum value of SAR (measured) = 0.0342 W/kg

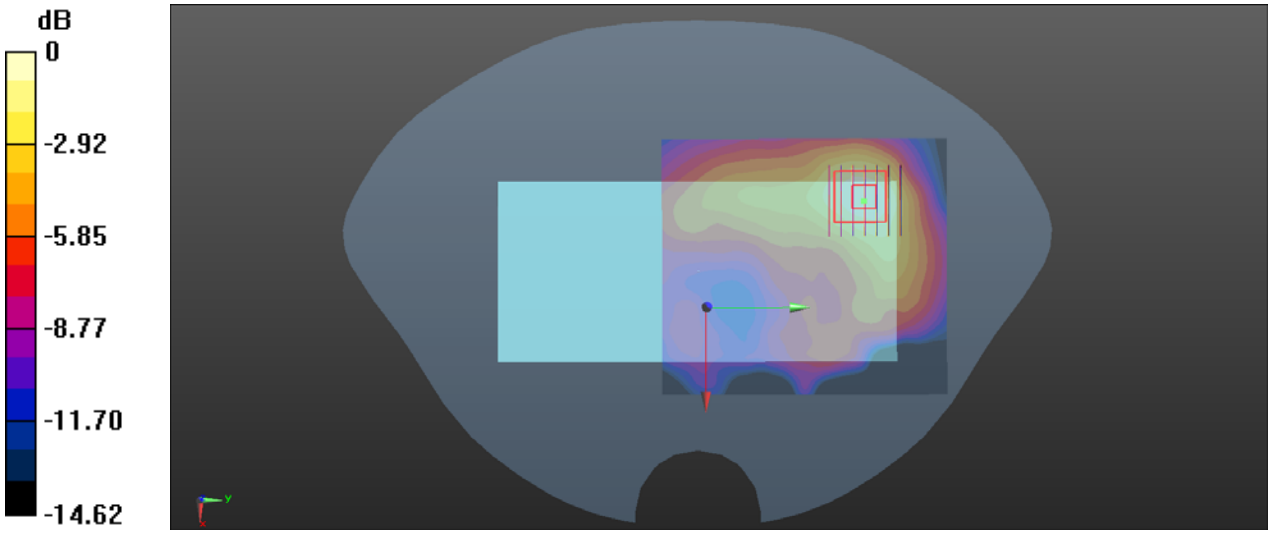

0 dB = 0.0342 W/kg

GSM850_GPRS(4 TX slots)_Back Side_10mm_Ch251

Communication System: UID 0, GSM850(class 12) (0); Frequency: 848.8 MHz;Duty Cycle: 1:2.08
Medium: HSL_900 Medium parameters used: f = 849 MHz; σ = 0.88 S/m; ε_r = 43.321; ρ = 1000 kg/m^3
Ambient Temperature：23.2 ℃; Liquid Temperature：22.6 ℃

DASY5 Configuration:
- Probe: EX3DV4 - SN7608; ConvF(9.17, 9.05, 8.22) @ 848.8 MHz; Calibrated: 2024/3/21
- Sensor-Surface: 2mm (Mechanical Surface Detection)
- Electronics: DAE4 Sn1643; Calibrated: 2024/3/27
- Phantom: SAM 2; Type: QD000P40CC; Serial: TP:1464
- Measurement SW: DASY52, Version 52.10 (4); SEMCAD X Version 14.6.14 (7501)

Ch251/Area Scan (71x121x1): Interpolated grid: dx=1.500 mm, dy=1.500 mm
Maximum value of SAR (interpolated) = 1.28 W/kg

Ch251/Zoom Scan (5x5x7)/Cube 0: Measurement grid: dx=8mm, dy=8mm, dz=5mm
Reference Value = 20.45 V/m; Power Drift = -0.04 dB
Peak SAR (extrapolated) = 1.47 W/kg
SAR(1 g) = 0.925 W/kg; SAR(10 g) = 0.553 W/kg
Smallest distance from peaks to all points 3 dB below = 12.2 mm
Ratio of SAR at M2 to SAR at M1 = 62.8%
Maximum value of SAR (measured) = 1.24 W/kg

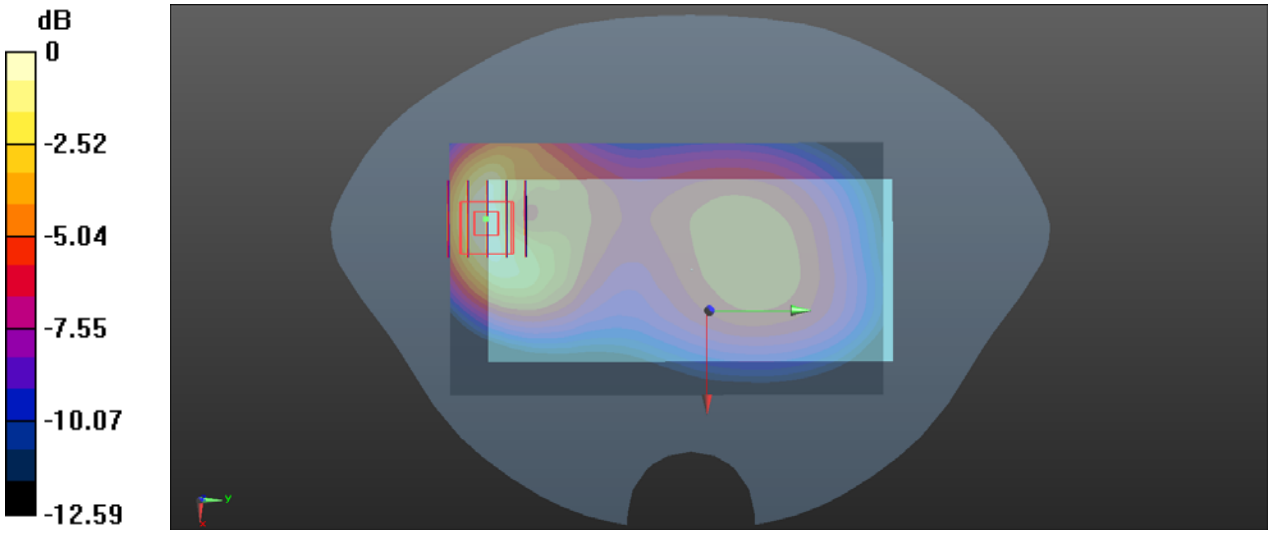

0 dB = 1.24 W/kg

GSM1900_GPRS(2 TX slots)_Back Sdie_10mm_Ch810

Communication System: UID 0, GSM1900(Class 10) (0); Frequency: 1909.8 MHz;Duty Cycle: 1:4.15
Medium: HSL_1900 Medium parameters used: f = 1910 MHz; σ = 1.329 S/m; ε_r = 40.798; ρ = 1000 kg/m^3
Ambient Temperature：23.2 ℃; Liquid Temperature：22.2 ℃

DASY5 Configuration:
- Probe: EX3DV4 - SN7608; ConvF(7.73, 7.72, 7.11) @ 1910 MHz; Calibrated: 2024/3/21
- Sensor-Surface: 2mm (Mechanical Surface Detection)
- Electronics: DAE4 Sn1643; Calibrated: 2024/3/27
- Phantom: SAM 2; Type: QD000P40CC; Serial: TP:1464
- Measurement SW: DASY52, Version 52.10 (4); SEMCAD X Version 14.6.14 (7501)

Ch810/Area Scan (71x81x1): Interpolated grid: dx=1.500 mm, dy=1.500 mm
Maximum value of SAR (interpolated) = 1.06 W/kg

Ch810/Zoom Scan (5x5x7)/Cube 0: Measurement grid: dx=8mm, dy=8mm, dz=5mm
Reference Value = 9.919 V/m; Power Drift = -0.06 dB
Peak SAR (extrapolated) = 1.26 W/kg
SAR(1 g) = 0.776 W/kg; SAR(10 g) = 0.460 W/kg
Smallest distance from peaks to all points 3 dB below = 14.8 mm
Ratio of SAR at M2 to SAR at M1 = 62.6%
Maximum value of SAR (measured) = 1.04 W/kg

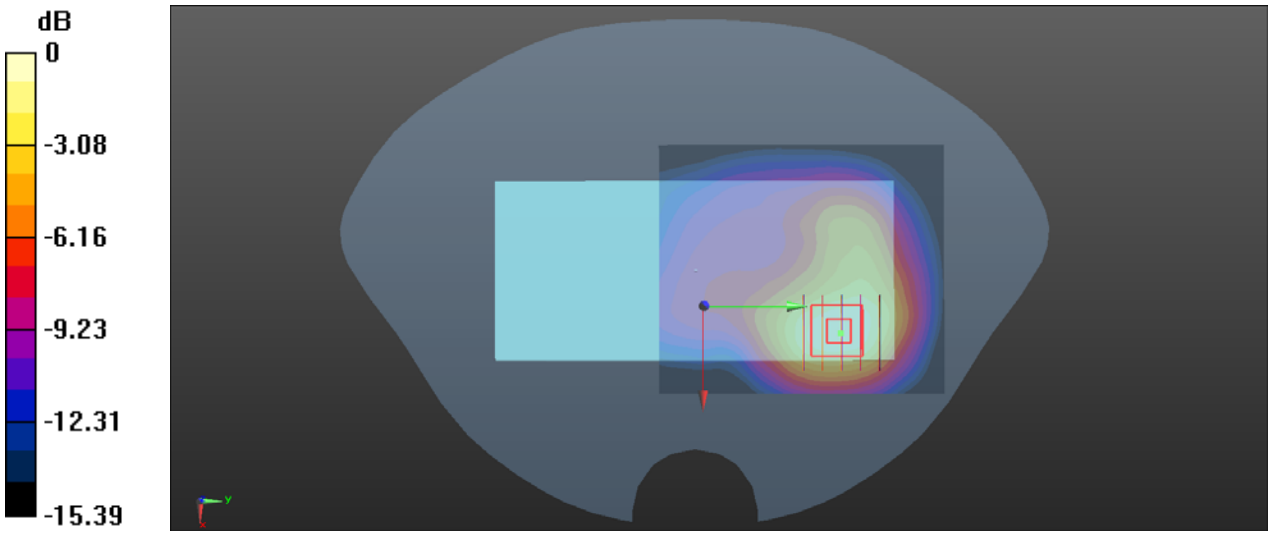

0 dB = 1.04 W/kg

WCDMA Band II_RMC 12.2Kbps_Back Side_10mm_Ch9262

Communication System: UID 0, UMTS-FDD (0); Frequency: 1852.4 MHz;Duty Cycle: 1:1
Medium: HSL_1900 Medium parameters used: f = 1852.4 MHz; σ = 1.468 S/m; ε_r = 40.209; ρ = 1000 kg/m^3
Ambient Temperature：23.2 ℃; Liquid Temperature：22.8 ℃

DASY5 Configuration:
- Probe: EX3DV4 - SN7608; ConvF(7.73, 7.72, 7.11) @ 1852.4 MHz; Calibrated: 2024/3/21
- Sensor-Surface: 2mm (Mechanical Surface Detection)
- Electronics: DAE4 Sn1643; Calibrated: 2024/3/27
- Phantom: SAM 2; Type: QD000P40CC; Serial: TP:1464
- Measurement SW: DASY52, Version 52.10 (4); SEMCAD X Version 14.6.14 (7501)

Ch9262/Area Scan (71x81x1): Interpolated grid: dx=1.500 mm, dy=1.500 mm
Maximum value of SAR (interpolated) = 0.919 W/kg

Ch9262/Zoom Scan (5x5x7)/Cube 0: Measurement grid: dx=8mm, dy=8mm, dz=5mm
Reference Value = 11.42 V/m; Power Drift = -0.04 dB
Peak SAR (extrapolated) = 1.11 W/kg
SAR(1 g) = 0.642 W/kg; SAR(10 g) = 0.351 W/kg
Smallest distance from peaks to all points 3 dB below = 13.7 mm
Ratio of SAR at M2 to SAR at M1 = 57.1%
Maximum value of SAR (measured) = 0.892 W/kg

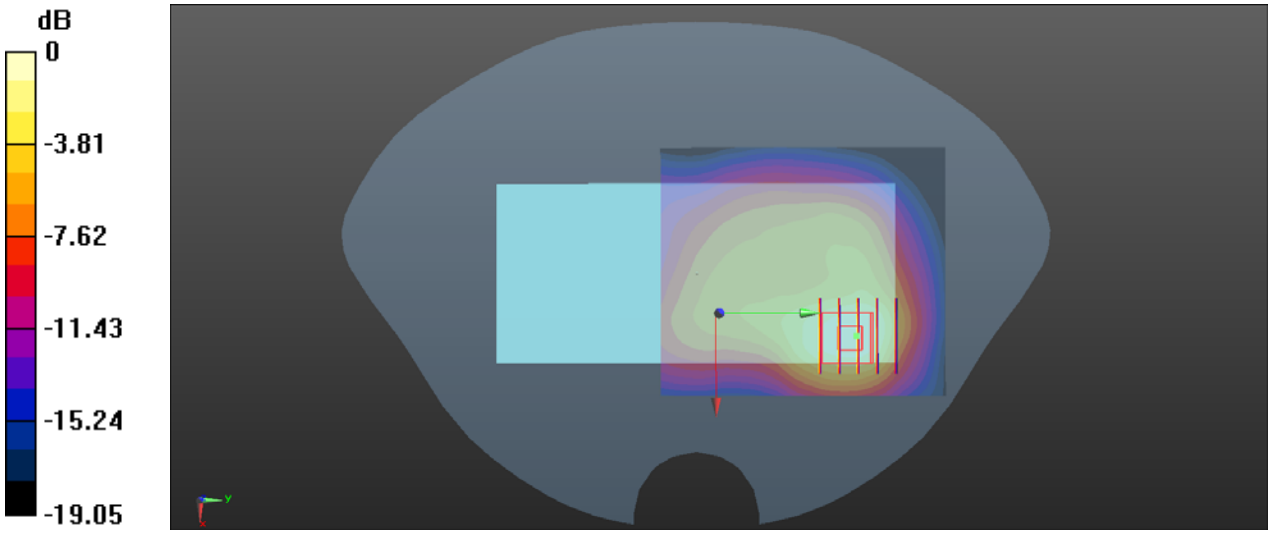

0 dB = 0.892 W/kg

WCDMA Band IV_RMC 12.2Kbps_Back Side_10mm_Ch1513

Communication System: UID 0, UMTS-FDD (0); Frequency: 1752.6 MHz;Duty Cycle: 1:1
Medium: HSL_1800 Medium parameters used: f = 1753 MHz; σ = 1.324 S/m; ε_r = 40.906; ρ = 1000 kg/m^3
Ambient Temperature：23.2 ℃; Liquid Temperature：22.5 ℃

DASY5 Configuration:
- Probe: EX3DV4 - SN7608; ConvF(7.94, 7.98, 7.32) @ 1752.6 MHz; Calibrated: 2024/3/21
- Sensor-Surface: 2mm (Mechanical Surface Detection)
- Electronics: DAE4 Sn1643; Calibrated: 2024/3/27
- Phantom: SAM 2; Type: QD000P40CC; Serial: TP:1464
- Measurement SW: DASY52, Version 52.10 (4); SEMCAD X Version 14.6.14 (7501)

Ch1513/Area Scan (71x81x1): Interpolated grid: dx=1.500 mm, dy=1.500 mm
Maximum value of SAR (interpolated) = 0.944 W/kg

Ch1513/Zoom Scan (5x5x7)/Cube 0: Measurement grid: dx=8mm, dy=8mm, dz=5mm
Reference Value = 12.22 V/m; Power Drift = -0.11 dB
Peak SAR (extrapolated) = 1.11 W/kg
SAR(1 g) = 0.660 W/kg; SAR(10 g) = 0.373 W/kg
Smallest distance from peaks to all points 3 dB below = 12.9 mm
Ratio of SAR at M2 to SAR at M1 = 58.9%
Maximum value of SAR (measured) = 0.900 W/kg

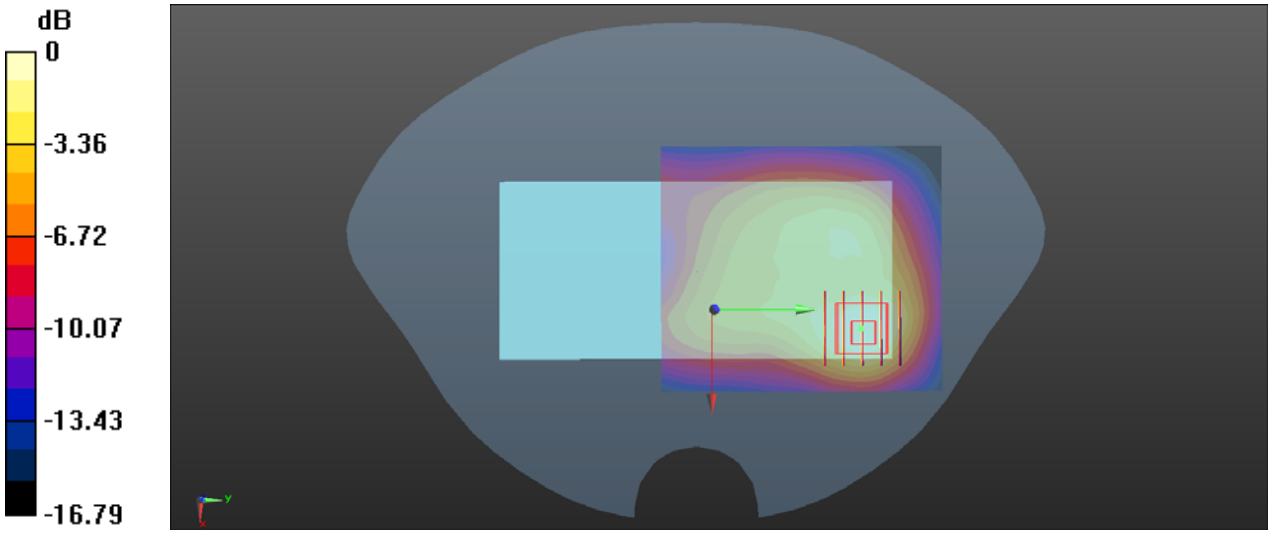

0 dB = 0.900 W/kg

WCDMA Band V_RMC 12.2Kbps_Back Side_10mm_Ch4132

Communication System: UID 0, UMTS-FDD (0); Frequency: 826.4 MHz;Duty Cycle: 1:1
Medium: HSL_900 Medium parameters used: f = 826.4 MHz; σ = 0.874 S/m; ε_r = 43.485; ρ = 1000 kg/m^3
Ambient Temperature：23.2 ℃; Liquid Temperature：22.6 ℃

DASY5 Configuration:
- Probe: EX3DV4 - SN7608; ConvF(9.17, 9.05, 8.22) @ 826.4 MHz; Calibrated: 2024/3/21
- Sensor-Surface: 2mm (Mechanical Surface Detection)
- Electronics: DAE4 Sn1643; Calibrated: 2024/3/27
- Phantom: SAM 2; Type: QD000P40CC; Serial: TP:1464
- Measurement SW: DASY52, Version 52.10 (4); SEMCAD X Version 14.6.14 (7501)

Ch4132/Area Scan (71x121x1): Interpolated grid: dx=1.500 mm, dy=1.500 mm
Maximum value of SAR (interpolated) = 1.01 W/kg

Ch4132/Zoom Scan (5x5x7)/Cube 0: Measurement grid: dx=8mm, dy=8mm, dz=5mm
Reference Value = 19.97 V/m; Power Drift = -0.06 dB
Peak SAR (extrapolated) = 1.35 W/kg
SAR(1 g) = 0.832 W/kg; SAR(10 g) = 0.495 W/kg
Smallest distance from peaks to all points 3 dB below = 11.2 mm
Ratio of SAR at M2 to SAR at M1 = 62.1%
Maximum value of SAR (measured) = 1.10 W/kg

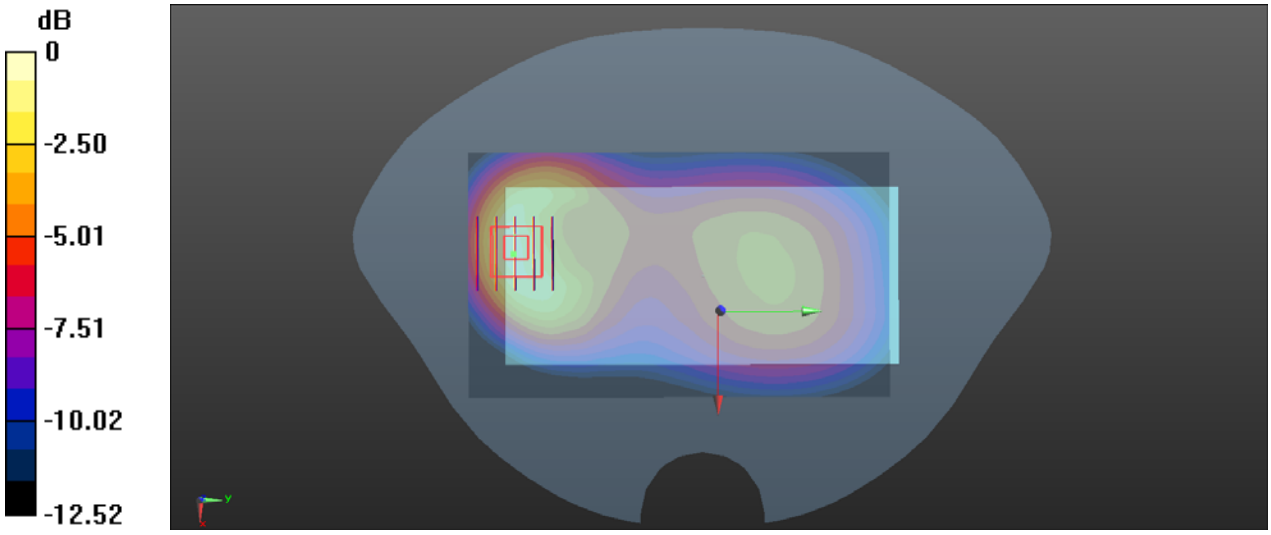

0 dB = 1.10 W/kg

LTE Band 2_20MHz_QPSK_1RB_0Offset_Back Side_10mm_Ch19100

Communication System: UID 0, LTE (0); Frequency: 1900 MHz;Duty Cycle: 1:1
Medium: HSL_1900 Medium parameters used: f = 1900 MHz; σ = 1.495 S/m; ε_r = 40.174; ρ = 1000 kg/m^3
Ambient Temperature：23.2 ℃; Liquid Temperature：22.8 ℃

DASY5 Configuration:
- Probe: EX3DV4 - SN7608; ConvF(7.73, 7.72, 7.11) @ 1900 MHz; Calibrated: 2024/3/21
- Sensor-Surface: 2mm (Mechanical Surface Detection)
- Electronics: DAE4 Sn1643; Calibrated: 2024/3/27
- Phantom: SAM 2; Type: QD000P40CC; Serial: TP:1464
- Measurement SW: DASY52, Version 52.10 (4); SEMCAD X Version 14.6.14 (7501)

Ch19100/Area Scan (71x81x1): Interpolated grid: dx=1.500 mm, dy=1.500 mm
Maximum value of SAR (interpolated) = 1.14 W/kg

Ch19100/Zoom Scan (5x5x7)/Cube 0: Measurement grid: dx=8mm, dy=8mm, dz=5mm
Reference Value = 10.11 V/m; Power Drift = 0.05 dB
Peak SAR (extrapolated) = 1.38 W/kg
SAR(1 g) = 0.846 W/kg; SAR(10 g) = 0.498 W/kg
Smallest distance from peaks to all points 3 dB below = 14.3 mm
Ratio of SAR at M2 to SAR at M1 = 61.9%
Maximum value of SAR (measured) = 1.13 W/kg

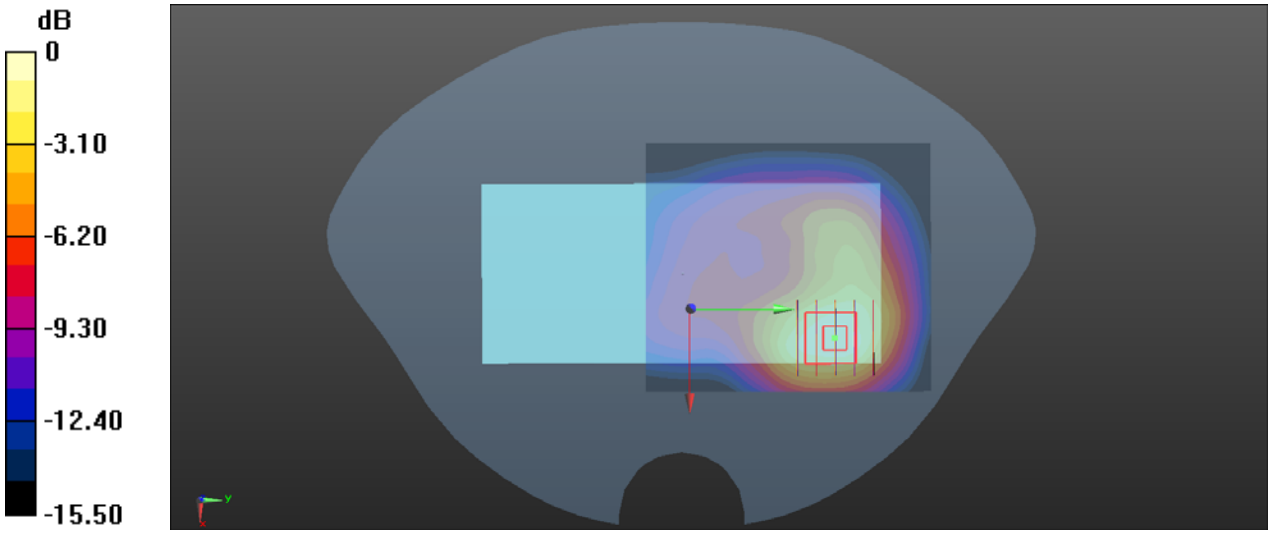

0 dB = 1.13 W/kg

LTE Band 5_10MHz_QPSK_1RB_0Offset_Back Sdie_10mm_Ch20450

Communication System: UID 0, LTE (0); Frequency: 829 MHz;Duty Cycle: 1:1
Medium: HSL_900 Medium parameters used: f = 829 MHz; σ = 0.87 S/m; ε_r = 43.459; ρ = 1000 kg/m^3
Ambient Temperature：23.2 ℃; Liquid Temperature：22.6 ℃

DASY5 Configuration:
- Probe: EX3DV4 - SN7608; ConvF(9.17, 9.05, 8.22) @ 829 MHz; Calibrated: 2024/3/21
- Sensor-Surface: 2mm (Mechanical Surface Detection)
- Electronics: DAE4 Sn1643; Calibrated: 2024/3/27
- Phantom: SAM 2; Type: QD000P40CC; Serial: TP:1464
- Measurement SW: DASY52, Version 52.10 (4); SEMCAD X Version 14.6.14 (7501)

Ch20450/Area Scan (71x121x1): Interpolated grid: dx=1.500 mm, dy=1.500 mm
Maximum value of SAR (interpolated) = 1.02 W/kg

Ch20450/Zoom Scan (5x5x7)/Cube 0: Measurement grid: dx=8mm, dy=8mm, dz=5mm
Reference Value = 16.94 V/m; Power Drift = 0.04 dB
Peak SAR (extrapolated) = 1.31 W/kg
SAR(1 g) = 0.775 W/kg; SAR(10 g) = 0.441 W/kg
Smallest distance from peaks to all points 3 dB below = 11.2 mm
Ratio of SAR at M2 to SAR at M1 = 59.5%
Maximum value of SAR (measured) = 1.07 W/kg

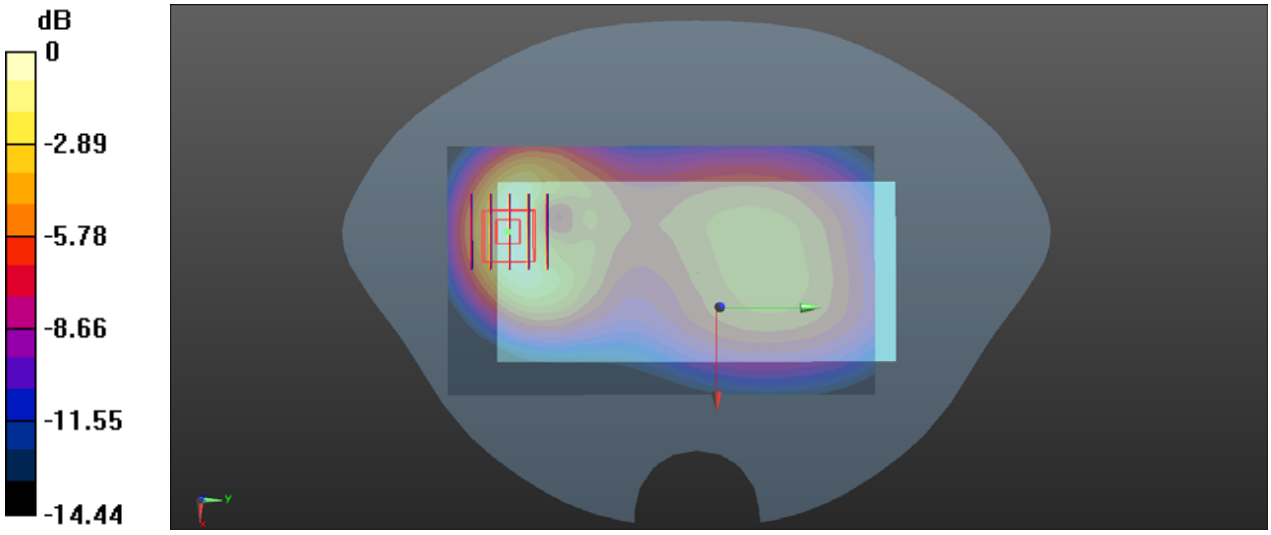

0 dB = 1.07 W/kg

LTE Band 7_20MHz_QPSK_1RB_0Offset_Back Side 10mm_Ch21350

Communication System: UID 0, LTE (0); Frequency: 2560 MHz;Duty Cycle: 1:1
Medium: HSL_2600 Medium parameters used: f = 2560 MHz; σ = 1.908 S/m; ε_r = 38.905; ρ = 1000 kg/m^3
Ambient Temperature：23.2 ℃; Liquid Temperature：22.2 ℃

DASY5 Configuration:
- Probe: EX3DV4 - SN7608; ConvF(7.23, 7.26, 6.75) @ 2560 MHz; Calibrated: 2024/3/21
- Sensor-Surface: 2mm (Mechanical Surface Detection)
- Electronics: DAE4 Sn1643; Calibrated: 2024/3/27
- Phantom: SAM 2; Type: QD000P40CC; Serial: TP:1464
- Measurement SW: DASY52, Version 52.10 (4); SEMCAD X Version 14.6.14 (7501)

Ch21350/Area Scan (91x101x1): Interpolated grid: dx=1.200 mm, dy=1.200 mm
Maximum value of SAR (interpolated) = 1.16 W/kg

Ch21350/Zoom Scan (7x7x7)/Cube 0: Measurement grid: dx=5mm, dy=5mm, dz=5mm
Reference Value = 2.673 V/m; Power Drift = 0.04 dB
Peak SAR (extrapolated) = 1.53 W/kg
SAR(1 g) = 0.799 W/kg; SAR(10 g) = 0.382 W/kg
Smallest distance from peaks to all points 3 dB below = 9.1 mm
Ratio of SAR at M2 to SAR at M1 = 54.1%
Maximum value of SAR (measured) = 1.19 W/kg

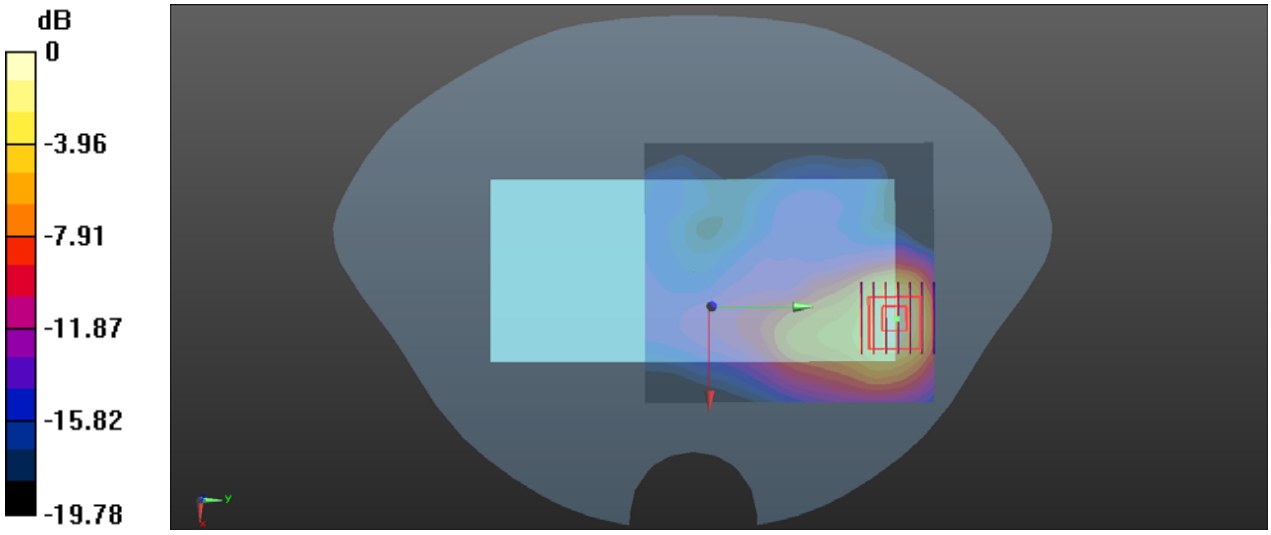

0 dB = 1.19 W/kg

LTE Band 12_10MHz_QPSK_1RB_0Offset_Back Side_10mm_Ch23095

Communication System: UID 0, LTE (0); Frequency: 707.5 MHz;Duty Cycle: 1:1
Medium: HSL_750 Medium parameters used: f = 707.5 MHz; σ = 0.927 S/m; ε_r = 43.747; ρ = 1000 kg/m^3
Ambient Temperature：23.2 ℃; Liquid Temperature：22.8 ℃

DASY5 Configuration:
- Probe: EX3DV4 - SN7608; ConvF(9.85, 9.47, 8.84) @ 707.5 MHz; Calibrated: 2024/3/21
- Sensor-Surface: 2mm (Mechanical Surface Detection)
- Electronics: DAE4 Sn1643; Calibrated: 2024/3/27
- Phantom: SAM 2; Type: QD000P40CC; Serial: TP:1464
- Measurement SW: DASY52, Version 52.10 (4); SEMCAD X Version 14.6.14 (7501)

Ch23095/Area Scan (71x121x1): Interpolated grid: dx=1.500 mm, dy=1.500 mm
Maximum value of SAR (interpolated) = 0.555 W/kg

Ch23095/Zoom Scan (5x5x7)/Cube 0: Measurement grid: dx=8mm, dy=8mm, dz=5mm
Reference Value = 22.92 V/m; Power Drift = -0.03 dB
Peak SAR (extrapolated) = 0.715 W/kg
SAR(1 g) = 0.429 W/kg; SAR(10 g) = 0.249 W/kg
Smallest distance from peaks to all points 3 dB below = 12.8 mm
Ratio of SAR at M2 to SAR at M1 = 59%
Maximum value of SAR (measured) = 0.586 W/kg

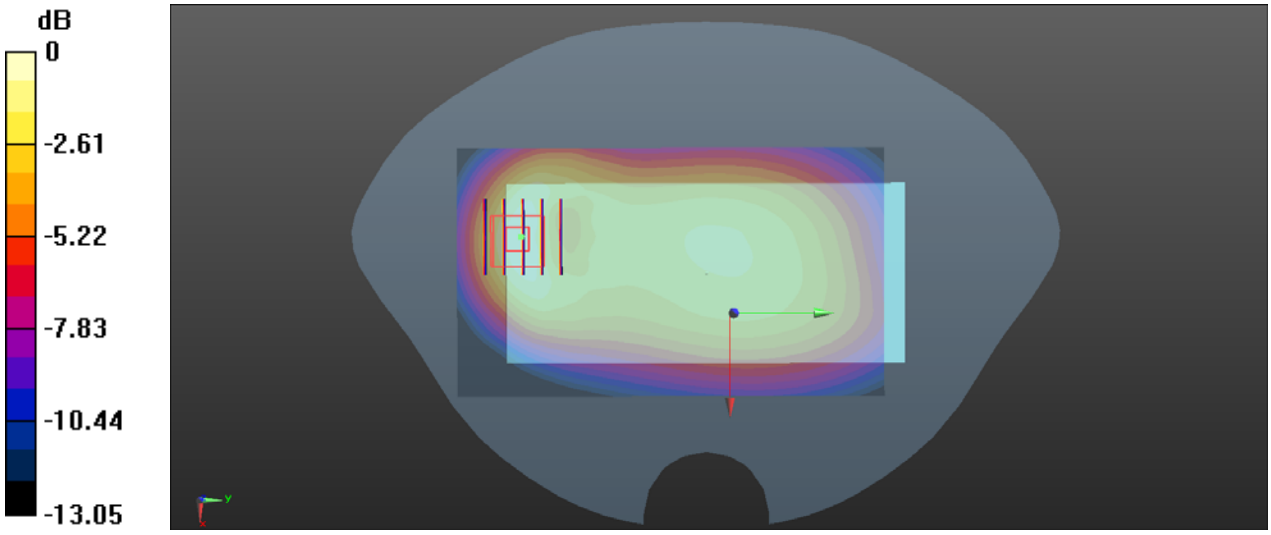

0 dB = 0.586 W/kg

LTE Band 13_10MHz_QPSK_1RB_0Offset_Back Side_10mm_Ch23230

Communication System: UID 0, LTE (0); Frequency: 782 MHz;Duty Cycle: 1:1
Medium: HSL_750 Medium parameters used: f = 782 MHz; σ = 0.961 S/m; ε_r = 42.623; ρ = 1000 kg/m^3
Ambient Temperature：23.2 ℃; Liquid Temperature：22.8 ℃

DASY5 Configuration:
- Probe: EX3DV4 - SN7608; ConvF(9.85, 9.47, 8.84) @ 782 MHz; Calibrated: 2024/3/21
- Sensor-Surface: 2mm (Mechanical Surface Detection)
- Electronics: DAE4 Sn1643; Calibrated: 2024/3/27
- Phantom: SAM 2; Type: QD000P40CC; Serial: TP:1464
- Measurement SW: DASY52, Version 52.10 (4); SEMCAD X Version 14.6.14 (7501)

Ch23230/Area Scan (71x121x1): Interpolated grid: dx=1.500 mm, dy=1.500 mm
Maximum value of SAR (interpolated) = 0.763 W/kg

Ch23230/Zoom Scan (5x5x7)/Cube 0: Measurement grid: dx=8mm, dy=8mm, dz=5mm
Reference Value = 22.69 V/m; Power Drift = -0.03 dB
Peak SAR (extrapolated) = 1.04 W/kg
SAR(1 g) = 0.623 W/kg; SAR(10 g) = 0.359 W/kg
Smallest distance from peaks to all points 3 dB below = 11.2 mm
Ratio of SAR at M2 to SAR at M1 = 61%
Maximum value of SAR (measured) = 0.840 W/kg

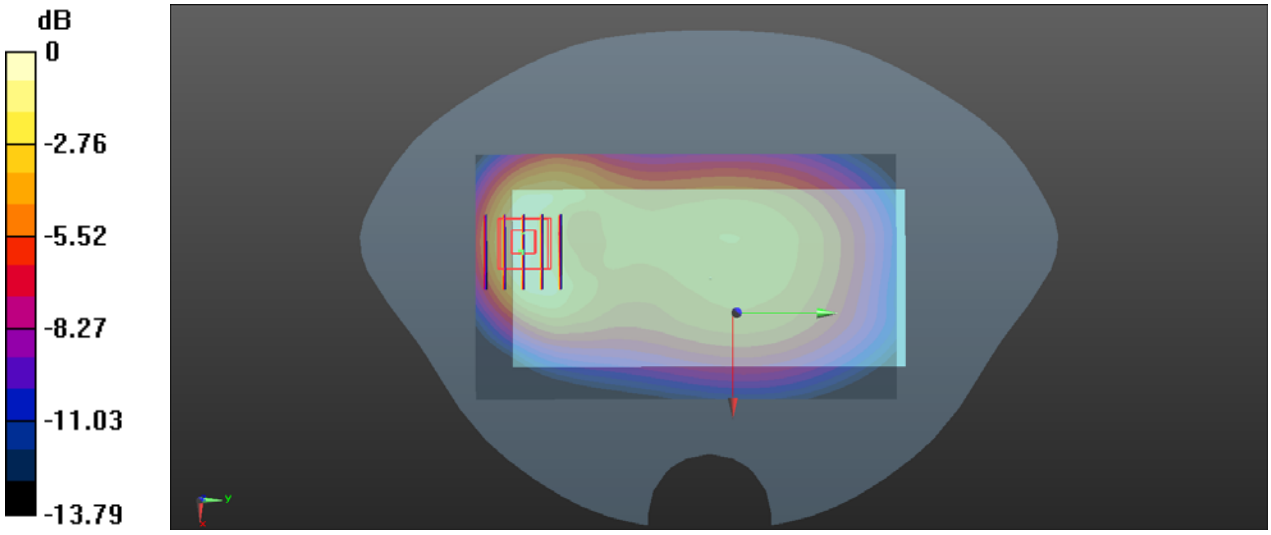

0 dB = 0.840 W/kg

LTE Band 25_20MHz_QPSK_50RB_0Offset_Back Sdie_10mm_Ch26140

Communication System: UID 0, LTE (0); Frequency: 1860 MHz;Duty Cycle: 1:1
Medium: HSL_1800 Medium parameters used: f = 1860 MHz; σ = 1.472 S/m; ε_r = 40.22; ρ = 1000 kg/m^3
Ambient Temperature：23.2 ℃; Liquid Temperature：22.8 ℃

DASY5 Configuration:
- Probe: EX3DV4 - SN7608; ConvF(7.73, 7.72, 7.11) @ 1860 MHz; Calibrated: 2024/3/21
- Sensor-Surface: 2mm (Mechanical Surface Detection)
- Electronics: DAE4 Sn1643; Calibrated: 2024/3/27
- Phantom: SAM 2; Type: QD000P40CC; Serial: TP:1464
- Measurement SW: DASY52, Version 52.10 (4); SEMCAD X Version 14.6.14 (7501)

Ch26140/Area Scan (71x81x1): Interpolated grid: dx=1.500 mm, dy=1.500 mm
Maximum value of SAR (interpolated) = 1.15 W/kg

Ch26140/Zoom Scan (5x5x7)/Cube 0: Measurement grid: dx=8mm, dy=8mm, dz=5mm
Reference Value = 12.30 V/m; Power Drift = -0.03 dB
Peak SAR (extrapolated) = 1.34 W/kg
SAR(1 g) = 0.794 W/kg; SAR(10 g) = 0.446 W/kg
Smallest distance from peaks to all points 3 dB below = 13.7 mm
Ratio of SAR at M2 to SAR at M1 = 58.4%
Maximum value of SAR (measured) = 1.08 W/kg

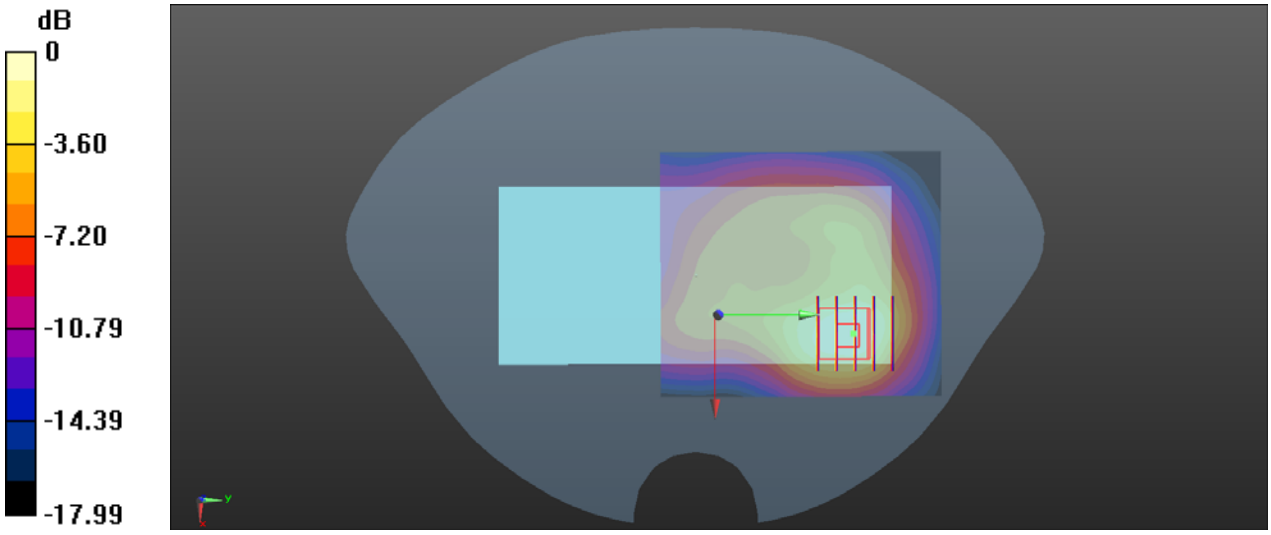

0 dB = 1.08 W/kg

LTE Band 26_15MHz_QPSK_1RB_0Offset_Back Sied_10mm_Ch26865

Communication System: UID 0, LTE (0); Frequency: 831.5 MHz;Duty Cycle: 1:1
Medium: HSL_900 Medium parameters used: f = 831.5 MHz; σ = 0.922 S/m; ε_r = 43.461; ρ = 1000 kg/m^3
Ambient Temperature：23.2 ℃; Liquid Temperature：22.6 ℃

DASY5 Configuration:
- Probe: EX3DV4 - SN7608; ConvF(9.17, 9.05, 8.22) @ 831.5 MHz; Calibrated: 2024/3/21
- Sensor-Surface: 2mm (Mechanical Surface Detection)
- Electronics: DAE4 Sn1643; Calibrated: 2024/3/27
- Phantom: SAM 2; Type: QD000P40CC; Serial: TP:1464
- Measurement SW: DASY52, Version 52.10 (4); SEMCAD X Version 14.6.14 (7501)

Ch26865/Area Scan (71x121x1): Interpolated grid: dx=1.500 mm, dy=1.500 mm
Maximum value of SAR (interpolated) = 0.928 W/kg

Ch26865/Zoom Scan (5x5x7)/Cube 0: Measurement grid: dx=8mm, dy=8mm, dz=5mm
Reference Value = 18.48 V/m; Power Drift = -0.07 dB
Peak SAR (extrapolated) = 1.28 W/kg
SAR(1 g) = 0.752 W/kg; SAR(10 g) = 0.427 W/kg
Smallest distance from peaks to all points 3 dB below = 9.6 mm
Ratio of SAR at M2 to SAR at M1 = 62.4%
Maximum value of SAR (measured) = 0.966 W/kg

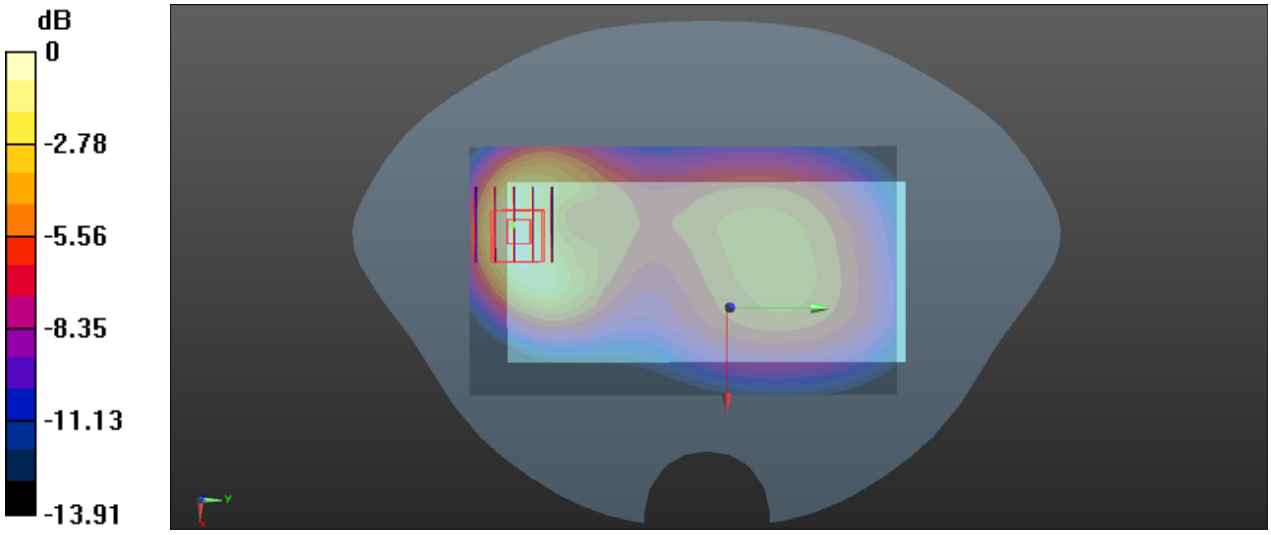

0 dB = 0.966 W/kg

LTE Band 38_20MHz_QPSK_1RB_0Offset_Back Side_10mm_Ch38000

Communication System: UID 0, LTE (0); Frequency: 2595 MHz;Duty Cycle: 1:1.59
Medium: HSL_2600 Medium parameters used: f = 2595 MHz; σ = 1.925 S/m; ε_r = 38.371; ρ = 1000 kg/m^3
Ambient Temperature：23.2 ℃; Liquid Temperature：22.2 ℃

DASY5 Configuration:
- Probe: EX3DV4 - SN7608; ConvF(7.23, 7.26, 6.75) @ 2595 MHz; Calibrated: 2024/3/21
- Sensor-Surface: 2mm (Mechanical Surface Detection)
- Electronics: DAE4 Sn1643; Calibrated: 2024/3/27
- Phantom: SAM 2; Type: QD000P40CC; Serial: TP:1464
- Measurement SW: DASY52, Version 52.10 (4); SEMCAD X Version 14.6.14 (7501)

Ch38000/Area Scan (91x101x1): Interpolated grid: dx=1.200 mm, dy=1.200 mm
Maximum value of SAR (interpolated) = 0.756 W/kg

Ch38000/Zoom Scan (7x7x7)/Cube 0: Measurement grid: dx=5mm, dy=5mm, dz=5mm
Reference Value = 2.174 V/m; Power Drift = 0.05 dB
Peak SAR (extrapolated) = 1.02 W/kg
SAR(1 g) = 0.522 W/kg; SAR(10 g) = 0.251 W/kg
Smallest distance from peaks to all points 3 dB below = 9.8 mm
Ratio of SAR at M2 to SAR at M1 = 53.3%
Maximum value of SAR (measured) = 0.781 W/kg

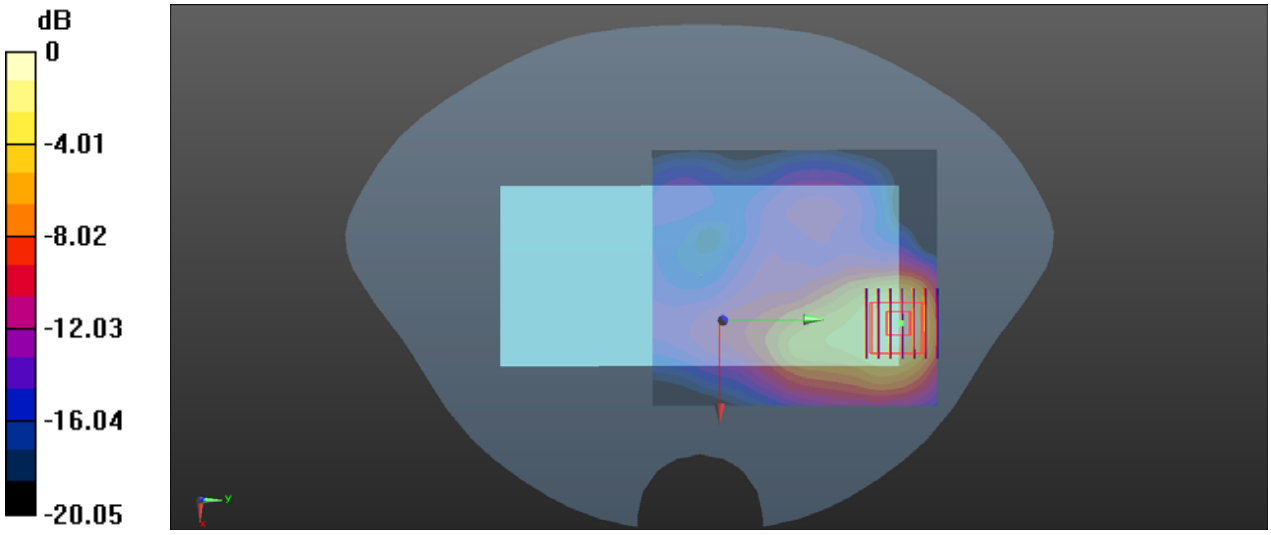

0 dB = 0.781 W/kg

LTE Band 41_20MHz_QPSK_1RB_0Offset_Back Side_10mm_Ch40620

Communication System: UID 0, LTE (0); Frequency: 2593 MHz;Duty Cycle: 1:1.59
Medium: HSL_2600 Medium parameters used: f = 2593 MHz; σ = 1.922 S/m; ε_r = 38.382; ρ = 1000 kg/m^3
Ambient Temperature：23.2 ℃; Liquid Temperature：22.2 ℃

DASY5 Configuration:
- Probe: EX3DV4 - SN7608; ConvF(7.23, 7.26, 6.75) @ 2593 MHz; Calibrated: 2024/3/21
- Sensor-Surface: 2mm (Mechanical Surface Detection)
- Electronics: DAE4 Sn1643; Calibrated: 2024/3/27
- Phantom: SAM 2; Type: QD000P40CC; Serial: TP:1464
- Measurement SW: DASY52, Version 52.10 (4); SEMCAD X Version 14.6.14 (7501)

Ch40620/Area Scan (91x101x1): Interpolated grid: dx=1.200 mm, dy=1.200 mm
Maximum value of SAR (interpolated) = 0.291 W/kg

Ch40620/Zoom Scan (7x7x7)/Cube 0: Measurement grid: dx=5mm, dy=5mm, dz=5mm
Reference Value = 0 V/m; Power Drift = 0.04 dB
Peak SAR (extrapolated) = 0.387 W/kg
SAR(1 g) = 0.260 W/kg; SAR(10 g) = 0.088 W/kg
Smallest distance from peaks to all points 3 dB below = 10 mm
Ratio of SAR at M2 to SAR at M1 = 50.3%
Maximum value of SAR (measured) = 0.279 W/kg

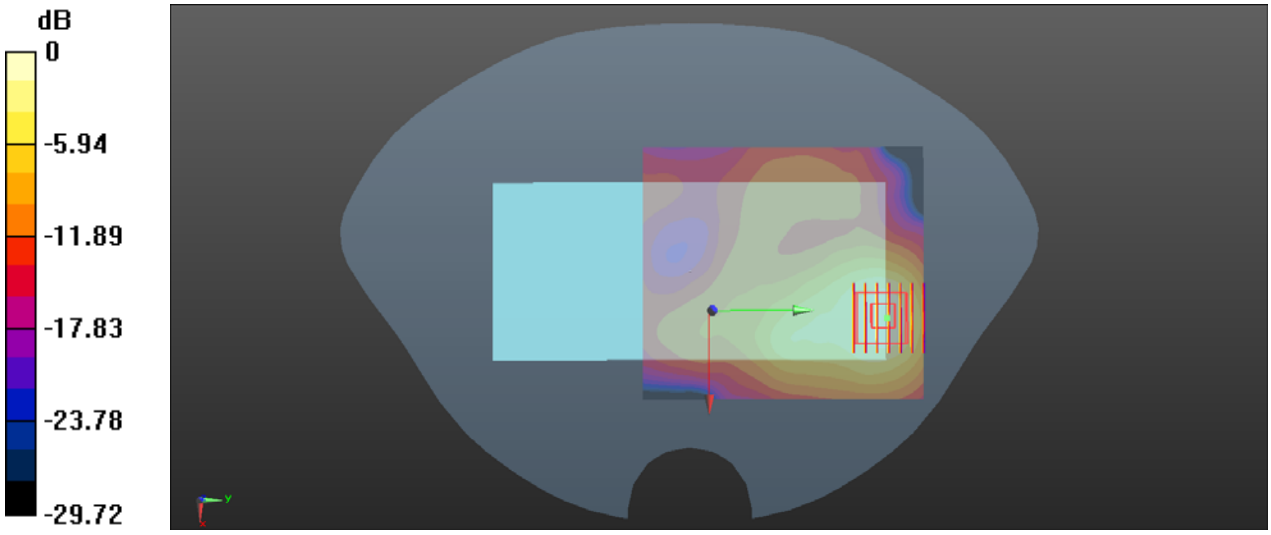

0 dB = 0.279 W/kg

LTE Band 66_20MHz_QPSK_50RB_0Offset_Back Sdie_10mm_Ch132322

Communication System: UID 0, LTE (0); Frequency: 1745 MHz;Duty Cycle: 1:1
Medium: HSL_1800 Medium parameters used: f = 1745 MHz; σ = 1.319 S/m; ε_r = 41.41; ρ = 1000 kg/m^3
Ambient Temperature：23.2 ℃; Liquid Temperature：22.5 ℃

DASY5 Configuration:
- Probe: EX3DV4 - SN7608; ConvF(7.94, 7.98, 7.32) @ 1745 MHz; Calibrated: 2024/3/21
- Sensor-Surface: 2mm (Mechanical Surface Detection)
- Electronics: DAE4 Sn1643; Calibrated: 2024/3/27
- Phantom: SAM 2; Type: QD000P40CC; Serial: TP:1464
- Measurement SW: DASY52, Version 52.10 (4); SEMCAD X Version 14.6.14 (7501)

Ch132322/Area Scan (71x81x1): Interpolated grid: dx=1.500 mm, dy=1.500 mm
Maximum value of SAR (interpolated) = 0.839 W/kg

Ch132322/Zoom Scan (5x5x7)/Cube 0: Measurement grid: dx=8mm, dy=8mm, dz=5mm
Reference Value = 10.27 V/m; Power Drift = 0.09 dB
Peak SAR (extrapolated) = 1.05 W/kg
SAR(1 g) = 0.637 W/kg; SAR(10 g) = 0.364 W/kg
Smallest distance from peaks to all points 3 dB below = 14.3 mm
Ratio of SAR at M2 to SAR at M1 = 59.2%
Maximum value of SAR (measured) = 0.856 W/kg

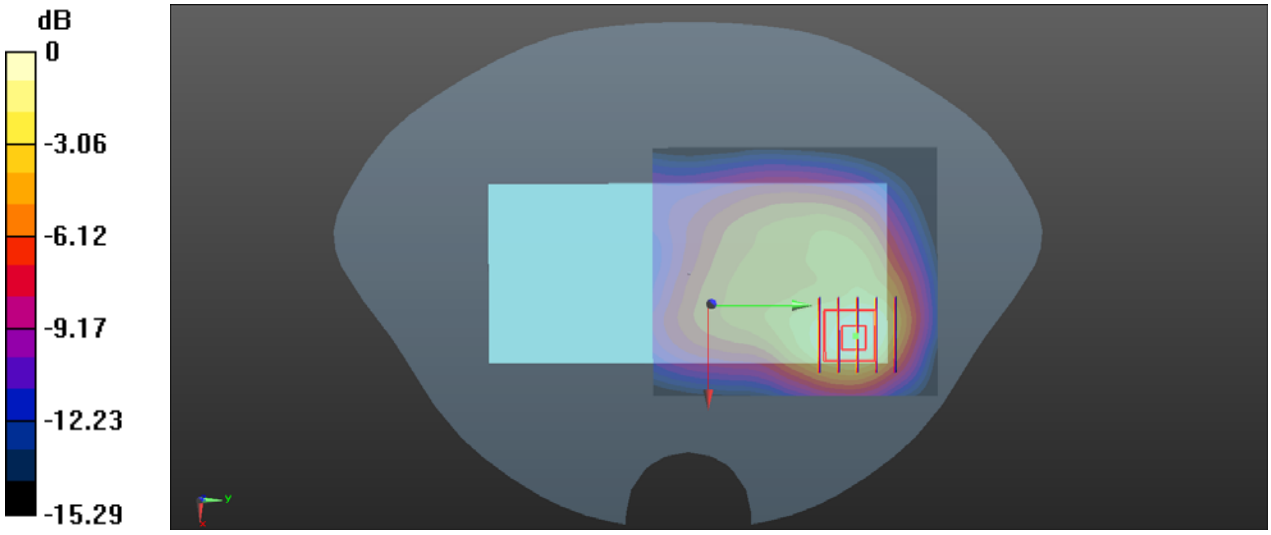

0 dB = 0.856 W/kg

LTE Band 71_20MHz_QPSK_1RB_0Offset_Right Sdie_10mm_Ch133322

Communication System: UID 0, LTE (0); Frequency: 683 MHz;Duty Cycle: 1:1
Medium: HSL_750 Medium parameters used: f = 683 MHz; σ = 0.822 S/m; ε_r = 43.802; ρ = 1000 kg/m^3
Ambient Temperature：23.2 ℃; Liquid Temperature：22.8 ℃

DASY5 Configuration:
- Probe: EX3DV4 - SN7608; ConvF(9.85, 9.47, 8.84) @ 683 MHz; Calibrated: 2024/3/21
- Sensor-Surface: 2mm (Mechanical Surface Detection)
- Electronics: DAE4 Sn1643; Calibrated: 2024/3/27
- Phantom: SAM 2; Type: QD000P40CC; Serial: TP:1464
- Measurement SW: DASY52, Version 52.10 (4); SEMCAD X Version 14.6.14 (7501)

Ch133322/Area Scan (41x121x1): Interpolated grid: dx=1.500 mm, dy=1.500 mm
Maximum value of SAR (interpolated) = 0.573 W/kg

Ch133322/Zoom Scan (5x5x7)/Cube 0: Measurement grid: dx=8mm, dy=8mm, dz=5mm
Reference Value = 25.80 V/m; Power Drift = -0.09 dB
Peak SAR (extrapolated) = 0.615 W/kg
SAR(1 g) = 0.476 W/kg; SAR(10 g) = 0.336 W/kg
Smallest distance from peaks to all points 3 dB below: Larger than measurement grid (> 16 mm)
Ratio of SAR at M2 to SAR at M1 = 74.6%
Maximum value of SAR (measured) = 0.571 W/kg

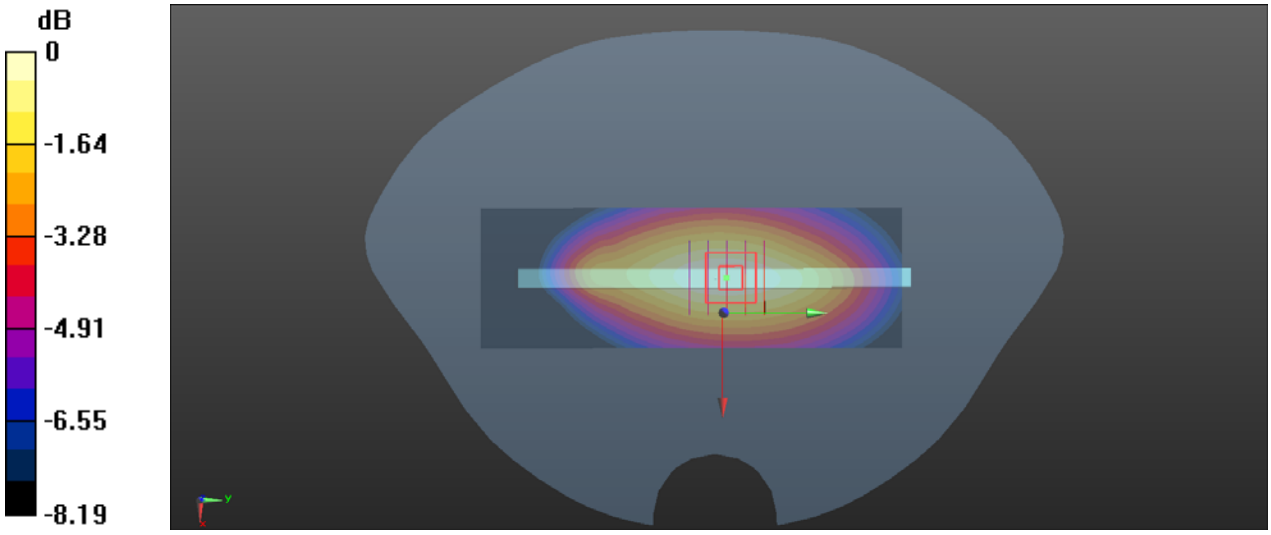

0 dB = 0.571 W/kg

5G NR n2_40MHz_DFT-S-QPSK_1RB_1Offset_Back Side_10mm_Ch37600

Communication System: UID 0, 5G NR (0); Frequency: 1880 MHz;Duty Cycle: 1:1
Medium: HSL_1900 Medium parameters used: f = 1880 MHz; σ = 1.485 S/m; ε_r = 40.159; ρ = 1000 kg/m^3
Ambient Temperature：23.2 ℃; Liquid Temperature：22.8 ℃

DASY5 Configuration:
- Probe: EX3DV4 - SN7608; ConvF(7.73, 7.72, 7.11) @ 1880 MHz; Calibrated: 2024/3/21
- Sensor-Surface: 2mm (Mechanical Surface Detection)
- Electronics: DAE4 Sn1643; Calibrated: 2024/3/27
- Phantom: SAM 2; Type: QD000P40CC; Serial: TP:1464
- Measurement SW: DASY52, Version 52.10 (4); SEMCAD X Version 14.6.14 (7501)

Ch376000/Area Scan (71x81x1): Interpolated grid: dx=1.500 mm, dy=1.500 mm
Maximum value of SAR (interpolated) = 1.13 W/kg

Ch376000/Zoom Scan (5x5x7)/Cube 0: Measurement grid: dx=8mm, dy=8mm, dz=5mm
Reference Value = 13.34 V/m; Power Drift = -0.02 dB
Peak SAR (extrapolated) = 1.34 W/kg
SAR(1 g) = 0.810 W/kg; SAR(10 g) = 0.478 W/kg
Smallest distance from peaks to all points 3 dB below = 14.8 mm
Ratio of SAR at M2 to SAR at M1 = 60.6%
Maximum value of SAR (measured) = 1.09 W/kg

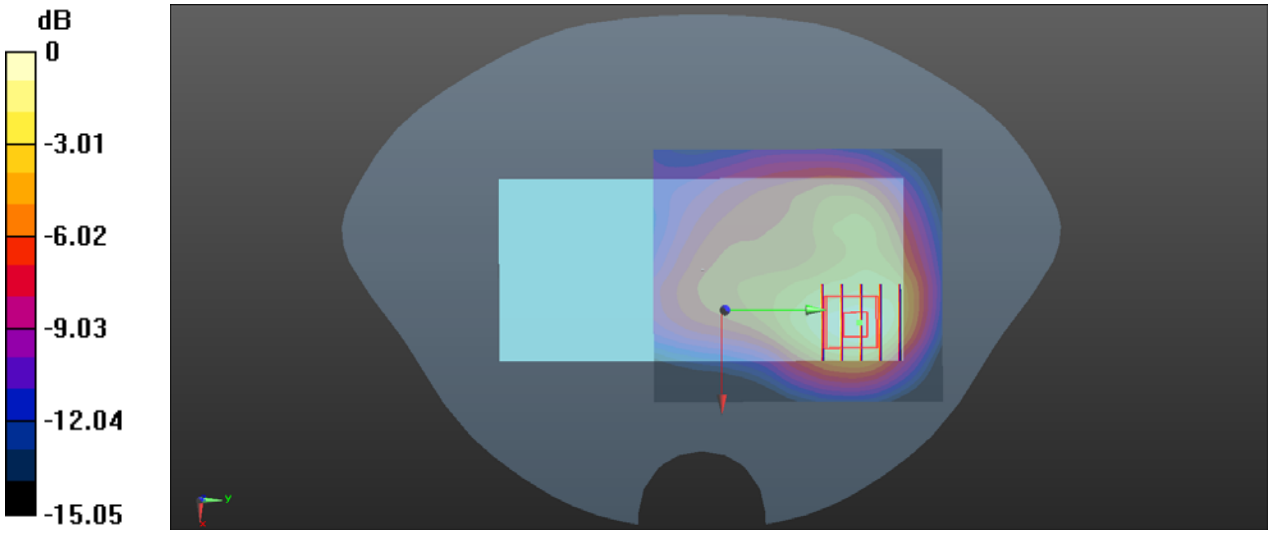

0 dB = 1.09 W/kg

5G NR n5_20MHz_DFT-S-QPSK_1RB_1Offset_Back Side_10mm_Ch166800

Communication System: UID 0, 5G NR (0); Frequency: 834 MHz;Duty Cycle: 1:1
Medium: HSL_900 Medium parameters used: f = 834 MHz; σ = 0.873 S/m; ε_r = 43.033; ρ = 1000 kg/m^3
Ambient Temperature：23.2 ℃; Liquid Temperature：22.6 ℃

DASY5 Configuration:
- Probe: EX3DV4 - SN7608; ConvF(9.17, 9.05, 8.22) @ 834 MHz; Calibrated: 2024/3/21
- Sensor-Surface: 2mm (Mechanical Surface Detection)
- Electronics: DAE4 Sn1643; Calibrated: 2024/3/27
- Phantom: SAM 2; Type: QD000P40CC; Serial: TP:1464
- Measurement SW: DASY52, Version 52.10 (4); SEMCAD X Version 14.6.14 (7501)

Ch166800/Area Scan (71x131x1): Interpolated grid: dx=1.500 mm, dy=1.500 mm
Maximum value of SAR (interpolated) = 0.724 W/kg

Ch166800/Zoom Scan (5x5x7)/Cube 0: Measurement grid: dx=8mm, dy=8mm, dz=5mm
Reference Value = 13.00 V/m; Power Drift = -0.03 dB
Peak SAR (extrapolated) = 1.18 W/kg
SAR(1 g) = 0.702 W/kg; SAR(10 g) = 0.409 W/kg
Smallest distance from peaks to all points 3 dB below = 10.1 mm
Ratio of SAR at M2 to SAR at M1 = 64.9%
Maximum value of SAR (measured) = 0.747 W/kg

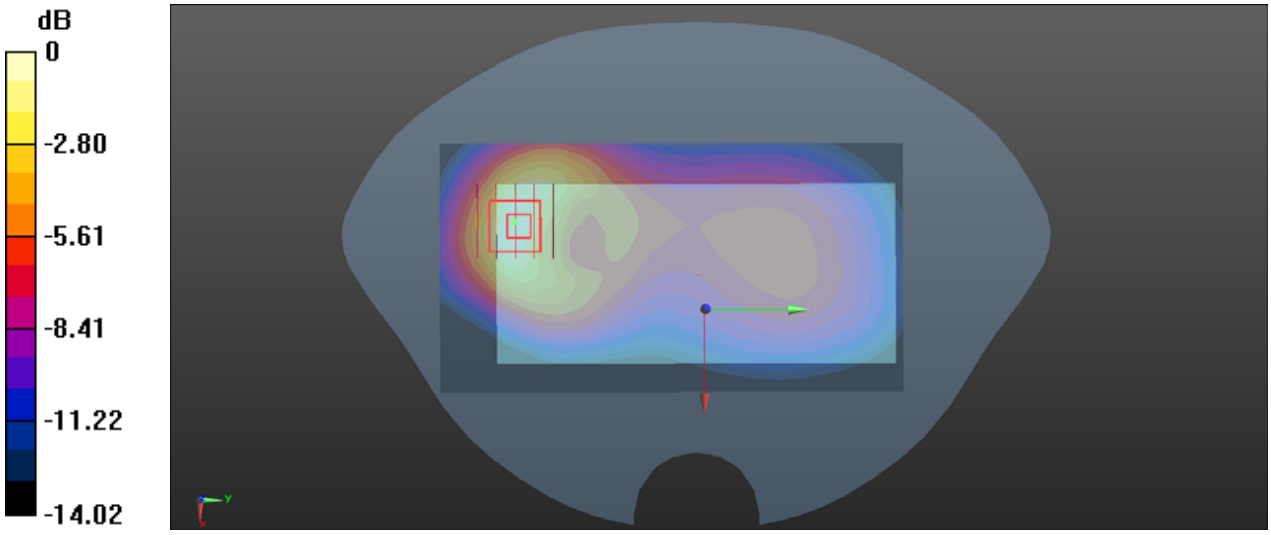

0 dB = 0.747 W/kg

5G NR n25_40MHz_DFT-S-QPSK_108RB_54Offset_Back Side_10mm_Ch3765000

Communication System: UID 0, 5G NR (0); Frequency: 1882.5 MHz;Duty Cycle: 1:1
Medium: HSL_1900 Medium parameters used: f = 1882.5 MHz; σ = 1.487 S/m; ε_r = 40.185; ρ = 1000 kg/m^3
Ambient Temperature：23.2 ℃; Liquid Temperature：22.8 ℃

DASY5 Configuration:
- Probe: EX3DV4 - SN7608; ConvF(7.73, 7.72, 7.11) @ 1882.5 MHz; Calibrated: 2024/3/21
- Sensor-Surface: 2mm (Mechanical Surface Detection)
- Electronics: DAE4 Sn1643; Calibrated: 2024/3/27
- Phantom: SAM 2; Type: QD000P40CC; Serial: TP:1464
- Measurement SW: DASY52, Version 52.10 (4); SEMCAD X Version 14.6.14 (7501)

Ch376500/Area Scan (71x81x1): Interpolated grid: dx=1.500 mm, dy=1.500 mm
Maximum value of SAR (interpolated) = 0.897 W/kg

Ch376500/Zoom Scan (5x5x7)/Cube 0: Measurement grid: dx=8mm, dy=8mm, dz=5mm
Reference Value = 9.844 V/m; Power Drift = 0.14 dB
Peak SAR (extrapolated) = 1.31 W/kg
SAR(1 g) = 0.784 W/kg; SAR(10 g) = 0.463 W/kg
Smallest distance from peaks to all points 3 dB below = 13.2 mm
Ratio of SAR at M2 to SAR at M1 = 60.9%
Maximum value of SAR (measured) = 0.839 W/kg

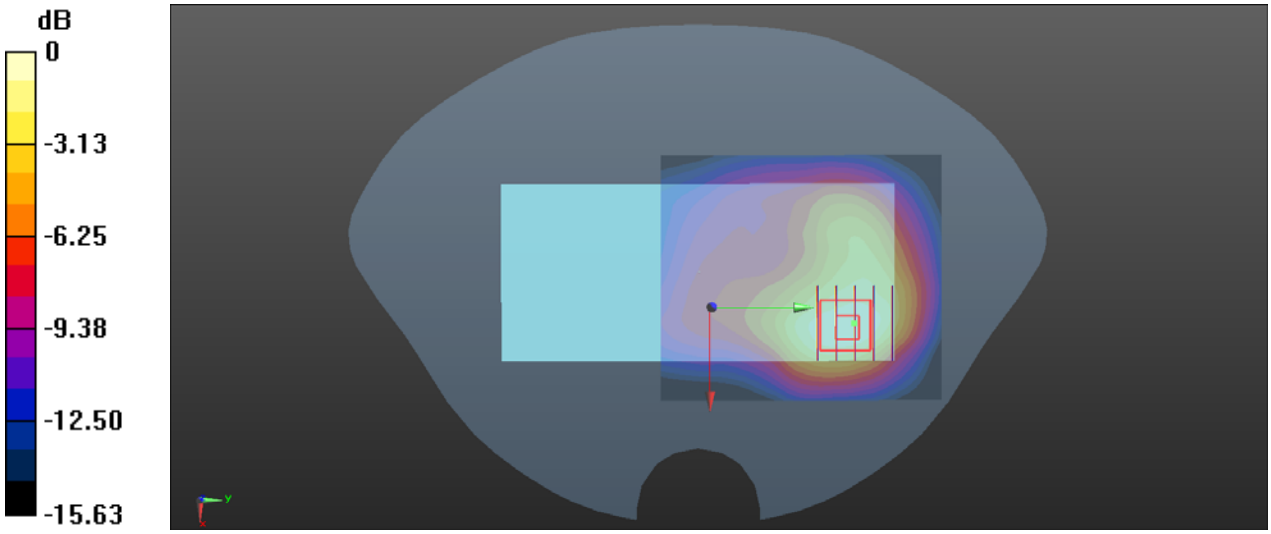

0 dB = 0.839 W/kg

5G NR n41_100MHz_DFT-S-QPSK_1RB_136Offset_Back _Side_10mm_Ch518598

Communication System: UID 0, 5G NR (0); Frequency: 2592.99 MHz;Duty Cycle: 1:1
Medium: HSL_2600 Medium parameters used: f = 2593 MHz; σ = 1.922 S/m; ε_r = 39.082; ρ = 1000 kg/m^3
Ambient Temperature：23.2 ℃; Liquid Temperature：22.4 ℃

DASY5 Configuration:
- Probe: EX3DV4 - SN7608; ConvF(7.23, 7.26, 6.75) @ 2592.99 MHz; Calibrated: 2024/3/21
- Sensor-Surface: 2mm (Mechanical Surface Detection)
- Electronics: DAE4 Sn1643; Calibrated: 2024/3/27
- Phantom: SAM 2; Type: QD000P40CC; Serial: TP:1464
- Measurement SW: DASY52, Version 52.10 (4); SEMCAD X Version 14.6.14 (7501)

Ch518598/Area Scan (91x101x1): Interpolated grid: dx=1.200 mm, dy=1.200 mm
Maximum value of SAR (interpolated) = 0.968 W/kg

Ch518598/Zoom Scan (7x7x7)/Cube 0: Measurement grid: dx=5mm, dy=5mm, dz=5mm
Reference Value = 5.426 V/m; Power Drift = 0.04 dB
Peak SAR (extrapolated) = 1.24 W/kg
SAR(1 g) = 0.642 W/kg; SAR(10 g) = 0.316 W/kg
Smallest distance from peaks to all points 3 dB below = 10 mm
Ratio of SAR at M2 to SAR at M1 = 52.6%
Maximum value of SAR (measured) = 0.947 W/kg

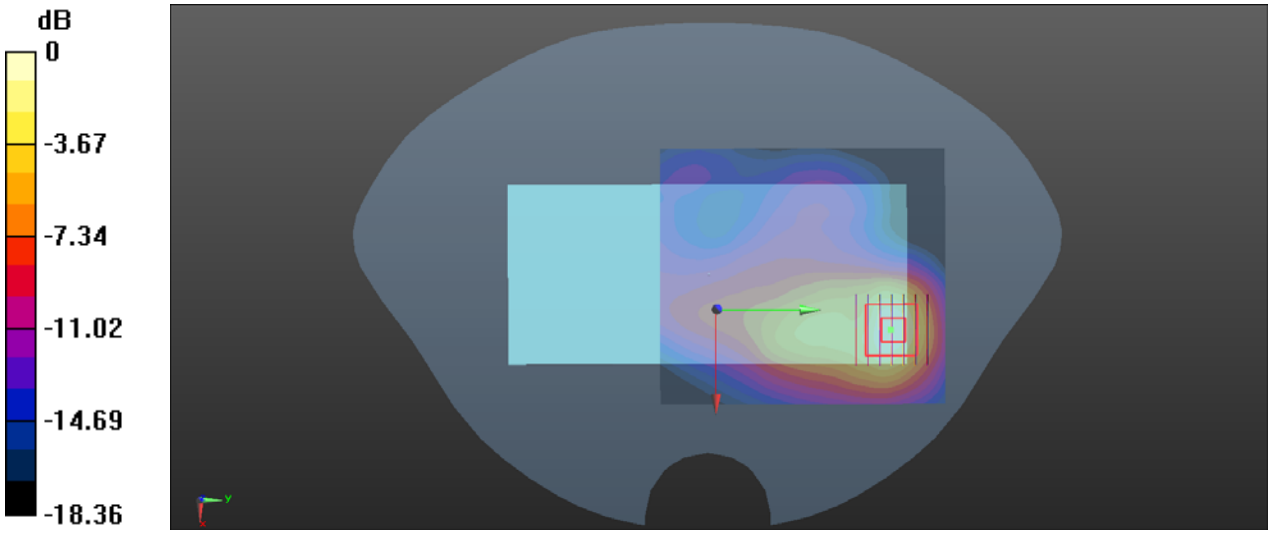

0 dB = 0.947 W/kg

5G NR n66_40MHz_DFT-S-QPSK_108RB_54Offset_Back Side_ 10mm_Ch352000

Communication System: UID 0, 5G NR (0); Frequency: 1760 MHz;Duty Cycle: 1:1
Medium: HSL_1800 Medium parameters used: f = 1760 MHz; σ = 1.37 S/m; ε_r = 40.9; ρ = 1000 kg/m^3
Ambient Temperature：23.2 ℃; Liquid Temperature：22.5 ℃

DASY5 Configuration:
- Probe: EX3DV4 - SN7608; ConvF(7.94, 7.98, 7.32) @ 1760 MHz; Calibrated: 2024/3/21
- Sensor-Surface: 2mm (Mechanical Surface Detection)
- Electronics: DAE4 Sn1643; Calibrated: 2024/3/27
- Phantom: SAM 2; Type: QD000P40CC; Serial: TP:1464
- Measurement SW: DASY52, Version 52.10 (4); SEMCAD X Version 14.6.14 (7501)

Ch352000/Area Scan (71x81x1): Interpolated grid: dx=1.500 mm, dy=1.500 mm
Maximum value of SAR (interpolated) = 1.14 W/kg

Ch352000/Zoom Scan (5x5x7)/Cube 0: Measurement grid: dx=8mm, dy=8mm, dz=5mm
Reference Value = 12.83 V/m; Power Drift = 0.03 dB
Peak SAR (extrapolated) = 1.38 W/kg
SAR(1 g) = 0.838 W/kg; SAR(10 g) = 0.495 W/kg
Smallest distance from peaks to all points 3 dB below = 13.7 mm
Ratio of SAR at M2 to SAR at M1 = 60.8%
Maximum value of SAR (measured) = 1.12 W/kg

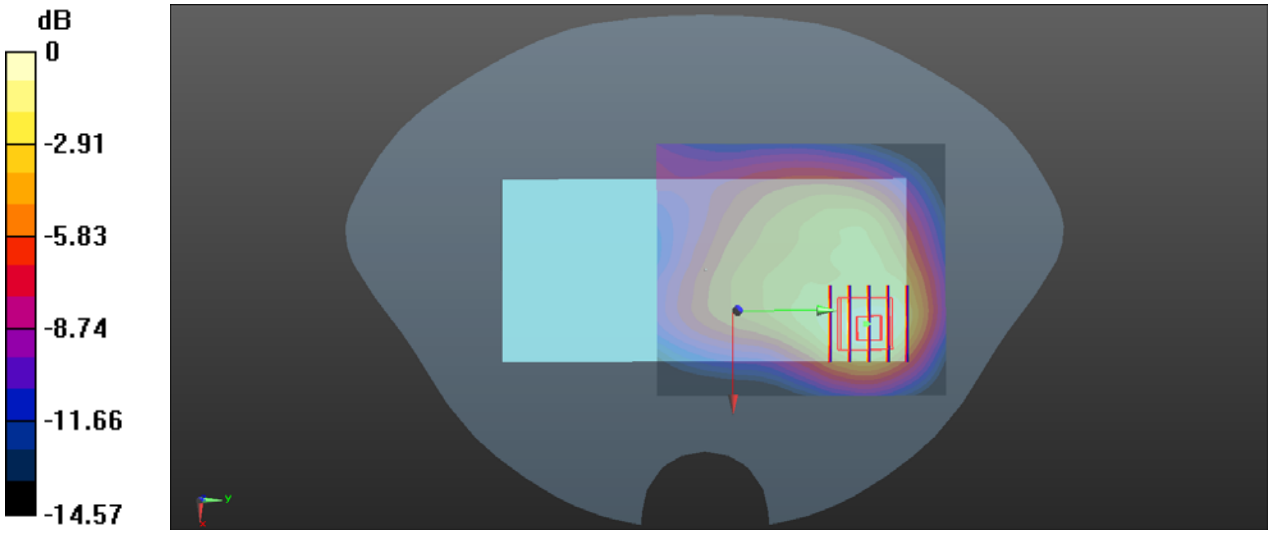

0 dB = 1.12 W/kg

5G NR n71_20MHz_DFT-S-QPSK_1RB_1Offset_Back Side_10mm_Ch137600

Communication System: UID 0, 5G NR (0); Frequency: 688 MHz;Duty Cycle: 1:1
Medium: HSL_750 Medium parameters used: f = 688 MHz; σ = 0.824 S/m; ε_r = 43.772; ρ = 1000 kg/m^3
Ambient Temperature：23.2 ℃; Liquid Temperature：22.5 ℃

DASY5 Configuration:
- Probe: EX3DV4 - SN7608; ConvF(9.85, 9.47, 8.84) @ 688 MHz; Calibrated: 2024/3/21
- Sensor-Surface: 2mm (Mechanical Surface Detection)
- Electronics: DAE4 Sn1643; Calibrated: 2024/3/27
- Phantom: SAM 2; Type: QD000P40CC; Serial: TP:1464
- Measurement SW: DASY52, Version 52.10 (4); SEMCAD X Version 14.6.14 (7501)

Ch137600/Area Scan (71x121x1): Interpolated grid: dx=1.500 mm, dy=1.500 mm
Maximum value of SAR (interpolated) = 0.494 W/kg

Ch137600/Zoom Scan (5x5x7)/Cube 0: Measurement grid: dx=8mm, dy=8mm, dz=5mm
Reference Value = 15.09 V/m; Power Drift = -0.02 dB
Peak SAR (extrapolated) = 0.615 W/kg
SAR(1 g) = 0.368 W/kg; SAR(10 g) = 0.223 W/kg
Smallest distance from peaks to all points 3 dB below = 12.9 mm
Ratio of SAR at M2 to SAR at M1 = 60.4%
Maximum value of SAR (measured) = 0.496 W/kg

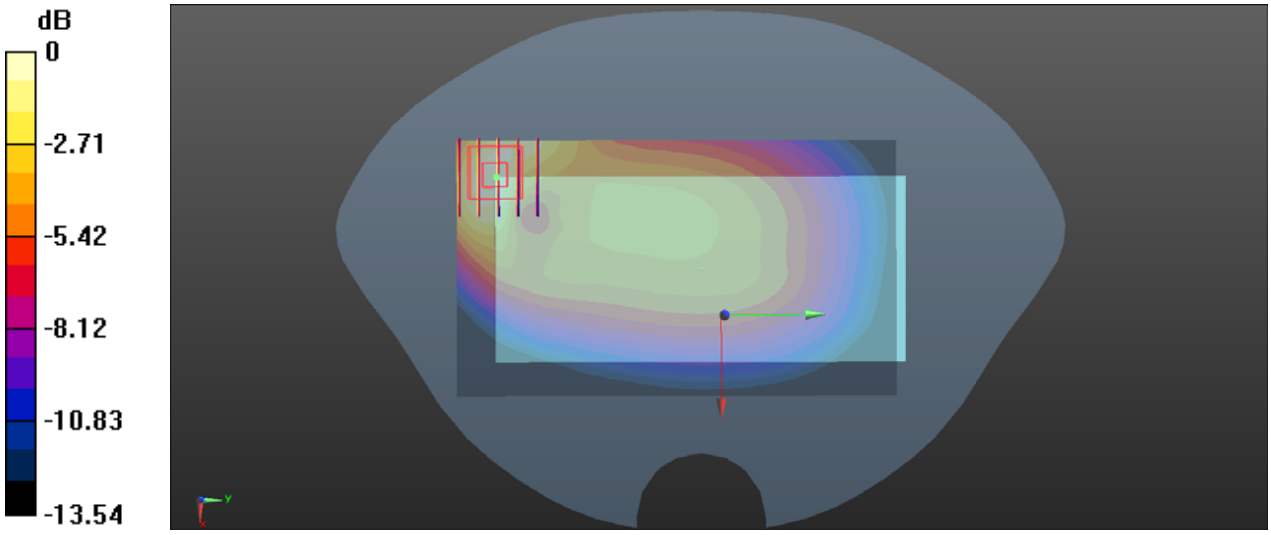

0 dB = 0.496 W/kg

5G NR n77_100MHz_DFT-S-QPSK_1RB_136Offset_Back _Side_10mm_Ch662000

Communication System: UID 0, 5G NR (0); Frequency: 3930 MHz;Duty Cycle: 1:1
Medium: HSL_3900 Medium parameters used: f = 3930 MHz; σ = 3.46 S/m; ε_r = 36.517; ρ = 1000 kg/m^3
Ambient Temperature：23.2 ℃; Liquid Temperature：22.4 ℃

DASY5 Configuration:
- Probe: EX3DV4 - SN7608; ConvF(6.15, 6.26, 5.82) @ 3930 MHz; Calibrated: 2024/3/21
- Sensor-Surface: 2mm (Mechanical Surface Detection)
- Electronics: DAE4 Sn1643; Calibrated: 2024/3/27
- Phantom: SAM 2; Type: QD000P40CC; Serial: TP:1464
- Measurement SW: DASY52, Version 52.10 (4); SEMCAD X Version 14.6.14 (7501)

Ch662000/Area Scan (91x101x1): Interpolated grid: dx=1.200 mm, dy=1.200 mm
Maximum value of SAR (interpolated) = 1.38 W/kg

Ch662000/Zoom Scan (7x7x7)/Cube 0: Measurement grid: dx=5mm, dy=5mm, dz=5mm
Reference Value = 0.5550 V/m; Power Drift = 0.03 dB
Peak SAR (extrapolated) = 1.75 W/kg
SAR(1 g) = 0.837 W/kg; SAR(10 g) = 0.373 W/kg
Smallest distance from peaks to all points 3 dB below = 10.8 mm
Ratio of SAR at M2 to SAR at M1 = 46.4%
Maximum value of SAR (measured) = 1.30 W/kg

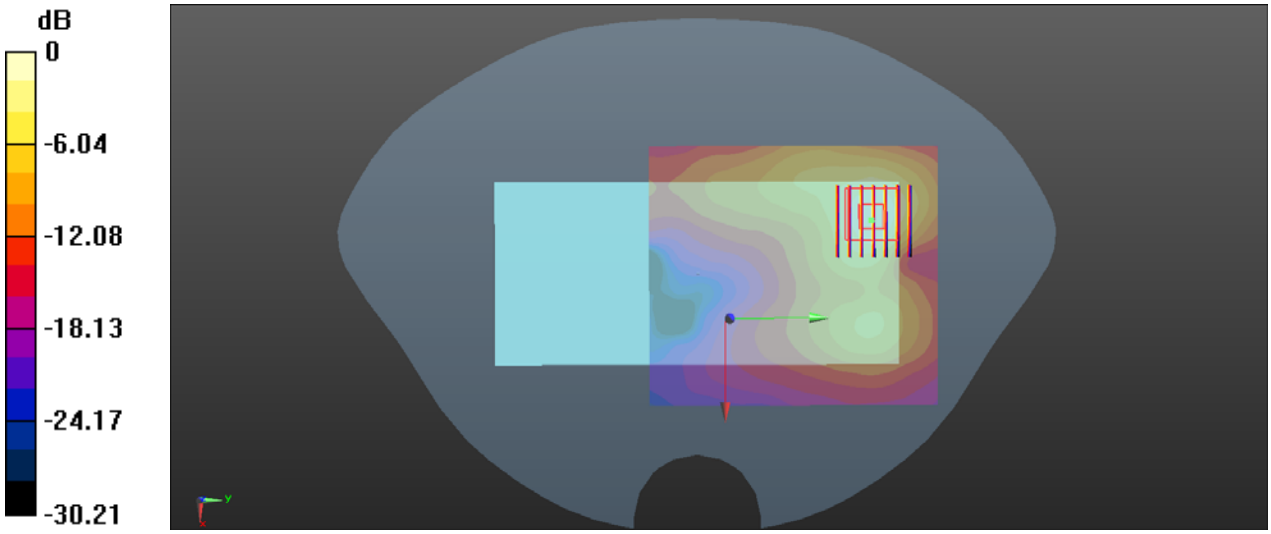

0 dB = 1.30 W/kg

WLAN 2.4GHz_802.11b 1Mbps_Back Side_10mm_Ch11

Communication System: UID 0, WLAN 2.4GHz 802.11b (0); Frequency: 2462 MHz;Duty Cycle: 1:1.003
Medium: HSL_2450 Medium parameters used: f = 2462 MHz; σ = 1.849 S/m; ε_r = 38.948; ρ = 1000 kg/m^3
Ambient Temperature：23.2 °C; Liquid Temperature：22.3 °C

DASY5 Configuration:
- Probe: EX3DV4 - SN7608; ConvF(7.31, 7.34, 6.82) @ 2462 MHz; Calibrated: 2024/3/21
- Sensor-Surface: 2mm (Mechanical Surface Detection)
- Electronics: DAE4 Sn1643; Calibrated: 2024/3/27
- Phantom: SAM 2; Type: QD000P40CC; Serial: TP:1464
- Measurement SW: DASY52, Version 52.10 (4); SEMCAD X Version 14.6.14 (7501)

Ch11/Area Scan (91x101x1): Interpolated grid: dx=1.200 mm, dy=1.200 mm
Maximum value of SAR (interpolated) = 0.379 W/kg

Ch11/Zoom Scan (7x7x7)/Cube 0: Measurement grid: dx=5mm, dy=5mm, dz=5mm
Reference Value = 3.684 V/m; Power Drift = -0.03 dB
Peak SAR (extrapolated) = 0.452 W/kg
SAR(1 g) = 0.247 W/kg; SAR(10 g) = 0.134 W/kg
Smallest distance from peaks to all points 3 dB below = 12 mm
Ratio of SAR at M2 to SAR at M1 = 55.3%
Maximum value of SAR (measured) = 0.349 W/kg

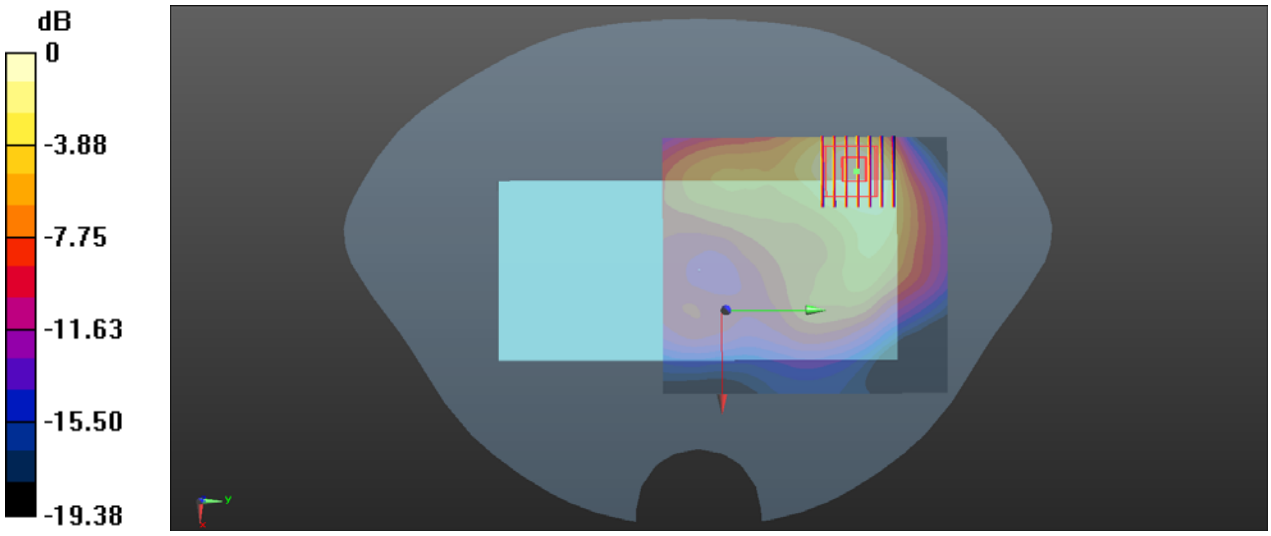

0 dB = 0.349 W/kg

WLAN 5.2GHz_802.11a 6Mbps_Back Side_10mm_Ch44

Communication System: UID 0, WLAN 5GHz (0); Frequency: 5220 MHz;Duty Cycle: 1:1.029
Medium: HSL_5250 Medium parameters used: f = 5220 MHz; σ = 4.57 S/m; ε_r = 35.495; ρ = 1000 kg/m^3
Ambient Temperature：23.2 ℃; Liquid Temperature：22.6 ℃

DASY5 Configuration:
- Probe: EX3DV4 - SN7608; ConvF(5.41, 5.52, 5.17) @ 5220 MHz; Calibrated: 2024/3/21
- Sensor-Surface: 2mm (Mechanical Surface Detection)
- Electronics: DAE4 Sn1643; Calibrated: 2024/3/27
- Phantom: SAM 2; Type: QD000P40CC; Serial: TP:1464
- Measurement SW: DASY52, Version 52.10 (4); SEMCAD X Version 14.6.14 (7501)

Ch44/Area Scan (111x121x1): Interpolated grid: dx=1.000 mm, dy=1.000 mm
Maximum value of SAR (interpolated) = 0.372 W/kg

Ch44/Zoom Scan (8x8x15)/Cube 0: Measurement grid: dx=4mm, dy=4mm, dz=2mm
Reference Value = 0 V/m; Power Drift = 0.00 dB
Peak SAR (extrapolated) = 0.760 W/kg
SAR(1 g) = 0.211 W/kg; SAR(10 g) = 0.073 W/kg
Smallest distance from peaks to all points 3 dB below = 7.6 mm
Ratio of SAR at M2 to SAR at M1 = 57.3%
Maximum value of SAR (measured) = 0.385 W/kg

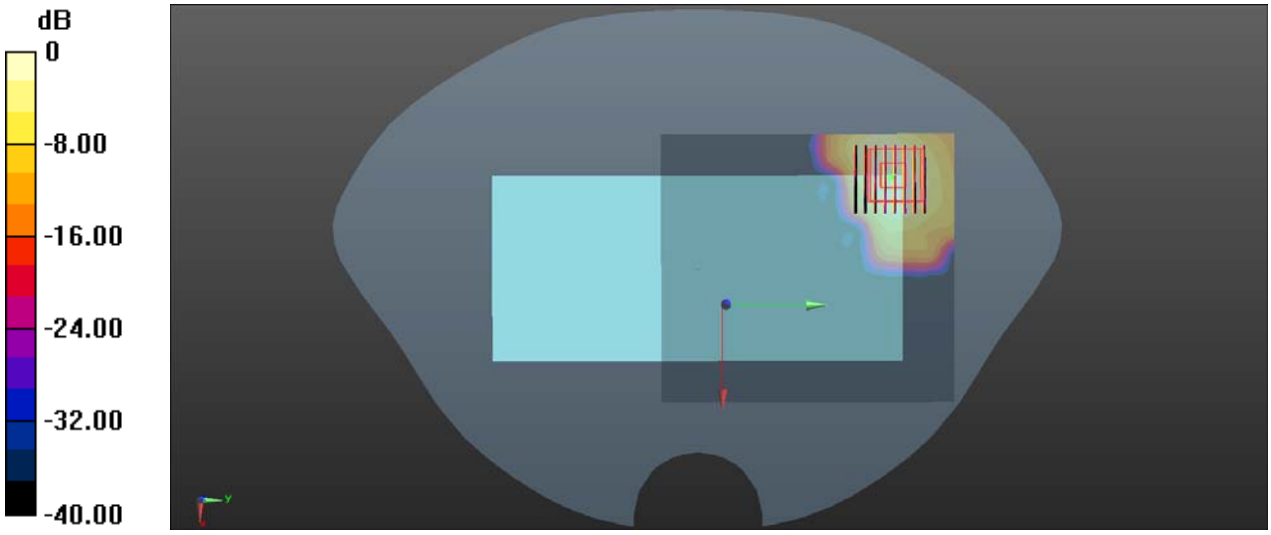

0 dB = 0.385 W/kg

WLAN 5.8GHz_802.11a 6Mbps_Back Side_10mm_Ch165

Communication System: UID 0, WLAN 5GHz (0); Frequency: 5825 MHz;Duty Cycle: 1:1.029
Medium: HSL_5750 Medium parameters used: f = 5825 MHz; σ = 5.352 S/m; ε_r = 35.818; ρ = 1000 kg/m^3
Ambient Temperature：23.2 ℃; Liquid Temperature：22.3 ℃

DASY5 Configuration:
- Probe: EX3DV4 - SN7608; ConvF(4.76, 4.89, 4.54) @ 5825 MHz; Calibrated: 2024/3/21
- Sensor-Surface: 2mm (Mechanical Surface Detection)
- Electronics: DAE4 Sn1643; Calibrated: 2024/3/27
- Phantom: SAM 2; Type: QD000P40CC; Serial: TP:1464
- Measurement SW: DASY52, Version 52.10 (4); SEMCAD X Version 14.6.14 (7501)

Ch165/Area Scan (111x121x1): Interpolated grid: dx=1.000 mm, dy=1.000 mm
Maximum value of SAR (interpolated) = 0.260 W/kg

Ch165/Zoom Scan (8x8x15)/Cube 0: Measurement grid: dx=4mm, dy=4mm, dz=2mm
Reference Value = 0 V/m; Power Drift = -0.02 dB
Peak SAR (extrapolated) = 0.495 W/kg
SAR(1 g) = 0.118 W/kg; SAR(10 g) = 0.034 W/kg
Smallest distance from peaks to all points 3 dB below = 7.2 mm
Ratio of SAR at M2 to SAR at M1 = 50.5%
Maximum value of SAR (measured) = 0.259 W/kg

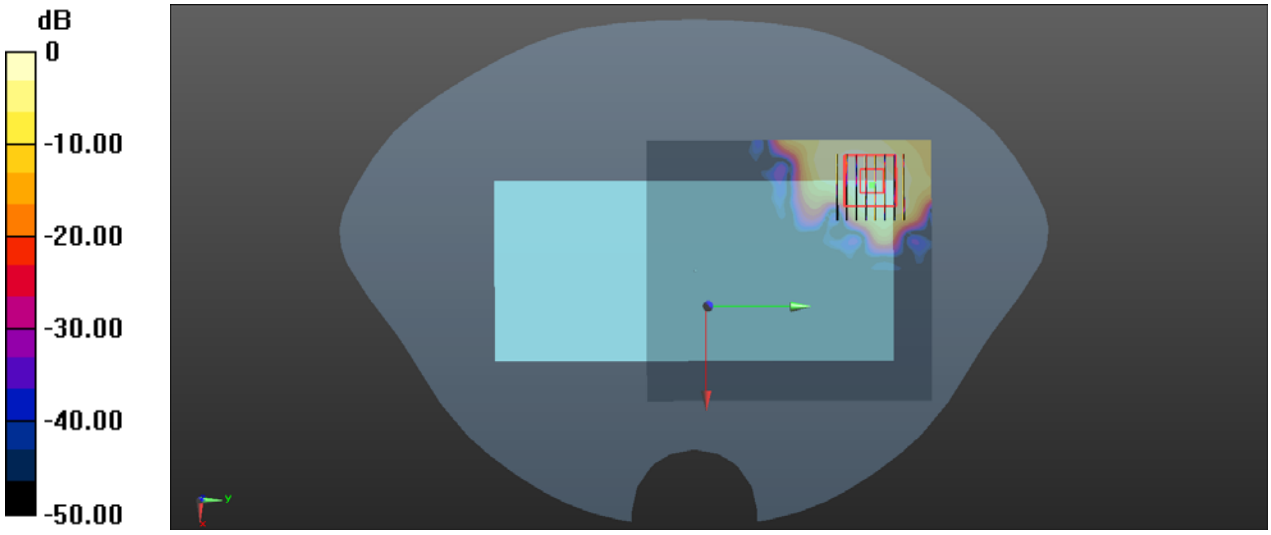

0 dB = 0.259 W/kg

Bluetooth_DH5_Back Side_10mm_Ch0

Communication System: UID 0, Bluetooth (0); Frequency: 2402 MHz;Duty Cycle: 1:1.085
Medium: HSL_2450 Medium parameters used: f = 2402 MHz; σ = 1.712 S/m; ε_r = 38.095; ρ = 1000 kg/m^3
Ambient Temperature：23.2 ℃; Liquid Temperature：22.3 ℃

DASY5 Configuration:
- Probe: EX3DV4 - SN7608; ConvF(7.31, 7.34, 6.82) @ 2402 MHz; Calibrated: 2024/3/21
- Sensor-Surface: 2mm (Mechanical Surface Detection)
- Electronics: DAE4 Sn1643; Calibrated: 2024/3/27
- Phantom: SAM 2; Type: QD000P40CC; Serial: TP:1464
- Measurement SW: DASY52, Version 52.10 (4); SEMCAD X Version 14.6.14 (7501)

Ch0/Area Scan (91x101x1): Interpolated grid: dx=1.200 mm, dy=1.200 mm
Maximum value of SAR (interpolated) = 0.0853 W/kg

Ch0/Zoom Scan (7x7x7)/Cube 0: Measurement grid: dx=5mm, dy=5mm, dz=5mm
Reference Value = 0.9180 V/m; Power Drift = 0.05 dB
Peak SAR (extrapolated) = 0.101 W/kg
SAR(1 g) = 0.055 W/kg; SAR(10 g) = 0.029 W/kg
Smallest distance from peaks to all points 3 dB below: Larger than measurement grid (> 15 mm)
Ratio of SAR at M2 to SAR at M1 = 53.7%
Maximum value of SAR (measured) = 0.0786 W/kg

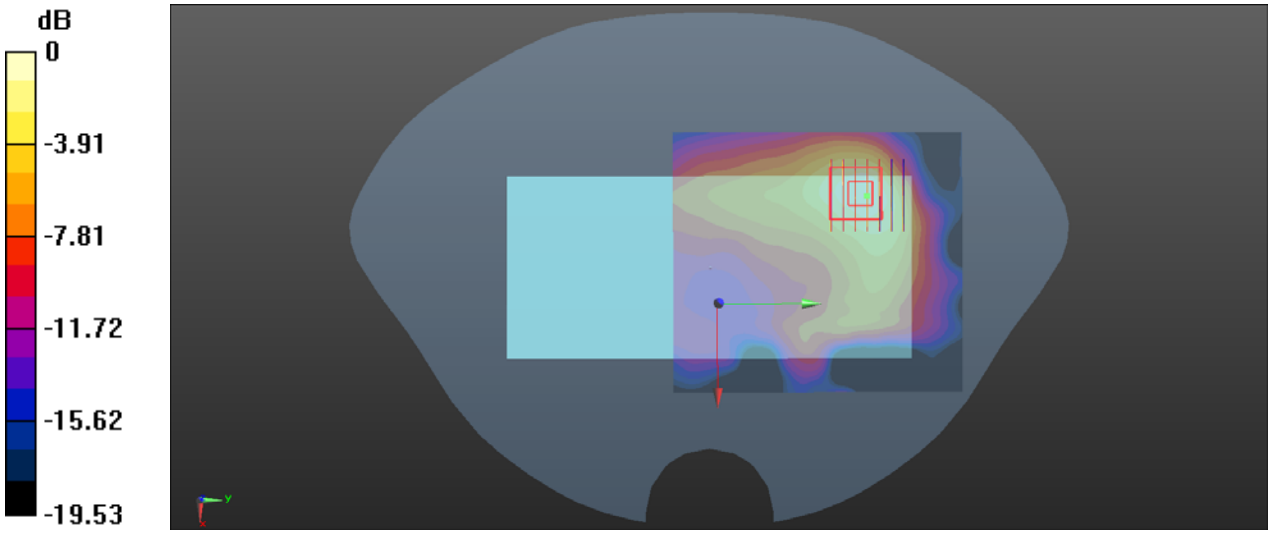

0 dB = 0.0786 W/kg

WLAN5.3GHz_802.11a 6Mbps_Back Side_0mm_Ch52

Communication System: UID 0, WLAN 5GHz (0); Frequency: 5260 MHz;Duty Cycle: 1:1.029
Medium: HSL_5250 Medium parameters used: f = 5260 MHz; σ = 4.82 S/m; ε_r = 35.244; ρ = 1000 kg/m^3
Ambient Temperature：23.2 ℃; Liquid Temperature：22.6 ℃

DASY5 Configuration:
- Probe: EX3DV4 - SN7608; ConvF(5.41, 5.52, 5.17) @ 5260 MHz; Calibrated: 2024/3/21
- Sensor-Surface: 2mm (Mechanical Surface Detection)
- Electronics: DAE4 Sn1643; Calibrated: 2024/3/27
- Phantom: SAM 2; Type: QD000P40CC; Serial: TP:1464
- Measurement SW: DASY52, Version 52.10 (4); SEMCAD X Version 14.6.14 (7501)

Ch52/Area Scan (111x121x1): Interpolated grid: dx=1.000 mm, dy=1.000 mm
Maximum value of SAR (interpolated) = 1.91 W/kg

Ch52/Zoom Scan (8x8x15)/Cube 0: Measurement grid: dx=4mm, dy=4mm, dz=2mm
Reference Value = 0 V/m; Power Drift = 0.00 dB
Peak SAR (extrapolated) = 6.66 W/kg
SAR(1 g) = 1.13 W/kg; SAR(10 g) = 0.257 W/kg
Smallest distance from peaks to all points 3 dB below = 4 mm
Ratio of SAR at M2 to SAR at M1 = 50.8%
Maximum value of SAR (measured) = 2.91 W/kg

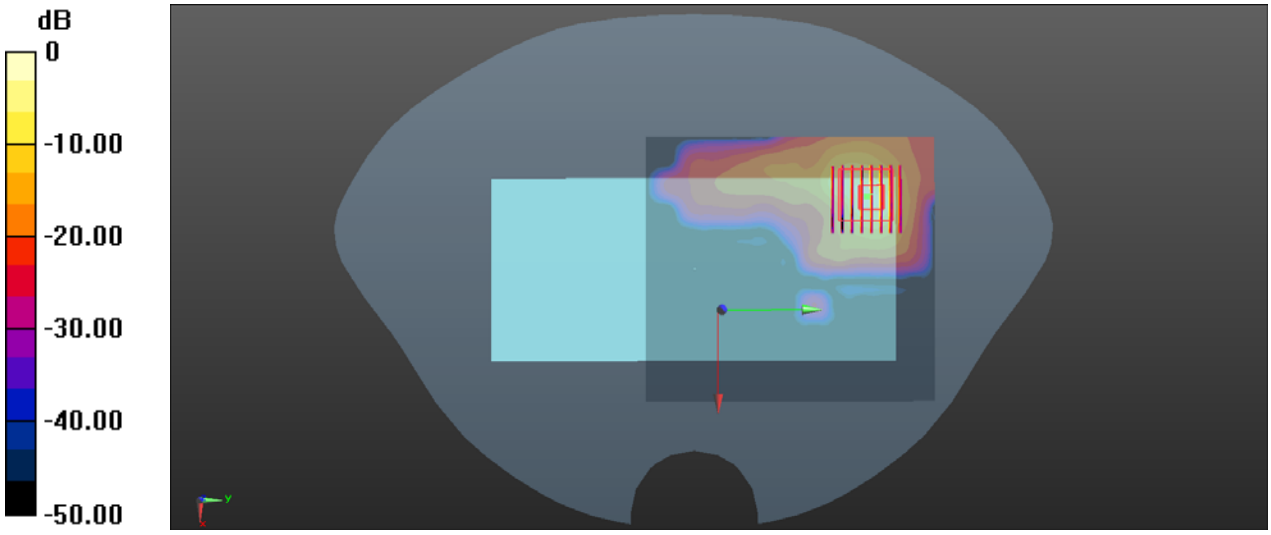

0 dB = 2.91 W/kg

WLAN5.5GHz_802.11a 6Mbps_Back Side_0mm_Ch116

Communication System: UID 0, WLAN 5GHz (0); Frequency: 5580 MHz;Duty Cycle: 1:1.022
Medium: HSL_5600 Medium parameters used: f = 5580 MHz; σ = 4.862 S/m; ε_r = 35.276; ρ = 1000 kg/m^3
Ambient Temperature：23.2 ℃; Liquid Temperature：22.8 ℃

DASY5 Configuration:
- Probe: EX3DV4 - SN7608; ConvF(4.67, 4.8, 4.46) @ 5580 MHz; Calibrated: 2024/3/21
- Sensor-Surface: 2mm (Mechanical Surface Detection)
- Electronics: DAE4 Sn1643; Calibrated: 2024/3/27
- Phantom: SAM 2; Type: QD000P40CC; Serial: TP:1464
- Measurement SW: DASY52, Version 52.10 (4); SEMCAD X Version 14.6.14 (7501)

Ch116/Area Scan (111x121x1): Interpolated grid: dx=1.000 mm, dy=1.000 mm
Maximum value of SAR (interpolated) = 2.01 W/kg

Ch116/Zoom Scan (8x8x15)/Cube 0: Measurement grid: dx=4mm, dy=4mm, dz=2mm
Reference Value = 0 V/m; Power Drift = 0.04 dB
Peak SAR (extrapolated) = 8.17 W/kg
SAR(1 g) = 1.12 W/kg; SAR(10 g) = 0.256 W/kg
Smallest distance from peaks to all points 3 dB below = 3.2 mm
Ratio of SAR at M2 to SAR at M1 = 47.7%
Maximum value of SAR (measured) = 2.77 W/kg

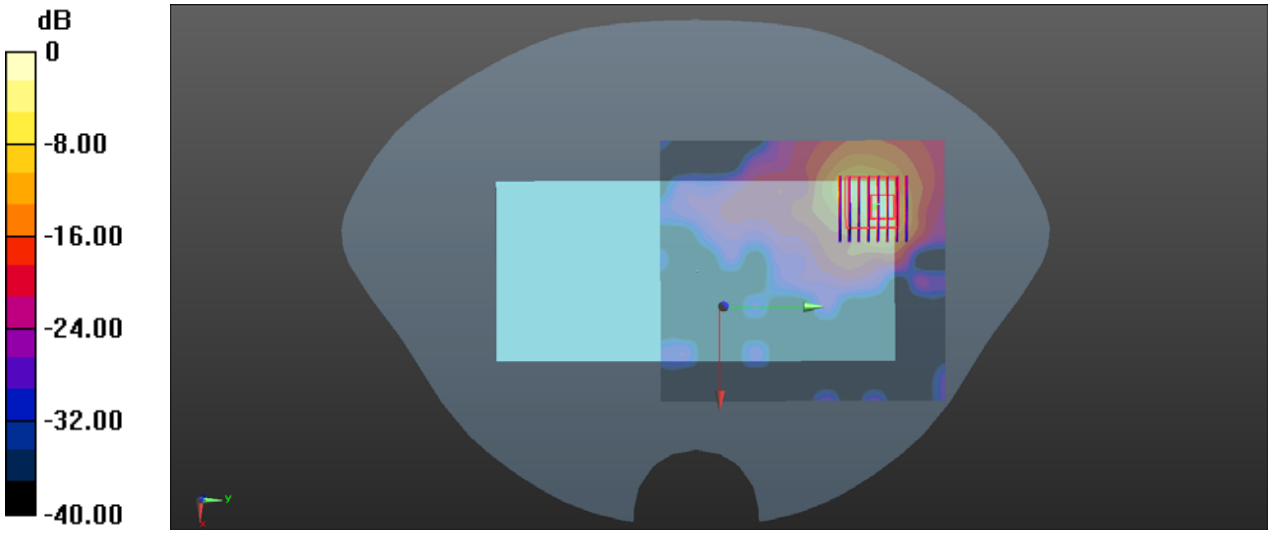

0 dB = 2.77 W/kg