Antenna SPEC

Customer Name Coosea Group Co.,Ltd.

Product Name E35-BLU

Specification FPC

Reference Standard: *GB/T 9410-2008; ANSI/IEEE Std 149-1979*

Engineer: Ruijie Xie Date:2024.5-29

Auditor: Yu Wang Date:2024.5-29

Approver: Lunkang Yan Date:2024.5.-29

Version No.	Date	Description	Formulate	Approval
AO	2024.5-29	For the first time.	Haiyan zhang	Lunkang Yan

1.General Information

1.1 General information of testing institutions

Name **Address**	shenzhen Fu Bang Wireless Technical Limitied Company 3th Floor, Building T1, Lianjian Industrial Park,Huaxing Road, longhuadalang District,Shenzhen
Tel	13691727201
E-mail	eting2007@163.com
Equipment	GTS2800

1.2 Testing principle

Multi-Probe OTA Measurement System





1.3 Test equipment

Equipment	Model No.	Serial No.	Manufacturer	Calibration date	Next calibration date
16 probe microwave chamber	3*3*29	RFI-LAB-RF-A00	SUNYIELD	2023.8.2	2024.8.1
Network Analyzer	E5071C	RFI-LAB-RF-A02	Agilent	2023.10.8	2024.10.7

1.4 Test environment

Temperature	24.6V
Humidity	59%RH
Pressure	100.12kPa

1.5 Statement

(1) The test results in the report are only applicable to the tested sauries and the tested samples work under the environment described in the rq) ort.
(2) Only Shenzhen FB-LAB Communication Technology Co., Ltd. have the right to modify the report, and the modification information shall be annotated in the revision fbnn.
(3) Any objection to this report shall be raised within 30 days after formal confirmation of the report.
(4) This report is invalid if there is any evidence that the sample information provided is falsified.
(5) The report is invalid without the signature of the auditor and approver.

2.Sample Information

2.1 Client information

Name	Coosea Group Co.,Ltd.	
Address	9th Floor,	Tower 1,Foresea Life Center,Xingye Road, Bao'an District,Shenzhen
Contacts	Guang sheng Yu	
Tel	13714909565	/
E-mai]	yuguangsheng@cooseagroup.com	

2.2 Description of EUT(S)

Product Name	E35-Blu-Antenna
Sample Model	
Antenna Type	PIFA Antenna
Serial No.	
Test Item	Gain; Radiation pattern
Frequency Range	617-2700 MHZ
Received Date	2024.5-29
Test Date	2024.5-29
Remark	

2.3 EUT appearance

ANT0	GPSL1/WIFI2.4G/5G/BT
ANT1	2G:GSM TRX B2/3,DRX B5/8 3G:WCDMA TRX B1/2/4,DRX B5/8 4G:FDD TRX B1/2/3/4/7/66,DRX B5/8/12/13/17/28A/28B/71
ANT2	2G:GSM DRX B2/3,TRX B5/8 3G:WCDMA DRX B1/2/4,TRX B5/8 4G:FDD DRX B1/2/3/4/7/66,TRX B5/8/12/13/17/28A/28B/71

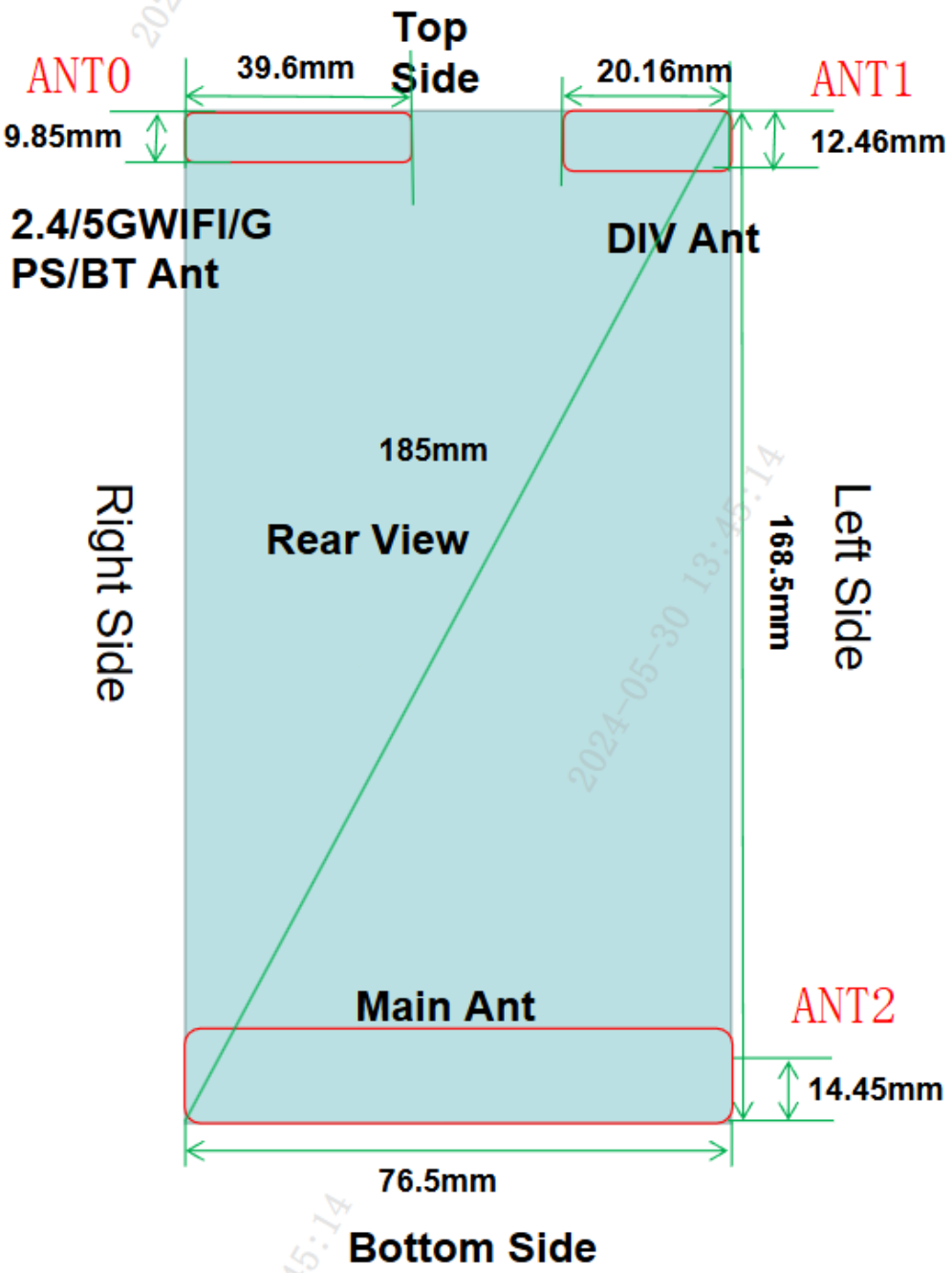
ANT0
39.6mm
Top Side
20.16mm
ANT1
9.85mm
12.46mm
2.4/5GWIFI/G PS/BT Ant
DIV Ant
185mm
Rear View
Right Side
Left Side
168.5mm
Main Ant
ANT2
14.45mm
76.5mm
Bottom Side

2.4 DUT setup photo of free space OTA testing

Planfonn





3.3 Test data

E35-BLU
RF Antenna Gain

E35-BLU-天线增益							
Antenna	Pattern	Gain(dBi)					
ANTOTX	PIFA	GPS	wifi-2.4	wifi-5g			
		-0.8	1.3	-0.5			
ANT1 TX	PIFA	B1	B2	B3	B4	B7	B66
		-3.3	-2.26	-2.2	-2.3	-0.03	-2.3
ANT2 TX	PIFA	B5	B8	B12	B13	B17	
		-3.5	-3.8	-3.4	-3.4	-3.5	
		B28	B71				
		-3.6	-3.8				

● Radiation Pattern

There is Radiation Pattern due to passive measurement with MTG chamber.

	700 MHz	
(Frequency Band)	B12	B17
3D Radiation Pattern	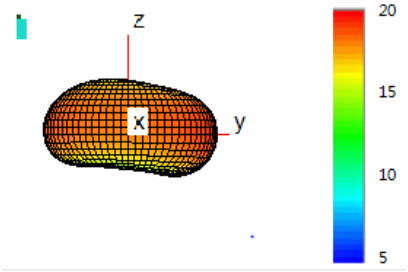	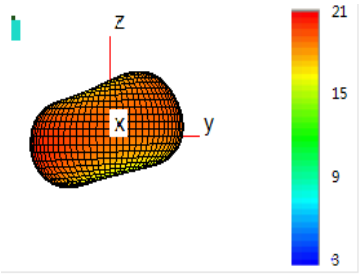

	700 MHz	
(Frequency Band)	B13	B28
3D Radiation Pattern	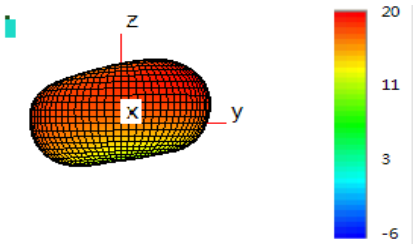	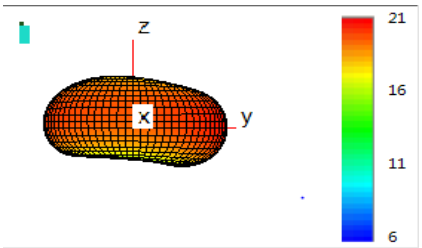

	600MHz	
(Frequency Band)	B71	
3D Radiation Pattern		

	800 MHz	
(Frequency Band)	B5	
3D Radiation Pattern	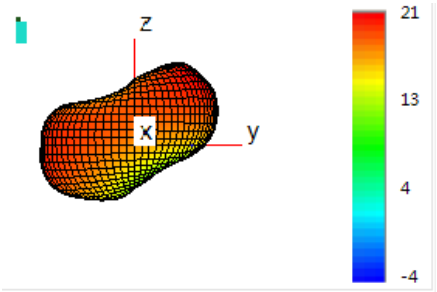	

	900 MHz	
(Frequency Band)	B8	
3D Radiation Pattern	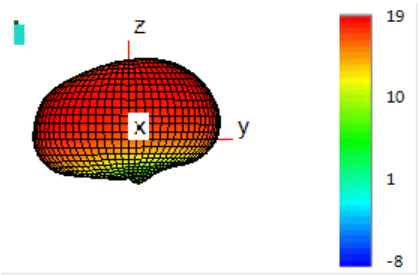	

	1700-2100 MHz	
(Frequency Band)	B4	B66
3D Radiation Pattern	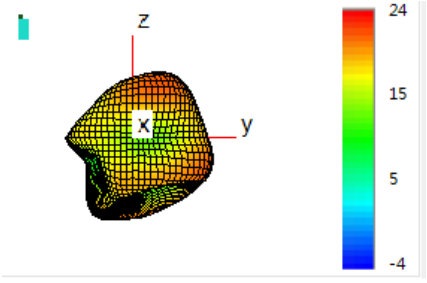	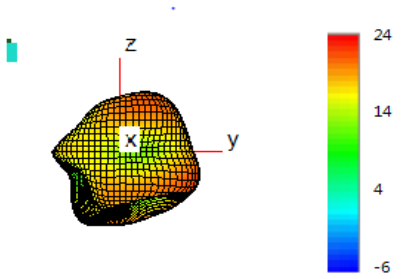

	1900 MHz	
(Frequency Band)	B2	B3
3D Radiation Pattern	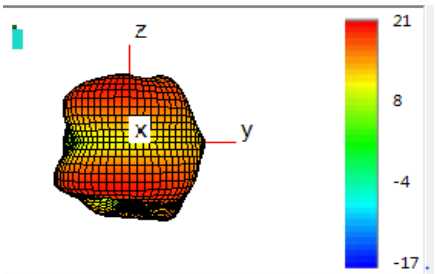	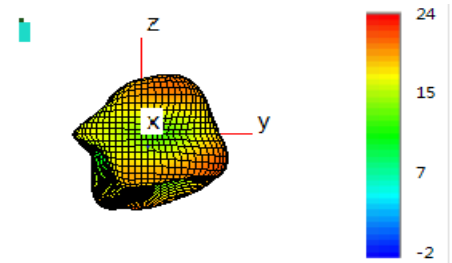

	2100MHz	
(Frequency Band)	B1	
3D Radiation Pattern	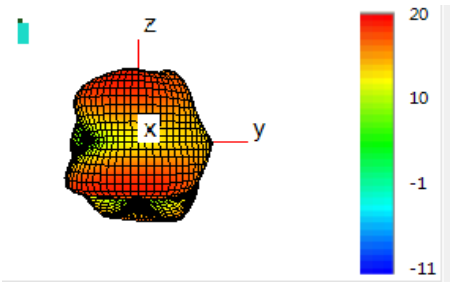	

	2500MHz-2700 MHz	
(Frequency Band)	B7	
3D Radiation Pattern	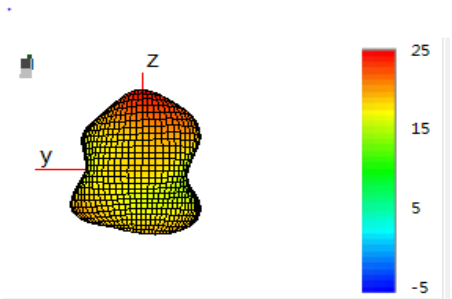	

	2.4GHz-5GHz	
(Frequency Band)	WiFi 2.45GHz	WIFI 5G
3D Radiation Pattern	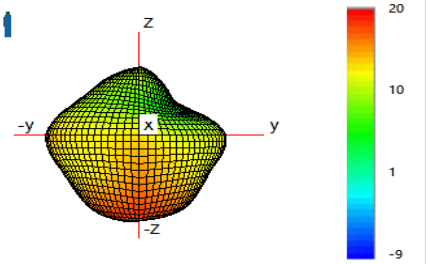	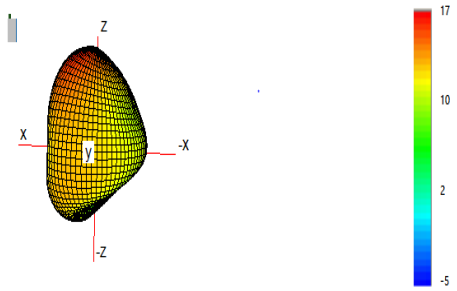
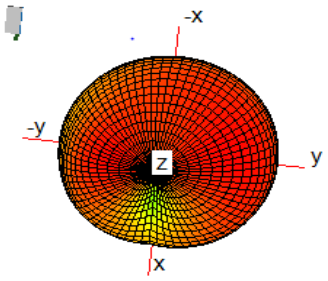
(Frequency Band)	1575 MHz
3D Radiation Pattern