Band4 / 1.4MHz / Low CH / QPSK / 1 RB

Band4 / 1.4MHz / Low CH / QPSK / FULL RB

Band4 / 1.4MHz / High CH / QPSK / 1 RB

Band4 / 1.4MHz / High CH / QPSK / FULL RB

Band4 / 3MHz / Low CH / QPSK / 1 RB

Band4 / 3MHz / Low CH / QPSK / FULL RB

Band4 / 3MHz / High CH / QPSK / 1 RB

Band4 / 3MHz / High CH / QPSK / FULL RB

Band4 / 5MHz / Low CH / QPSK / 1 RB

Band4 / 5MHz / Low CH / QPSK / FULL RB

Band4 / 5MHz / High CH / QPSK / 1 RB

Band4 / 5MHz / High CH / QPSK / FULL RB

Band4 / 10MHz / Low CH / QPSK / 1 RB

Band4 / 10MHz / Low CH / QPSK / FULL RB

Band4 / 10MHz / High CH / QPSK / 1 RB

Band4 / 10MHz / High CH / QPSK / FULL RB

Band4 / 15MHz / Low CH / QPSK / 1 RB

Band4 / 15MHz / Low CH / QPSK / FULL RB

Band4 / 15MHz / High CH / QPSK / 1 RB

Band4 / 15MHz / High CH / QPSK / FULL RB

Band4 / 20MHz / Low CH / QPSK / 1 RB

Band4 / 20MHz / Low CH / QPSK / FULL RB

Band4 / 20MHz / High CH / QPSK / 1 RB

Band4 / 20MHz / High CH / QPSK / FULL RB

Band5 / 1.4MHz / Low CH / QPSK / 1 RB

Band5 / 1.4MHz / Low CH / QPSK / FULL RB

Band5 / 1.4MHz / High CH / QPSK / 1 RB

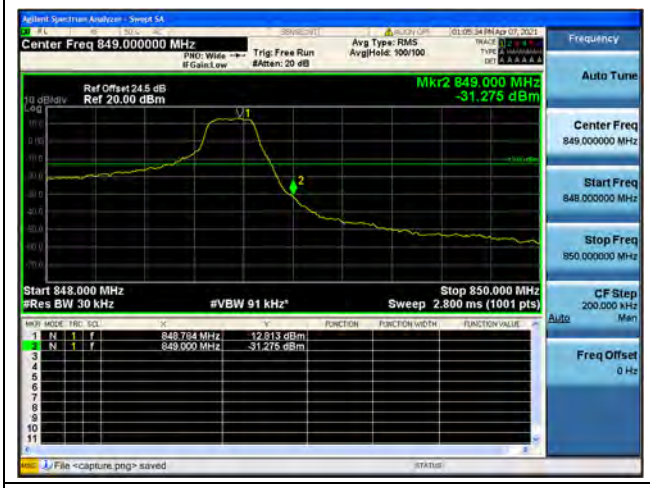

Band5 / 1.4MHz / High CH / QPSK / FULL RB

Band5 / 3MHz / Low CH / QPSK / 1 RB

Band5 / 3MHz / Low CH / QPSK / FULL RB

Band5 / 3MHz / High CH / QPSK / 1 RB

Band5 / 3MHz / High CH / QPSK / FULL RB

Band5 / 5MHz / Low CH / QPSK / 1 RB

Band5 / 5MHz / Low CH / QPSK / FULL RB

Band5 / 5MHz / High CH / QPSK / 1 RB

Band5 / 5MHz / High CH / QPSK / FULL RB

Band5 / 10MHz / Low CH / QPSK / 1 RB

Band5 / 10MHz / Low CH / QPSK / FULL RB

Band5 / 10MHz / High CH / QPSK / 1 RB

Band5 / 10MHz / High CH / QPSK / FULL RB

Band7 / 5MHz / Low CH / QPSK / 1 RB

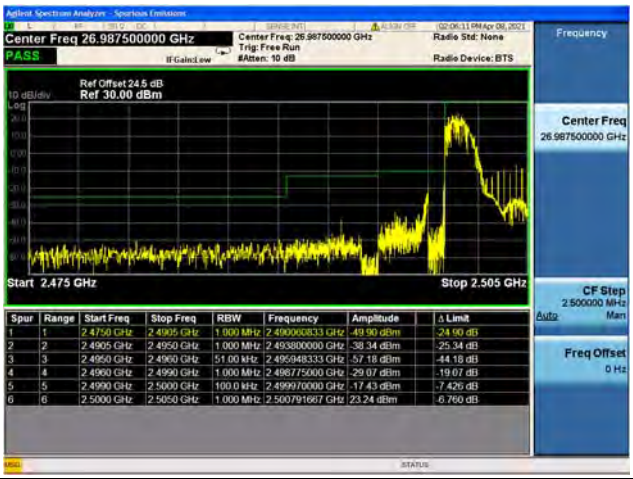

Spur	Range	Start Freq	Stop Freq	RBW	Frequency	Amplitude	Δ Limit
1	1	2.4750 GHz	2.4905 GHz	1.000 MHz	2.490006833 GHz	-49.90 dBm	-24.90 dB
2	2	2.4905 GHz	2.4950 GHz	1.000 MHz	2.493800000 GHz	-38.34 dBm	-25.34 dB
3	3	2.4950 GHz	2.4960 GHz	51.00 kHz	2.495948333 GHz	-57.18 dBm	-44.18 dB
4	4	2.4960 GHz	2.4990 GHz	1.000 MHz	2.498775000 GHz	-29.07 dBm	-19.07 dB
5	5	2.4990 GHz	2.5000 GHz	100.0 kHz	2.499970000 GHz	-17.43 dBm	-7.426 dB
6	6	2.5000 GHz	2.5050 GHz	1.000 MHz	2.500791667 GHz	23.24 dBm	-6.760 dB

Band7 / 5MHz / Low CH / QPSK / FULL RB

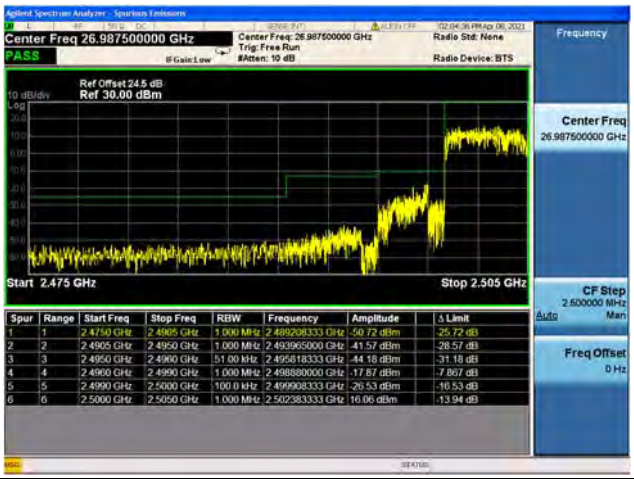

Spur	Range	Start Freq	Stop Freq	RBW	Frequency	Amplitude	Δ Limit
1	1	2.4750 GHz	2.4905 GHz	1.000 MHz	2.489208333 GHz	-50.72 dBm	-25.72 dB
2	2	2.4905 GHz	2.4950 GHz	1.000 MHz	2.493965000 GHz	-41.57 dBm	-28.57 dB
3	3	2.4950 GHz	2.4960 GHz	51.00 kHz	2.495618333 GHz	-44.18 dBm	-31.18 dB
4	4	2.4960 GHz	2.4990 GHz	1.000 MHz	2.498880000 GHz	-17.87 dBm	-7.867 dB
5	5	2.4990 GHz	2.5000 GHz	100.0 kHz	2.499908333 GHz	-26.53 dBm	-16.53 dB
6	6	2.5000 GHz	2.5050 GHz	1.000 MHz	2.502383333 GHz	16.06 dBm	-13.94 dB

Band7 / 5MHz / High CH / QPSK / 1 RB

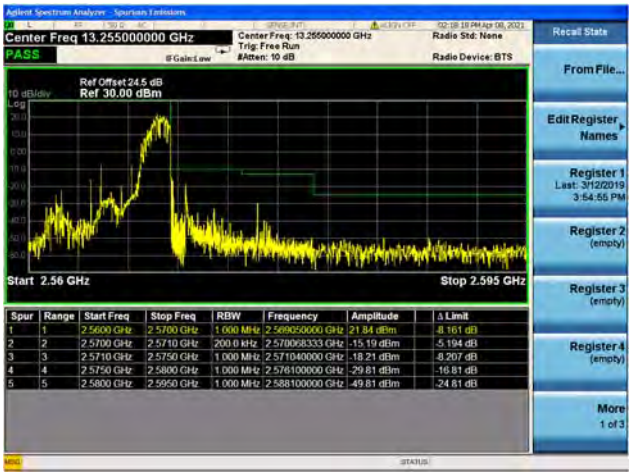

Spur	Range	Start Freq	Stop Freq	RBW	Frequency	Amplitude	Δ Limit
1	1	2.5600 GHz	2.5700 GHz	1.000 MHz	2.569050000 GHz	21.84 dBm	-8.161 dB
2	2	2.5700 GHz	2.5710 GHz	200.0 kHz	2.570068333 GHz	-15.19 dBm	-5.194 dB
3	3	2.5710 GHz	2.5750 GHz	1.000 MHz	2.571040000 GHz	-18.21 dBm	-8.207 dB
4	4	2.5750 GHz	2.5800 GHz	1.000 MHz	2.576100000 GHz	-29.81 dBm	-16.81 dB
5	5	2.5800 GHz	2.5950 GHz	1.000 MHz	2.588100000 GHz	-49.81 dBm	-24.81 dB

Band7 / 5MHz / High CH / QPSK / FULL RB

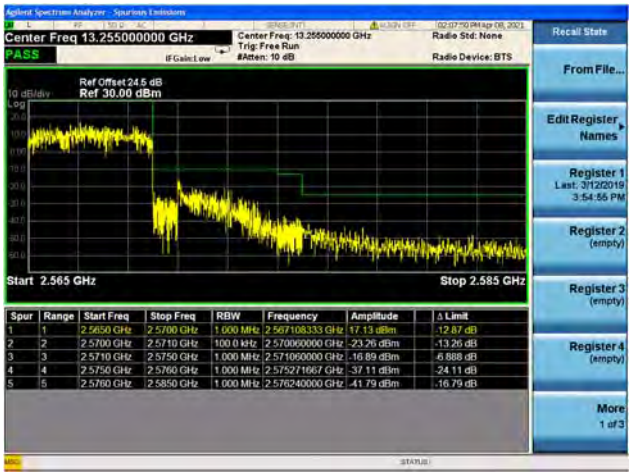

Spur	Range	Start Freq	Stop Freq	RBW	Frequency	Amplitude	Δ Limit
1	1	2.5650 GHz	2.5700 GHz	1.000 MHz	2.567108333 GHz	17.13 dBm	-12.87 dB
2	2	2.5700 GHz	2.5710 GHz	100.0 kHz	2.570060000 GHz	-23.26 dBm	-13.26 dB
3	3	2.5710 GHz	2.5750 GHz	1.000 MHz	2.571060000 GHz	-16.89 dBm	-6.888 dB
4	4	2.5750 GHz	2.5760 GHz	1.000 MHz	2.575271667 GHz	-37.11 dBm	-24.11 dB
5	5	2.5760 GHz	2.5850 GHz	1.000 MHz	2.576240000 GHz	-41.79 dBm	-16.79 dB

Band7 / 10MHz / Low CH / QPSK / 1 RB

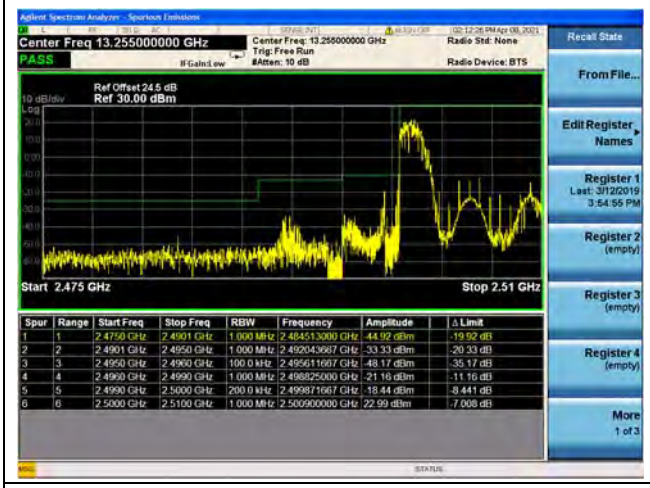

Spur	Range	Start Freq	Stop Freq	RBW	Frequency	Amplitude	Δ Limit
1	1	2.4750 GHz	2.4901 GHz	1.000 MHz	2.484513000 GHz	-44.92 dBm	-19.92 dB
2	2	2.4901 GHz	2.4950 GHz	1.000 MHz	2.492043667 GHz	-33.33 dBm	-20.33 dB
3	3	2.4950 GHz	2.4960 GHz	100.0 kHz	2.495611667 GHz	-48.17 dBm	-35.17 dB
4	4	2.4960 GHz	2.4990 GHz	1.000 MHz	2.498825000 GHz	-21.16 dBm	-11.16 dB
5	5	2.4990 GHz	2.5000 GHz	200.0 kHz	2.499871667 GHz	-18.44 dBm	-8.441 dB
6	6	2.5000 GHz	2.5100 GHz	1.000 MHz	2.500900000 GHz	22.99 dBm	-7.008 dB

Band7 / 10MHz / Low CH / QPSK / FULL RB

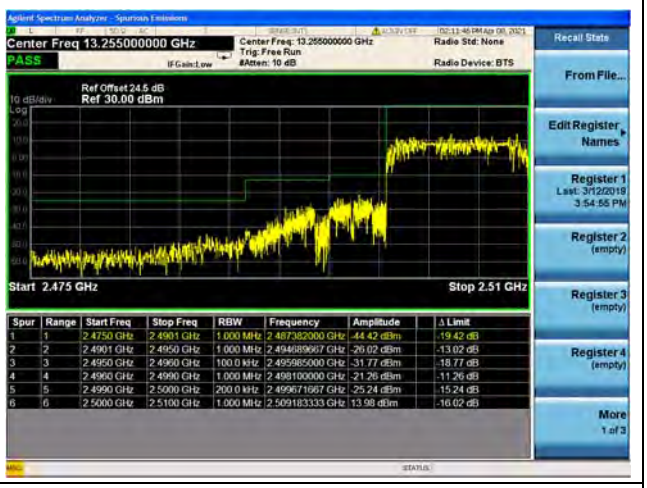

Spur	Range	Start Freq	Stop Freq	RBW	Frequency	Amplitude	Δ Limit
1	1	2.4750 GHz	2.4901 GHz	1.000 MHz	2.487382000 GHz	-44.42 dBm	-19.42 dB
2	2	2.4901 GHz	2.4950 GHz	1.000 MHz	2.494689667 GHz	-26.02 dBm	-13.02 dB
3	3	2.4950 GHz	2.4960 GHz	100.0 kHz	2.495985000 GHz	-31.77 dBm	-18.77 dB
4	4	2.4960 GHz	2.4990 GHz	1.000 MHz	2.498100000 GHz	-21.26 dBm	-11.26 dB
5	5	2.4990 GHz	2.5000 GHz	200.0 kHz	2.499671667 GHz	-25.24 dBm	-15.24 dB
6	6	2.5000 GHz	2.5100 GHz	1.000 MHz	2.509183333 GHz	13.98 dBm	-16.02 dB

Band7 / 10MHz / High CH / QPSK / 1 RB

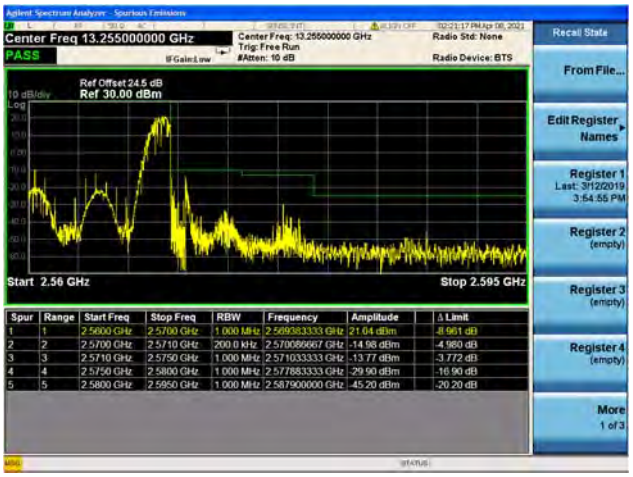

Spur	Range	Start Freq	Stop Freq	RBW	Frequency	Amplitude	Δ Limit
1	1	2.5600 GHz	2.5700 GHz	1.000 MHz	2.569383333 GHz	21.04 dBm	-8.961 dB
2	2	2.5700 GHz	2.5710 GHz	200.0 kHz	2.570089667 GHz	-14.98 dBm	-4.980 dB
3	3	2.5710 GHz	2.5750 GHz	1.000 MHz	2.571033333 GHz	-13.77 dBm	-3.772 dB
4	4	2.5750 GHz	2.5800 GHz	1.000 MHz	2.577883333 GHz	-29.90 dBm	-16.90 dB
5	5	2.5800 GHz	2.5950 GHz	1.000 MHz	2.587900000 GHz	-45.20 dBm	-20.20 dB

Band7 / 10MHz / High CH / QPSK / FULL RB

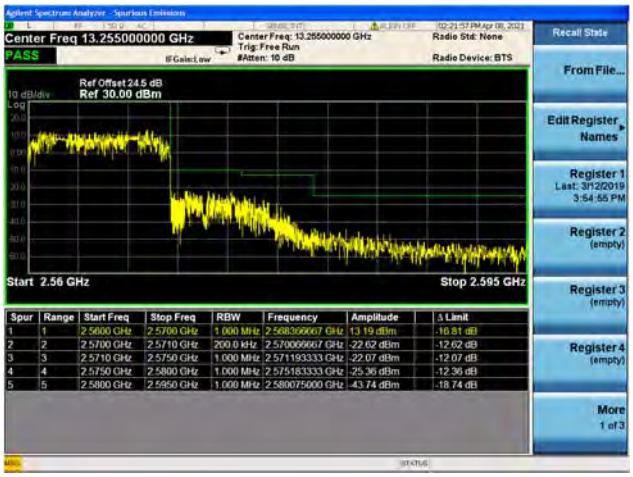

Spur	Range	Start Freq	Stop Freq	RBW	Frequency	Amplitude	Δ Limit
1	1	2.5600 GHz	2.5700 GHz	1.000 MHz	2.568366667 GHz	13.19 dBm	-16.81 dB
2	2	2.5700 GHz	2.5710 GHz	200.0 kHz	2.570066667 GHz	-22.62 dBm	-12.62 dB
3	3	2.5710 GHz	2.5750 GHz	1.000 MHz	2.571193333 GHz	-22.07 dBm	-12.07 dB
4	4	2.5750 GHz	2.5800 GHz	1.000 MHz	2.575183333 GHz	-25.36 dBm	-12.36 dB
5	5	2.5800 GHz	2.5950 GHz	1.000 MHz	2.580075000 GHz	-43.74 dBm	-18.74 dB

Band7 / 15MHz / Low CH / QPSK / 1 RB

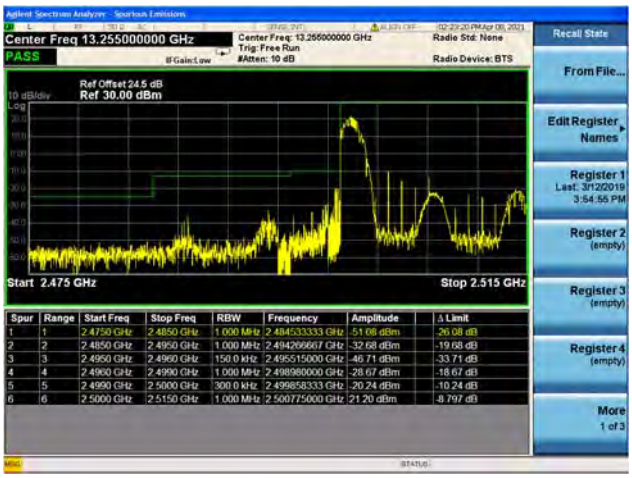

Spur	Range	Start Freq	Stop Freq	RBW	Frequency	Amplitude	Δ Limit
1	1	2.4750 GHz	2.4850 GHz	1.000 MHz	2.484533333 GHz	-51.08 dBm	-26.08 dB
2	2	2.4850 GHz	2.4950 GHz	1.000 MHz	2.494266667 GHz	-32.68 dBm	-19.68 dB
3	3	2.4950 GHz	2.4960 GHz	150.0 kHz	2.495515000 GHz	-46.71 dBm	-33.71 dB
4	4	2.4960 GHz	2.4990 GHz	1.000 MHz	2.498980000 GHz	-28.67 dBm	-18.67 dB
5	5	2.4990 GHz	2.5000 GHz	300.0 kHz	2.499858333 GHz	-20.24 dBm	-10.24 dB
6	6	2.5000 GHz	2.5150 GHz	1.000 MHz	2.500775000 GHz	21.20 dBm	-8.797 dB

Band7 / 15MHz / Low CH / QPSK / FULL RB

Spur	Range	Start Freq	Stop Freq	RBW	Frequency	Amplitude	Δ Limit
1	1	2.4750 GHz	2.4850 GHz	1.000 MHz	2.482483333 GHz	-47.03 dBm	-22.03 dB
2	2	2.4850 GHz	2.4950 GHz	1.000 MHz	2.490550000 GHz	-27.83 dBm	-14.83 dB
3	3	2.4950 GHz	2.4960 GHz	150.0 kHz	2.495535000 GHz	-31.92 dBm	-18.92 dB
4	4	2.4960 GHz	2.4990 GHz	1.000 MHz	2.498735000 GHz	-24.60 dBm	-14.60 dB
5	5	2.4990 GHz	2.5000 GHz	300.0 kHz	2.499913333 GHz	-21.88 dBm	-11.88 dB
6	6	2.5000 GHz	2.5150 GHz	1.000 MHz	2.511875000 GHz	11.99 dBm	-18.01 dB

Band7 / 15MHz / High CH / QPSK / 1 RB

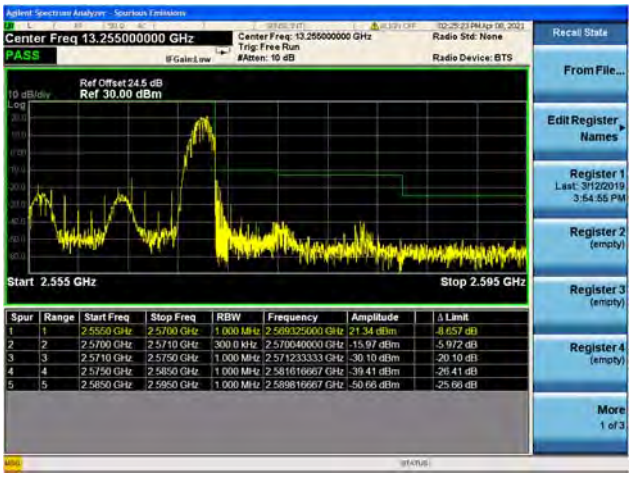

Spur	Range	Start Freq	Stop Freq	RBW	Frequency	Amplitude	Δ Limit
1	1	2.5550 GHz	2.5700 GHz	1.000 MHz	2.569325000 GHz	21.34 dBm	-8.657 dB
2	2	2.5700 GHz	2.5710 GHz	300.0 kHz	2.570040000 GHz	-15.97 dBm	-5.972 dB
3	3	2.5710 GHz	2.5750 GHz	1.000 MHz	2.571233333 GHz	-30.10 dBm	-20.10 dB
4	4	2.5750 GHz	2.5850 GHz	1.000 MHz	2.581616667 GHz	-39.41 dBm	-26.41 dB
5	5	2.5850 GHz	2.5950 GHz	1.000 MHz	2.589816667 GHz	-50.66 dBm	-25.66 dB

Band7 / 15MHz / High CH / QPSK / FULL RB

Spur	Range	Start Freq	Stop Freq	RBW	Frequency	Amplitude	Δ Limit
1	1	2.5550 GHz	2.5700 GHz	1.000 MHz	2.559475000 GHz	12.61 dBm	-17.39 dB
2	2	2.5700 GHz	2.5710 GHz	300.0 kHz	2.570031667 GHz	-24.80 dBm	-14.80 dB
3	3	2.5710 GHz	2.5750 GHz	1.000 MHz	2.572493333 GHz	-21.78 dBm	-11.78 dB
4	4	2.5750 GHz	2.5850 GHz	1.000 MHz	2.575166667 GHz	-26.00 dBm	-13.00 dB
5	5	2.5850 GHz	2.5950 GHz	1.000 MHz	2.585266667 GHz	-47.50 dBm	-22.50 dB

Band7 / 20MHz / Low CH / QPSK / 1 RB

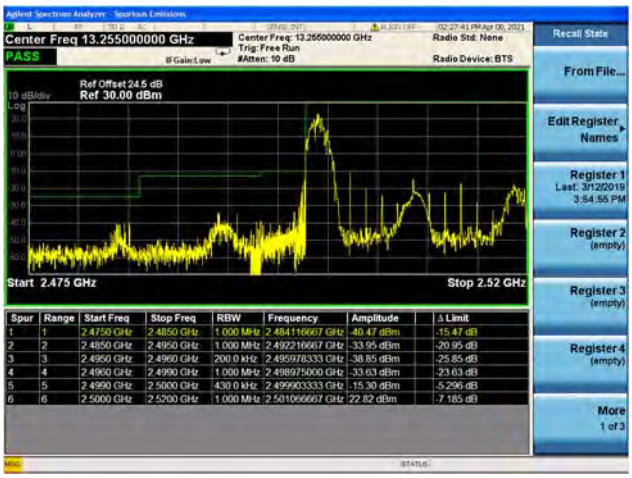

Spur	Range	Start Freq	Stop Freq	RBW	Frequency	Amplitude	Δ Limit
1	1	2.4750 GHz	2.4850 GHz	1.000 MHz	2.484116667 GHz	-40.47 dBm	-15.47 dB
2	2	2.4850 GHz	2.4950 GHz	1.000 MHz	2.492216667 GHz	-33.95 dBm	-20.95 dB
3	3	2.4950 GHz	2.4960 GHz	200.0 kHz	2.495978333 GHz	-38.85 dBm	-25.85 dB
4	4	2.4960 GHz	2.4990 GHz	1.000 MHz	2.498975000 GHz	-33.63 dBm	-23.63 dB
5	5	2.4990 GHz	2.5000 GHz	430.0 kHz	2.499903333 GHz	-15.30 dBm	-5.296 dB
6	6	2.5000 GHz	2.5200 GHz	1.000 MHz	2.501066667 GHz	22.82 dBm	-7.185 dB

Band7 / 20MHz / Low CH / QPSK / FULL RB

Spur	Range	Start Freq	Stop Freq	RBW	Frequency	Amplitude	Δ Limit
1	1	2.4750 GHz	2.4850 GHz	1.000 MHz	2.484566667 GHz	-39.69 dBm	-14.69 dB
2	2	2.4850 GHz	2.4950 GHz	1.000 MHz	2.494383333 GHz	-28.66 dBm	-15.66 dB
3	3	2.4950 GHz	2.4960 GHz	200.0 kHz	2.495690000 GHz	-30.32 dBm	-17.32 dB
4	4	2.4960 GHz	2.4990 GHz	1.000 MHz	2.498460000 GHz	-24.68 dBm	-14.68 dB
5	5	2.4990 GHz	2.5000 GHz	430.0 kHz	2.499978333 GHz	-18.68 dBm	-8.676 dB
6	6	2.5000 GHz	2.5200 GHz	1.000 MHz	2.516766667 GHz	11.09 dBm	-18.91 dB

Band7 / 20MHz / High CH / QPSK / 1 RB

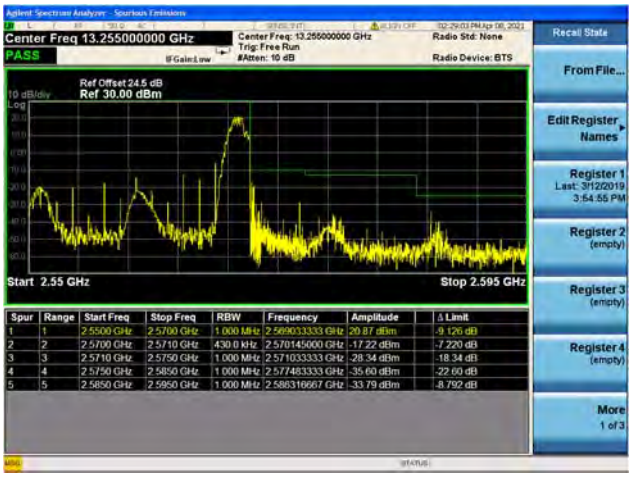

Spur	Range	Start Freq	Stop Freq	RBW	Frequency	Amplitude	Δ Limit
1	1	2.5500 GHz	2.5700 GHz	1.000 MHz	2.569033333 GHz	-20.87 dBm	-9.126 dB
2	2	2.5700 GHz	2.5710 GHz	430.0 kHz	2.570145000 GHz	-17.22 dBm	-7.220 dB
3	3	2.5710 GHz	2.5750 GHz	1.000 MHz	2.571033333 GHz	-28.34 dBm	-18.34 dB
4	4	2.5750 GHz	2.5850 GHz	1.000 MHz	2.577483333 GHz	-35.60 dBm	-22.60 dB
5	5	2.5850 GHz	2.5950 GHz	1.000 MHz	2.588316667 GHz	-33.79 dBm	-8.792 dB

Band7 / 20MHz / High CH / QPSK / FULL RB

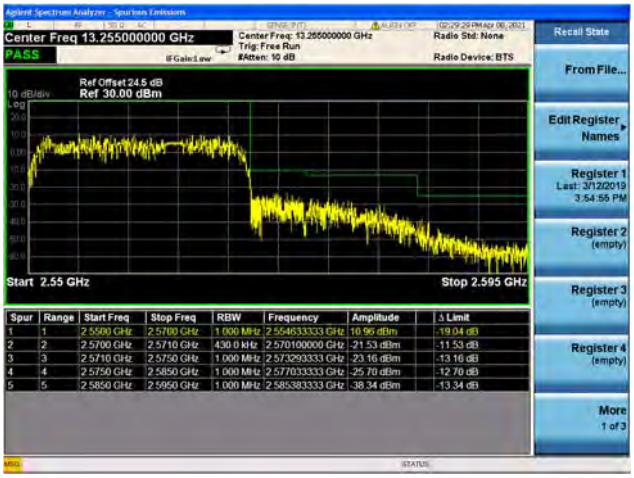

Spur	Range	Start Freq	Stop Freq	RBW	Frequency	Amplitude	Δ Limit
1	1	2.5500 GHz	2.5700 GHz	1.000 MHz	2.554633333 GHz	-19.96 dBm	-19.04 dB
2	2	2.5700 GHz	2.5710 GHz	430.0 kHz	2.570100000 GHz	-21.53 dBm	-11.53 dB
3	3	2.5710 GHz	2.5750 GHz	1.000 MHz	2.573293333 GHz	-23.16 dBm	-13.16 dB
4	4	2.5750 GHz	2.5850 GHz	1.000 MHz	2.577033333 GHz	-25.70 dBm	-12.70 dB
5	5	2.5850 GHz	2.5950 GHz	1.000 MHz	2.585383333 GHz	-38.34 dBm	-13.34 dB

Band12 / 1.4MHz / Low CH / QPSK / 1 RB

Band12 / 1.4MHz / Low CH / QPSK / FULL RB

Band12 / 1.4MHz / High CH / QPSK / 1 RB

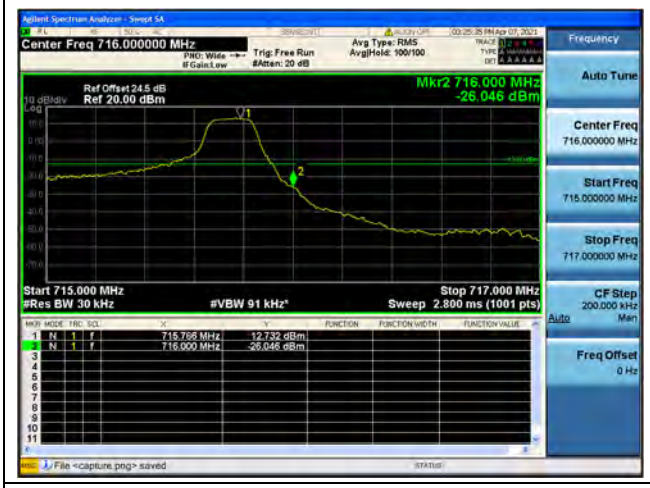

Band12 / 1.4MHz / High CH / QPSK / FULL RB

Band12 / 3MHz / Low CH / QPSK / 1 RB

Band12 / 3MHz / Low CH / QPSK / FULL RB

Band12 / 3MHz / High CH / QPSK / 1 RB

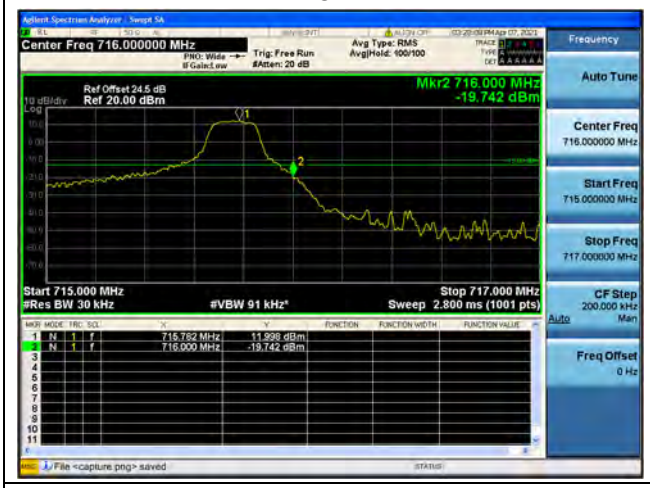

Band12 / 3MHz / High CH / QPSK / FULL RB

Band12 / 5MHz / Low CH / QPSK / 1 RB

Band12 / 5MHz / Low CH / QPSK / FULL RB

Band12 / 5MHz / High CH / QPSK / 1 RB

Band12 / 5MHz / High CH / QPSK / FULL RB

Band12 / 10MHz / Low CH / QPSK / 1 RB

Band12 / 10MHz / Low CH / QPSK / FULL RB

Band12 / 10MHz / High CH / QPSK / 1 RB

Band12 / 10MHz / High CH / QPSK / FULL RB

Band17 / 5MHz / Low CH / QPSK / 1 RB

Band17 / 5MHz / Low CH / QPSK / FULL RB

Band17 / 5MHz / High CH / QPSK / 1 RB

Band17 / 5MHz / High CH / QPSK / FULL RB

Band17 / 10MHz / Low CH / QPSK / 1 RB

Band17 / 10MHz / Low CH / QPSK / FULL RB

Band17 / 10MHz / High CH / QPSK / 1 RB	Band17 / 10MHz / High CH / QPSK / FULL RB

Band38 / 5MHz / Low CH / QPSK / 1 RB

Spur	Range	Start Freq	Stop Freq	RBW	Frequency	Amplitude	Δ Limit
1	1	2.5400 GHz	2.5640 GHz	1.000 MHz	2.553120000 GHz	-50.87 dBm	-25.87 dB
2	2	2.5640 GHz	2.5650 GHz	1.000 MHz	2.564656667 GHz	-42.40 dBm	-29.40 dB
3	3	2.5650 GHz	2.5690 GHz	1.000 MHz	2.566880000 GHz	-50.29 dBm	-40.29 dB
4	4	2.5690 GHz	2.5700 GHz	100.0 kHz	2.569558333 GHz	-58.54 dBm	-48.54 dB
5	5	2.5700 GHz	2.5750 GHz	1.000 MHz	2.570050000 GHz	-22.10 dBm	-7.898 dB

Band38 / 5MHz / Low CH / QPSK / FULL RB

Spur	Range	Start Freq	Stop Freq	RBW	Frequency	Amplitude	Δ Limit
1	1	2.5400 GHz	2.5640 GHz	1.000 MHz	2.562480000 GHz	-34.76 dBm	-9.760 dB
2	2	2.5640 GHz	2.5650 GHz	1.000 MHz	2.564545000 GHz	-51.63 dBm	-38.63 dB
3	3	2.5650 GHz	2.5690 GHz	1.000 MHz	2.568833333 GHz	-15.26 dBm	-5.255 dB
4	4	2.5690 GHz	2.5700 GHz	100.0 kHz	2.569891667 GHz	-58.62 dBm	-48.62 dB
5	5	2.5700 GHz	2.5750 GHz	1.000 MHz	2.572258333 GHz	17.17 dBm	-12.83 dB

Band38 / 5MHz / High CH / QPSK / 1 RB

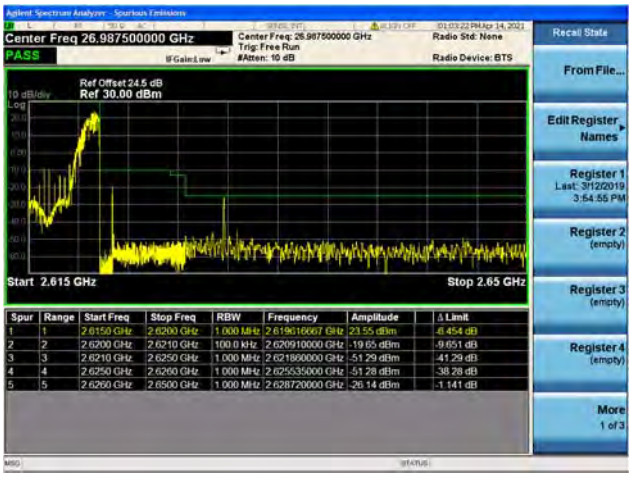

Spur	Range	Start Freq	Stop Freq	RBW	Frequency	Amplitude	Δ Limit
1	1	2.6150 GHz	2.6200 GHz	1.000 MHz	2.619616667 GHz	-23.55 dBm	-8.454 dB
2	2	2.6200 GHz	2.6210 GHz	100.0 kHz	2.620910000 GHz	-19.65 dBm	-9.651 dB
3	3	2.6210 GHz	2.6250 GHz	1.000 MHz	2.621800000 GHz	-51.29 dBm	-41.29 dB
4	4	2.6250 GHz	2.6260 GHz	1.000 MHz	2.625535000 GHz	-51.28 dBm	-38.28 dB
5	5	2.6260 GHz	2.6500 GHz	1.000 MHz	2.628720000 GHz	-26.14 dBm	-1.141 dB

Band38 / 5MHz / High CH / QPSK / FULL RB

Spur	Range	Start Freq	Stop Freq	RBW	Frequency	Amplitude	Δ Limit
1	1	2.6150 GHz	2.6200 GHz	1.000 MHz	2.617283333 GHz	-16.65 dBm	-13.35 dB
2	2	2.6200 GHz	2.6210 GHz	100.0 kHz	2.620273333 GHz	-58.97 dBm	-48.97 dB
3	3	2.6210 GHz	2.6250 GHz	1.000 MHz	2.623340000 GHz	-19.34 dBm	-9.338 dB
4	4	2.6250 GHz	2.6260 GHz	1.000 MHz	2.625488333 GHz	-51.07 dBm	-38.07 dB
5	5	2.6260 GHz	2.6500 GHz	1.000 MHz	2.626280000 GHz	-35.21 dBm	-10.21 dB

Band38 / 10MHz / Low CH / QPSK / 1 RB

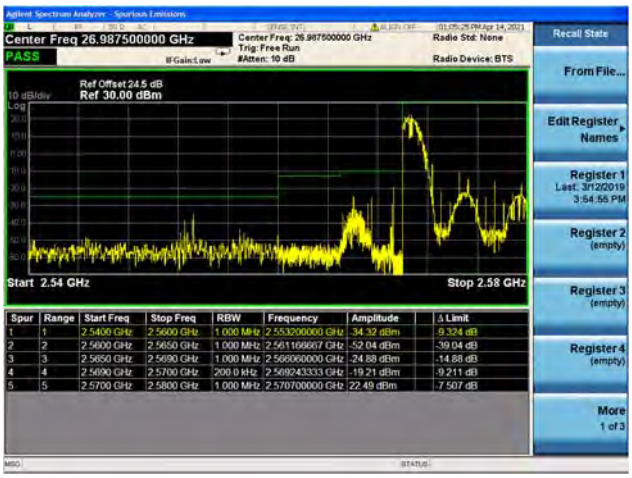

Spur	Range	Start Freq	Stop Freq	RBW	Frequency	Amplitude	Δ Limit
1	1	2.5400 GHz	2.5600 GHz	1.000 MHz	2.553200000 GHz	-34.32 dBm	-9.324 dB
2	2	2.5600 GHz	2.5650 GHz	1.000 MHz	2.561166667 GHz	-52.04 dBm	-39.04 dB
3	3	2.5650 GHz	2.5690 GHz	1.000 MHz	2.568060000 GHz	-24.88 dBm	-14.88 dB
4	4	2.5690 GHz	2.5700 GHz	200.0 kHz	2.569243333 GHz	-19.21 dBm	-9.211 dB
5	5	2.5700 GHz	2.5800 GHz	1.000 MHz	2.570700000 GHz	22.49 dBm	-7.507 dB

Band38 / 10MHz / Low CH / QPSK / FULL RB

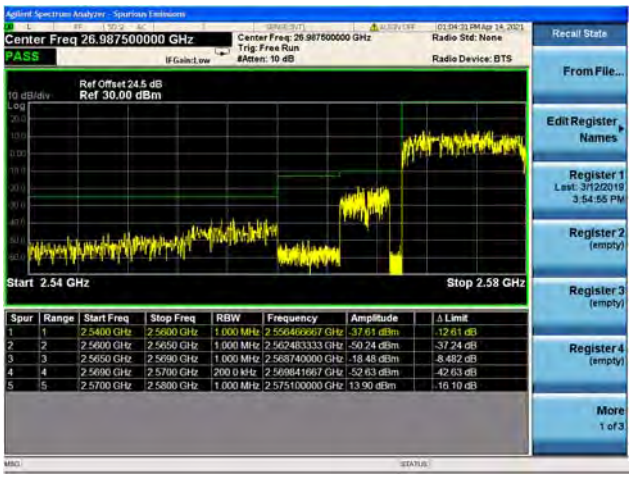

Spur	Range	Start Freq	Stop Freq	RBW	Frequency	Amplitude	Δ Limit
1	1	2.5400 GHz	2.5600 GHz	1.000 MHz	2.556469667 GHz	-37.61 dBm	-12.61 dB
2	2	2.5600 GHz	2.5650 GHz	1.000 MHz	2.562483333 GHz	-50.24 dBm	-37.24 dB
3	3	2.5650 GHz	2.5690 GHz	1.000 MHz	2.568740000 GHz	-18.48 dBm	-8.482 dB
4	4	2.5690 GHz	2.5700 GHz	200.0 kHz	2.569841667 GHz	-52.63 dBm	-42.63 dB
5	5	2.5700 GHz	2.5800 GHz	1.000 MHz	2.575100000 GHz	13.90 dBm	-16.10 dB

Band38 / 10MHz / High CH / QPSK / 1 RB

Spur	Range	Start Freq	Stop Freq	RBW	Frequency	Amplitude	Δ Limit
1	1	2.6100 GHz	2.6200 GHz	1.000 MHz	2.619383333 GHz	22.57 dBm	-7.435 dB
2	2	2.6200 GHz	2.6210 GHz	200.0 kHz	2.620900000 GHz	-56.10 dBm	-46.10 dB
3	3	2.6210 GHz	2.6250 GHz	1.000 MHz	2.624826667 GHz	-50.63 dBm	-40.63 dB
4	4	2.6250 GHz	2.6300 GHz	1.000 MHz	2.628416667 GHz	-28.58 dBm	-15.58 dB
5	5	2.6300 GHz	2.6500 GHz	1.000 MHz	2.642633333 GHz	-50.90 dBm	-25.90 dB

Band38 / 10MHz / High CH / QPSK / FULL RB

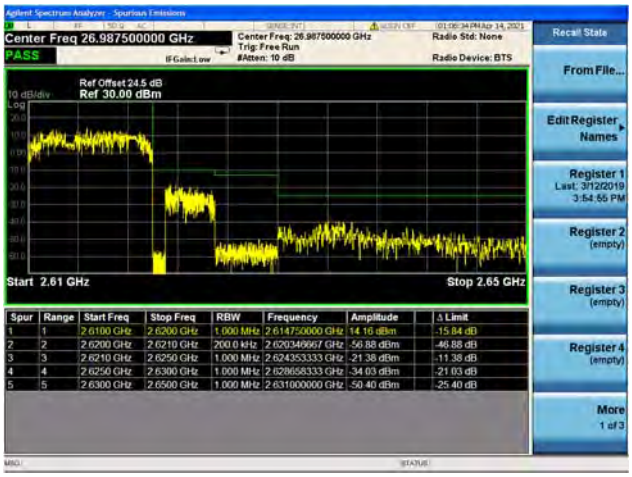

Spur	Range	Start Freq	Stop Freq	RBW	Frequency	Amplitude	Δ Limit
1	1	2.6100 GHz	2.6200 GHz	1.000 MHz	2.614750000 GHz	14.16 dBm	-15.84 dB
2	2	2.6200 GHz	2.6210 GHz	200.0 kHz	2.620346667 GHz	-56.88 dBm	-46.88 dB
3	3	2.6210 GHz	2.6250 GHz	1.000 MHz	2.624353333 GHz	-21.38 dBm	-11.38 dB
4	4	2.6250 GHz	2.6300 GHz	1.000 MHz	2.628658333 GHz	-34.03 dBm	-21.03 dB
5	5	2.6300 GHz	2.6500 GHz	1.000 MHz	2.631000000 GHz	-50.40 dBm	-25.40 dB

Band38 / 15MHz / Low CH / QPSK / 1 RB

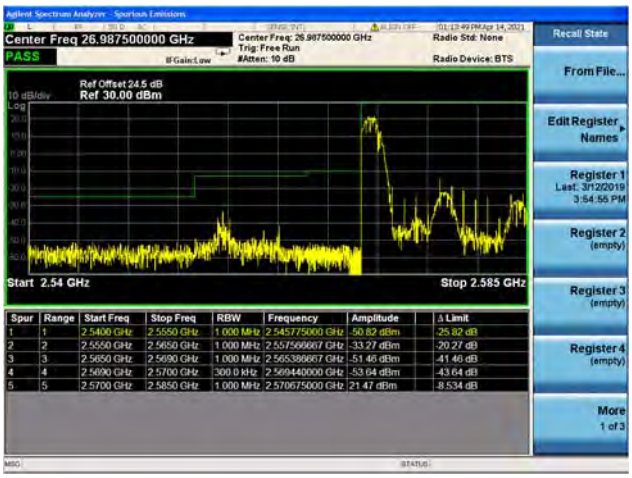

Spur	Range	Start Freq	Stop Freq	RBW	Frequency	Amplitude	Δ Limit
1	1	2.5400 GHz	2.5550 GHz	1.000 MHz	2.545775000 GHz	-50.82 dBm	-25.82 dB
2	2	2.5550 GHz	2.5650 GHz	1.000 MHz	2.557566667 GHz	-33.27 dBm	-20.27 dB
3	3	2.5650 GHz	2.5690 GHz	1.000 MHz	2.565386667 GHz	-51.46 dBm	-41.46 dB
4	4	2.5690 GHz	2.5700 GHz	300.0 kHz	2.569440000 GHz	-53.64 dBm	-43.64 dB
5	5	2.5700 GHz	2.5850 GHz	1.000 MHz	2.570675000 GHz	-21.47 dBm	-8.534 dB

Band38 / 15MHz / Low CH / QPSK / FULL RB

Spur	Range	Start Freq	Stop Freq	RBW	Frequency	Amplitude	Δ Limit
1	1	2.5400 GHz	2.5550 GHz	1.000 MHz	2.553375000 GHz	-37.13 dBm	-12.13 dB
2	2	2.5550 GHz	2.5650 GHz	1.000 MHz	2.559633333 GHz	-51.45 dBm	-38.45 dB
3	3	2.5650 GHz	2.5690 GHz	1.000 MHz	2.567493333 GHz	-17.79 dBm	-7.795 dB
4	4	2.5690 GHz	2.5700 GHz	300.0 kHz	2.569183333 GHz	-53.74 dBm	-43.74 dB
5	5	2.5700 GHz	2.5850 GHz	1.000 MHz	2.570925000 GHz	11.59 dBm	-18.41 dB

Band38 / 15MHz / High CH / QPSK / 1 RB

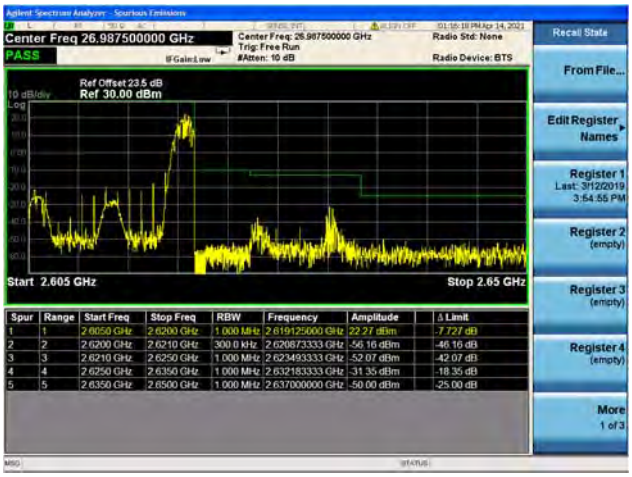

Spur	Range	Start Freq	Stop Freq	RBW	Frequency	Amplitude	Δ Limit
1	1	2.6050 GHz	2.6200 GHz	1.000 MHz	2.619125000 GHz	-22.27 dBm	-7.727 dB
2	2	2.6200 GHz	2.6210 GHz	300.0 kHz	2.620873333 GHz	-56.16 dBm	-46.16 dB
3	3	2.6210 GHz	2.6250 GHz	1.000 MHz	2.623493333 GHz	-52.07 dBm	-42.07 dB
4	4	2.6250 GHz	2.6350 GHz	1.000 MHz	2.632183333 GHz	-31.35 dBm	-18.35 dB
5	5	2.6350 GHz	2.6500 GHz	1.000 MHz	2.637000000 GHz	-50.00 dBm	-25.00 dB

Band38 / 15MHz / High CH / QPSK / FULL RB

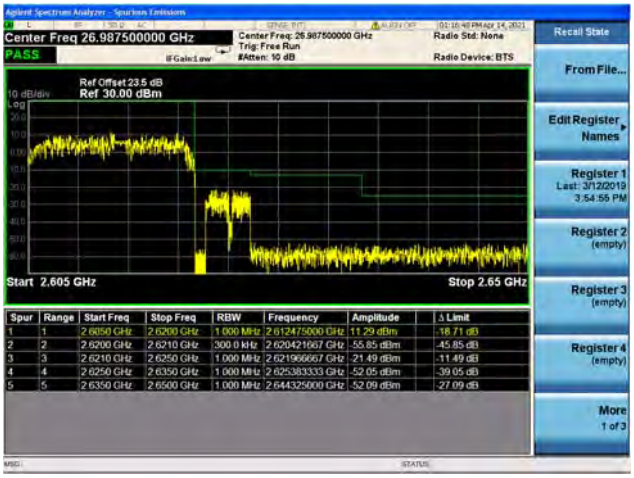

Spur	Range	Start Freq	Stop Freq	RBW	Frequency	Amplitude	Δ Limit
1	1	2.6050 GHz	2.6200 GHz	1.000 MHz	2.612475000 GHz	11.29 dBm	-18.71 dB
2	2	2.6200 GHz	2.6210 GHz	300.0 kHz	2.620421667 GHz	-55.85 dBm	-45.85 dB
3	3	2.6210 GHz	2.6250 GHz	1.000 MHz	2.621966667 GHz	-21.49 dBm	-11.49 dB
4	4	2.6250 GHz	2.6350 GHz	1.000 MHz	2.625383333 GHz	-52.05 dBm	-39.05 dB
5	5	2.6350 GHz	2.6500 GHz	1.000 MHz	2.644325000 GHz	-52.09 dBm	-27.09 dB

Band38 / 20MHz / Low CH / QPSK / 1 RB

Spur	Range	Start Freq	Stop Freq	RBW	Frequency	Amplitude	Δ Limit
1	1	2.5400 GHz	2.5500 GHz	1.000 MHz	2.548633333 GHz	-49.59 dBm	-24.59 dB
2	2	2.5500 GHz	2.5650 GHz	1.000 MHz	2.555300000 GHz	-50.64 dBm	-37.64 dB
3	3	2.5650 GHz	2.5690 GHz	1.000 MHz	2.565753333 GHz	-28.38 dBm	-18.38 dB
4	4	2.5690 GHz	2.5700 GHz	430.0 kHz	2.569738333 GHz	-53.56 dBm	-43.56 dB
5	5	2.5700 GHz	2.5900 GHz	1.000 MHz	2.570766667 GHz	-21.29 dBm	-8.708 dB

Band38 / 20MHz / Low CH / QPSK / FULL RB

Spur	Range	Start Freq	Stop Freq	RBW	Frequency	Amplitude	Δ Limit
1	1	2.5400 GHz	2.5500 GHz	1.000 MHz	2.546600000 GHz	-49.12 dBm	-24.12 dB
2	2	2.5500 GHz	2.5650 GHz	1.000 MHz	2.556750000 GHz	-24.33 dBm	-11.33 dB
3	3	2.5650 GHz	2.5690 GHz	1.000 MHz	2.566453333 GHz	-50.70 dBm	-40.70 dB
4	4	2.5690 GHz	2.5700 GHz	430.0 kHz	2.569131667 GHz	-52.48 dBm	-42.48 dB
5	5	2.5700 GHz	2.5900 GHz	1.000 MHz	2.573166667 GHz	11.94 dBm	-18.06 dB

Band38 / 20MHz / High CH / QPSK / 1 RB

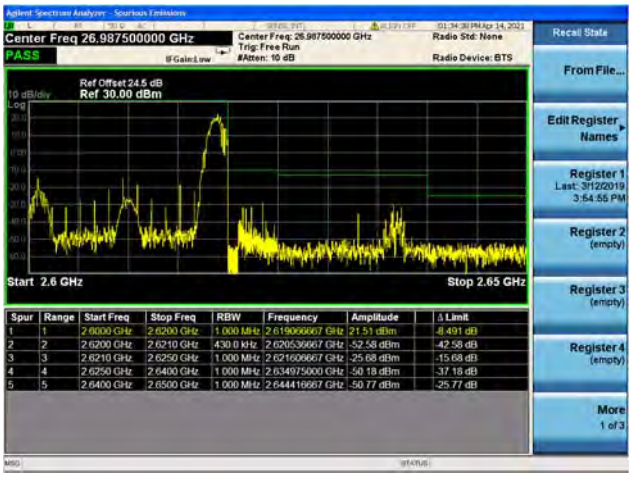

Spur	Range	Start Freq	Stop Freq	RBW	Frequency	Amplitude	Δ Limit
1	1	2.6000 GHz	2.6200 GHz	1.000 MHz	2.619066667 GHz	21.51 dBm	-8.491 dB
2	2	2.6200 GHz	2.6210 GHz	430.0 kHz	2.620536667 GHz	-52.58 dBm	-42.58 dB
3	3	2.6210 GHz	2.6250 GHz	1.000 MHz	2.621609667 GHz	-25.68 dBm	-15.68 dB
4	4	2.6250 GHz	2.6400 GHz	1.000 MHz	2.634975000 GHz	-50.18 dBm	-37.18 dB
5	5	2.6400 GHz	2.6500 GHz	1.000 MHz	2.644416667 GHz	-50.77 dBm	-25.77 dB

Band38 / 20MHz / High CH / QPSK / FULL RB

Spur	Range	Start Freq	Stop Freq	RBW	Frequency	Amplitude	Δ Limit
1	1	2.6000 GHz	2.6200 GHz	1.000 MHz	2.617166667 GHz	11.63 dBm	-18.37 dB
2	2	2.6200 GHz	2.6210 GHz	430.0 kHz	2.620461667 GHz	-21.63 dBm	-11.63 dB
3	3	2.6210 GHz	2.6250 GHz	1.000 MHz	2.623586667 GHz	-49.95 dBm	-39.95 dB
4	4	2.6250 GHz	2.6400 GHz	1.000 MHz	2.635450000 GHz	-36.71 dBm	-23.71 dB
5	5	2.6400 GHz	2.6500 GHz	1.000 MHz	2.640333333 GHz	-42.86 dBm	-17.86 dB

2.7. Radiated Spurious Emissions

2.7.1. Requirement

According to FCC section 2.1051, the power of any emission outside of the authorized operating frequency ranges must be attenuated below the transmitting power (P) by a factor of at least 43+10*log(P)dB. This calculated to be -13dBm.

Additional requirement for LTE Band 7, 38
The power of any emission outside of the authorized operating frequency ranges must be attenuated below the transmitting power (P) by a factor of at least 55 + 10 log(P) dB. This calculated to be -25dBm.

2.7.2. Test Description

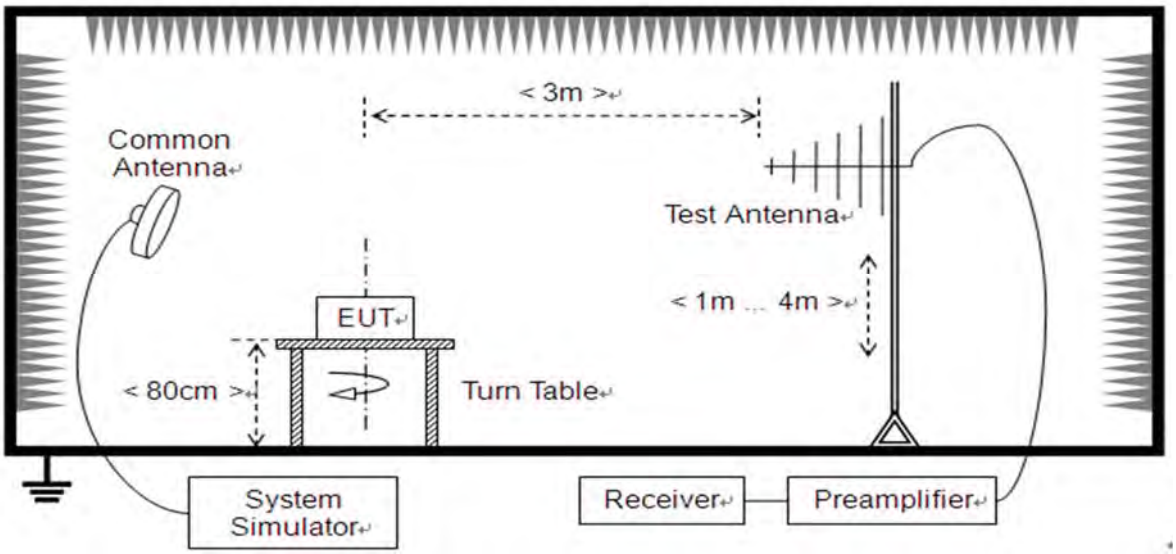

(For the test frequency from 30MHz to1GHz)

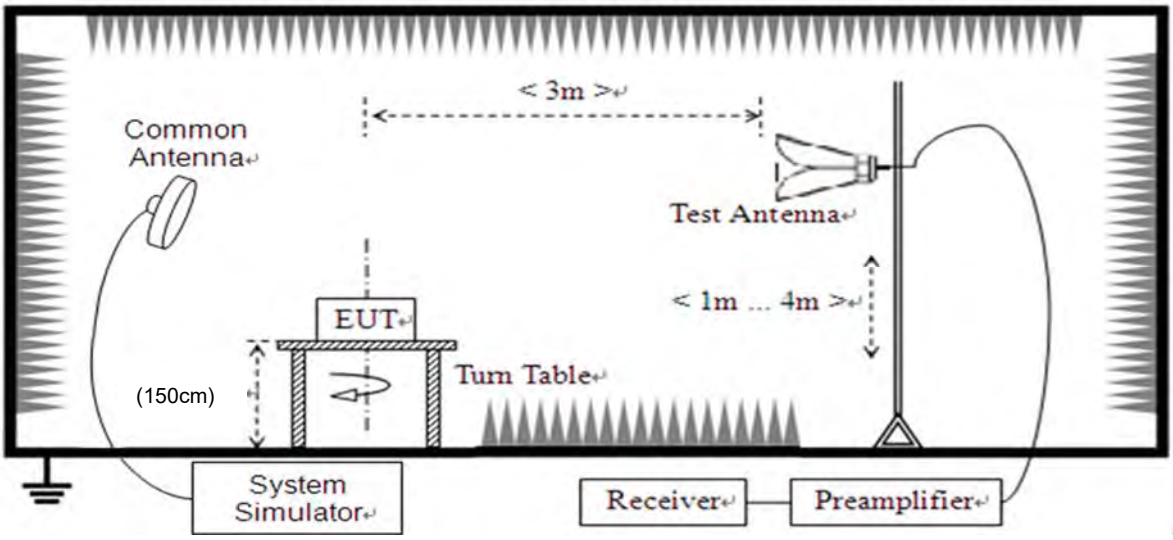

(For the test frequency above 1GHz)

The EUT is located in a 3m Full-Anechoic Chamber, the cable loss, air loss and so on of the site as factors are pre-calibrated using the "Substitution" method, and calculated to correct the reading.
A call is established between the EUT and the SS via a Common Antenna. The EUT is commanded by the SS to operate at the maximum and minimum output power, and only the test result of the maximum output power was recorded.
In the frequency range above 30MHz, Bi-Log Test Antenna (30MHz to 1GHz) and Horn Test Antenna (above 1GHz) are used. Test Antenna is 3m away from the EUT. Test Antenna height is varied from 1m to 4m above the ground and the Turn Table is actuated to turn from 0° to 360°to determine the maximum value of the radiated power. The emission levels at both horizontal and vertical polarizations should be tested. The Filters consists of Notch Filters and High Pass Filter.

Note: When doing measurements above 1GHz, the EUT has been within the 3dB cone width of the horn antenna during horizontal antenna.

2.7.3. Test Procedure

KDB 971168 D01v03 Section 5.8 and ANSI/TIA-603-E-2016.

For measurements below 1 GHz the resolution bandwidth is set to 100 kHz for peak detection measurements.

For measurements above 1GHz the resolution bandwidth is set to 1MHz, the video band width is set to 3MHz for peak measurements.

2.7.4. Test Result

The measurement frequency range is from 30MHz to the 10th harmonic of the fundamental frequency. The Turn Table is actuated to turn from 0° to 360°, and both horizontal and vertical polarizations of the Test Antenna are used to find the maximum radiated power. The lowest, middle and highest channels are tested to verify the out of band emissions.

The substitution corrections are obtained as described below:

$A_{SUBST} = P_{SUBST_TX} - P_{SUBST_RX} - L_{SUBST_CABLES} + G_{SUBST_TX_ANT}$

$A_{TOT} = L_{CABLES} + A_{SUBST}$

Where A_{SUBST} is the final substitution correction including receive antenna gain.

P_{SUBST_TX} is signal generator level,

P_{SUBST_RX} is receiver level,

L_{SUBST_CABLES} is cable losses including TX cable,

$G_{SUBST_TX_ANT}$ is substitution antenna gain.

A_{TOT} is total correction factor including cable loss and substitution correction

During the test, the data of A_{TOT} was added in the test spectrum analyze, so spectrum analyze reading is the final values which contain the data of A_{TOT}.

Note1: The power of the EUT transmitting frequency should be ignored.

Note2: All Spurious Emission tests were performed in X, Y, Z axis direction. And only the worst axis test condition was recorded in this test report.

Note3: All bandwidth and modulation were considered and evaluated respectively by performing full test for each band, only the worst cases (Max Bandwidth and QPSK mode) were recorded in this test report.

Note4: N/A means the frequency is the basic frequency or the base station frequency, they are no need to verdict.

LTE Band 2, 20MHz BW, Low Channel, QPSK

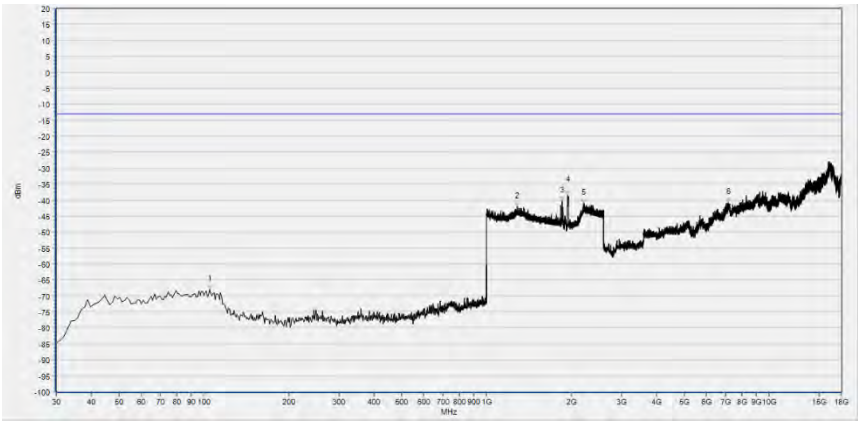

No.	Fre.(MHz)	PK (dBm)	Limit (dBm)	Antenna	Verdict
1	104.690	-67.94	-13.00	Horizontal	PASS
2	1287.475	-42.23	-13.00	Horizontal	PASS
3	1852.181	-40.23	-13.00	Horizontal	N/A
4	1945.658	-38.57	-13.00	Horizontal	N/A
5	2206.242	-40.96	-13.00	Horizontal	PASS
6	7198.436	-40.77	-13.00	Horizontal	PASS

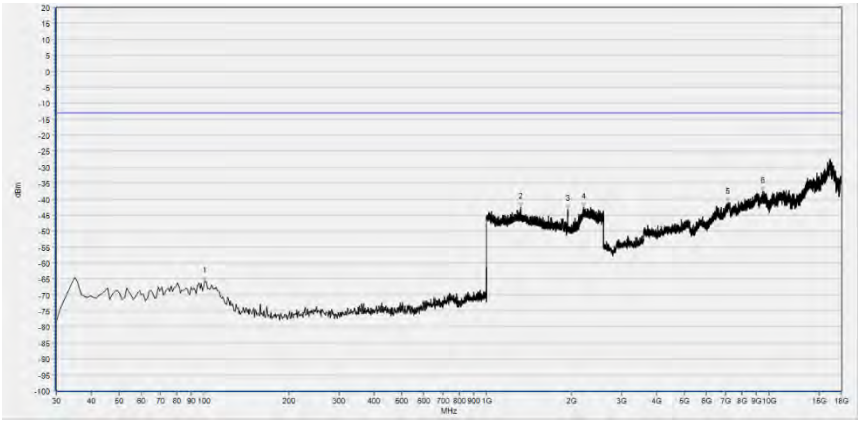

No.	Fre.(MHz)	PK (dBm)	Limit (dBm)	Antenna	Verdict
1	100.810	-65.86	-13.00	Vertical	PASS
2	1325.890	-42.68	-13.00	Vertical	PASS
3	1939.256	-43.33	-13.00	Vertical	N/A
4	2212.005	-42.63	-13.00	Vertical	PASS
5	7159.229	-41.00	-13.00	Vertical	PASS
6	9489.253	-37.57	-13.00	Vertical	PASS

LTE Band 2, 20MHz BW, Mid Channel, QPSK

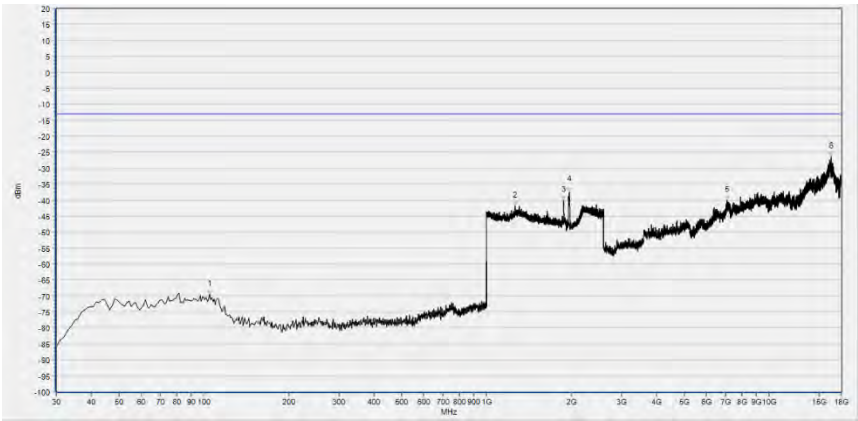

No.	Fre.(MHz)	PK (dBm)	Limit (dBm)	Antenna	Verdict
1	104.690	-69.59	-13.00	Horizontal	PASS
2	1263.786	-42.00	-13.00	Horizontal	PASS
3	1876.511	-40.08	-13.00	Horizontal	N/A
4	1959.104	-37.62	-13.00	Horizontal	N/A
5	7092.017	-40.01	-13.00	Horizontal	PASS
6	16554.937	-26.51	-13.00	Horizontal	PASS

No.	Fre.(MHz)	PK (dBm)	Limit (dBm)	Antenna	Verdict
1	112.450	-72.78	-13.00	Vertical	PASS
2	1298.359	-46.44	-13.00	Vertical	PASS
3	1875.870	-44.32	-13.00	Vertical	N/A
4	1955.902	-44.95	-13.00	Vertical	N/A
5	5140.062	-44.73	-13.00	Vertical	PASS
6	8926.350	-38.02	-13.00	Vertical	PASS

LTE Band 2, 20MHz BW, High Channel, QPSK

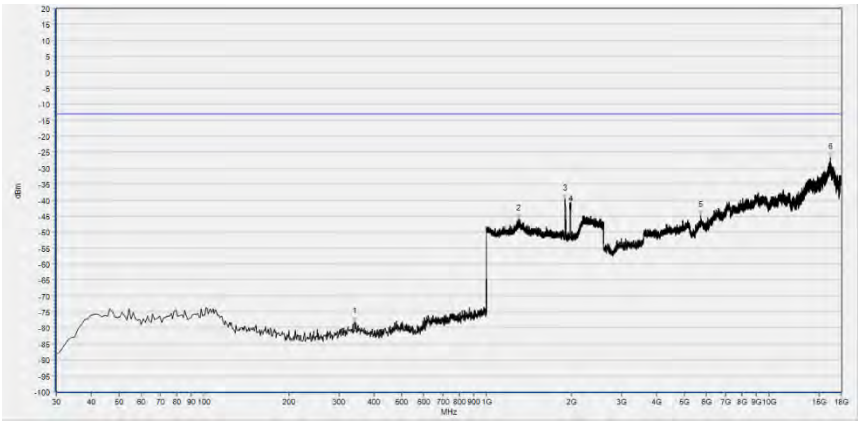

No.	Fre.(MHz)	PK (dBm)	Limit (dBm)	Antenna	Verdict
1	341.370	-78.01	-13.00	Horizontal	PASS
2	1302.841	-45.99	-13.00	Horizontal	PASS
3	1900.200	-39.57	-13.00	Horizontal	N/A
4	1983.433	-40.77	-13.00	Horizontal	N/A
5	5739.371	-44.75	-13.00	Horizontal	PASS
6	16535.334	-26.61	-13.00	Horizontal	PASS

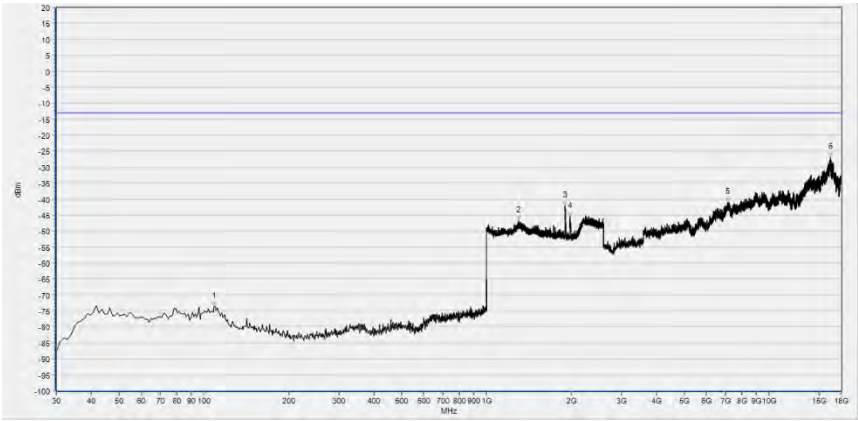

No.	Fre.(MHz)	PK (dBm)	Limit (dBm)	Antenna	Verdict
1	108.570	-73.55	-13.00	Vertical	PASS
2	1297.079	-46.89	-13.00	Vertical	PASS
3	1899.560	-42.06	-13.00	Vertical	N/A
4	1972.549	-45.48	-13.00	Vertical	N/A
5	7156.428	-40.98	-13.00	Vertical	PASS
6	16540.935	-26.97	-13.00	Vertical	PASS

LTE Band 4, 20MHz BW, Low Channel, QPSK

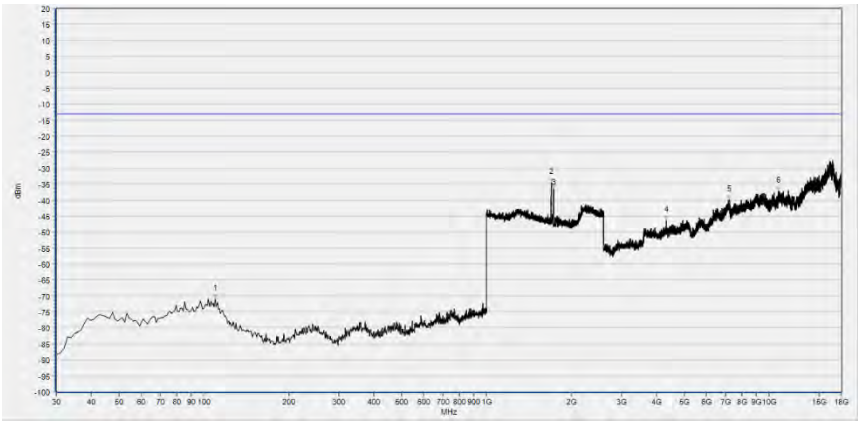

No.	Fre.(MHz)	PK (dBm)	Limit (dBm)	Antenna	Verdict
1	109.620	-70.97	-13.00	Horizontal	PASS
2	1694.747	-34.55	-13.00	Horizontal	PASS
3	1729.165	-36.50	-13.00	Horizontal	N/A
4	4327.655	-46.47	-13.00	Horizontal	PASS
5	7243.874	-39.93	-13.00	Horizontal	PASS
6	10814.702	-37.30	-13.00	Horizontal	PASS

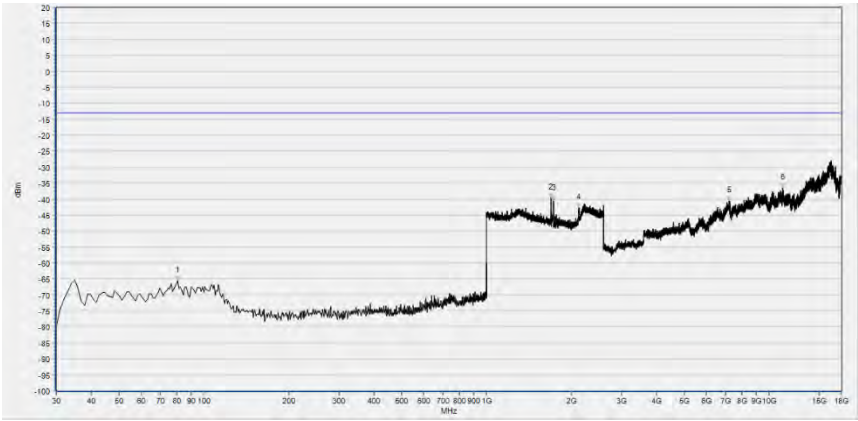

No.	Fre.(MHz)	PK (dBm)	Limit (dBm)	Antenna	Verdict
1	80.440	-65.64	-13.00	Vertical	PASS
2	1692.757	-39.71	-13.00	Vertical	PASS
3	1727.971	-40.65	-13.00	Vertical	N/A
4	2123.649	-42.72	-13.00	Vertical	N/A
5	7226.441	-40.46	-13.00	Vertical	PASS
6	11158.356	-36.54	-13.00	Vertical	PASS

LTE Band 4, 20MHz BW, Mid Channel, QPSK

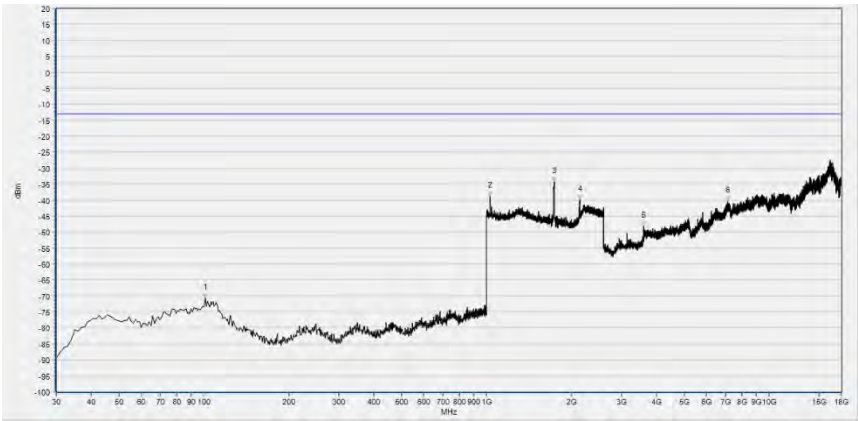

No.	Fre.(MHz)	PK (dBm)	Limit (dBm)	Antenna	Verdict
1	100.881	-70.66	-13.00	Horizontal	PASS
2	1031.216	-38.82	-13.00	Horizontal	PASS
3	1735.568	-34.33	-13.00	Horizontal	PASS
4	2136.568	-39.94	-13.00	Horizontal	PASS
5	3603.734	-48.07	-13.00	Horizontal	PASS
6	7120.653	-40.37	-13.00	Horizontal	PASS

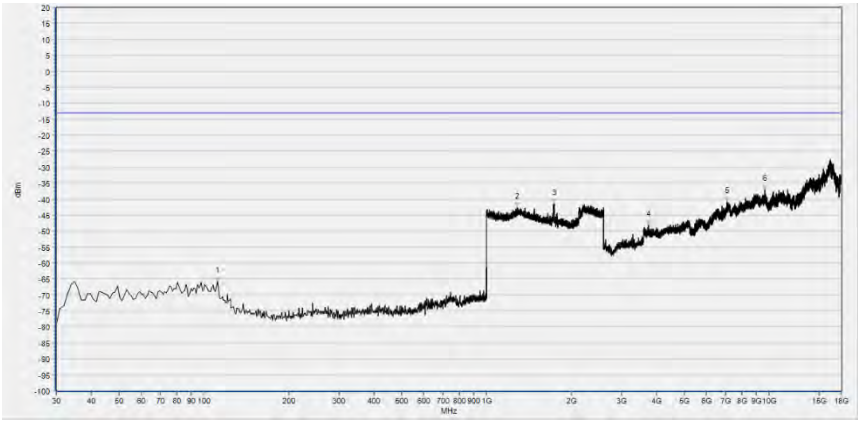

No.	Fre.(MHz)	PK (dBm)	Limit (dBm)	Antenna	Verdict
1	111.480	-65.71	-13.00	Vertical	PASS
2	1287.475	-42.55	-13.00	Vertical	PASS
3	1733.733	-41.53	-13.00	Vertical	PASS
4	3742.608	-48.06	-13.00	Vertical	PASS
5	7100.418	-40.88	-13.00	Vertical	PASS
6	9643.281	-36.89	-13.00	Vertical	PASS

LTE Band 4, 20MHz BW, High Channel, QPSK

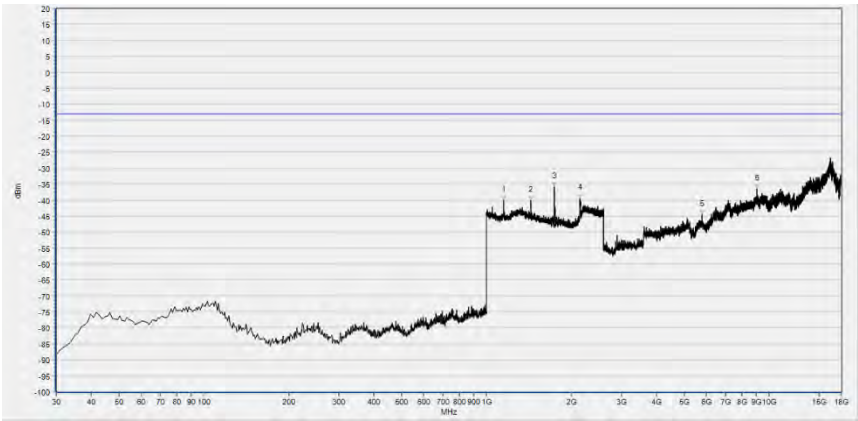

No.	Fre.(MHz)	PK (dBm)	Limit (dBm)	Antenna	Verdict
1	1152.076	-40.11	-13.00	Horizontal	PASS
2	1437.019	-40.00	-13.00	Horizontal	PASS
3	1737.169	-35.79	-13.00	Horizontal	N/A
4	2146.173	-39.37	-13.00	Horizontal	N/A
5	5788.331	-44.50	-13.00	Horizontal	PASS
6	9053.676	-36.53	-13.00	Horizontal	PASS

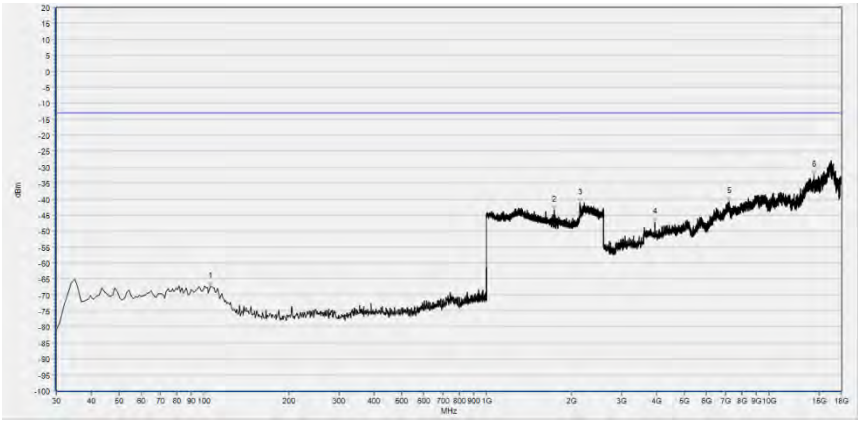

No.	Fre.(MHz)	PK (dBm)	Limit (dBm)	Antenna	Verdict
1	105.660	-67.44	-13.00	Vertical	PASS
2	1736.295	-43.53	-13.00	Vertical	PASS
3	2143.497	-41.23	-13.00	Vertical	N/A
4	3941.444	-47.27	-13.00	Vertical	PASS
5	7212.439	-40.78	-13.00	Vertical	PASS
6	14418.149	-32.59	-13.00	Vertical	PASS

LTE Band 5, 10MHz BW, Low Channel, QPSK

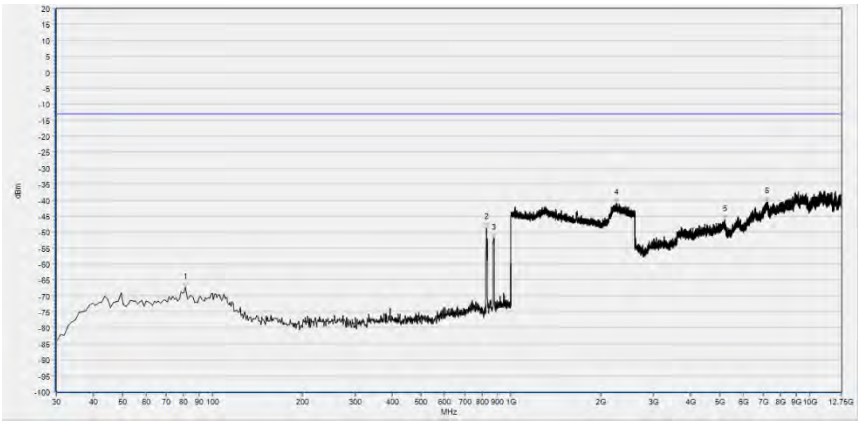

No.	Fre.(MHz)	PK (dBm)	Limit (dBm)	Antenna	Verdict
1	81.410	-67.29	-13.00	Horizontal	PASS
2	828.310	-48.62	-13.00	Horizontal	N/A
3	876.810	-52.01	-13.00	Horizontal	N/A
4	2250.420	-41.08	-13.00	Horizontal	PASS
5	5200.718	-46.11	-13.00	Horizontal	PASS
6	7177.560	-40.61	-13.00	Horizontal	PASS

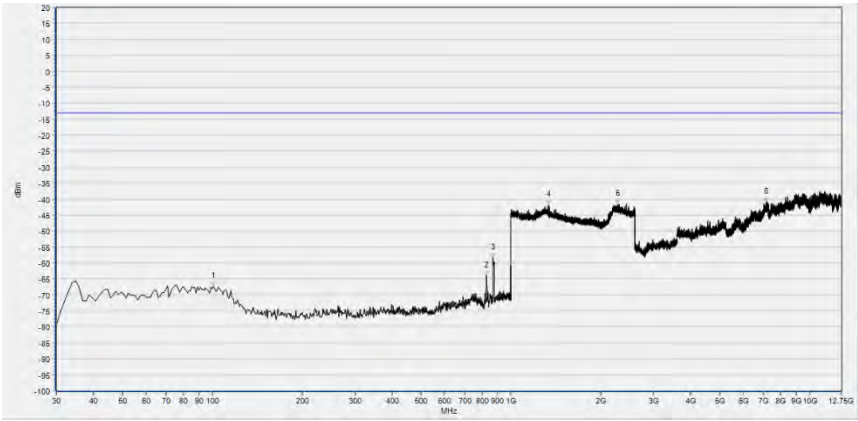

No.	Fre.(MHz)	PK (dBm)	Limit (dBm)	Antenna	Verdict
1	100.810	-67.46	-13.00	Vertical	PASS
2	828.310	-64.02	-13.00	Vertical	N/A
3	870.020	-58.51	-13.00	Vertical	N/A
4	1332.933	-41.99	-13.00	Vertical	PASS
5	2277.951	-41.67	-13.00	Vertical	PASS
6	7172.022	-40.90	-13.00	Vertical	PASS

LTE Band 5, 10MHz BW, Mid Channel, QPSK

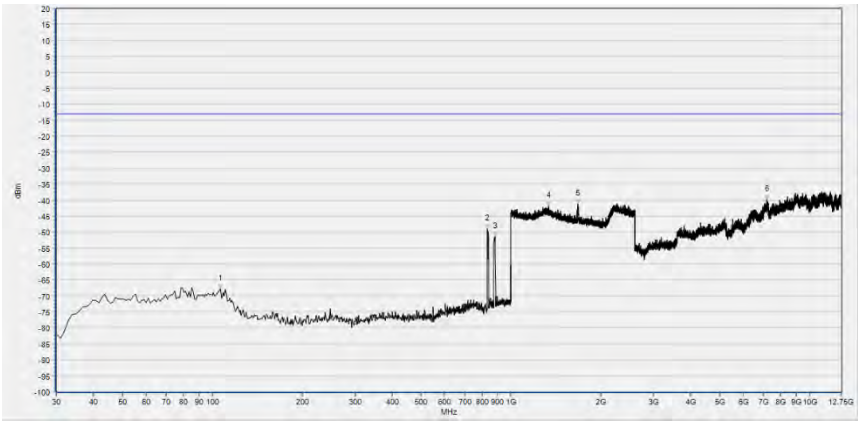

No.	Fre.(MHz)	PK (dBm)	Limit (dBm)	Antenna	Verdict
1	106.630	-67.75	-13.00	Horizontal	PASS
2	834.130	-49.14	-13.00	Horizontal	N/A
3	884.570	-51.57	-13.00	Horizontal	N/A
4	1338.695	-41.97	-13.00	Horizontal	PASS
5	1673.549	-41.14	-13.00	Horizontal	PASS
6	7183.097	-39.80	-13.00	Horizontal	PASS

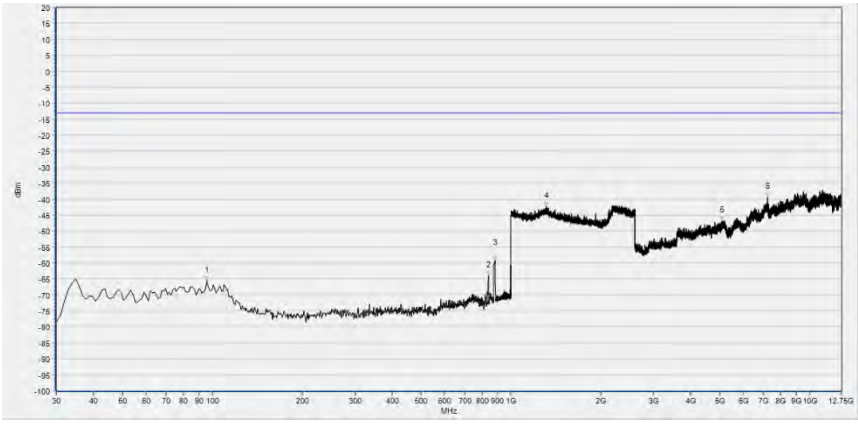

No.	Fre.(MHz)	PK (dBm)	Limit (dBm)	Antenna	Verdict
1	95.960	-65.59	-13.00	Vertical	PASS
2	839.950	-64.02	-13.00	Vertical	N/A
3	883.600	-59.24	-13.00	Vertical	N/A
4	1315.006	-42.39	-13.00	Vertical	PASS
5	5099.200	-46.87	-13.00	Vertical	PASS
6	7245.854	-39.48	-13.00	Vertical	PASS

LTE Band 5, 10MHz BW, High Channel, QPSK

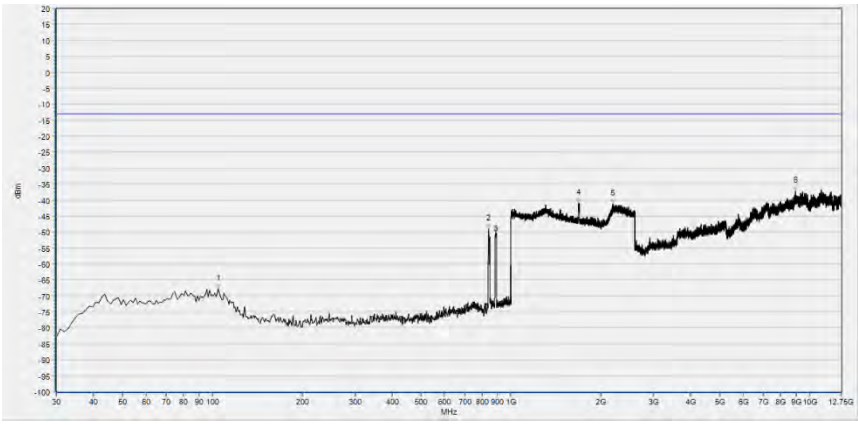

No.	Fre.(MHz)	PK (dBm)	Limit (dBm)	Antenna	Verdict
1	104.690	-67.86	-13.00	Horizontal	PASS
2	842.860	-49.03	-13.00	Horizontal	N/A
3	890.390	-50.05	-13.00	Horizontal	N/A
4	1683.794	-41.03	-13.00	Horizontal	PASS
5	2197.919	-41.19	-13.00	Horizontal	PASS
6	8960.593	-37.27	-13.00	Horizontal	PASS

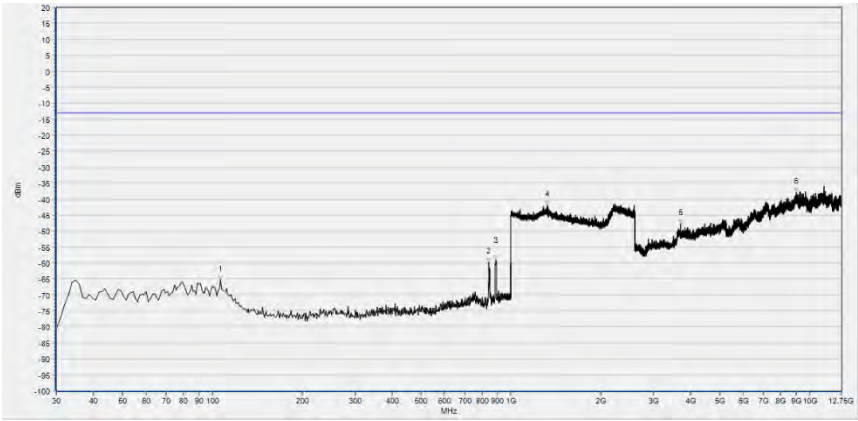

No.	Fre.(MHz)	PK (dBm)	Limit (dBm)	Antenna	Verdict
1	106.630	-65.28	-13.00	Vertical	PASS
2	843.830	-59.77	-13.00	Vertical	N/A
3	891.360	-59.08	-13.00	Vertical	N/A
4	1322.689	-41.97	-13.00	Vertical	PASS
5	3692.708	-47.82	-13.00	Vertical	PASS
6	9034.424	-37.97	-13.00	Vertical	PASS

LTE Band 7, 20MHz BW, Low Channel, QPSK

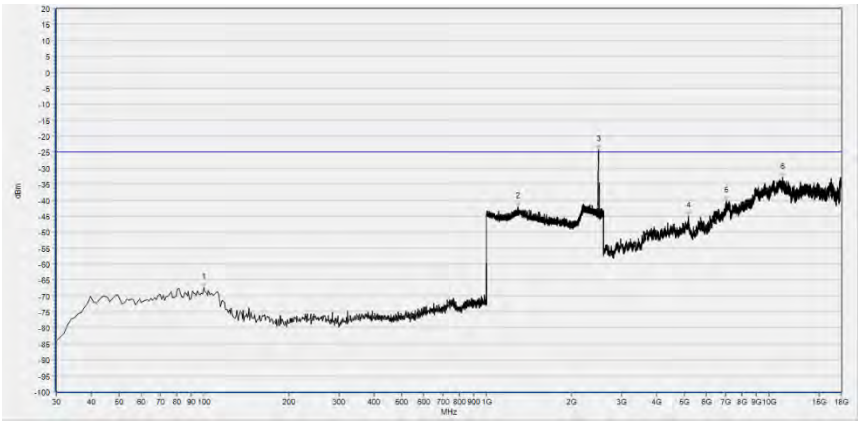

No.	Fre.(MHz)	PK (dBm)	Limit (dBm)	Antenna	Verdict
1	99.840	-67.44	-25.00	Horizontal	PASS
2	1295.158	-42.13	-25.00	Horizontal	PASS
3	2489.236	-24.31	-25.00	Horizontal	N/A
4	5193.272	-44.98	-25.00	Horizontal	PASS
5	7066.812	-40.36	-25.00	Horizontal	PASS
6	11161.157	-32.91	-25.00	Horizontal	PASS

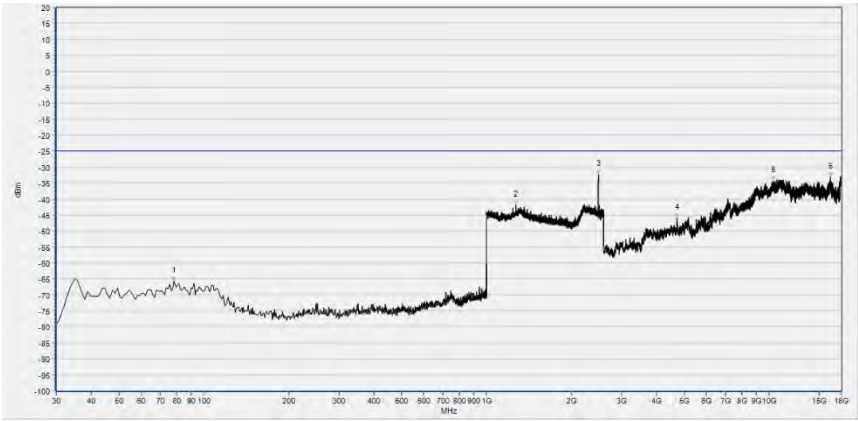

No.	Fre.(MHz)	PK (dBm)	Limit (dBm)	Antenna	Verdict
1	78.500	-65.70	-25.00	Vertical	PASS
2	1269.548	-41.91	-25.00	Vertical	PASS
3	2486.675	-32.35	-25.00	Vertical	N/A
4	4736.789	-46.00	-25.00	Vertical	PASS
5	10337.807	-34.40	-25.00	Vertical	PASS
6	16496.127	-33.14	-25.00	Vertical	PASS

LTE Band 7, 20MHz BW, Mid Channel, QPSK

No.	Fre.(MHz)	PK (dBm)	Limit (dBm)	Antenna	Verdict
1	102.750	-68.46	-25.00	Horizontal	PASS
2	1387.355	-39.71	-25.00	Horizontal	PASS
3	1662.665	-43.41	-25.00	Horizontal	PASS
4	2543.657	-40.94	-25.00	Horizontal	PASS
5	7198.436	-40.23	-25.00	Horizontal	PASS
6	11141.553	-32.50	-25.00	Horizontal	PASS

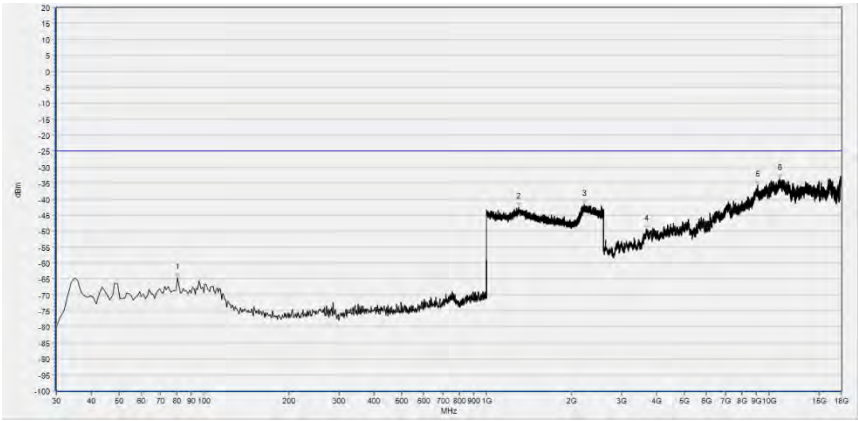

No.	Fre.(MHz)	PK (dBm)	Limit (dBm)	Antenna	Verdict
1	80.440	-64.64	-25.00	Vertical	PASS
2	1300.280	-42.52	-25.00	Vertical	PASS
3	2218.407	-41.62	-25.00	Vertical	PASS
4	3669.795	-49.53	-25.00	Vertical	PASS
5	9113.984	-35.67	-25.00	Vertical	PASS
6	10895.108	-33.73	-25.00	Vertical	PASS

LTE Band 7, 20MHz BW, High Channel, QPSK

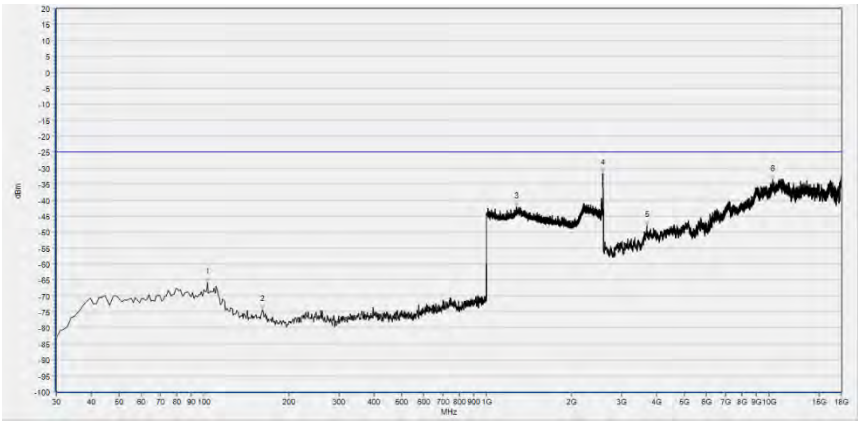

No.	Fre.(MHz)	PK (dBm)	Limit (dBm)	Antenna	Verdict
1	102.750	-65.87	-25.00	Horizontal	PASS
2	160.950	-74.38	-25.00	Horizontal	PASS
3	1275.950	-42.14	-25.00	Horizontal	PASS
4	2586.555	-31.67	-25.00	Horizontal	N/A
5	3692.199	-47.96	-25.00	Horizontal	PASS
6	10290.198	-33.68	-25.00	Horizontal	PASS

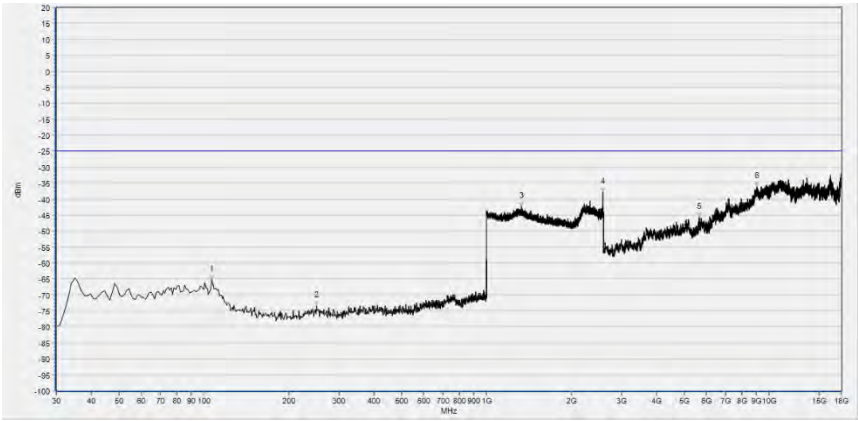

No.	Fre.(MHz)	PK (dBm)	Limit (dBm)	Antenna	Verdict
1	106.630	-65.43	-25.00	Vertical	PASS
2	250.190	-73.39	-25.00	Vertical	PASS
3	1331.012	-42.42	-25.00	Vertical	PASS
4	2584.634	-37.85	-25.00	Vertical	N/A
5	5646.954	-45.79	-25.00	Vertical	PASS
6	9088.780	-36.07	-25.00	Vertical	PASS

LTE Band 12, 10MHz BW, Low Channel, QPSK

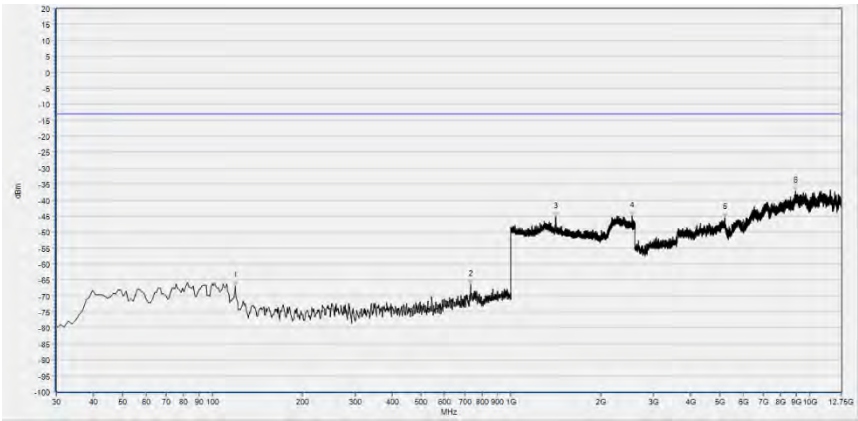

No.	Fre.(MHz)	PK (dBm)	Limit (dBm)	Antenna	Verdict
1	119.329	-66.89	-13.00	Horizontal	PASS
2	732.012	-66.48	-13.00	Horizontal	N/A
3	1409.203	-45.27	-13.00	Horizontal	PASS
4	2543.981	-44.96	-13.00	Horizontal	PASS
5	5209.072	-45.51	-13.00	Horizontal	PASS
6	8965.323	-37.10	-13.00	Horizontal	PASS

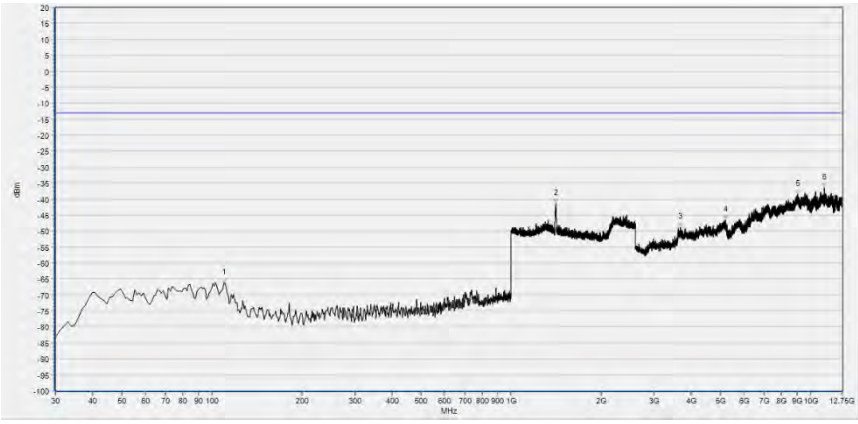

No.	Fre.(MHz)	PK (dBm)	Limit (dBm)	Antenna	Verdict
1	109.620	-66.16	-13.00	Vertical	PASS
2	1408.136	-41.48	-13.00	Vertical	PASS
3	3667.994	-48.82	-13.00	Vertical	PASS
4	5207.041	-46.62	-13.00	Vertical	PASS
5	9050.600	-38.62	-13.00	Vertical	PASS
6	11141.918	-36.56	-13.00	Vertical	PASS

LTE Band 12, 10MHz BW, Mid Channel, QPSK

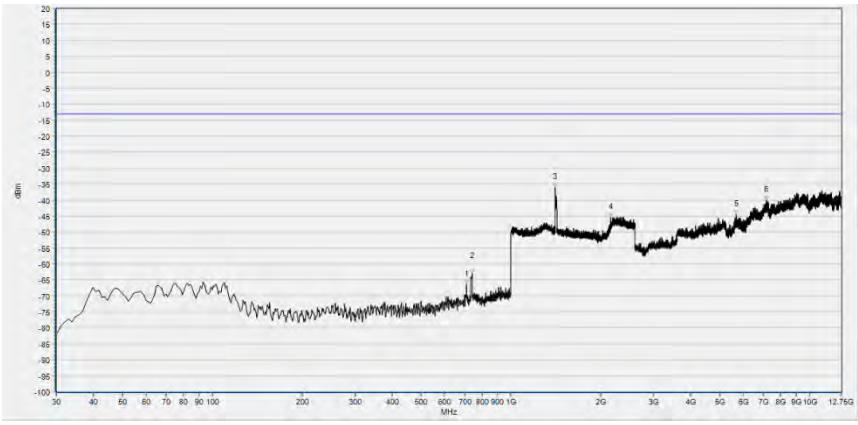

No.	Fre.(MHz)	PK (dBm)	Limit (dBm)	Antenna	Verdict
1	709.680	-66.52	-13.00	Horizontal	N/A
2	739.780	-63.13	-13.00	Horizontal	N/A
3	1407.069	-36.05	-13.00	Horizontal	PASS
4	2155.585	-45.49	-13.00	Horizontal	PASS
5	5674.035	-44.64	-13.00	Horizontal	PASS
6	7170.444	-40.11	-13.00	Horizontal	PASS

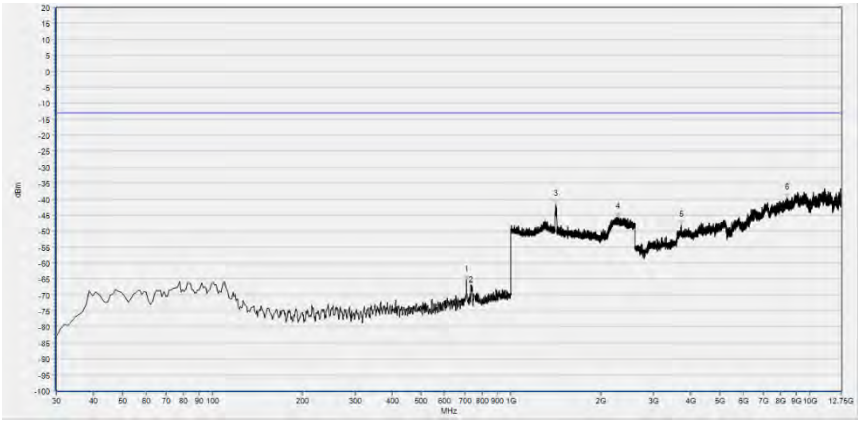

No.	Fre.(MHz)	PK (dBm)	Limit (dBm)	Antenna	Verdict
1	708.709	-65.46	-13.00	Vertical	N/A
2	734.925	-66.98	-13.00	Vertical	N/A
3	1414.538	-41.76	-13.00	Vertical	PASS
4	2283.628	-45.74	-13.00	Vertical	PASS
5	3720.784	-48.23	-13.00	Vertical	PASS
6	8370.414	-39.67	-13.00	Vertical	PASS

LTE Band 12, 10MHz BW, High Channel, QPSK

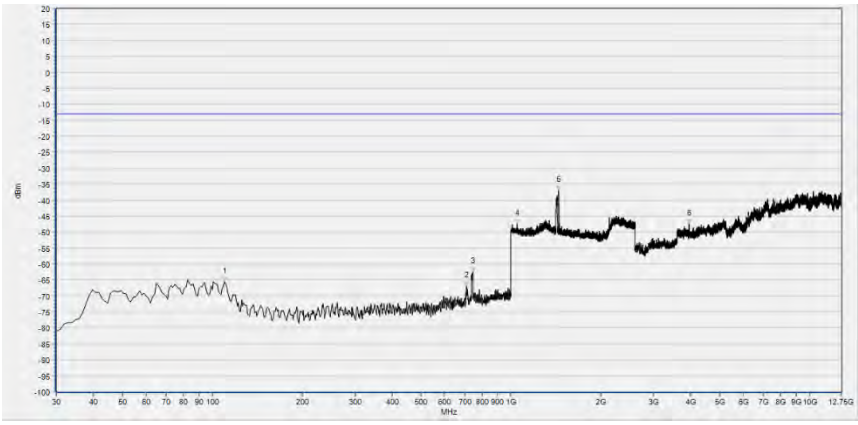

No.	Fre.(MHz)	PK (dBm)	Limit (dBm)	Antenna	Verdict
1	109.620	-65.65	-13.00	Horizontal	PASS
2	708.709	-66.88	-13.00	Horizontal	N/A
3	743.664	-62.57	-13.00	Horizontal	N/A
4	1049.617	-47.54	-13.00	Horizontal	PASS
5	1446.015	-37.06	-13.00	Horizontal	PASS
6	3958.342	-47.49	-13.00	Horizontal	PASS

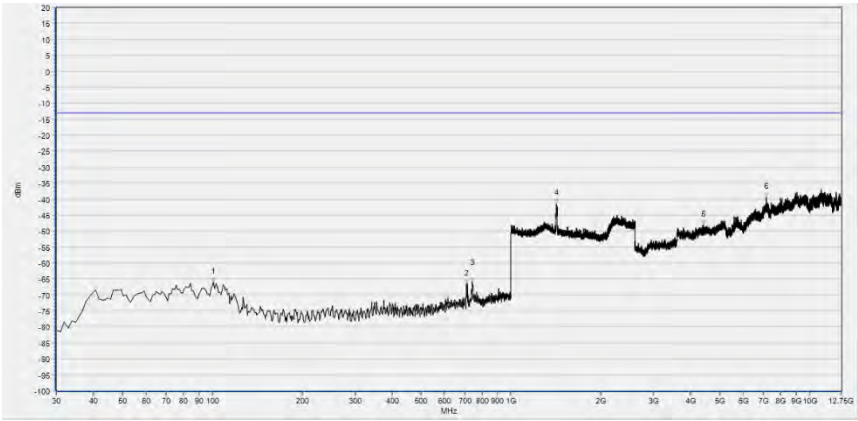

No.	Fre.(MHz)	PK (dBm)	Limit (dBm)	Antenna	Verdict
1	100.881	-66.13	-13.00	Vertical	PASS
2	708.709	-66.64	-13.00	Vertical	N/A
3	741.722	-66.02	-13.00	Vertical	N/A
4	1422.007	-41.52	-13.00	Vertical	PASS
5	4407.061	-48.11	-13.00	Vertical	PASS
6	7166.383	-39.48	-13.00	Vertical	PASS

LTE Band 17, 10MHz BW, Low Channel, QPSK

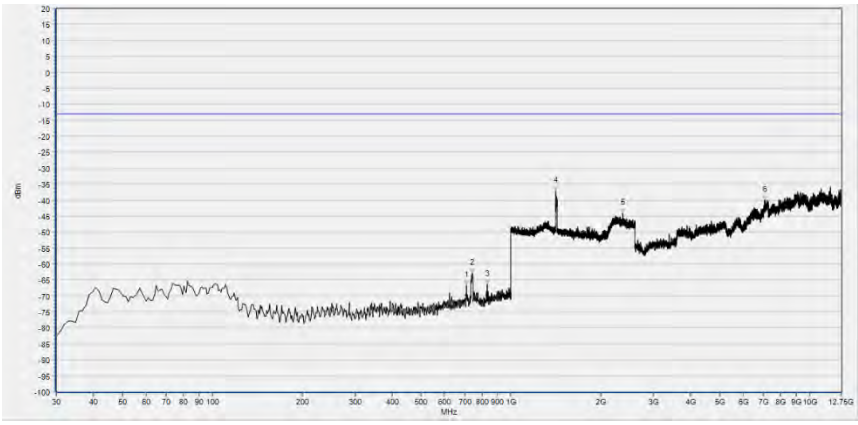

No.	Fre.(MHz)	PK (dBm)	Limit (dBm)	Antenna	Verdict
1	708.709	-66.70	-13.00	Horizontal	N/A
2	742.693	-62.96	-13.00	Horizontal	N/A
3	832.022	-66.58	-13.00	Horizontal	PASS
4	1414.005	-37.22	-13.00	Horizontal	PASS
5	2370.057	-44.08	-13.00	Horizontal	PASS
6	7077.045	-40.00	-13.00	Horizontal	PASS

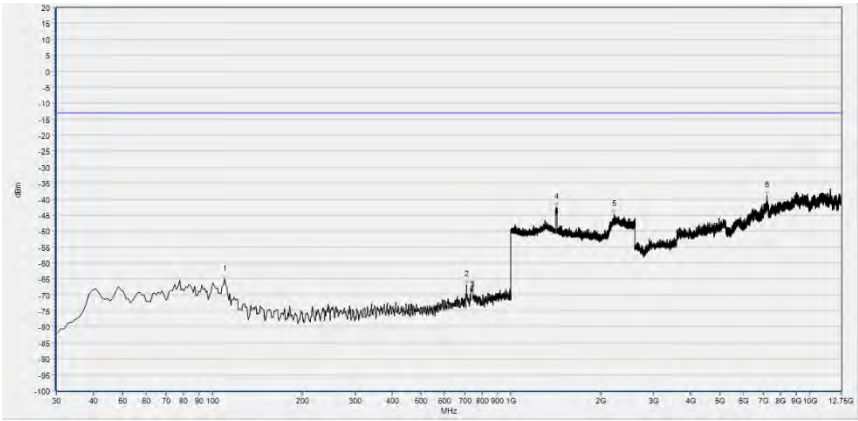

No.	Fre.(MHz)	PK (dBm)	Limit (dBm)	Antenna	Verdict
1	109.620	-65.10	-13.00	Vertical	PASS
2	709.680	-66.89	-13.00	Vertical	N/A
3	741.722	-66.91	-13.00	Vertical	N/A
4	1416.672	-42.63	-13.00	Vertical	PASS
5	2221.207	-44.74	-13.00	Vertical	PASS
6	7176.535	-38.98	-13.00	Vertical	PASS

LTE Band 17, 10MHz BW, Mid Channel, QPSK

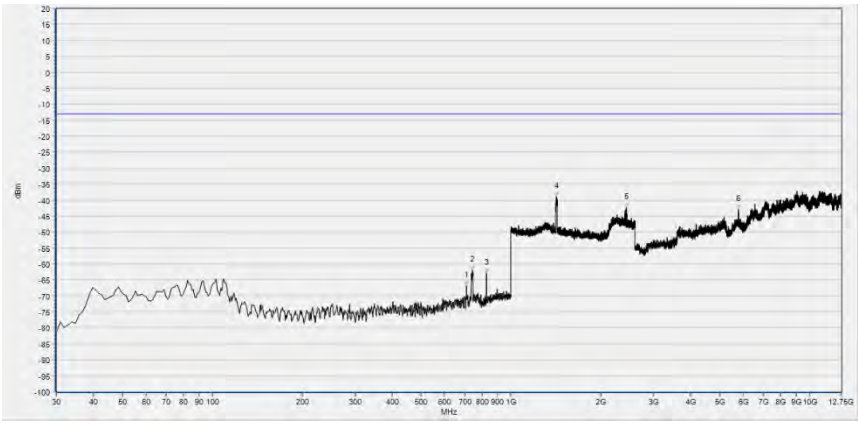

No.	Fre.(MHz)	PK (dBm)	Limit (dBm)	Antenna	Verdict
1	708.709	-66.91	-13.00	Horizontal	PASS
2	742.693	-62.12	-13.00	Horizontal	N/A
3	827.167	-62.97	-13.00	Horizontal	N/A
4	1415.605	-38.93	-13.00	Horizontal	PASS
5	2435.145	-42.25	-13.00	Horizontal	PASS
6	5765.403	-42.98	-13.00	Horizontal	PASS

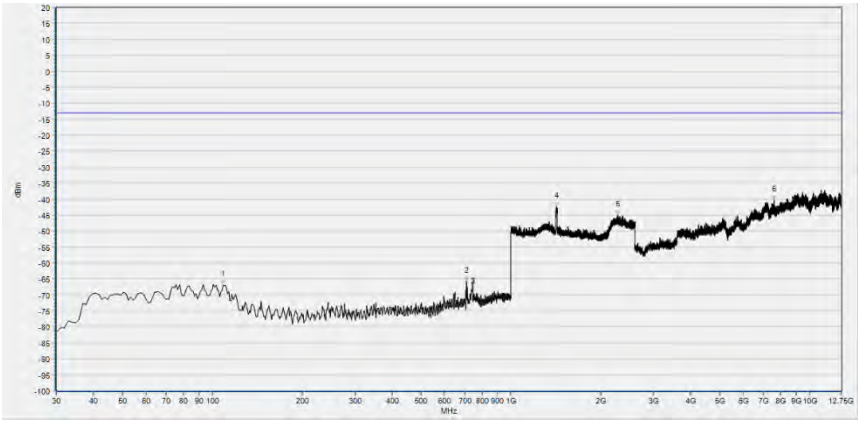

No.	Fre.(MHz)	PK (dBm)	Limit (dBm)	Antenna	Verdict
1	108.649	-66.88	-13.00	Vertical	PASS
2	709.680	-65.76	-13.00	Vertical	N/A
3	743.664	-65.78	-13.00	Vertical	N/A
4	1420.407	-42.30	-13.00	Vertical	PASS
5	2274.025	-45.00	-13.00	Vertical	PASS
6	7606.981	-40.35	-13.00	Vertical	PASS

LTE Band 17, 10MHz BW, High Channel, QPSK

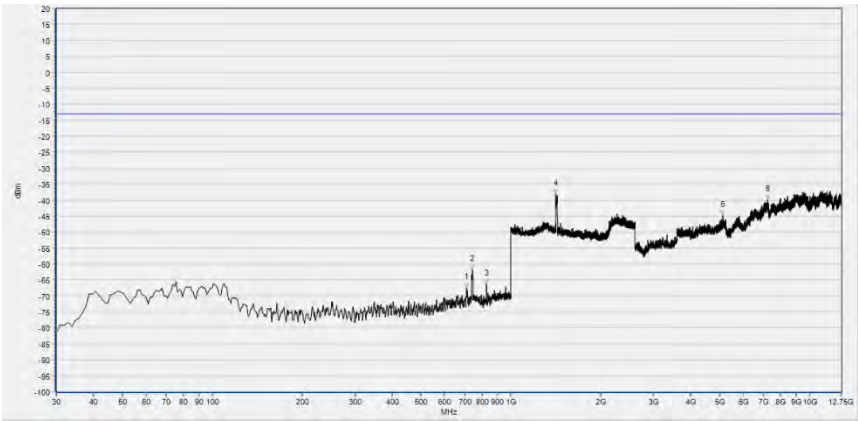

No.	Fre.(MHz)	PK (dBm)	Limit (dBm)	Antenna	Verdict
1	708.709	-67.43	-13.00	Horizontal	N/A
2	742.693	-61.80	-13.00	Horizontal	N/A
3	828.138	-66.19	-13.00	Horizontal	PASS
4	1414.538	-38.10	-13.00	Horizontal	PASS
5	5127.856	-44.76	-13.00	Horizontal	PASS
6	7251.660	-39.89	-13.00	Horizontal	PASS

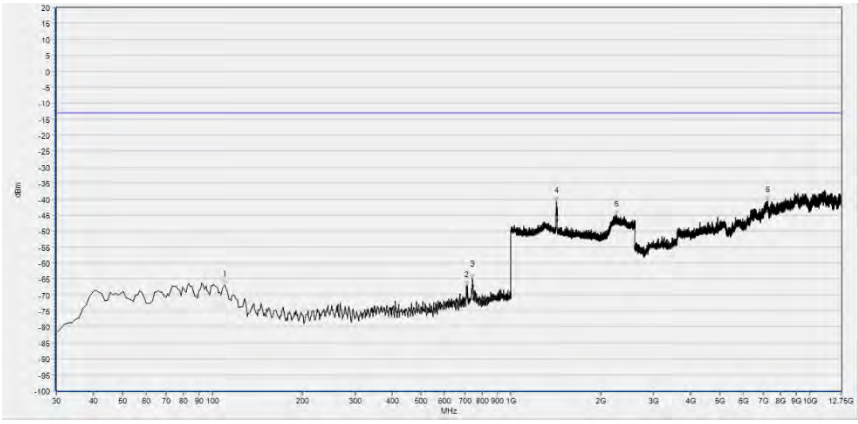

No.	Fre.(MHz)	PK (dBm)	Limit (dBm)	Antenna	Verdict
1	109.620	-66.90	-13.00	Vertical	PASS
2	709.680	-67.22	-13.00	Vertical	N/A
3	742.693	-64.95	-13.00	Vertical	N/A
4	1421.474	-40.86	-13.00	Vertical	PASS
5	2256.419	-45.06	-13.00	Vertical	PASS
6	7229.326	-40.53	-13.00	Vertical	PASS

LTE Band 38, 20MHz BW, Low Channel, QPSK

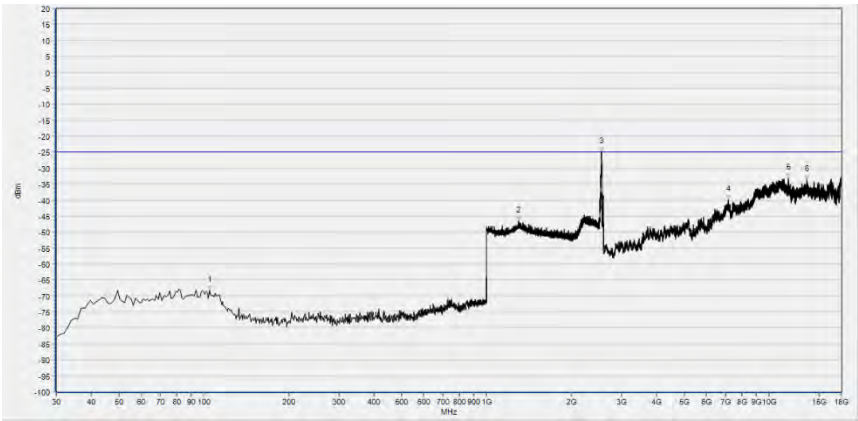

No.	Fre.(MHz)	PK (dBm)	Limit (dBm)	Antenna	Verdict
1	104.690	-68.25	-25.00	Horizontal	PASS
2	1297.719	-46.65	-25.00	Horizontal	PASS
3	2555.822	-25.02	-25.00	Horizontal	N/A
4	7173.231	-39.81	-25.00	Horizontal	PASS
5	11693.253	-33.25	-25.00	Horizontal	PASS
6	13614.403	-33.71	-25.00	Horizontal	PASS

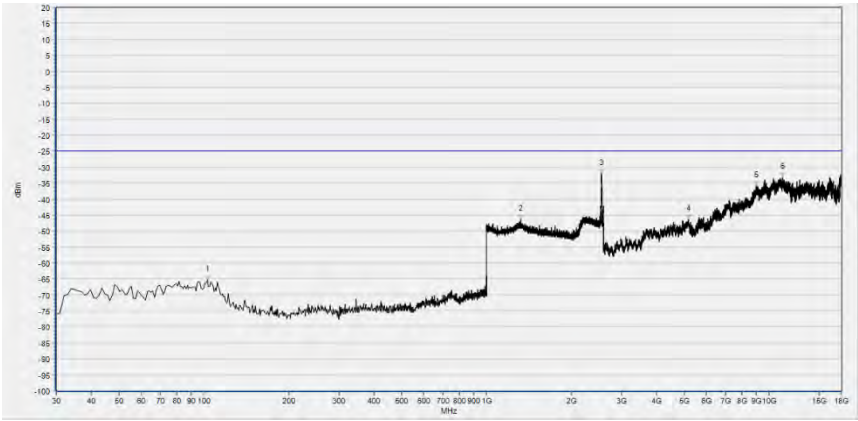

No.	Fre.(MHz)	PK (dBm)	Limit (dBm)	Antenna	Verdict
1	102.750	-65.34	-25.00	Vertical	PASS
2	1325.250	-46.47	-25.00	Vertical	PASS
3	2553.902	-32.06	-25.00	Vertical	N/A
4	5179.269	-46.40	-25.00	Vertical	PASS
5	8985.161	-35.95	-25.00	Vertical	PASS
6	11141.553	-33.24	-25.00	Vertical	PASS

LTE Band 38, 20MHz BW, Mid Channel, QPSK

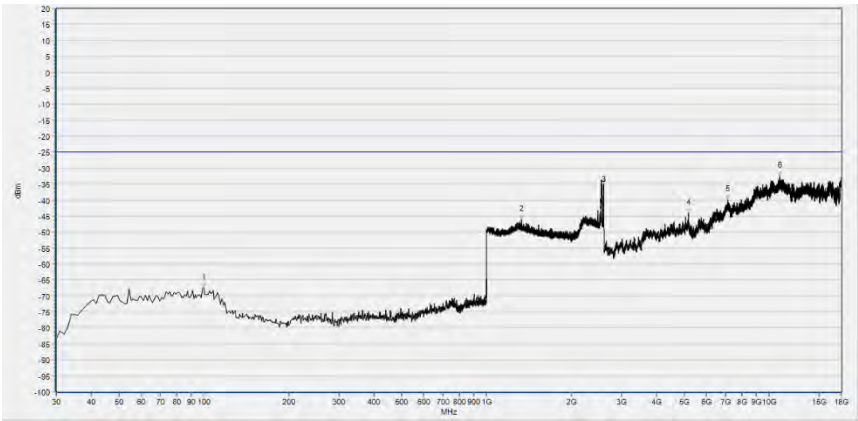

No.	Fre.(MHz)	PK (dBm)	Limit (dBm)	Antenna	Verdict
1	99.840	-67.50	-25.00	Horizontal	PASS
2	1328.451	-46.13	-25.00	Horizontal	PASS
3	2597.439	-34.91	-25.00	Horizontal	N/A
4	5179.269	-44.22	-25.00	Horizontal	PASS
5	7156.428	-39.93	-25.00	Horizontal	PASS
6	10937.116	-32.42	-25.00	Horizontal	PASS

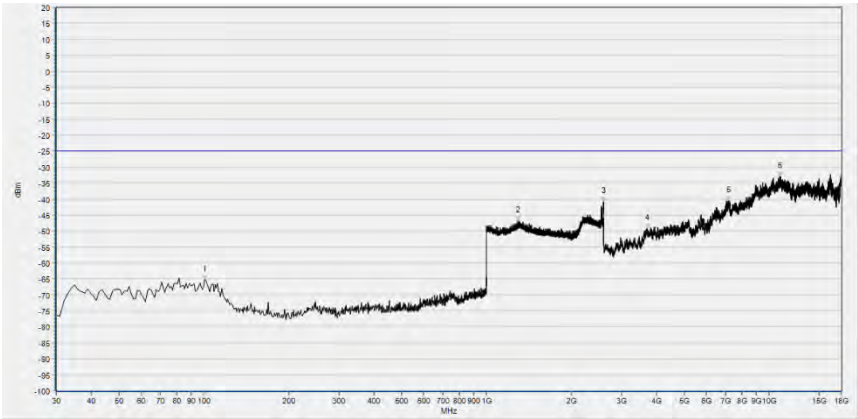

No.	Fre.(MHz)	PK (dBm)	Limit (dBm)	Antenna	Verdict
1	100.810	-65.29	-25.00	Vertical	PASS
2	1293.237	-46.80	-25.00	Vertical	PASS
3	2594.238	-40.76	-25.00	Vertical	N/A
4	3694.999	-49.20	-25.00	Vertical	PASS
5	7190.035	-40.62	-25.00	Vertical	PASS
6	10939.916	-32.88	-25.00	Vertical	PASS

LTE Band 38, 20MHz BW, High Channel, QPSK

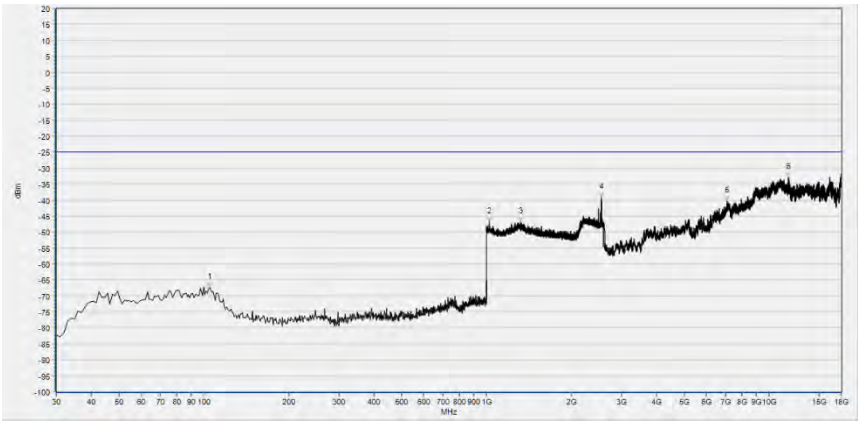

No.	Fre.(MHz)	PK (dBm)	Limit (dBm)	Antenna	Verdict
1	104.690	-67.46	-25.00	Horizontal	PASS
2	1023.049	-46.71	-25.00	Horizontal	PASS
3	1318.848	-46.76	-25.00	Horizontal	PASS
4	2552.621	-39.31	-25.00	Horizontal	N/A
5	7080.815	-40.38	-25.00	Horizontal	PASS
6	11721.258	-32.87	-25.00	Horizontal	PASS

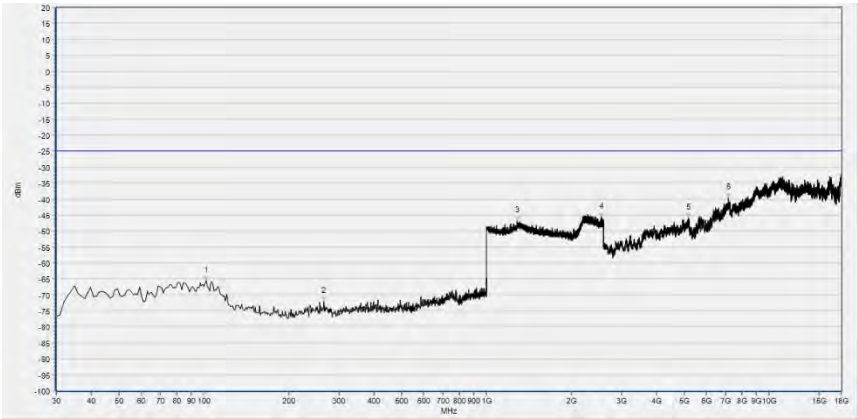

No.	Fre.(MHz)	PK (dBm)	Limit (dBm)	Antenna	Verdict
1	101.780	-65.58	-25.00	Vertical	PASS
2	265.710	-71.96	-25.00	Vertical	PASS
3	1284.274	-46.83	-25.00	Vertical	PASS
4	2544.938	-45.74	-25.00	Vertical	PASS
5	5176.468	-45.97	-25.00	Vertical	PASS
6	7173.231	-39.73	-25.00	Vertical	PASS

Annex A Test Uncertainty

Where relevant, the following measurement uncertainty levels have been estimated for test performed on the EUT as specified in CISPR 16-1-2:

Test items	Uncertainty
Output Power	±2.22 dB
Bandwidth	±5%
Conducted Spurious Emission	±2.77 dB
Band Edge	±2.77 dB
Equivalent Isotropic Radiated Power	±2.22 dB
Radiated Spurious Emissions	±6 dB

This uncertainty represent an expanded uncertainty expressed at approximately the 95% confidence level using a coverage factor of k=2

Annex B Testing Laboratory Information

1. Identification of the Responsible Testing Laboratory

Laboratory Name:	Morlab Laboratory of Shenzhen Morlab Communications Tec hnology Co., Ltd.
Laboratory Address:	FL.3, Building A, FeiYang Science Park, No.8 LongChang Road, Block 67, BaoAn District, ShenZhen, GuangDong Province, P. R. China
Telephone:	+86 755 36698555
Facsimile:	+86 755 36698525

2. Identification of the Responsible Testing Location

Name:	Morlab Laboratory of Shenzhen Morlab Communications Tec hnology Co., Ltd.
Address:	FL.3, Building A, FeiYang Science Park, No.8 LongChang Road, Block 67, BaoAn District, ShenZhen, GuangDong Province, P. R. China

3. Facilities and Accreditations

All measurement facilities used to collect the measurement data are located at FL.3, Building A, FeiYang Science Park, Block 67, BaoAn District, Shenzhen, 518101 P. R. China. The test site is constructed in conformance with the requirements of ANSI C63.10-2013and CISPR Publication 22; the FCC designation number is CN1192, the test firm registration number is 226174.

4. Test Equipments Utilized

4.1 Conducted Test Equipments

Equipment Name	Serial No.	Type	Manufacturer	Cal. Date	Due Date
Power Splitter	NW521	1506A	Weinschel	N/A	N/A
Attenuator 1	(N/A.)	10dB	Resnet	N/A	N/A
Attenuator 2	(N/A.)	3dB	Resnet	N/A	N/A
EXA Signal Analzyer	MY51511149	N9020A	Agilent	2020.07.27	2021.07.26
USB Power Sensor	MY54210011	U2021XA	Agilent	2020.10.23	2021.10.22
System Simulator	6200995016	MT8820C	Anritsu	2020.10.28	2021.10.27
System Simulator	6261830572	MT8821C	Anritsu	2021.02.25	2022.02.24
RF cable (30MHz-26GHz)	CB01	RF01	Morlab	N/A	N/A
Coaxial cable	CB02	RF02	Morlab	N/A	N/A
SMA connector	CN01	RF03	HUBER-SUHNER	N/A	N/A
Temperature Chamber	20171112102	HZ-2019	Dongguan Lixian Instrument Technology Co., Ltd	2020.10.26	2021.10.25
Computer	T430i	Think Pad	Lenovo	N/A	N/A

4.2 Radiated Test Equipments

Equipment Name	Serial No.	Type	Manufacturer	Cal. Date	Due Date
System Simulator	152038	CMW500	R&S	2020.11.19	2021.11.18
System Simulator	6200995016	MT8820C	Anritsu	2020.10.28	2021.10.27
Receiver	MY54130016	N9038A	Agilent	2020.07.21	2021.07.20
Test Antenna - Bi-Log	9163-519	VULB 9163	Schwarzbeck	2019.05.24	2022.05.23
Test Antenna - Horn	9170C-531	BBHA9170	Schwarzbeck	2019.07.26	2022.07.25
Test Antenna - Horn	01774	BBHA 9120D	Schwarzbeck	2019.07.26	2022.07.25
Coaxial cable (N male) (9KHz-30MHz)	CB04	EMC04	Morlab	N/A	N/A
Coaxial cable (N male) (30MHz-26GHz)	CB02	EMC02	Morlab	N/A	N/A
Coaxial cable (N male) (30MHz-26GHz)	CB03	EMC03	Morlab	N/A	N/A
1-18GHz pre-Amplifier	S020180L3203	N/A	Dongsheng	2020.07.21	2021.07.20
18-26.5GHz pre-Amplifier	S10M100L3802	N/A	Dongsheng	2020.07.21	2021.07.20
Notch Filter	N/A	WRCGV -LTE B2	Wainwright	2020.07.21	2021.07.20
Notch Filter	N/A	WRCGV -LTE B4	Wainwright	2020.07.21	2021.07.20
Notch Filter	N/A	WRCGV -LTE B5	Wainwright	2020.07.21	2021.07.20
Notch Filter	N/A	WRCGV -LTE B7	Wainwright	2020.07.21	2021.07.20
Notch Filter	N/A	WRCGV -LTE B12	Wainwright	2020.07.21	2021.07.20

Equipment Name	Serial No.	Type	Manufacturer	Cal. Date	Cal.Due
Notch Filter	N/A	WRCGV -LTE B17	Wainwright	2020.07.21	2021.07.20
Notch Filter	N/A	WRCGV -LTE 38	Wainwright	2020.07.21	2021.07.20
Notch Filter	N/A	WRCGV -LTE B40	Wainwright	2020.07.21	2021.07.20
Notch Filter	N/A	WRCGV -LTE B41	Wainwright	2020.07.21	2021.07.20
Anechoic Chamber	N/A	9m*6m*6m	CRT	2019.07.13	2022.07.12

END OF REPORT