P01_GSM850_GPRS10_Right Cheek_251

DUT: EUT

Communication System: GPRS 850-2slots; Frequency: 848.8 MHz;Duty Cycle: 1:4
Medium: H835 Medium parameters used: f = 849 MHz; σ = 0.903 mho/m; ε_r = 42.2; ρ = 1000 kg/m^3

DASY4 Configuration:
- Probe: EX3DV4 - SN3838; ConvF(9.6, 9.6, 9.6); Calibrated: 2018/8/30
- Sensor-Surface: 3mm (Mechanical Surface Detection)
- Electronics: DAE4 Sn887; Calibrated: 2018/4/27
- Phantom: SAM 2; Type: QD 000 P40 CB; Serial: TP-1376
- ; Postprocessing SW: SEMCAD, V1.8 Build 186

Test/Area Scan (61x81x1): Measurement grid: dx=15mm, dy=15mm
Maximum value of SAR (interpolated) = 0.260 mW/g

Test/Zoom Scan (5x5x7)/Cube 0: Measurement grid: dx=8mm, dy=8mm, dz=5mm
Reference Value = 9.32 V/m; Power Drift = 0.05 dB
Peak SAR (extrapolated) = 0.311 W/kg
SAR(1 g) = 0.234 mW/g; SAR(10 g) = 0.169 mW/g
Maximum value of SAR (measured) = 0.261 mW/g

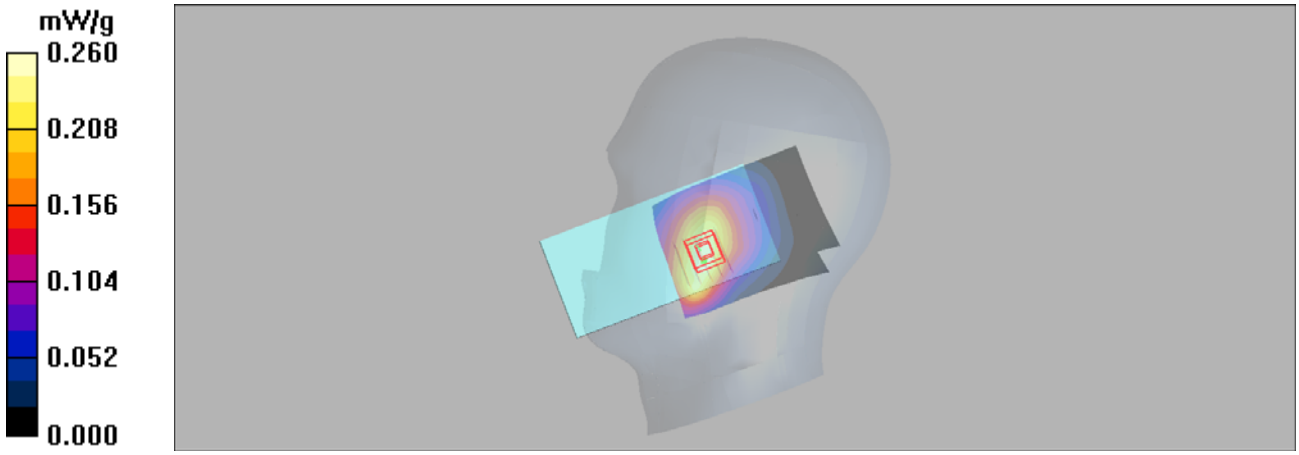

P02_GSM1900_GPRS11_Right Cheek_512

DUT: EUT

Communication System: GPRS1900-3slots; Frequency: 1850.2 MHz;Duty Cycle: 1:2.67
Medium: H1900 Medium parameters used (interpolated): f = 1850.2 MHz; σ = 1.39 mho/m; ε_r = 41.2; ρ = 1000 kg/m^3

DASY4 Configuration:
- Probe: EX3DV4 - SN3838; ConvF(7.53, 7.53, 7.53); Calibrated: 2018/8/30
- Sensor-Surface: 3mm (Mechanical Surface Detection)
- Electronics: DAE4 Sn887; Calibrated: 2018/4/27
- Phantom: SAM 1; Type: QD 000 P40 CB; Serial: TP/1378
- ; Postprocessing SW: SEMCAD, V1.8 Build 186

Test/Area Scan (61x81x1): Measurement grid: dx=15mm, dy=15mm
Maximum value of SAR (interpolated) = 0.149 mW/g

Test/Zoom Scan (5x5x7)/Cube 0: Measurement grid: dx=8mm, dy=8mm, dz=5mm
Reference Value = 1.77 V/m; Power Drift = 0.11 dB
Peak SAR (extrapolated) = 0.189 W/kg
SAR(1 g) = 0.124 mW/g; SAR(10 g) = 0.076 mW/g
Maximum value of SAR (measured) = 0.143 mW/g

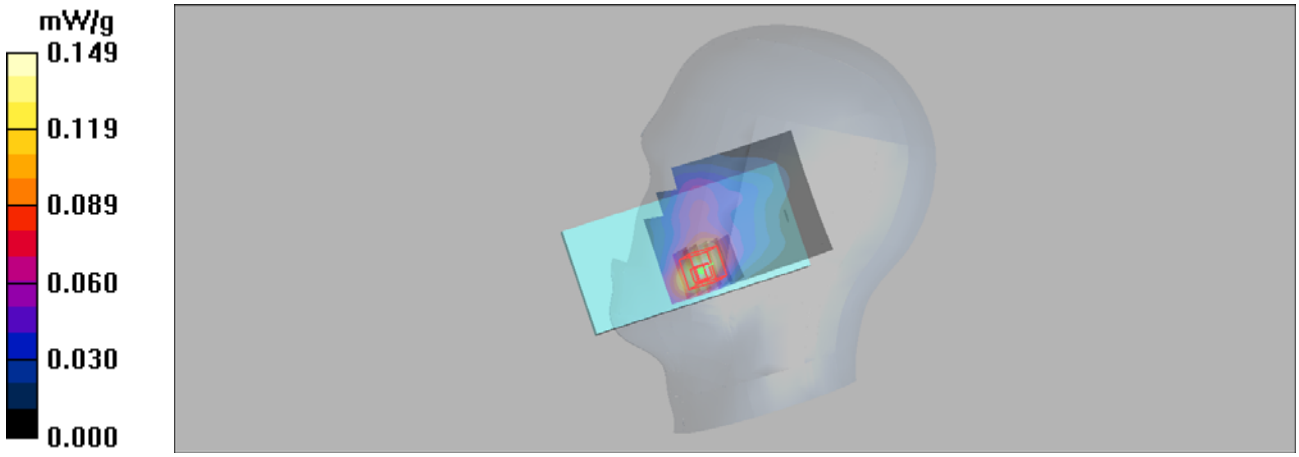

P03_WCDMA II_RMC12.2K_Right Cheek_9262

DUT: EUT

Communication System: WCDMA Band II; Frequency: 1852.4 MHz;Duty Cycle: 1:1
Medium: H1900 Medium parameters used (interpolated): f = 1852.4 MHz; σ = 1.39 mho/m; ε_r = 41.2; ρ = 1000 kg/m^3

DASY4 Configuration:
- Probe: EX3DV4 - SN3838; ConvF(7.53, 7.53, 7.53); Calibrated: 2018/8/30
- Sensor-Surface: 3mm (Mechanical Surface Detection)
- Electronics: DAE4 Sn887; Calibrated: 2018/4/27
- Phantom: SAM 1; Type: QD 000 P40 CB; Serial: TP/1378
- ; Postprocessing SW: SEMCAD, V1.8 Build 186

Test/Area Scan (61x81x1): Measurement grid: dx=15mm, dy=15mm
Maximum value of SAR (interpolated) = 0.236 mW/g

Test/Zoom Scan (5x5x7)/Cube 0: Measurement grid: dx=8mm, dy=8mm, dz=5mm
Reference Value = 2.78 V/m; Power Drift = 0.04 dB
Peak SAR (extrapolated) = 0.302 W/kg
SAR(1 g) = 0.199 mW/g; SAR(10 g) = 0.123 mW/g
Maximum value of SAR (measured) = 0.228 mW/g

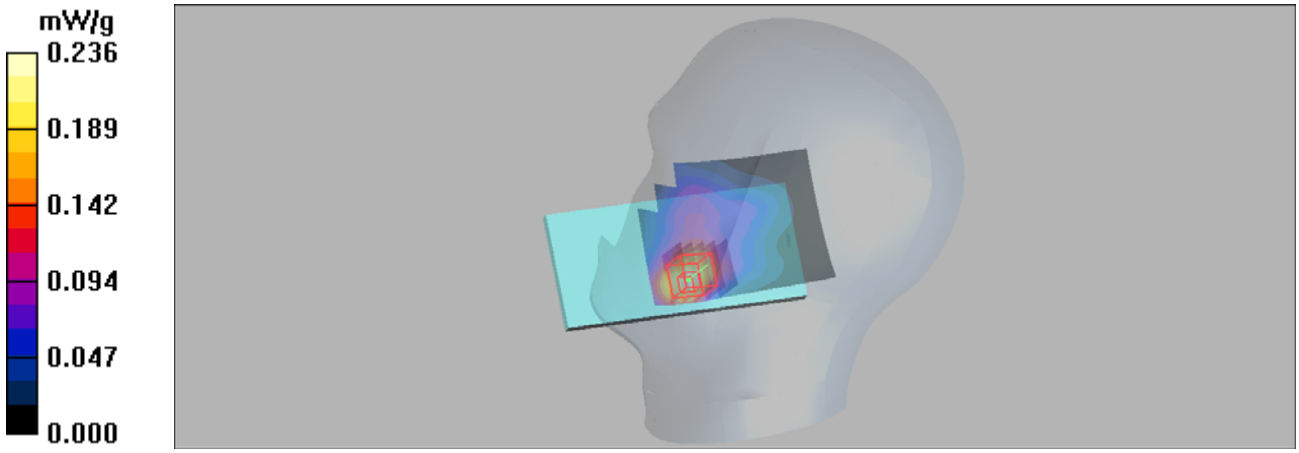

P04_WCDMA IV_RMC12.2K_Right Cheek_1513

DUT: EUT

Communication System: WCDMA Band IV; Frequency: 1752.6 MHz;Duty Cycle: 1:1
Medium: H1750 Medium parameters used: f = 1753 MHz; σ = 1.37 mho/m; ε_r = 40.4; ρ = 1000 kg/m^3

DASY4 Configuration:
- Probe: ES3DV3 - SN3090; ConvF(5.36, 5.36, 5.36); Calibrated: 2019/4/12
- Sensor-Surface: 3mm (Mechanical Surface Detection)
- Electronics: DAE4 Sn662; Calibrated: 2019/4/11
- Phantom: SAM 1; Type: QD 000 P40 CB; Serial: TP/1378
- ; Postprocessing SW: SEMCAD, V1.8 Build 186

Test/Area Scan (61x71x1): Measurement grid: dx=15mm, dy=15mm
Maximum value of SAR (interpolated) = 0.055 mW/g

Test/Zoom Scan (5x5x7)/Cube 0: Measurement grid: dx=8mm, dy=8mm, dz=5mm
Reference Value = 1.13 V/m; Power Drift = 0.03 dB
Peak SAR (extrapolated) = 0.070 W/kg
SAR(1 g) = 0.045 mW/g; SAR(10 g) = 0.028 mW/g
Maximum value of SAR (measured) = 0.053 mW/g

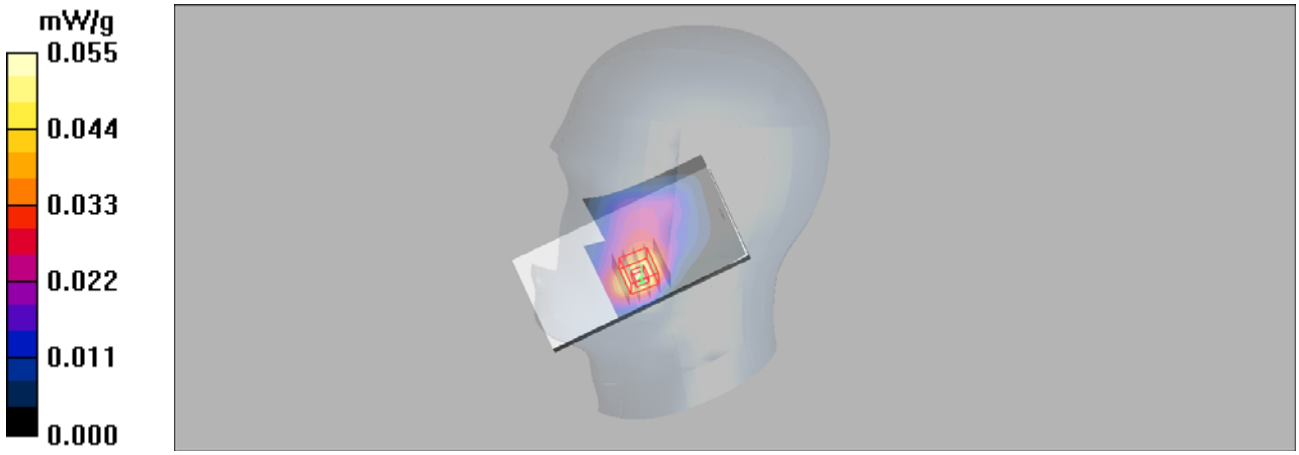

Test Laboratory: UnionTrust Date: 2019/4/11

P05_WCDMA V_RMC12.2K_Right Cheek_4182

DUT: EUT

Communication System: WCDMA Band V; Frequency: 836.4 MHz;Duty Cycle: 1:1
Medium: H835 Medium parameters used (interpolated): f = 836.4 MHz; σ = 0.892 mho/m; ε_r = 42.3; ρ = 1000 kg/m^3

DASY4 Configuration:
- Probe: EX3DV4 - SN3838; ConvF(9.6, 9.6, 9.6); Calibrated: 2018/8/30
- Sensor-Surface: 3mm (Mechanical Surface Detection)
- Electronics: DAE4 Sn887; Calibrated: 2018/4/27
- Phantom: SAM 2; Type: QD 000 P40 CB; Serial: TP-1376
- ; Postprocessing SW: SEMCAD, V1.8 Build 186

Test/Area Scan (61x81x1): Measurement grid: dx=15mm, dy=15mm
Maximum value of SAR (interpolated) = 0.221 mW/g

Test/Zoom Scan (5x5x7)/Cube 0: Measurement grid: dx=8mm, dy=8mm, dz=5mm
Reference Value = 6.95 V/m; Power Drift = 0.06 dB
Peak SAR (extrapolated) = 0.262 W/kg
SAR(1 g) = 0.196 mW/g; SAR(10 g) = 0.146 mW/g
Maximum value of SAR (measured) = 0.219 mW/g

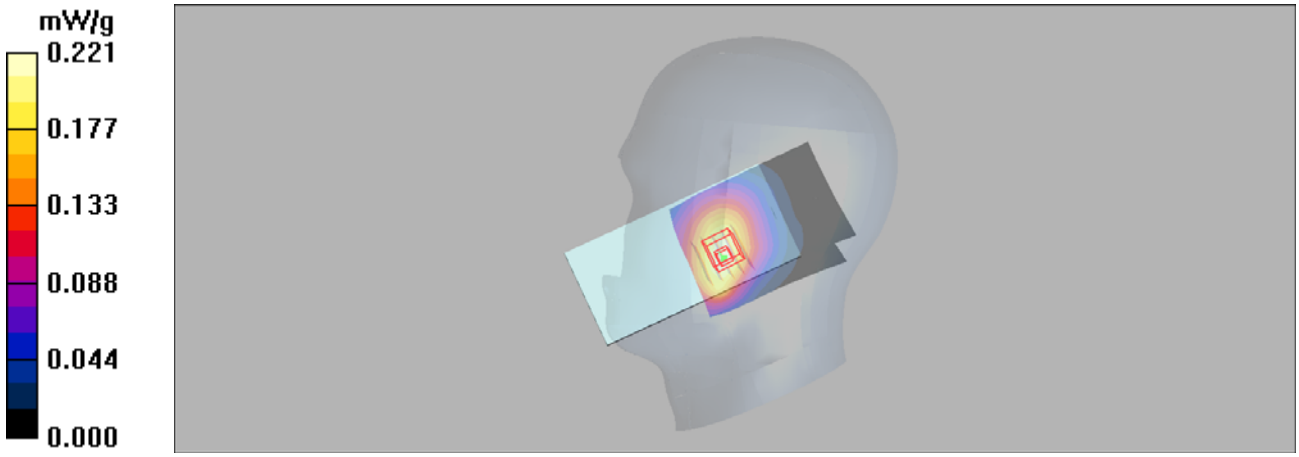

P06_LTE 2_QPSK20M_Right Cheek_18900_1RB_ 0 offset

DUT: EUT

Communication System: LTE Band 2; Frequency: 1880 MHz;Duty Cycle: 1:1
Medium: H1900 Medium parameters used: f = 1880 MHz; σ = 1.42 mho/m; ε_r = 41.1; ρ = 1000 kg/m^3

DASY4 Configuration:
- Probe: EX3DV4 - SN3838; ConvF(7.53, 7.53, 7.53); Calibrated: 2018/8/30
- Sensor-Surface: 3mm (Mechanical Surface Detection)
- Electronics: DAE4 Sn887; Calibrated: 2018/4/27
- Phantom: SAM 1; Type: QD 000 P40 CB; Serial: TP/1378
- ; Postprocessing SW: SEMCAD, V1.8 Build 186

Test/Area Scan (61x81x1): Measurement grid: dx=15mm, dy=15mm
Maximum value of SAR (interpolated) = 0.285 mW/g

Test/Zoom Scan (5x5x7)/Cube 0: Measurement grid: dx=8mm, dy=8mm, dz=5mm
Reference Value = 3.23 V/m; Power Drift = -0.02 dB
Peak SAR (extrapolated) = 0.351 W/kg
SAR(1 g) = 0.237 mW/g; SAR(10 g) = 0.148 mW/g
Maximum value of SAR (measured) = 0.270 mW/g

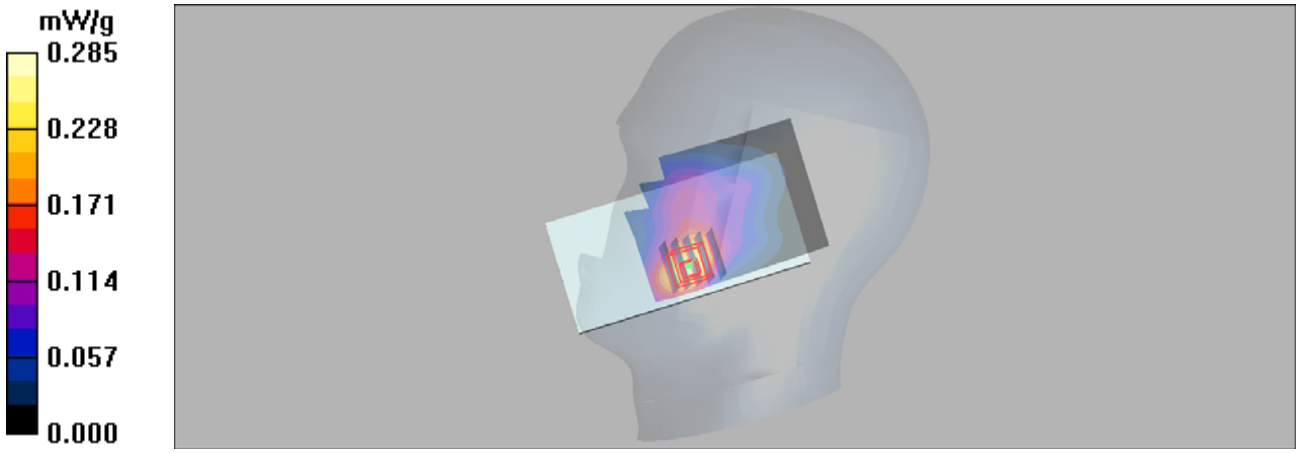

P07_LTE 4_QPSK20M_Right Cheek_20175_1 RB_0 offset

DUT: EUT

Communication System: LTE Band 4&20M; Frequency: 1732.5 MHz;Duty Cycle: 1:1
Medium: H1750 Medium parameters used (interpolated): f = 1732.5 MHz; σ = 1.34 mho/m; ε_r = 40.5; ρ = 1000 kg/m^3

DASY4 Configuration:
- Probe: ES3DV3 - SN3090; ConvF(5.36, 5.36, 5.36); Calibrated: 2019/4/12
- Sensor-Surface: 3mm (Mechanical Surface Detection)
- Electronics: DAE4 Sn662; Calibrated: 2019/4/11
- Phantom: SAM 1; Type: QD 000 P40 CB; Serial: TP/1378
- ; Postprocessing SW: SEMCAD, V1.8 Build 186

Test/Area Scan (61x71x1): Measurement grid: dx=15mm, dy=15mm
Maximum value of SAR (interpolated) = 0.045 mW/g

Test/Zoom Scan (5x5x7)/Cube 0: Measurement grid: dx=8mm, dy=8mm, dz=5mm
Reference Value = 1.38 V/m; Power Drift = -0.11 dB
Peak SAR (extrapolated) = 0.057 W/kg
SAR(1 g) = 0.037 mW/g; SAR(10 g) = 0.023 mW/g
Maximum value of SAR (measured) = 0.043 mW/g

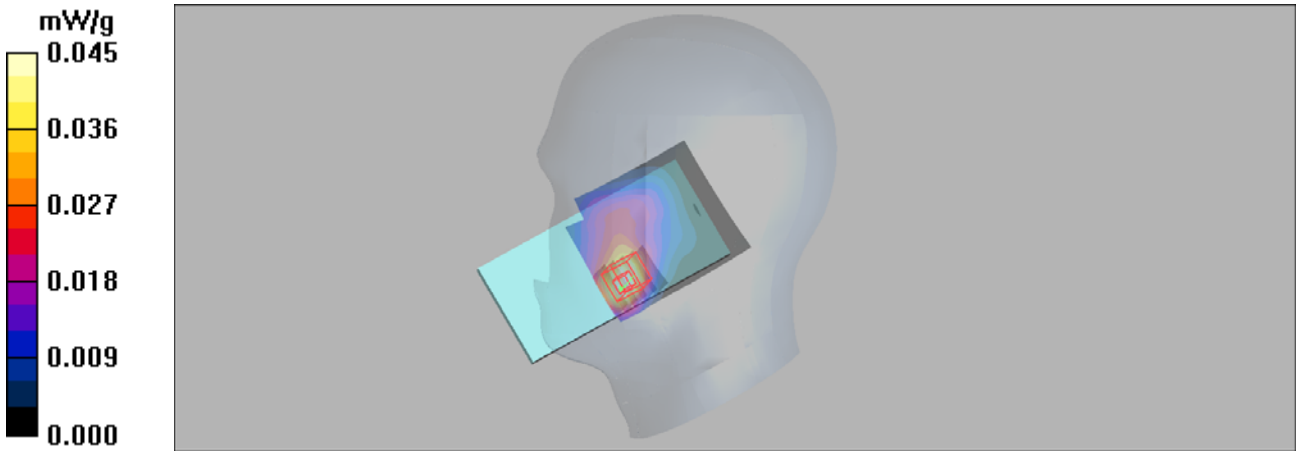

P08_LTE 5_QPSK10M_Right Cheek_20600_1 RB_49 offset

DUT: EUT

Communication System: LTE Band5; Frequency: 844 MHz;Duty Cycle: 1:1
Medium: H835 Medium parameters used: f = 844 MHz; σ = 0.899 mho/m; ε_r = 42.2; ρ = 1000 kg/m^3

DASY4 Configuration:
- Probe: EX3DV4 - SN3838; ConvF(9.6, 9.6, 9.6); Calibrated: 2018/8/30
- Sensor-Surface: 3mm (Mechanical Surface Detection)
- Electronics: DAE4 Sn887; Calibrated: 2018/4/27
- Phantom: SAM 2; Type: QD 000 P40 CB; Serial: TP-1376
- ; Postprocessing SW: SEMCAD, V1.8 Build 186

Test/Area Scan (61x81x1): Measurement grid: dx=15mm, dy=15mm
Maximum value of SAR (interpolated) = 0.136 mW/g

Test/Zoom Scan (5x5x7)/Cube 0: Measurement grid: dx=8mm, dy=8mm, dz=5mm
Reference Value = 5.92 V/m; Power Drift = 0.13 dB
Peak SAR (extrapolated) = 0.158 W/kg
SAR(1 g) = 0.121 mW/g; SAR(10 g) = 0.089 mW/g
Maximum value of SAR (measured) = 0.135 mW/g

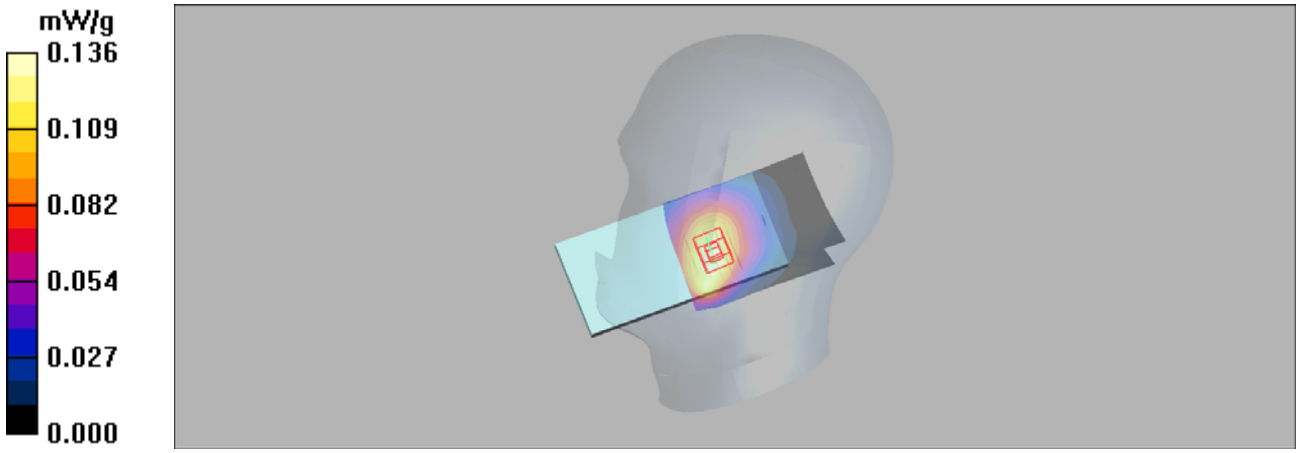

P09_LTE 12_QPSK10M_Right Cheek_23060_25 RB_0 offset

DUT: EUT

Communication System: LTE Band 12; Frequency: 704 MHz;Duty Cycle: 1:1
Medium: H750 Medium parameters used: f = 704 MHz; σ = 0.858 mho/m; ε_r = 40.9; ρ = 1000 kg/m^3

DASY4 Configuration:
- Probe: EX3DV4 - SN3838; ConvF(9.6, 9.6, 9.6); Calibrated: 2018/8/30
- Sensor-Surface: 3mm (Mechanical Surface Detection)
- Electronics: DAE4 Sn887; Calibrated: 2018/4/27
- Phantom: SAM 2; Type: QD 000 P40 CB; Serial: TP-1376
- ; Postprocessing SW: SEMCAD, V1.8 Build 186

Test/Area Scan (61x81x1): Measurement grid: dx=15mm, dy=15mm
Maximum value of SAR (interpolated) = 0.113 mW/g

Test/Zoom Scan (5x5x7)/Cube 0: Measurement grid: dx=8mm, dy=8mm, dz=5mm
Reference Value = 4.96 V/m; Power Drift = 0.04 dB
Peak SAR (extrapolated) = 0.129 W/kg
SAR(1 g) = 0.103 mW/g; SAR(10 g) = 0.079 mW/g
Maximum value of SAR (measured) = 0.114 mW/g



P10_802.11b_Left Tilted_11

DUT: EUT

Communication System: Wlan 802.11b; Frequency: 2462 MHz;Duty Cycle: 1:1
Medium: H2450 Medium parameters used: f = 2462 MHz; σ = 1.8 mho/m; ε_r = 40.2; ρ = 1000 kg/m^3

DASY4 Configuration:
- Probe: ES3DV3 - SN3090; ConvF(4.57, 4.57, 4.57); Calibrated: 2019/4/12
- Sensor-Surface: 3mm (Mechanical Surface Detection)
- Electronics: DAE4 Sn662; Calibrated: 2019/4/11
- Phantom: SAM 2; Type: QD 000 P40 CB; Serial: TP-1376
- ; Postprocessing SW: SEMCAD, V1.8 Build 186

Test/Area Scan (61x81x1): Measurement grid: dx=12mm, dy=12mm
Maximum value of SAR (interpolated) = 0.608 mW/g

Test/Zoom Scan (5x5x7)/Cube 0: Measurement grid: dx=8mm, dy=8mm, dz=5mm
Reference Value = 8.80 V/m; Power Drift = -0.03 dB
Peak SAR (extrapolated) = 0.844 W/kg
SAR(1 g) = 0.330 mW/g; SAR(10 g) = 0.140 mW/g
Maximum value of SAR (measured) = 0.467 mW/g

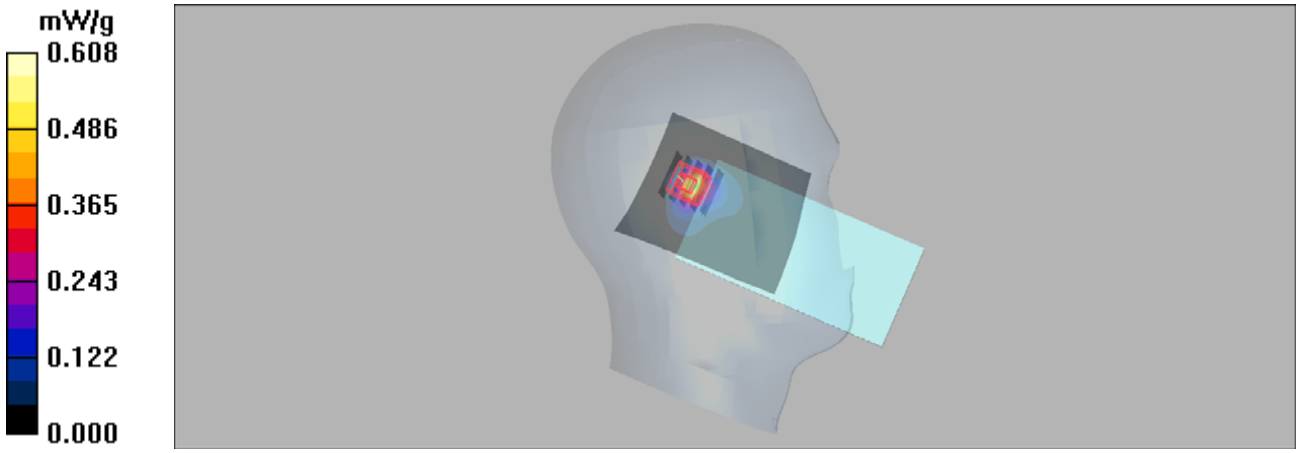

Test Laboratory: UnionTrust Date: 2019/4/9

P11_GSM850_GPRS10_Rear Face_1cm_251

DUT: EUT

Communication System: GPRS 850-2solt; Frequency: 848.8 MHz;Duty Cycle: 1:4
Medium: B850 Medium parameters used: f = 849 MHz; σ = 1.01 mho/m; ε_r = 55.5; ρ = 1000 kg/m^3

DASY4 Configuration:
- Probe: EX3DV4 - SN3838; ConvF(9.61, 9.61, 9.61); Calibrated: 2018/8/30
- Sensor-Surface: 3mm (Mechanical Surface Detection)
- Electronics: DAE4 Sn887; Calibrated: 2018/4/27
- Phantom: SAM 2; Type: QD 000 P40 CB; Serial: TP-1376
- ; Postprocessing SW: SEMCAD, V1.8 Build 186

Test/Area Scan (61x81x1): Measurement grid: dx=15mm, dy=15mm
Maximum value of SAR (interpolated) = 0.292 mW/g

Test/Zoom Scan (5x5x7)/Cube 0: Measurement grid: dx=8mm, dy=8mm, dz=5mm
Reference Value = 14.8 V/m; Power Drift = 0.13 dB
Peak SAR (extrapolated) = 0.341 W/kg
SAR(1 g) = 0.265 mW/g; SAR(10 g) = 0.202 mW/g
Maximum value of SAR (measured) = 0.290 mW/g

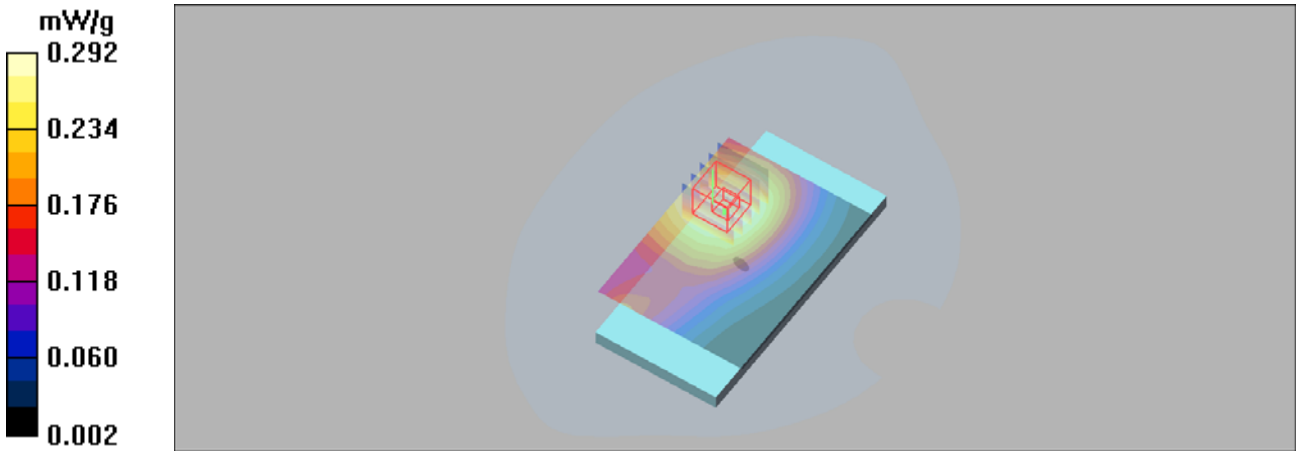

P12_GSM1900_GPRS11_Bottom Side_1cm_512

DUT: EUT

Communication System: GPRS1900-3slots; Frequency: 1850.2 MHz;Duty Cycle: 1:2.67
Medium: B1900 Medium parameters used (interpolated): f = 1850.2 MHz; σ = 1.48 mho/m; ε_r = 53.1; ρ = 1000 kg/m^3

DASY4 Configuration:
- Probe: EX3DV4 - SN3838; ConvF(7.35, 7.35, 7.35); Calibrated: 2018/8/30
- Sensor-Surface: 3mm (Mechanical Surface Detection)
- Electronics: DAE4 Sn887; Calibrated: 2018/4/27
- Phantom: SAM 1; Type: QD 000 P40 CB; Serial: TP/1378
- ; Postprocessing SW: SEMCAD, V1.8 Build 186

Test/Area Scan (61x81x1): Measurement grid: dx=15mm, dy=15mm
Maximum value of SAR (interpolated) = 0.600 mW/g

Test/Zoom Scan (5x5x7)/Cube 0: Measurement grid: dx=8mm, dy=8mm, dz=5mm
Reference Value = 18.1 V/m; Power Drift = -0.02 dB
Peak SAR (extrapolated) = 0.821 W/kg
SAR(1 g) = 0.483 mW/g; SAR(10 g) = 0.252 mW/g
Maximum value of SAR (measured) = 0.597 mW/g

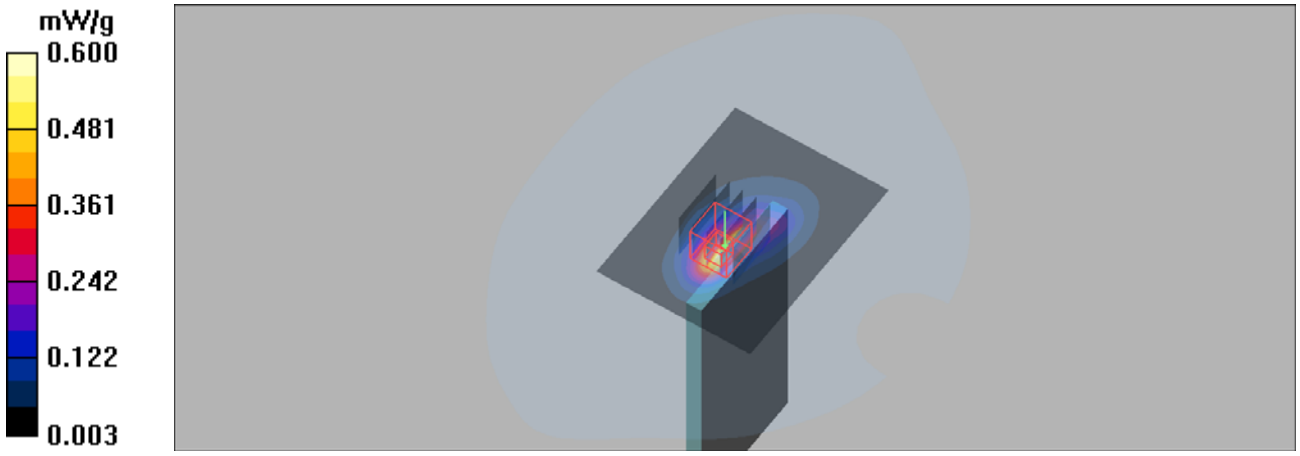

Test Laboratory: UnionTrust Date: 2019/4/4

P13_WCDMA II_RMC12.2K_Botto Side_1cm_9538

DUT: EUT

Communication System: WCDMA Band II; Frequency: 1907.6 MHz;Duty Cycle: 1:1
Medium: B1900 Medium parameters used: f = 1908 MHz; σ = 1.56 mho/m; ε_r = 52.9; ρ = 1000 kg/m^3

DASY4 Configuration:
- Probe: EX3DV4 - SN3838; ConvF(7.35, 7.35, 7.35); Calibrated: 2018/8/30
- Sensor-Surface: 3mm (Mechanical Surface Detection)
- Electronics: DAE4 Sn887; Calibrated: 2018/4/27
- Phantom: SAM 1; Type: QD 000 P40 CB; Serial: TP/1378
- ; Postprocessing SW: SEMCAD, V1.8 Build 186

Test/Area Scan (61x81x1): Measurement grid: dx=15mm, dy=15mm
Maximum value of SAR (interpolated) = 1.12 mW/g

Test/Zoom Scan (5x5x7)/Cube 0: Measurement grid: dx=8mm, dy=8mm, dz=5mm
Reference Value = 22.5 V/m; Power Drift = 0.02 dB
Peak SAR (extrapolated) = 1.46 W/kg
SAR(1 g) = 0.869 mW/g; SAR(10 g) = 0.456 mW/g
Maximum value of SAR (measured) = 1.10 mW/g

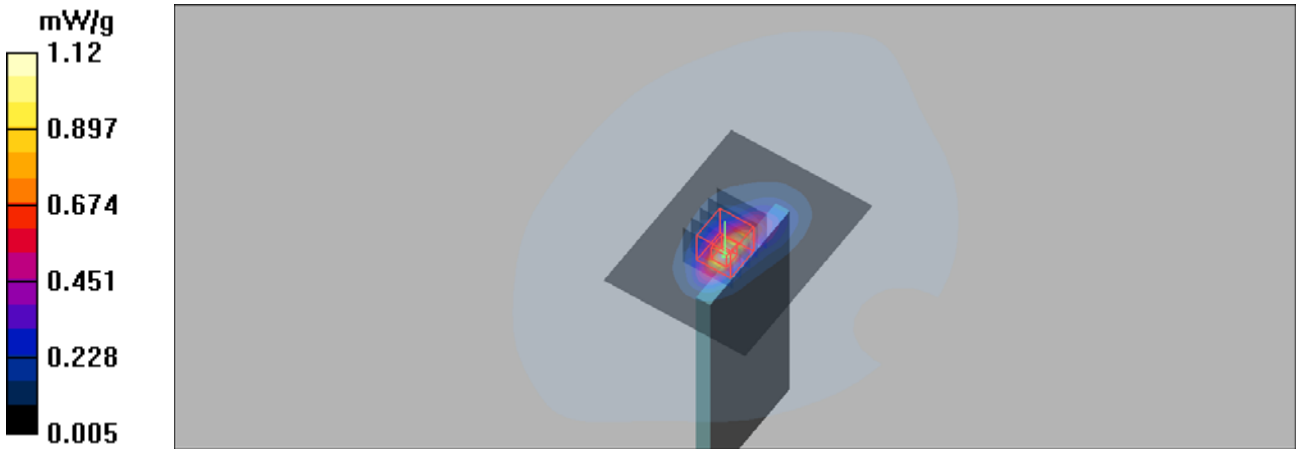

P14_WCDMA IV_RMC12.2K_Bottom Side_1cm_1513

DUT: EUT

Communication System: WCDMA Band IV; Frequency: 1752.6 MHz;Duty Cycle: 1:1
Medium: B1750 Medium parameters used: f = 1753 MHz; σ = 1.47 mho/m; ε_r = 54.2; ρ = 1000 kg/m^3

DASY4 Configuration:
- Probe: ES3DV3 - SN3090; ConvF(4.95, 4.95, 4.95); Calibrated: 2019/4/12
- Sensor-Surface: 3mm (Mechanical Surface Detection)
- Electronics: DAE4 Sn662; Calibrated: 2019/4/11
- Phantom: SAM 1; Type: QD 000 P40 CB; Serial: TP/1378
- ; Postprocessing SW: SEMCAD, V1.8 Build 186

Test/Area Scan (61x71x1): Measurement grid: dx=15mm, dy=15mm
Maximum value of SAR (interpolated) = 0.429 mW/g

Test/Zoom Scan (5x5x7)/Cube 0: Measurement grid: dx=8mm, dy=8mm, dz=5mm
Reference Value = 14.9 V/m; Power Drift = -0.02 dB
Peak SAR (extrapolated) = 0.582 W/kg
SAR(1 g) = 0.333 mW/g; SAR(10 g) = 0.176 mW/g
Maximum value of SAR (measured) = 0.416 mW/g

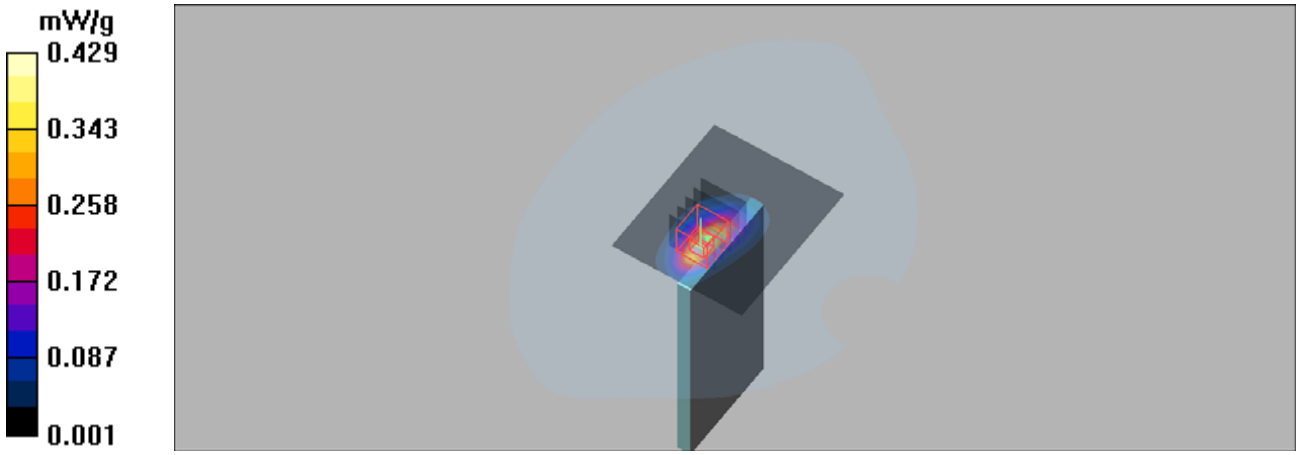

Test Laboratory: UnionTrust Date: 2019/4/9

P15_WCDMA V_RMC12.2K_Rear Face_1cm_4182

DUT: EUT

Communication System: WCDMA Band V; Frequency: 836.4 MHz;Duty Cycle: 1:1
Medium: B850 Medium parameters used (interpolated): f = 836.4 MHz; σ = 0.993 mho/m; ε_r = 55.6; ρ = 1000 kg/m^3

DASY4 Configuration:
- Probe: EX3DV4 - SN3838; ConvF(9.61, 9.61, 9.61); Calibrated: 2018/8/30
- Sensor-Surface: 3mm (Mechanical Surface Detection)
- Electronics: DAE4 Sn887; Calibrated: 2018/4/27
- Phantom: SAM 2; Type: QD 000 P40 CB; Serial: TP-1376
- ; Postprocessing SW: SEMCAD, V1.8 Build 186

Test/Area Scan (61x81x1): Measurement grid: dx=15mm, dy=15mm
Maximum value of SAR (interpolated) = 0.263 mW/g

Test/Zoom Scan (5x5x7)/Cube 0: Measurement grid: dx=8mm, dy=8mm, dz=5mm
Reference Value = 15.8 V/m; Power Drift = -0.02 dB
Peak SAR (extrapolated) = 0.306 W/kg
SAR(1 g) = 0.240 mW/g; SAR(10 g) = 0.183 mW/g
Maximum value of SAR (measured) = 0.264 mW/g

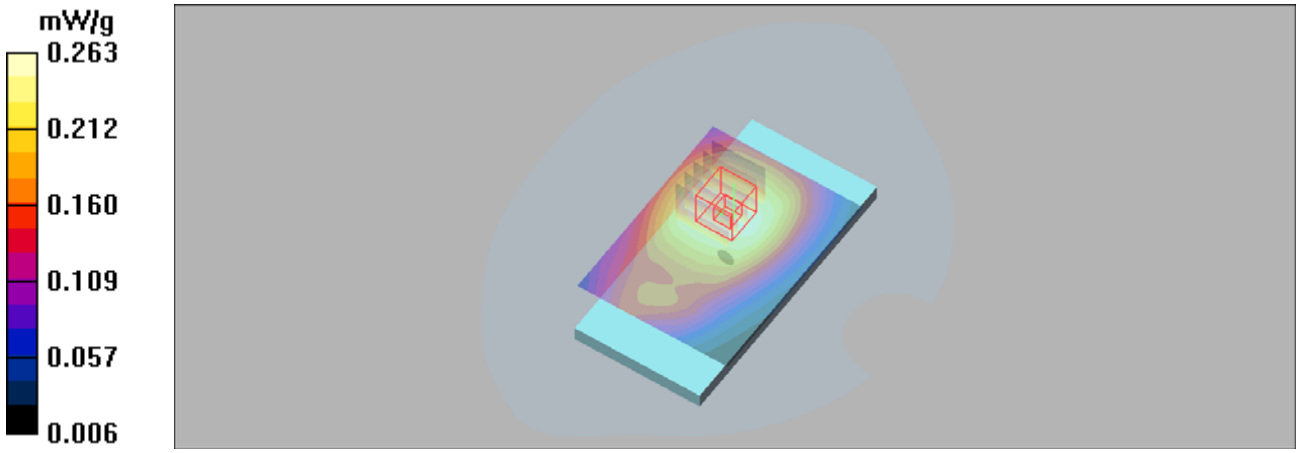

Test Laboratory: UnionTrust Date: 2019/4/4

P16_LTE 2_QPSK20M_Bottom Side_1cm_19100_1 RB_0 offset

DUT: EUT

Communication System: LTE Band 2; Frequency: 1900 MHz;Duty Cycle: 1:1
Medium: B1900 Medium parameters used: f = 1900 MHz; σ = 1.55 mho/m; ε_r = 52.9; ρ = 1000 kg/m^3

DASY4 Configuration:
- Probe: EX3DV4 - SN3838; ConvF(7.35, 7.35, 7.35); Calibrated: 2018/8/30
- Sensor-Surface: 3mm (Mechanical Surface Detection)
- Electronics: DAE4 Sn887; Calibrated: 2018/4/27
- Phantom: SAM 1; Type: QD 000 P40 CB; Serial: TP/1378
- ; Postprocessing SW: SEMCAD, V1.8 Build 186

Test/Area Scan (61x81x1): Measurement grid: dx=15mm, dy=15mm
Maximum value of SAR (interpolated) = 1.24 mW/g

Test/Zoom Scan (5x5x7)/Cube 0: Measurement grid: dx=8mm, dy=8mm, dz=5mm
Reference Value = 25.1 V/m; Power Drift = 0.08 dB
Peak SAR (extrapolated) = 1.71 W/kg
SAR(1 g) = 1.01 mW/g; SAR(10 g) = 0.529 mW/g
Maximum value of SAR (measured) = 1.24 mW/g

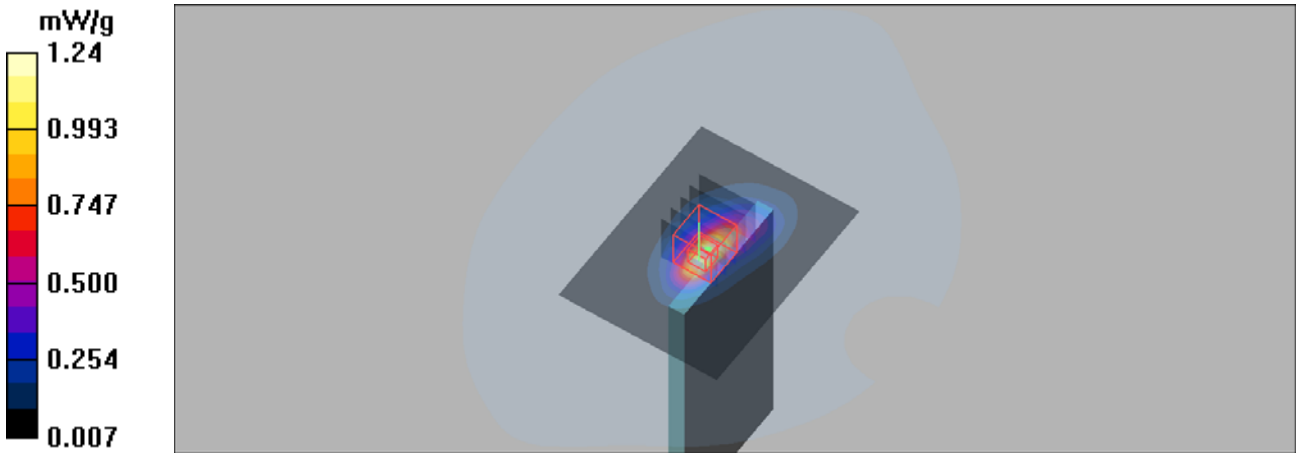

P17_LTE 4_QPSK20M_Bottom Side_1cm_20175_1 RB_0 offset

DUT: EUT

Communication System: LTE Band 4&20M; Frequency: 1720 MHz;Duty Cycle: 1:1
Medium: B1750 Medium parameters used: f = 1720 MHz; σ = 1.43 mho/m; ε_r = 54.3; ρ = 1000 kg/m^3

DASY4 Configuration:
- Probe: ES3DV3 - SN3090; ConvF(4.95, 4.95, 4.95); Calibrated: 2019/4/12
- Sensor-Surface: 3mm (Mechanical Surface Detection)
- Electronics: DAE4 Sn662; Calibrated: 2019/4/11
- Phantom: SAM 1; Type: QD 000 P40 CB; Serial: TP/1378
- ; Postprocessing SW: SEMCAD, V1.8 Build 186

Test/Area Scan (61x71x1): Measurement grid: dx=15mm, dy=15mm
Maximum value of SAR (interpolated) = 0.601 mW/g

Test/Zoom Scan (5x5x7)/Cube 0: Measurement grid: dx=8mm, dy=8mm, dz=5mm
Reference Value = 18.0 V/m; Power Drift = 0.01 dB
Peak SAR (extrapolated) = 0.782 W/kg
SAR(1 g) = 0.452 mW/g; SAR(10 g) = 0.242 mW/g
Maximum value of SAR (measured) = 0.551 mW/g

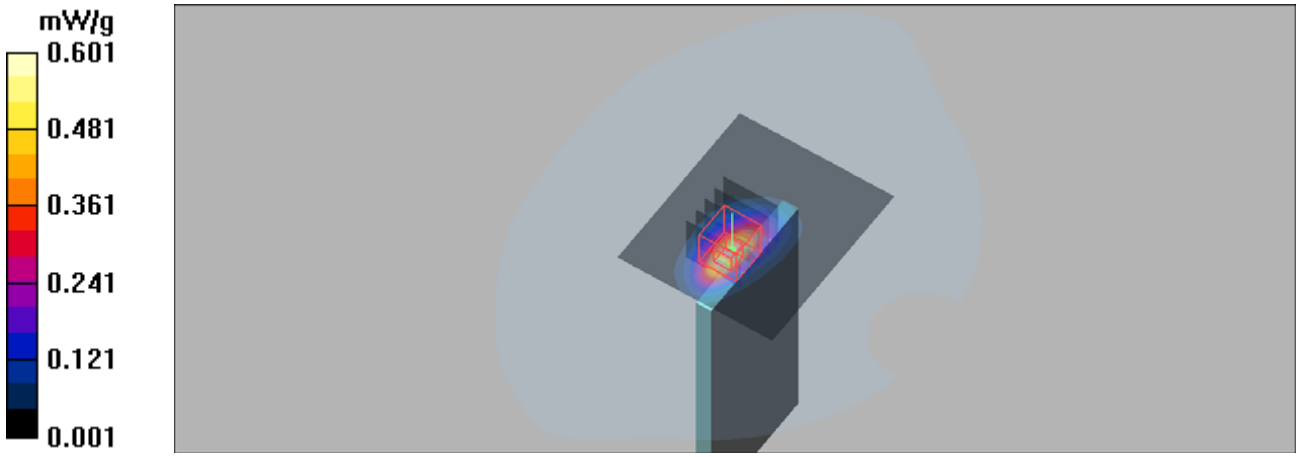

Test Laboratory: UnionTrust Date: 2019/4/9

P18_LTE 5_QPSK10M_Rear Face_1cm_20600_1RB_ 49 offset

DUT: EUT

Communication System: LTE Band5; Frequency: 844 MHz;Duty Cycle: 1:1
Medium: B850 Medium parameters used: f = 844 MHz; σ = 1 mho/m; ε_r = 55.5; ρ = 1000 kg/m^3

DASY4 Configuration:
- Probe: EX3DV4 - SN3838; ConvF(9.61, 9.61, 9.61); Calibrated: 2018/8/30
- Sensor-Surface: 3mm (Mechanical Surface Detection)
- Electronics: DAE4 Sn887; Calibrated: 2018/4/27
- Phantom: SAM 2; Type: QD 000 P40 CB; Serial: TP-1376
- ; Postprocessing SW: SEMCAD, V1.8 Build 186

Test/Area Scan (61x81x1): Measurement grid: dx=15mm, dy=15mm
Maximum value of SAR (interpolated) = 0.222 mW/g

Test/Zoom Scan (5x5x7)/Cube 0: Measurement grid: dx=8mm, dy=8mm, dz=5mm
Reference Value = 14.4 V/m; Power Drift = -0.02 dB
Peak SAR (extrapolated) = 0.259 W/kg
SAR(1 g) = 0.203 mW/g; SAR(10 g) = 0.155 mW/g
Maximum value of SAR (measured) = 0.222 mW/g

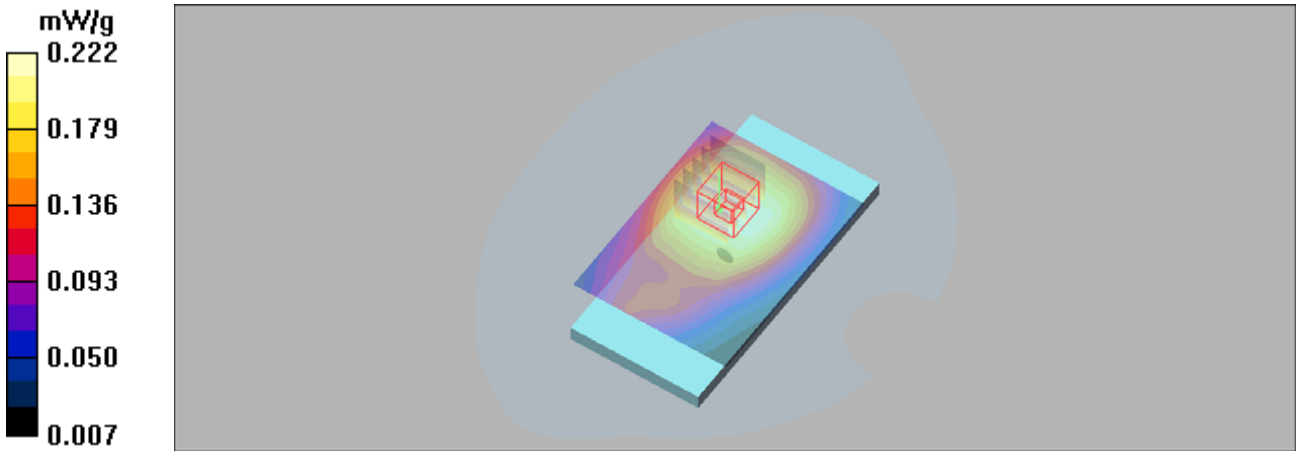

Test Laboratory: UnionTrust Date: 2019/4/10

P19_LTE 12_QPSK10M_Right Side_1cm_23130_1RB_ 49 offset

DUT: EUT

Communication System: LTE Band 12; Frequency: 711 MHz;Duty Cycle: 1:1
Medium: B750 Medium parameters used: f = 711 MHz; σ = 0.933 mho/m; ε_r = 55.5; ρ = 1000 kg/m^3

DASY4 Configuration:
- Probe: EX3DV4 - SN3838; ConvF(9.61, 9.61, 9.61); Calibrated: 2018/8/30
- Sensor-Surface: 3mm (Mechanical Surface Detection)
- Electronics: DAE4 Sn887; Calibrated: 2018/4/27
- Phantom: SAM 2; Type: QD 000 P40 CB; Serial: TP-1376
- ; Postprocessing SW: SEMCAD, V1.8 Build 186

Test/Area Scan (61x81x1): Measurement grid: dx=15mm, dy=15mm
Maximum value of SAR (interpolated) = 0.189 mW/g

Test/Zoom Scan (5x5x7)/Cube 0: Measurement grid: dx=8mm, dy=8mm, dz=5mm
Reference Value = 11.9 V/m; Power Drift = 0.10 dB
Peak SAR (extrapolated) = 0.232 W/kg
SAR(1 g) = 0.164 mW/g; SAR(10 g) = 0.114 mW/g
Maximum value of SAR (measured) = 0.188 mW/g

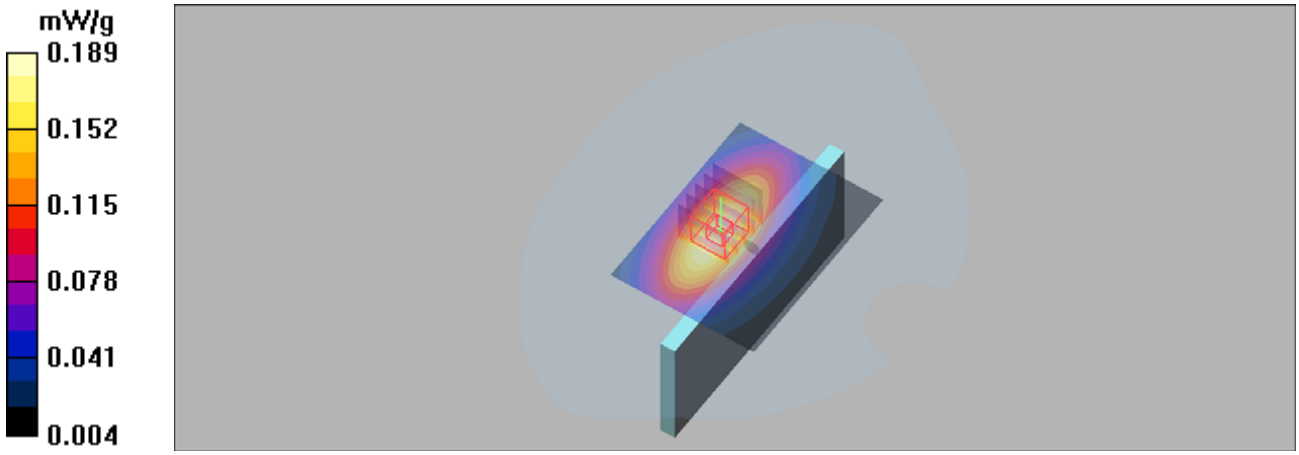

P20_802.11b_Right Side_11_10mm

DUT: EUT

Communication System: Wlan 802.11b; Frequency: 2462 MHz;Duty Cycle: 1:1
Medium: B2450 Medium parameters used: f = 2462 MHz; σ = 1.99 mho/m; ε_r = 51.7; ρ = 1000 kg/m^3

DASY4 Configuration:
- Probe: ES3DV3 - SN3090; ConvF(4.47, 4.47, 4.47); Calibrated: 2019/4/12
- Sensor-Surface: 3mm (Mechanical Surface Detection)
- Electronics: DAE4 Sn662; Calibrated: 2019/4/11
- Phantom: SAM 1; Type: QD 000 P40 CB; Serial: TP/1378
- ; Postprocessing SW: SEMCAD, V1.8 Build 186

Test/Area Scan (61x81x1): Measurement grid: dx=12mm, dy=12mm
Maximum value of SAR (interpolated) = 0.085 mW/g

Test/Zoom Scan (5x5x7)/Cube 0: Measurement grid: dx=8mm, dy=8mm, dz=5mm
Reference Value = 4.69 V/m; Power Drift = 0.18 dB
Peak SAR (extrapolated) = 0.133 W/kg
SAR(1 g) = 0.069 mW/g; SAR(10 g) = 0.036 mW/g
Maximum value of SAR (measured) = 0.087 mW/g

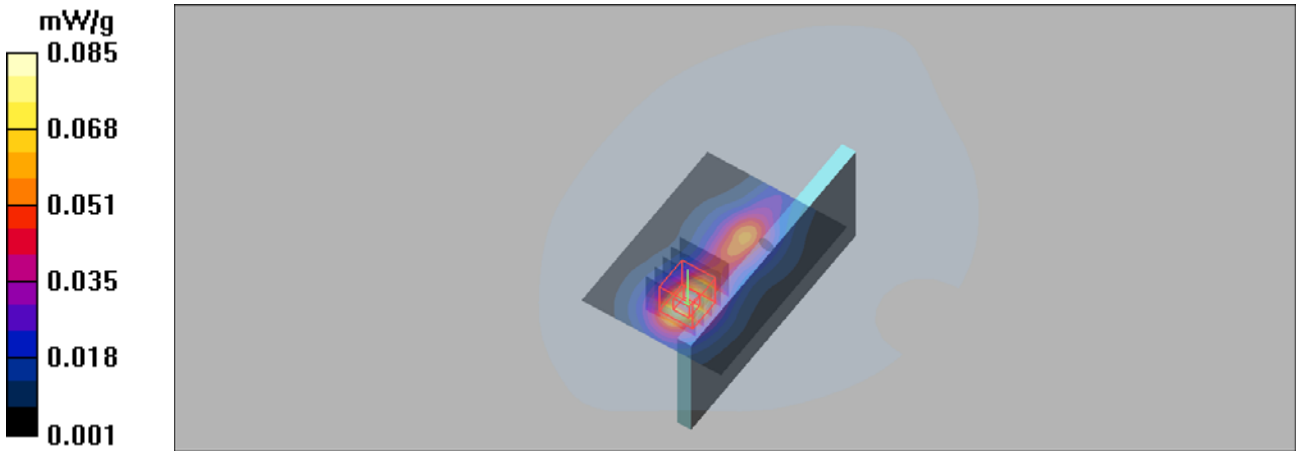

Test Laboratory: UnionTrust Date: 2019/4/4

P21_GSM1900_GPRS11_Rear Face_1cm_512

DUT: EUT

Communication System: GPRS1900-3slots; Frequency: 1850.2 MHz;Duty Cycle: 1:2.67
Medium: B1900 Medium parameters used (interpolated): f = 1850.2 MHz; σ = 1.48 mho/m; ε_r = 53.1; ρ = 1000 kg/m^3

DASY4 Configuration:
- Probe: EX3DV4 - SN3838; ConvF(7.35, 7.35, 7.35); Calibrated: 2018/8/30
- Sensor-Surface: 3mm (Mechanical Surface Detection)
- Electronics: DAE4 Sn887; Calibrated: 2018/4/27
- Phantom: SAM 1; Type: QD 000 P40 CB; Serial: TP/1378
- ; Postprocessing SW: SEMCAD, V1.8 Build 186

Test/Area Scan (61x81x1): Measurement grid: dx=15mm, dy=15mm
Maximum value of SAR (interpolated) = 0.403 mW/g

Test/Zoom Scan (5x5x7)/Cube 0: Measurement grid: dx=8mm, dy=8mm, dz=5mm
Reference Value = 4.50 V/m; Power Drift = -0.01 dB
Peak SAR (extrapolated) = 0.574 W/kg
SAR(1 g) = 0.351 mW/g; SAR(10 g) = 0.205 mW/g
Maximum value of SAR (measured) = 0.415 mW/g

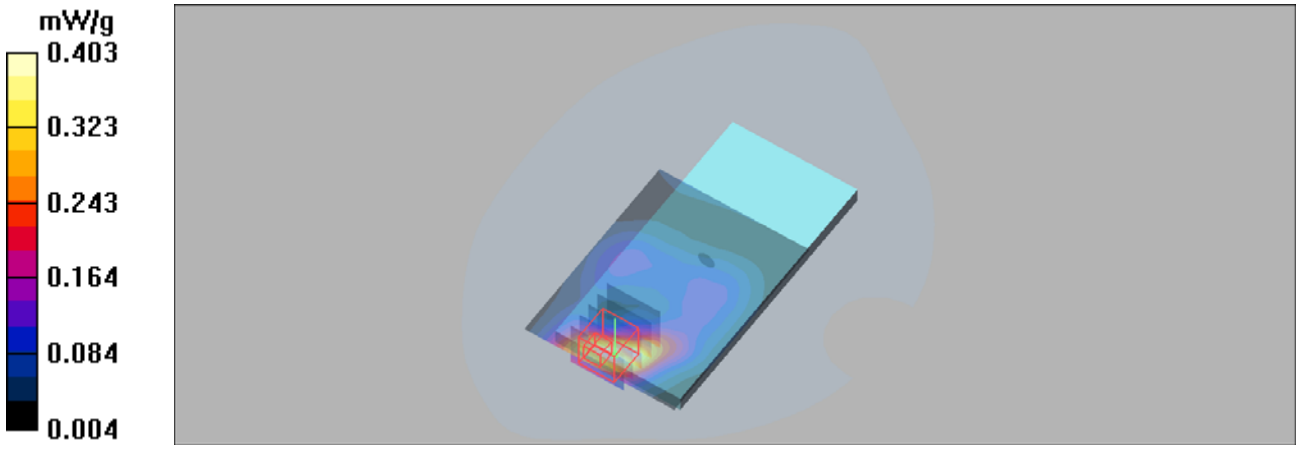

Test Laboratory: UnionTrust Date: 2019/4/4

P22_WCDMA II_RMC12.2K_Rear Face_1cm_9262

DUT: EUT

Communication System: WCDMA Band II; Frequency: 1852.4 MHz;Duty Cycle: 1:1
Medium: B1900 Medium parameters used (interpolated): f = 1852.4 MHz; σ = 1.49 mho/m; ε_r = 53.1; ρ = 1000 kg/m^3

DASY4 Configuration:
- Probe: EX3DV4 - SN3838; ConvF(7.35, 7.35, 7.35); Calibrated: 2018/8/30
- Sensor-Surface: 3mm (Mechanical Surface Detection)
- Electronics: DAE4 Sn887; Calibrated: 2018/4/27
- Phantom: SAM 1; Type: QD 000 P40 CB; Serial: TP/1378
- ; Postprocessing SW: SEMCAD, V1.8 Build 186

Test/Area Scan (61x81x1): Measurement grid: dx=15mm, dy=15mm
Maximum value of SAR (interpolated) = 0.718 mW/g

Test/Zoom Scan (5x5x7)/Cube 0: Measurement grid: dx=8mm, dy=8mm, dz=5mm
Reference Value = 8.74 V/m; Power Drift = -0.03 dB
Peak SAR (extrapolated) = 0.937 W/kg
SAR(1 g) = 0.574 mW/g; SAR(10 g) = 0.337 mW/g
Maximum value of SAR (measured) = 0.701 mW/g

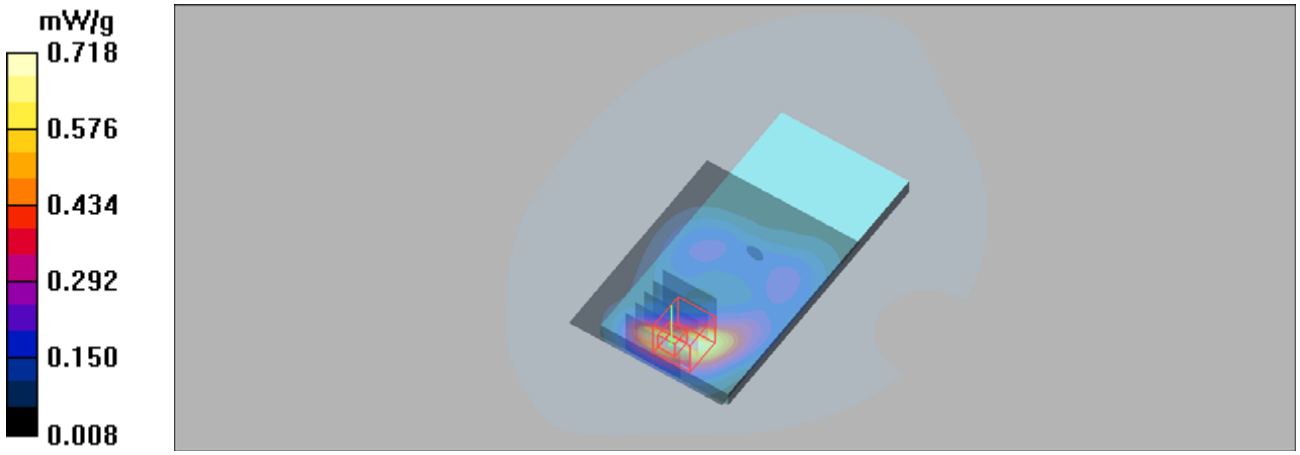

P23_WCDMA IV_RMC12.2K_Rear Face_1cm_1513

DUT: EUT

Communication System: WCDMA Band IV; Frequency: 1752.6 MHz;Duty Cycle: 1:1
Medium: B1750 Medium parameters used: f = 1753 MHz; σ = 1.47 mho/m; ε_r = 54.2; ρ = 1000 kg/m^3

DASY4 Configuration:
- Probe: ES3DV3 - SN3090; ConvF(4.95, 4.95, 4.95); Calibrated: 2019/4/12
- Sensor-Surface: 3mm (Mechanical Surface Detection)
- Electronics: DAE4 Sn662; Calibrated: 2019/4/11
- Phantom: SAM 1; Type: QD 000 P40 CB; Serial: TP/1378
- ; Postprocessing SW: SEMCAD, V1.8 Build 186

Test/Area Scan (61x71x1): Measurement grid: dx=15mm, dy=15mm
Maximum value of SAR (interpolated) = 0.277 mW/g

Test/Zoom Scan (5x5x7)/Cube 0: Measurement grid: dx=8mm, dy=8mm, dz=5mm
Reference Value = 4.21 V/m; Power Drift = -0.04 dB
Peak SAR (extrapolated) = 0.383 W/kg
SAR(1 g) = 0.222 mW/g; SAR(10 g) = 0.121 mW/g
Maximum value of SAR (measured) = 0.274 mW/g

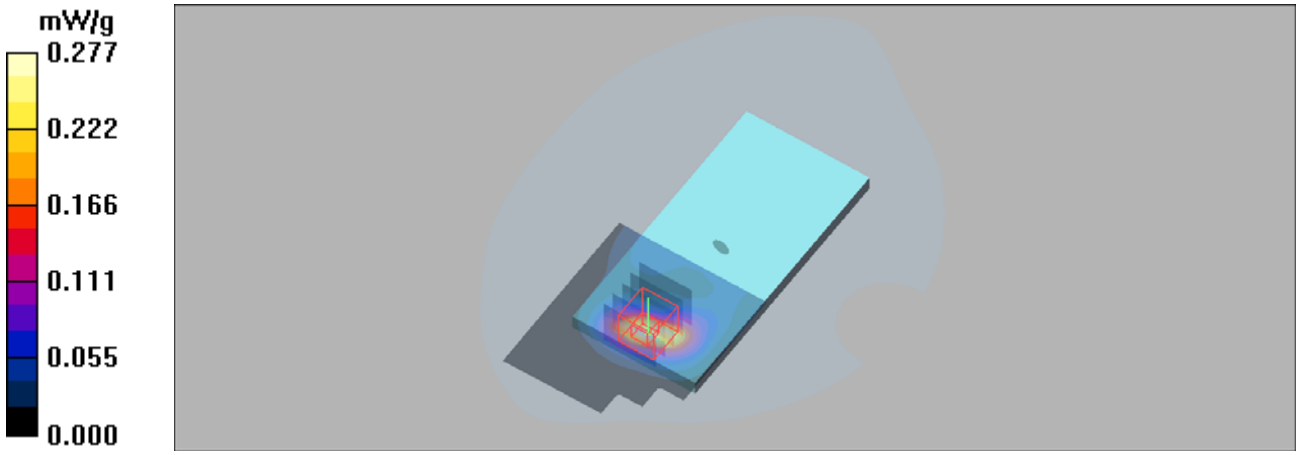

P24_LTE 2_QPSK20M_Rear Face_1cm_18900_1 RB_0 offset

DUT: EUT

Communication System: LTE Band 2; Frequency: 1880 MHz;Duty Cycle: 1:1
Medium: B1900 Medium parameters used: f = 1880 MHz; σ = 1.53 mho/m; ε_r = 53; ρ = 1000 kg/m^3

DASY4 Configuration:
- Probe: EX3DV4 - SN3838; ConvF(7.35, 7.35, 7.35); Calibrated: 2018/8/30
- Sensor-Surface: 3mm (Mechanical Surface Detection)
- Electronics: DAE4 Sn887; Calibrated: 2018/4/27
- Phantom: SAM 1; Type: QD 000 P40 CB; Serial: TP/1378
- ; Postprocessing SW: SEMCAD, V1.8 Build 186

Test/Area Scan (61x81x1): Measurement grid: dx=15mm, dy=15mm
Maximum value of SAR (interpolated) = 0.867 mW/g

Test/Zoom Scan (5x5x7)/Cube 0: Measurement grid: dx=8mm, dy=8mm, dz=5mm
Reference Value = 10.8 V/m; Power Drift = -0.07 dB
Peak SAR (extrapolated) = 1.18 W/kg
SAR(1 g) = 0.718 mW/g; SAR(10 g) = 0.412 mW/g
Maximum value of SAR (measured) = 0.871 mW/g

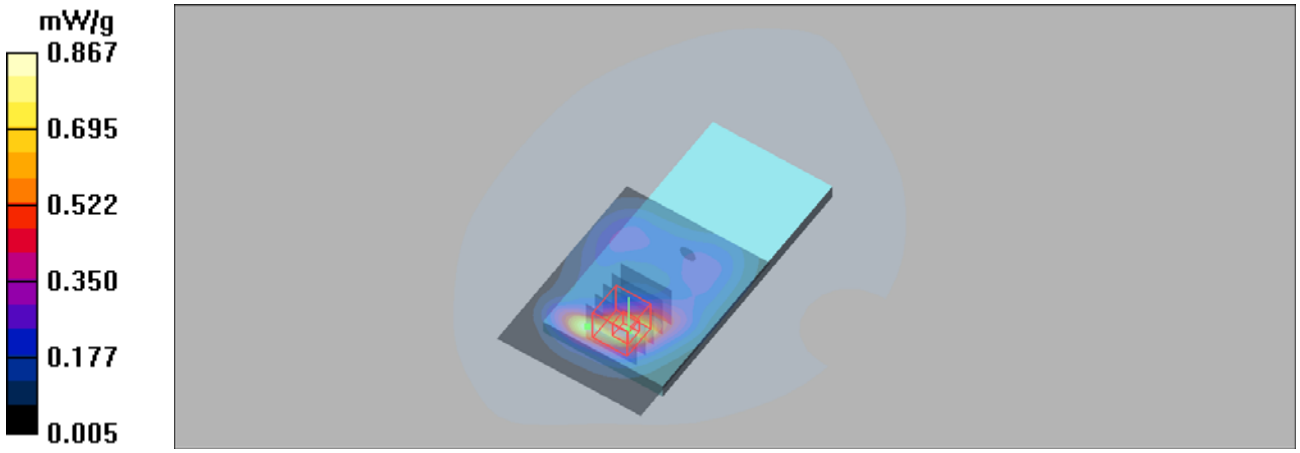

P25_LTE 4_QPSK20M_Rear Face_1cm_20175_1 RB_0 offset

DUT: EUT

Communication System: LTE Band 4&20M; Frequency: 1732.5 MHz;Duty Cycle: 1:1
Medium: B1750 Medium parameters used (interpolated): f = 1732.5 MHz; σ = 1.44 mho/m; ε_r = 54.3; ρ = 1000 kg/m^3

DASY4 Configuration:
- Probe: ES3DV3 - SN3090; ConvF(4.95, 4.95, 4.95); Calibrated: 2019/4/12
- Sensor-Surface: 3mm (Mechanical Surface Detection)
- Electronics: DAE4 Sn662; Calibrated: 2019/4/11
- Phantom: SAM 1; Type: QD 000 P40 CB; Serial: TP/1378
- ; Postprocessing SW: SEMCAD, V1.8 Build 186

Test/Area Scan (61x71x1): Measurement grid: dx=15mm, dy=15mm
Maximum value of SAR (interpolated) = 0.347 mW/g

Test/Zoom Scan (5x5x7)/Cube 0: Measurement grid: dx=8mm, dy=8mm, dz=5mm
Reference Value = 3.21 V/m; Power Drift = 0.108 dB
Peak SAR (extrapolated) = 0.483 W/kg
SAR(1 g) = 0.279 mW/g; SAR(10 g) = 0.151 mW/g
Maximum value of SAR (measured) = 0.341 mW/g

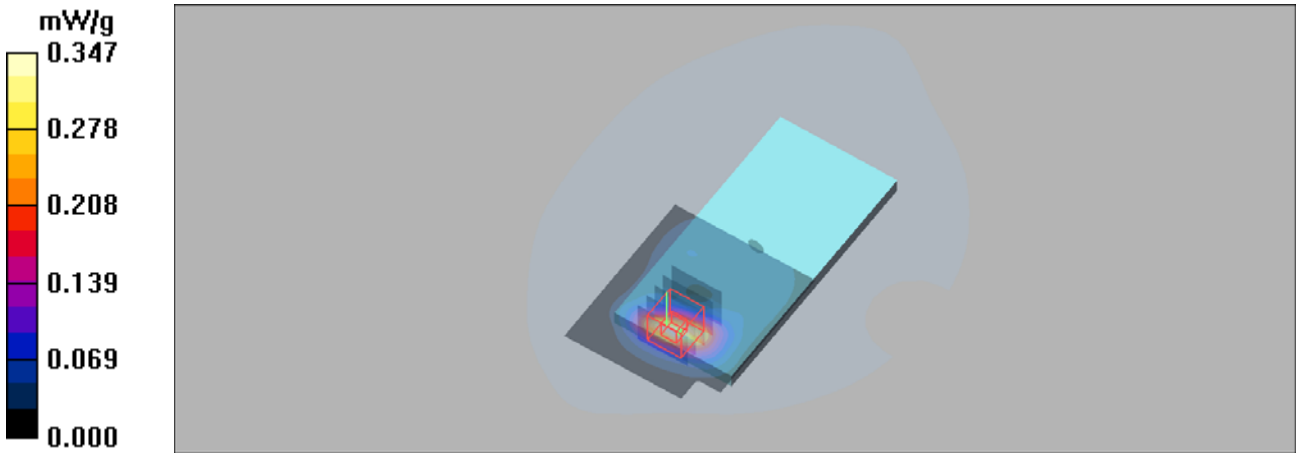

P26_802.11b_Rear Face_11_10mm

DUT: EUT

Communication System: Wlan 802.11b; Frequency: 2462 MHz;Duty Cycle: 1:1
Medium: B2450 Medium parameters used: f = 2462 MHz; σ = 1.99 mho/m; ε_r = 51.7; ρ = 1000 kg/m^3

DASY4 Configuration:
- Probe: ES3DV3 - SN3090; ConvF(4.47, 4.47, 4.47); Calibrated: 2019/4/12
- Sensor-Surface: 3mm (Mechanical Surface Detection)
- Electronics: DAE4 Sn662; Calibrated: 2019/4/11
- Phantom: SAM 1; Type: QD 000 P40 CB; Serial: TP/1378
- ; Postprocessing SW: SEMCAD, V1.8 Build 186

Test/Area Scan (61x81x1): Measurement grid: dx=12mm, dy=12mm
Maximum value of SAR (interpolated) = 0.093 mW/g
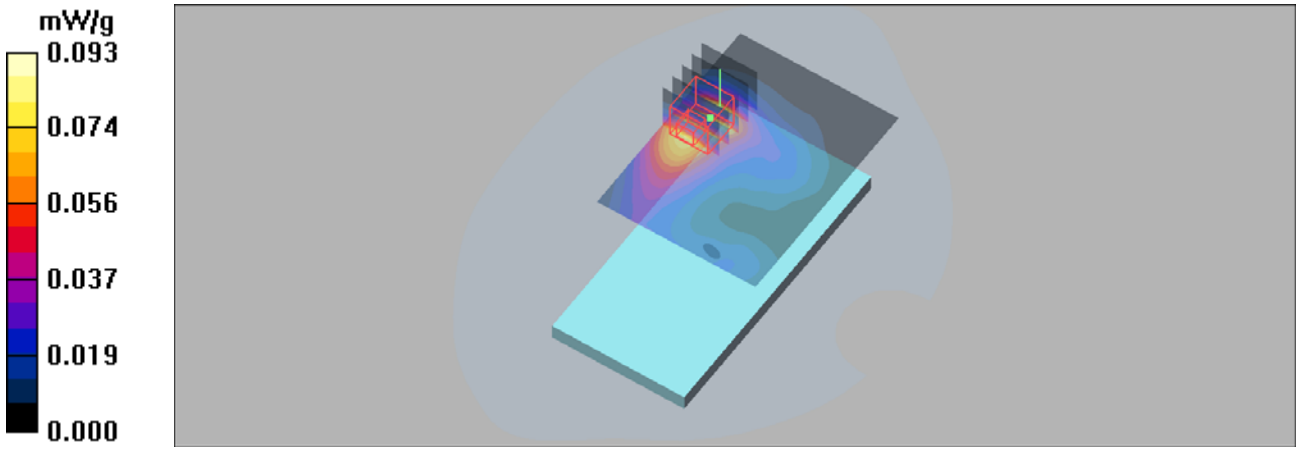
Test/Zoom Scan (5x5x7)/Cube 0: Measurement grid: dx=8mm, dy=8mm, dz=5mm
Reference Value = 2.42 V/m; Power Drift = 0.06 dB
Peak SAR (extrapolated) = 0.143 W/kg
SAR(1 g) = 0.065 mW/g; SAR(10 g) = 0.034 mW/g
Maximum value of SAR (measured) = 0.086 mW/g