Test Laboratory: UnionTrust Date/Time: 2023/4/13

GSM850_GPRS10_Left Cheek_128

DUT: EUT

Communication System: GPRS 850-2solt; Frequency: 824.2 MHz;Duty Cycle: 1:4
Medium: H835 Medium parameters used : f = 824.2 MHz; σ = 0.929 mho/m; ε_r = 40.5; ρ = 1000 kg/m^3

DASY4 Configuration:
- Probe: ES3DV3 - SN3090; ConvF(6.25, 6.25, 6.25); Calibrated: 2023/3/15
- Sensor-Surface: 3mm (Mechanical Surface Detection)
- Electronics: DAE4 Sn662; Calibrated: 2023/3/8
- Phantom: SAM 1; Type: QD 000 P40 CB; Serial: TP/1378
- Postprocessing SW: SEMCAD, V1.8 Build 186

Area Scan (71x81x1): Measurement grid: dx=15mm, dy=15mm
Maximum value of SAR (interpolated) = 0.004 mW/g

Zoom Scan (5x5x7)/Cube 0: Measurement grid: dx=8mm, dy=8mm, dz=5mm
Reference Value = 0.000 V/m; Power Drift = 0.100 dB
Peak SAR (extrapolated) = 0.005 W/kg
SAR(1 g) = 0.00323 mW/g; SAR(10 g) = 0.00232 mW/g
Maximum value of SAR (measured) = 0.004 mW/g

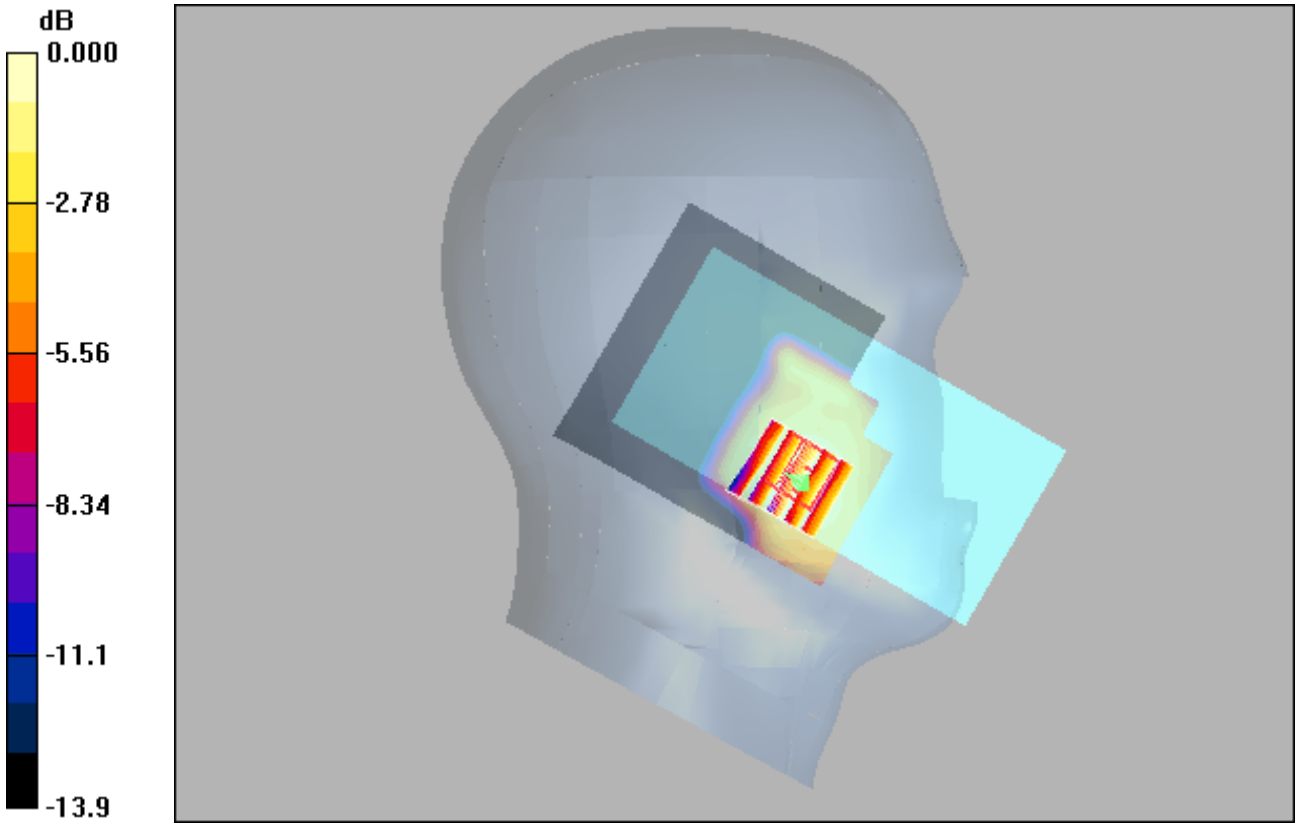

0 dB = 0.004mW/g

GSM1900_GPRS11_Left Cheek_512

DUT: EUT

Communication System: GPRS1900-3slots; Frequency: 1850.2 MHz;Duty Cycle: 1:2.67
Medium: H1900 Medium parameters used : f = 1850.2 MHz; σ = 1.43 mho/m; ε_r = 40; ρ = 1000 kg/m^3

DASY4 Configuration:
- Probe: ES3DV3 - SN3090; ConvF(5.11, 5.11, 5.11); Calibrated: 2023/3/15
- Sensor-Surface: 3mm (Mechanical Surface Detection)
- Electronics: DAE4 Sn662; Calibrated: 2023/3/8
- Phantom: SAM 1; Type: QD 000 P40 CB; Serial: TP/1378
- Postprocessing SW: SEMCAD, V1.8 Build 186

Area Scan (71x81x1): Measurement grid: dx=15mm, dy=15mm
Maximum value of SAR (interpolated) = 0.060 mW/g

Zoom Scan (5x5x7)/Cube 0: Measurement grid: dx=8mm, dy=8mm, dz=5mm
Reference Value = 2.19 V/m; Power Drift = 0.061 dB
Peak SAR (extrapolated) = 0.079 W/kg
SAR(1 g) = 0.051 mW/g; SAR(10 g) = 0.031 mW/g
Maximum value of SAR (measured) = 0.060 mW/g



0 dB = 0.060mW/g

Test Laboratory: UnionTrust Date/Time: 2023/4/17

WCMDA II_RMC12.2K_Right Cheek_9400

DUT: EUT

Communication System: WCDMA Band II; Frequency: 1880 MHz;Duty Cycle: 1:1
Medium: H1900 Medium parameters used: f = 1880 MHz; σ = 1.44 mho/m; ε_r = 40.1; ρ = 1000 kg/m^3

DASY4 Configuration:
- Probe: ES3DV3 - SN3090; ConvF(5.11, 5.11, 5.11); Calibrated: 2023/3/15
- Sensor-Surface: 3mm (Mechanical Surface Detection)
- Electronics: DAE4 Sn662; Calibrated: 2023/3/8
- Phantom: SAM 1; Type: QD 000 P40 CB; Serial: TP/1378
- Postprocessing SW: SEMCAD, V1.8 Build 186

Area Scan (71x81x1): Measurement grid: dx=15mm, dy=15mm
Maximum value of SAR (interpolated) = 0.026 mW/g

Zoom Scan (5x5x7)/Cube 0: Measurement grid: dx=8mm, dy=8mm, dz=5mm
Reference Value = 1.04 V/m; Power Drift = 0.039 dB
Peak SAR (extrapolated) = 0.033 W/kg
SAR(1 g) = 0.021 mW/g; SAR(10 g) = 0.013 mW/g
Maximum value of SAR (measured) = 0.025 mW/g

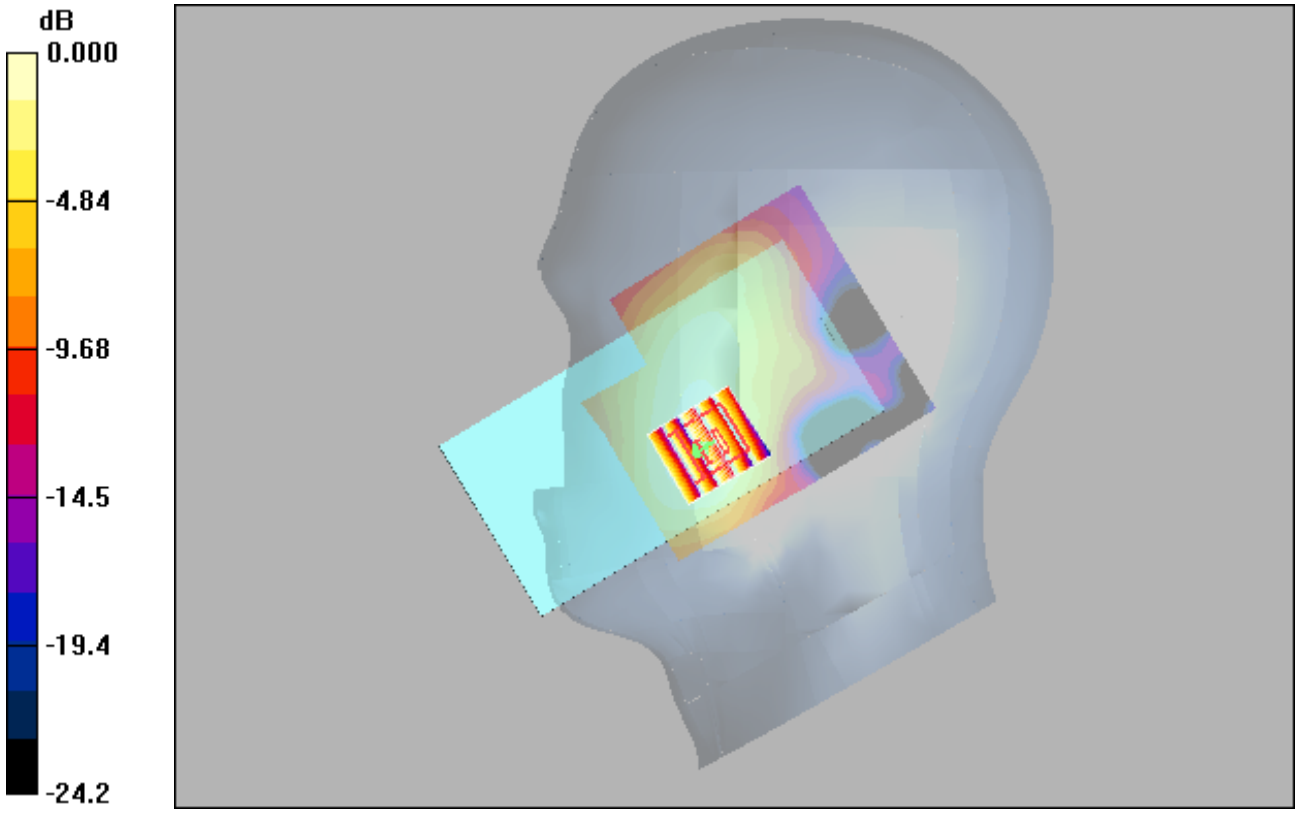

0 dB = 0.025mW/g

Test Laboratory: UnionTrust Date/Time: 2023/4/11

WCMDA IV_RMC12.2K_Left Cheek_1413

DUT: EUT

Communication System: WCDMA Band IV; Frequency: 1732.6 MHz;Duty Cycle: 1:1
Medium: H1750 Medium parameters used: f = 1733 MHz; σ = 1.29 mho/m; ε_r = 40.7; ρ = 1000 kg/m^3

DASY4 Configuration:
- Probe: ES3DV3 - SN3090; ConvF(5.37, 5.37, 5.37); Calibrated: 2023/3/15
- Sensor-Surface: 3mm (Mechanical Surface Detection)
- Electronics: DAE4 Sn662; Calibrated: 2023/3/8
- Phantom: SAM 1; Type: QD 000 P40 CB; Serial: TP/1378
- Postprocessing SW: SEMCAD, V1.8 Build 186

Area Scan (71x81x1): Measurement grid: dx=15mm, dy=15mm
Maximum value of SAR (interpolated) = 0.093 mW/g

Zoom Scan (5x5x7)/Cube 0: Measurement grid: dx=8mm, dy=8mm, dz=5mm
Reference Value = 2.17 V/m; Power Drift = 0.086 dB
Peak SAR (extrapolated) = 0.119 W/kg
SAR(1 g) = 0.077 mW/g; SAR(10 g) = 0.047 mW/g
Maximum value of SAR (measured) = 0.092 mW/g

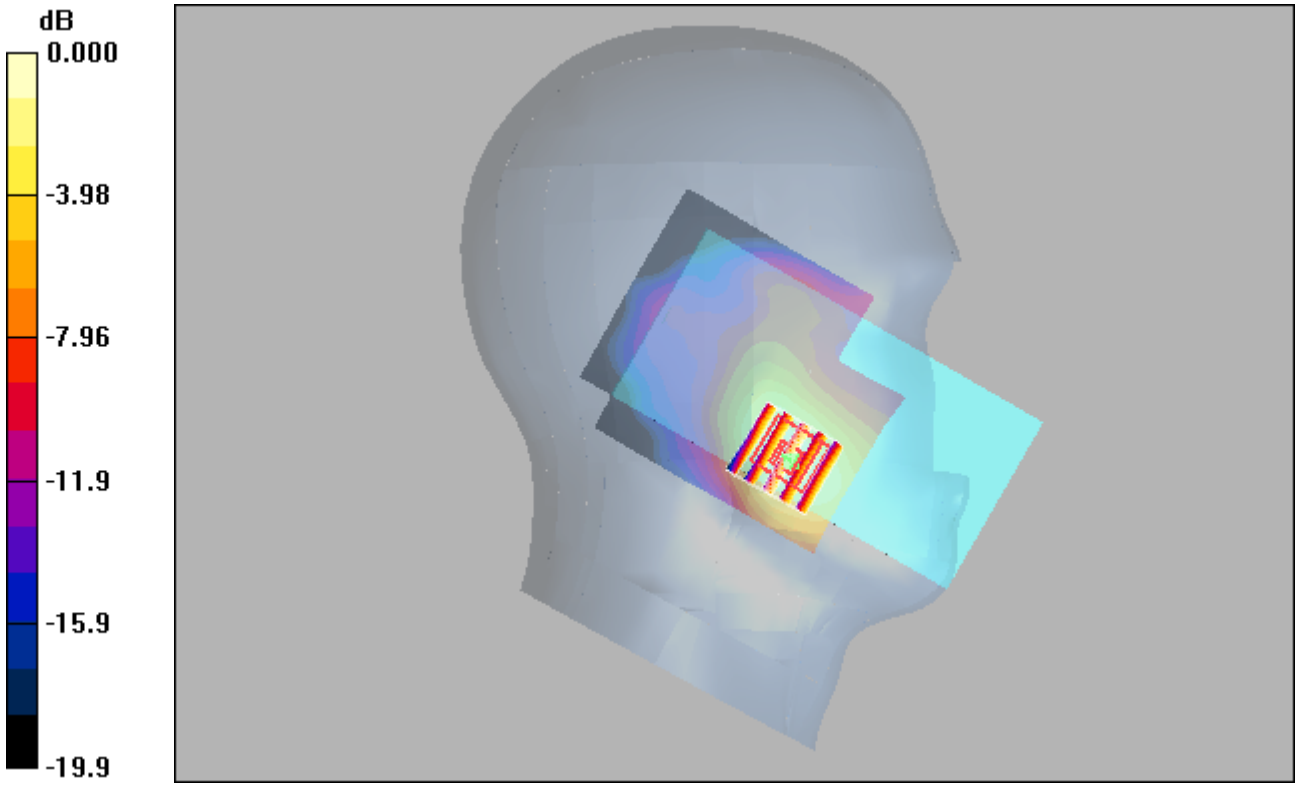

0 dB = 0.092mW/g

Test Laboratory: UnionTrust Date/Time: 2023/4/13

WCMDA V_RMC12.2K_Left Cheek_4132

DUT: EUT

Communication System: WCDMA Band V; Frequency: 826.4 MHz;Duty Cycle: 1:1
Medium: H835 Medium parameters used : f = 826.4 MHz; σ = 0.93 mho/m; ε_r = 40.5; ρ = 1000 kg/m^3

DASY4 Configuration:
- Probe: ES3DV3 - SN3090; ConvF(6.25, 6.25, 6.25); Calibrated: 2023/3/15
- Sensor-Surface: 3mm (Mechanical Surface Detection)
- Electronics: DAE4 Sn662; Calibrated: 2023/3/8
- Phantom: SAM 1; Type: QD 000 P40 CB; Serial: TP/1378
- Postprocessing SW: SEMCAD, V1.8 Build 186

Area Scan (71x81x1): Measurement grid: dx=15mm, dy=15mm
Maximum value of SAR (interpolated) = 0.005 mW/g

Zoom Scan (5x5x7)/Cube 0: Measurement grid: dx=8mm, dy=8mm, dz=5mm
Reference Value = 0.611 V/m; Power Drift = -0.071 dB
Peak SAR (extrapolated) = 0.007 W/kg
SAR(1 g) = 0.00486 mW/g; SAR(10 g) = 0.00354 mW/g
Maximum value of SAR (measured) = 0.005 mW/g



0 dB = 0.005mW/g

LTE 2_QPSK20M_1_0_Right Cheek_19100

DUT: EUT

Communication System: LTE Band 2; Frequency: 1900 MHz;Duty Cycle: 1:1
Medium: H1900 Medium parameters used: f = 1900 MHz; σ = 1.45 mho/m; ε_r = 40; ρ = 1000 kg/m^3

DASY4 Configuration:
- Probe: ES3DV3 - SN3090; ConvF(5.11, 5.11, 5.11); Calibrated: 2023/3/15
- Sensor-Surface: 3mm (Mechanical Surface Detection)
- Electronics: DAE4 Sn662; Calibrated: 2023/3/8
- Phantom: SAM 1; Type: QD 000 P40 CB; Serial: TP/1378
- Postprocessing SW: SEMCAD, V1.8 Build 186

Area Scan (71x81x1): Measurement grid: dx=15mm, dy=15mm
Maximum value of SAR (interpolated) = 0.033 mW/g

Zoom Scan (5x5x7)/Cube 0: Measurement grid: dx=8mm, dy=8mm, dz=5mm
Reference Value = 1.08 V/m; Power Drift = -0.099 dB
Peak SAR (extrapolated) = 0.043 W/kg
SAR(1 g) = 0.027 mW/g; SAR(10 g) = 0.016 mW/g
Maximum value of SAR (measured) = 0.031 mW/g

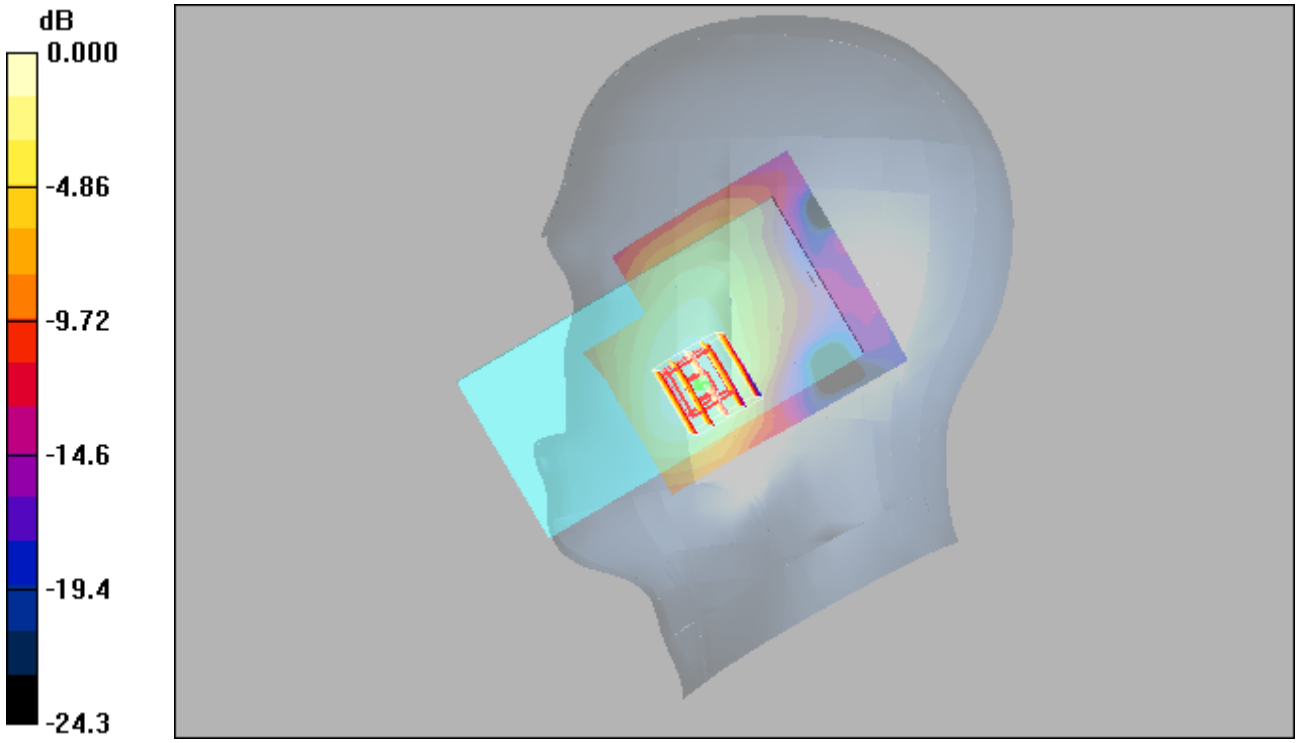

0 dB = 0.031mW/g

LTE 4_QPSK20M_1_99_Left Cheek_20175

DUT: EUT

Communication System: LTE Band 4&20M; Frequency: 1732.5 MHz;Duty Cycle: 1:1
Medium: H1750 Medium parameters used : f = 1732.5 MHz; σ = 1.29 mho/m; ε_r = 40.7; ρ = 1000 kg/m^3

DASY4 Configuration:
- Probe: ES3DV3 - SN3090; ConvF(5.37, 5.37, 5.37); Calibrated: 2023/3/15
- Sensor-Surface: 3mm (Mechanical Surface Detection)
- Electronics: DAE4 Sn662; Calibrated: 2023/3/8
- Phantom: SAM 1; Type: QD 000 P40 CB; Serial: TP/1378
- Postprocessing SW: SEMCAD, V1.8 Build 186

Area Scan (71x81x1): Measurement grid: dx=15mm, dy=15mm
Maximum value of SAR (interpolated) = 0.085 mW/g

Zoom Scan (5x5x7)/Cube 0: Measurement grid: dx=8mm, dy=8mm, dz=5mm
Reference Value = 2.50 V/m; Power Drift = -0.042 dB
Peak SAR (extrapolated) = 0.108 W/kg
SAR(1 g) = 0.069 mW/g; SAR(10 g) = 0.042 mW/g
Maximum value of SAR (measured) = 0.082 mW/g

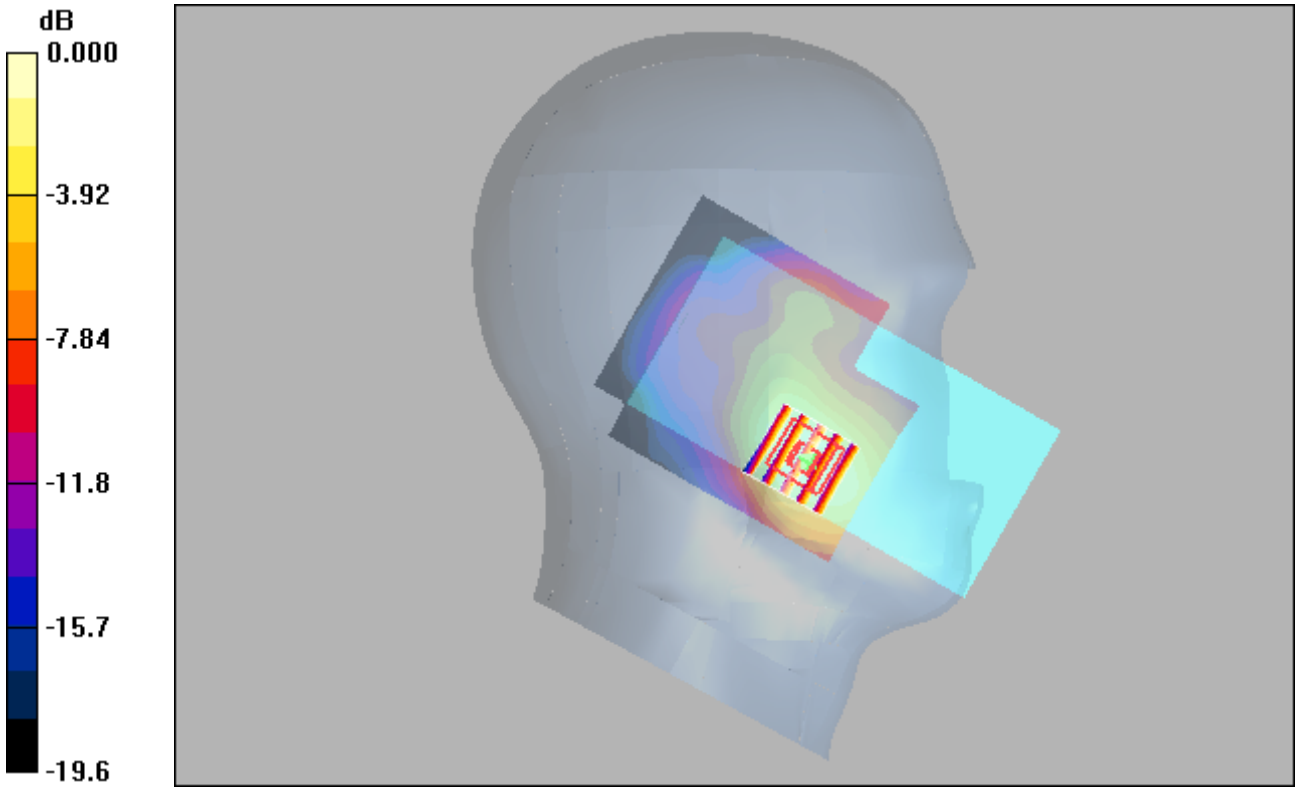

0 dB = 0.082mW/g

Test Laboratory: UnionTrust Date/Time: 2023/4/13

LTE 5_QPSK20M_1_49_Left Cheek_20525

DUT: EUT

Communication System: LTE Band5; Frequency: 836.5 MHz;Duty Cycle: 1:1
Medium: H835 Medium parameters used : f = 836.5 MHz; σ = 0.937 mho/m; ε_r = 40.4; ρ = 1000 kg/m^3

DASY4 Configuration:
- Probe: ES3DV3 - SN3090; ConvF(6.25, 6.25, 6.25); Calibrated: 2023/3/15
- Sensor-Surface: 3mm (Mechanical Surface Detection)
- Electronics: DAE4 Sn662; Calibrated: 2023/3/8
- Phantom: SAM 1; Type: QD 000 P40 CB; Serial: TP/1378
- Postprocessing SW: SEMCAD, V1.8 Build 186

Area Scan (71x81x1): Measurement grid: dx=15mm, dy=15mm
Maximum value of SAR (interpolated) = 0.006 mW/g

Zoom Scan (5x5x7)/Cube 0: Measurement grid: dx=8mm, dy=8mm, dz=5mm
Reference Value = 0.000 V/m; Power Drift = 0.100 dB
Peak SAR (extrapolated) = 0.007 W/kg
SAR(1 g) = 0.00488 mW/g; SAR(10 g) = 0.00362 mW/g
Maximum value of SAR (measured) = 0.005 mW/g

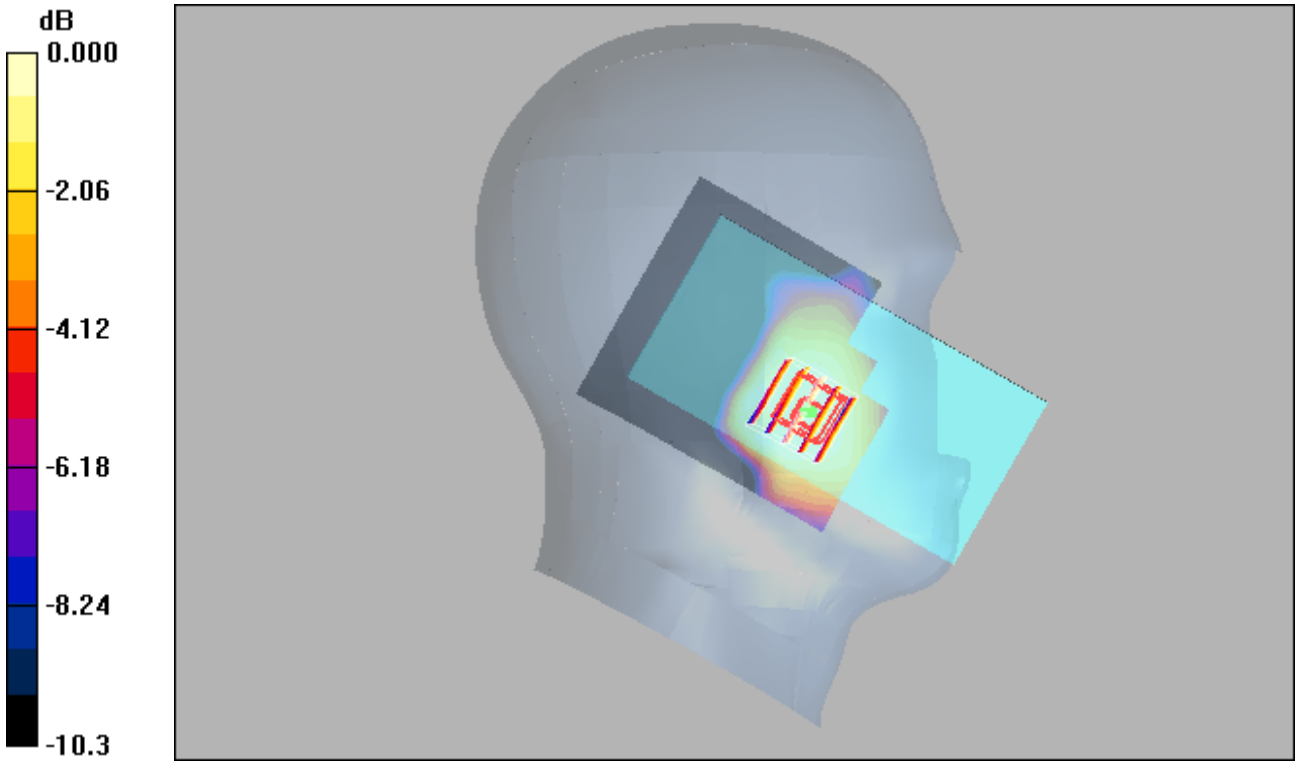

0 dB = 0.005mW/g

Test Laboratory: UnionTrust Date/Time: 2023/4/8

LTE 7_QPSK20M_1_99_Right Cheek_21350

DUT: EUT

Communication System: LTE Band 7&20M; Frequency: 2560 MHz;Duty Cycle: 1:1
Medium: H2600 Medium parameters used: f = 2560 MHz; σ = 1.92 mho/m; ε_r = 38.5; ρ = 1000 kg/m^3

DASY4 Configuration:
- Probe: ES3DV3 - SN3090; ConvF(4.53, 4.53, 4.53); Calibrated: 2023/3/15
- Sensor-Surface: 3mm (Mechanical Surface Detection)
- Electronics: DAE4 Sn662; Calibrated: 2023/3/8
- Phantom: SAM 1; Type: QD 000 P40 CB; Serial: TP/1378
- Postprocessing SW: SEMCAD, V1.8 Build 186

Area Scan (91x101x1): Measurement grid: dx=12mm, dy=12mm
Maximum value of SAR (interpolated) = 0.099 mW/g

Zoom Scan (7x7x7)/Cube 0: Measurement grid: dx=5mm, dy=5mm, dz=5mm
Reference Value = 2.55 V/m; Power Drift = 0.080 dB
Peak SAR (extrapolated) = 0.138 W/kg
SAR(1 g) = 0.076 mW/g; SAR(10 g) = 0.041 mW/g
Maximum value of SAR (measured) = 0.094 mW/g

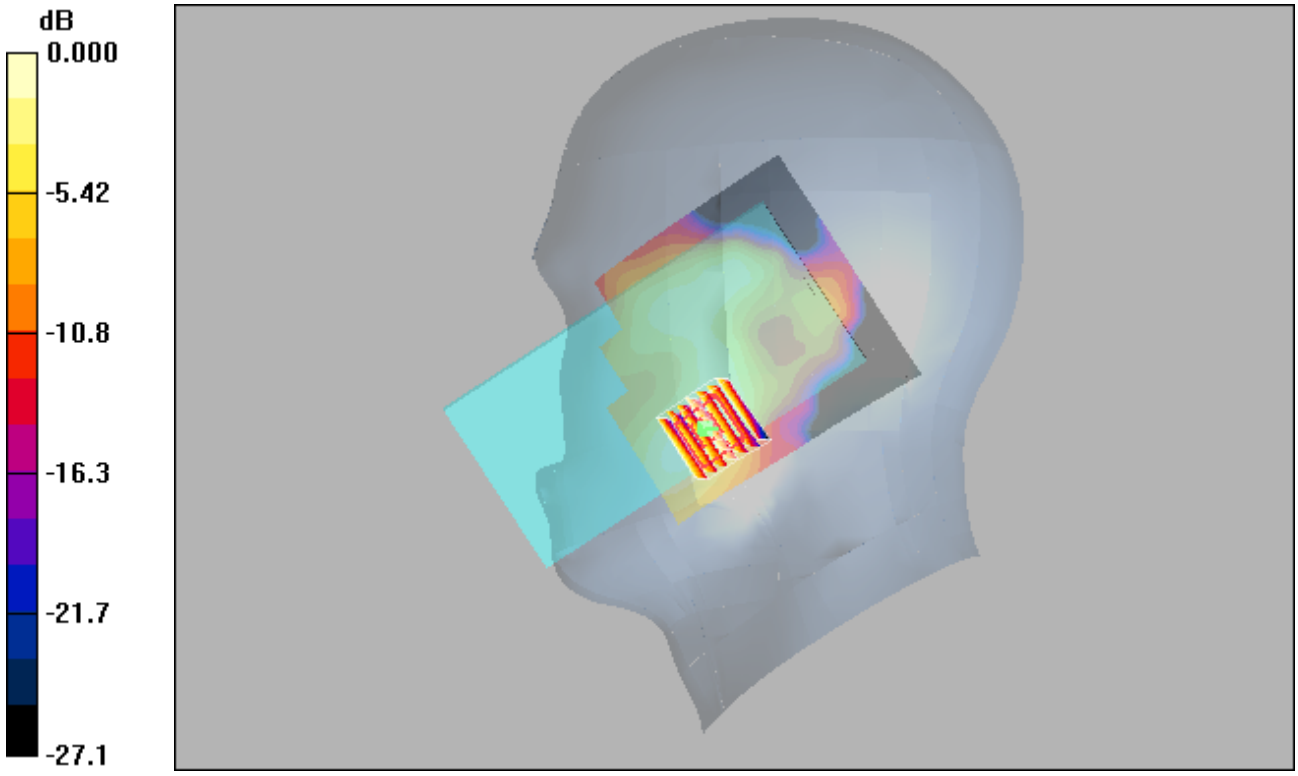

0 dB = 0.094mW/g

LTE 17_QPSK10M_1_0_Right Cheek_23780

DUT: EUT

Communication System: LTE Band 17; Frequency: 709 MHz;Duty Cycle: 1:1
Medium: H750 Medium parameters used: f = 709 MHz; σ = 0.852 mho/m; ε_r = 41.4; ρ = 1000 kg/m^3

DASY4 Configuration:
- Probe: ES3DV3 - SN3090; ConvF(6.42, 6.42, 6.42); Calibrated: 2023/3/15
- Sensor-Surface: 3mm (Mechanical Surface Detection)
- Electronics: DAE4 Sn662; Calibrated: 2023/3/8
- Phantom: SAM 1; Type: QD 000 P40 CB; Serial: TP/1378
- Postprocessing SW: SEMCAD, V1.8 Build 186

Area Scan (71x81x1): Measurement grid: dx=15mm, dy=15mm
Maximum value of SAR (interpolated) = 0.134 mW/g

Zoom Scan (5x5x7)/Cube 0: Measurement grid: dx=8mm, dy=8mm, dz=5mm
Reference Value = 3.51 V/m; Power Drift = 0.035 dB
Peak SAR (extrapolated) = 0.154 W/kg
SAR(1 g) = 0.125 mW/g; SAR(10 g) = 0.098 mW/g
Maximum value of SAR (measured) = 0.136 mW/g

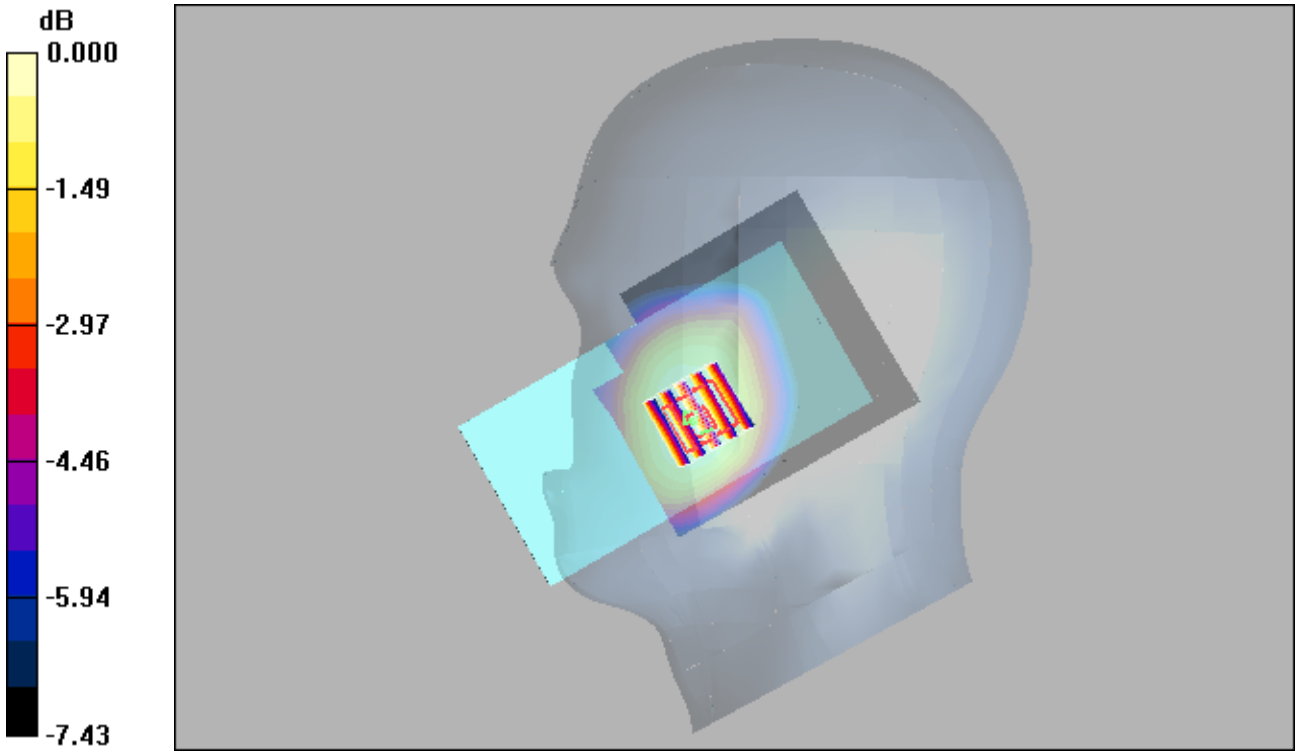

0 dB = 0.136mW/g

LTE 17_QPSK10M_25_12_Right Cheek_23800

DUT: EUT

Communication System: LTE Band 17; Frequency: 711 MHz;Duty Cycle: 1:1
Medium: H750 Medium parameters used: f = 711 MHz; σ = 0.854 mho/m; ε_r = 41.4; ρ = 1000 kg/m^3

DASY4 Configuration:
- Probe: ES3DV3 - SN3090; ConvF(6.42, 6.42, 6.42); Calibrated: 2023/3/15
- Sensor-Surface: 3mm (Mechanical Surface Detection)
- Electronics: DAE4 Sn662; Calibrated: 2023/3/8
- Phantom: SAM 1; Type: QD 000 P40 CB; Serial: TP/1378
- Postprocessing SW: SEMCAD, V1.8 Build 186

Area Scan (71x81x1): Measurement grid: dx=15mm, dy=15mm
Maximum value of SAR (interpolated) = 0.133 mW/g

Zoom Scan (5x5x7)/Cube 0: Measurement grid: dx=8mm, dy=8mm, dz=5mm
Reference Value = 3.54 V/m; Power Drift = 0.031 dB
Peak SAR (extrapolated) = 0.153 W/kg
SAR(1 g) = 0.124 mW/g; SAR(10 g) = 0.098 mW/g
Maximum value of SAR (measured) = 0.135 mW/g

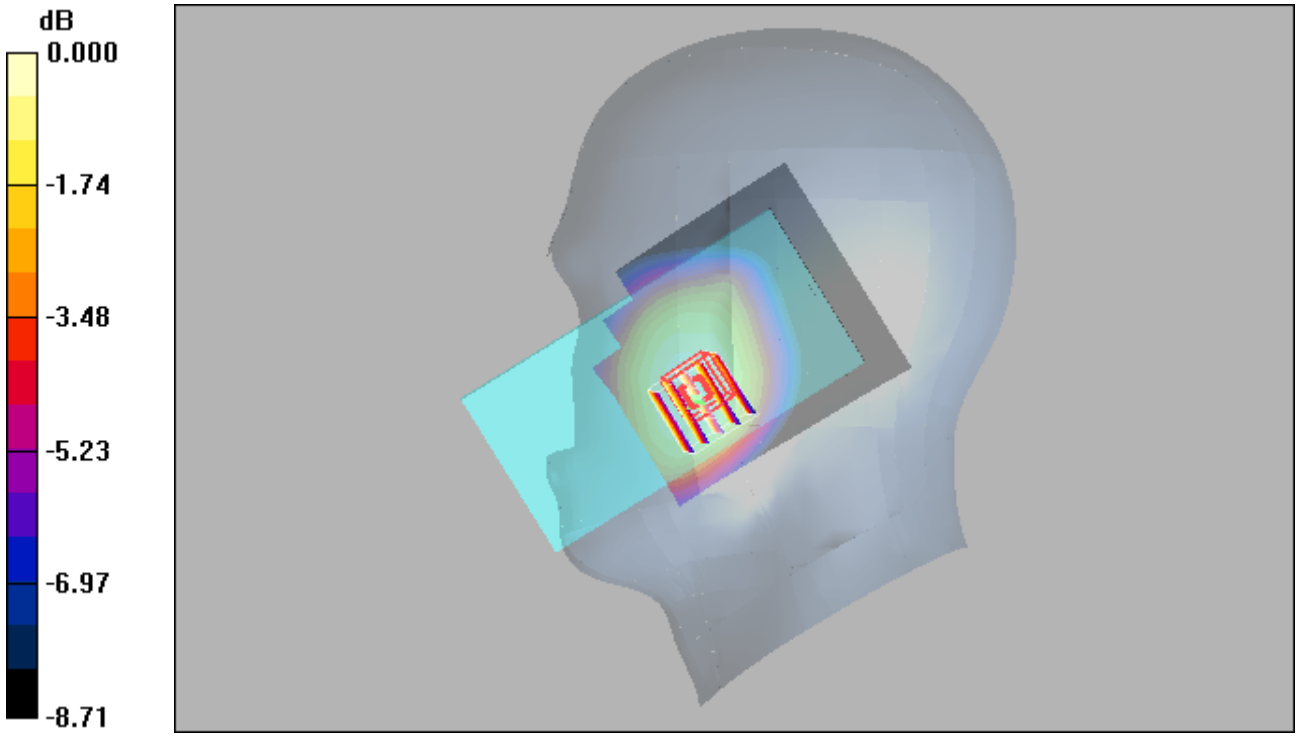

0 dB = 0.135mW/g

Test Laboratory: UnionTrust Date/Time: 2023/4/9

LTE 38_QPSK20M_1_99_Right Cheek_38150

DUT: EUT

Communication System: TDD-LTE Band38&20M; Frequency: 2610 MHz;Duty Cycle: 1:1.58
Medium: H2600 Medium parameters used : f = 2610 MHz; σ = 1.94 mho/m; ε_r = 38.3; ρ = 1000 kg/m^3

DASY4 Configuration:
- Probe: ES3DV3 - SN3090; ConvF(4.53, 4.53, 4.53); Calibrated: 2023/3/15
- Sensor-Surface: 3mm (Mechanical Surface Detection)
- Electronics: DAE4 Sn662; Calibrated: 2023/3/8
- Phantom: SAM 1; Type: QD 000 P40 CB; Serial: TP/1378
- Postprocessing SW: SEMCAD, V1.8 Build 186

Area Scan (91x101x1): Measurement grid: dx=12mm, dy=12mm
Maximum value of SAR (interpolated) = 0.027 mW/g

Zoom Scan (7x7x7)/Cube 0: Measurement grid: dx=5mm, dy=5mm, dz=5mm
Reference Value = 1.17 V/m; Power Drift = 0.143 dB
Peak SAR (extrapolated) = 0.036 W/kg
SAR(1 g) = 0.018 mW/g; SAR(10 g) = 0.0093 mW/g
Maximum value of SAR (measured) = 0.022 mW/g

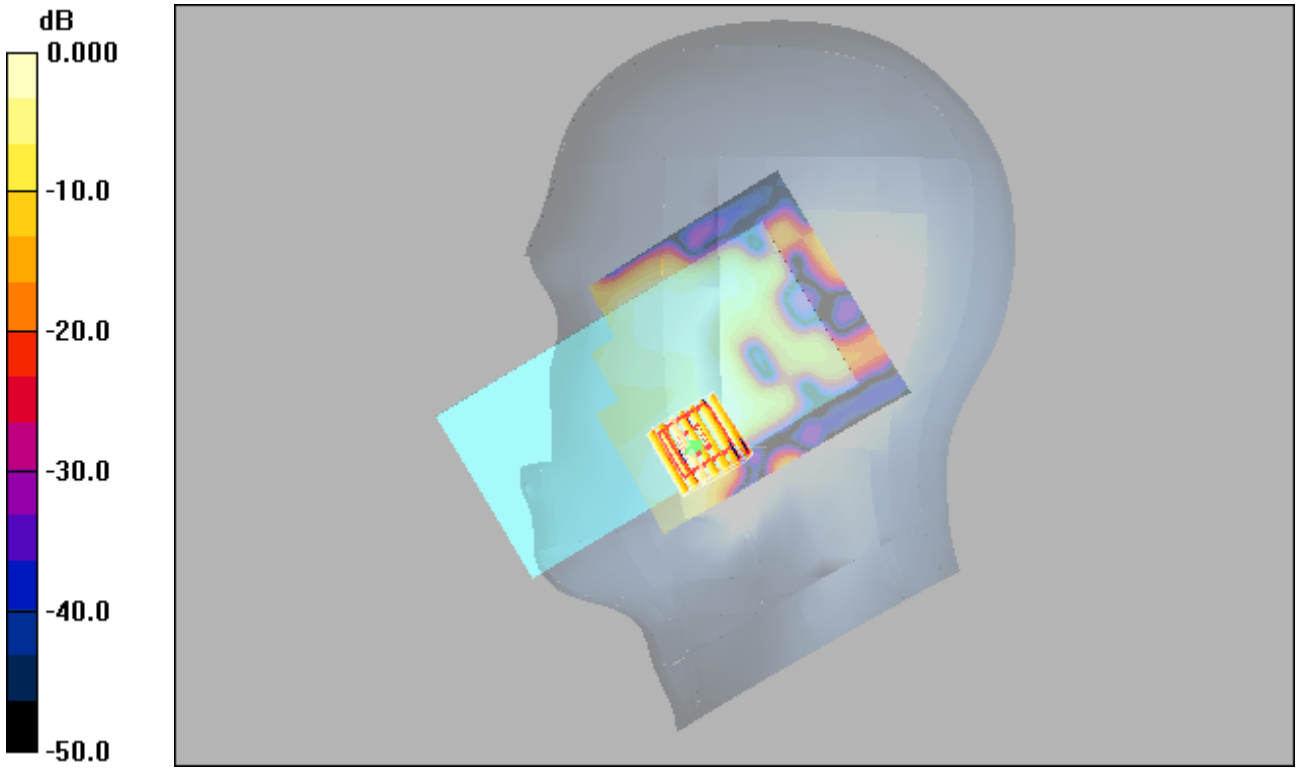

0 dB = 0.022mW/g

Test Laboratory: UnionTrust Date/Time: 2023/4/10

WIFI 2.4G_802.11b_Left Cheek_11

DUT: EUT

Communication System: Wlan 802.11b; Frequency: 2462 MHz;Duty Cycle: 1:1
Medium: H2450 Medium parameters used: f = 2462 MHz; σ = 1.78 mho/m; ε_r = 38.6; ρ = 1000 kg/m^3

DASY4 Configuration:
- Probe: ES3DV3 - SN3090; ConvF(4.68, 4.68, 4.68); Calibrated: 2023/3/15
- Sensor-Surface: 3mm (Mechanical Surface Detection)
- Electronics: DAE4 Sn662; Calibrated: 2023/3/8
- Phantom: SAM 1; Type: QD 000 P40 CB; Serial: TP/1378
- Postprocessing SW: SEMCAD, V1.8 Build 186

Area Scan (91x91x1): Measurement grid: dx=12mm, dy=12mm
Maximum value of SAR (interpolated) = 0.306 mW/g

Zoom Scan (7x7x7)/Cube 0: Measurement grid: dx=5mm, dy=5mm, dz=5mm
Reference Value = 6.22 V/m; Power Drift = -0.078 dB
Peak SAR (extrapolated) = 0.458 W/kg
SAR(1 g) = 0.244 mW/g; SAR(10 g) = 0.125 mW/g
Maximum value of SAR (measured) = 0.306 mW/g

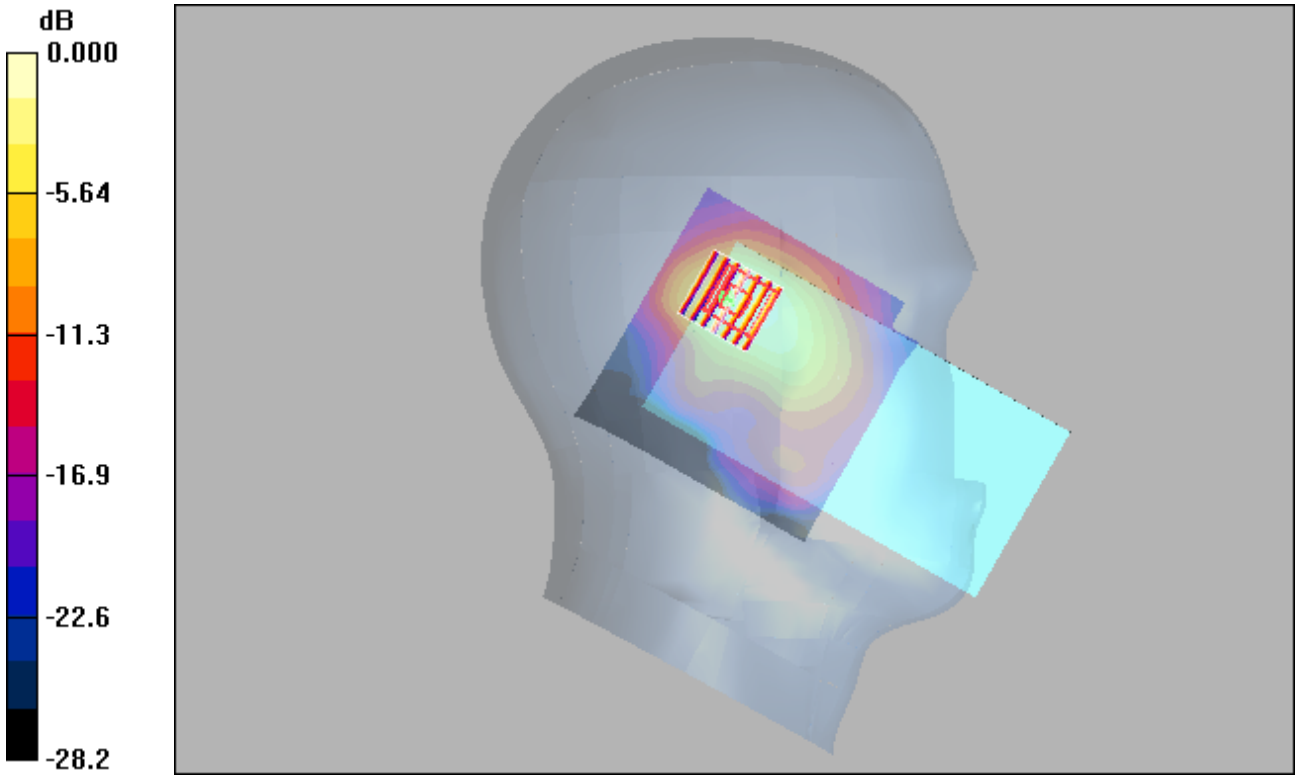

0 dB = 0.306mW/g

Test Laboratory: UnionTrust Date/Time: 2023/4/13

GSM850_GPRS10_Rear Face_10MM_128

DUT: EUT

Communication System: GPRS 850-2solt; Frequency: 824.2 MHz;Duty Cycle: 1:4
Medium: H835 Medium parameters used : f = 824.2 MHz; σ = 0.929 mho/m; ε_r = 40.5; ρ = 1000 kg/m^3

DASY4 Configuration:
- Probe: ES3DV3 - SN3090; ConvF(6.25, 6.25, 6.25); Calibrated: 2023/3/15
- Sensor-Surface: 3mm (Mechanical Surface Detection)
- Electronics: DAE4 Sn662; Calibrated: 2023/3/8
- Phantom: SAM 1; Type: QD 000 P40 CB; Serial: TP/1378
- Postprocessing SW: SEMCAD, V1.8 Build 186

Area Scan (71x81x1): Measurement grid: dx=15mm, dy=15mm
Maximum value of SAR (interpolated) = 0.020 mW/g

Zoom Scan (5x5x7)/Cube 0: Measurement grid: dx=8mm, dy=8mm, dz=5mm
Reference Value = 2.36 V/m; Power Drift = 0.027 dB
Peak SAR (extrapolated) = 0.031 W/kg
SAR(1 g) = 0.018 mW/g; SAR(10 g) = 0.00993 mW/g
Maximum value of SAR (measured) = 0.020 mW/g

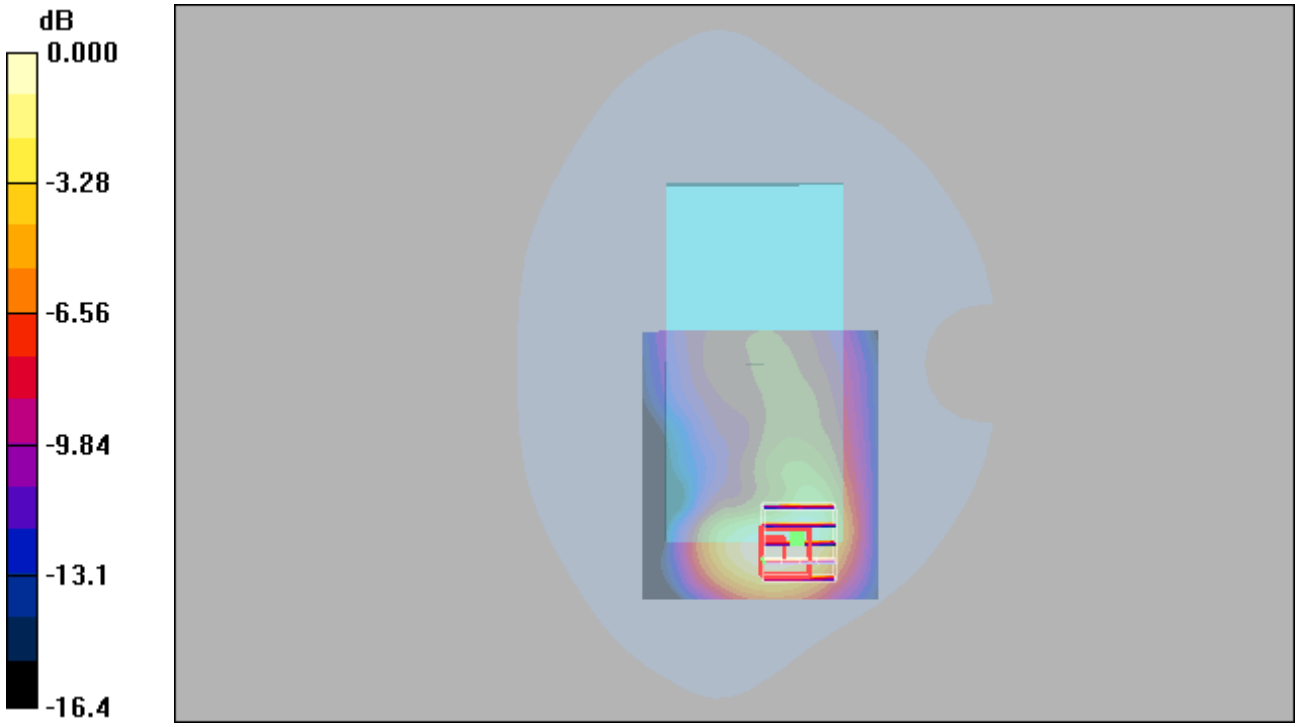

0 dB = 0.020mW/g

GSM1900_GPRS11_Rear Face_10MM_512

DUT: EUT

Communication System: GPRS1900-3slots; Frequency: 1850.2 MHz;Duty Cycle: 1:2.67
Medium: H1900 Medium parameters used : f = 1850.2 MHz; σ = 1.43 mho/m; ε_r = 40; ρ = 1000 kg/m^3

DASY4 Configuration:
- Probe: ES3DV3 - SN3090; ConvF(5.11, 5.11, 5.11); Calibrated: 2023/3/15
- Sensor-Surface: 3mm (Mechanical Surface Detection)
- Electronics: DAE4 Sn662; Calibrated: 2023/3/8
- Phantom: SAM 1; Type: QD 000 P40 CB; Serial: TP/1378
- Postprocessing SW: SEMCAD, V1.8 Build 186

Area Scan (71x81x1): Measurement grid: dx=15mm, dy=15mm
Maximum value of SAR (interpolated) = 0.626 mW/g

Zoom Scan (5x5x7)/Cube 0: Measurement grid: dx=8mm, dy=8mm, dz=5mm
Reference Value = 3.06 V/m; Power Drift = 0.079 dB
Peak SAR (extrapolated) = 0.896 W/kg
SAR(1 g) = 0.495 mW/g; SAR(10 g) = 0.258 mW/g
Maximum value of SAR (measured) = 0.617 mW/g

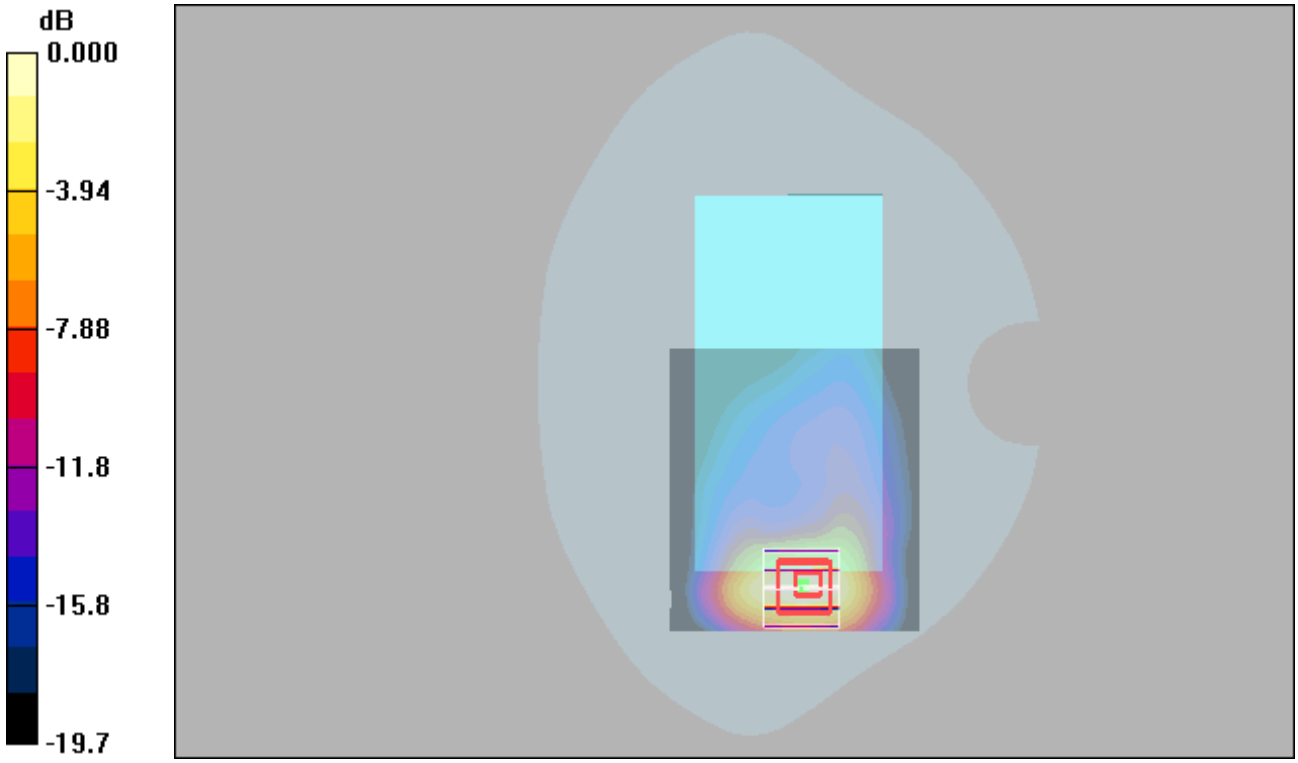

0 dB = 0.617mW/g

Test Laboratory: UnionTrust Date/Time: 2023/4/17

WCMDA II_RMC12.2K_Rear Face_10MM_9400

DUT: EUT

Communication System: WCDMA Band II; Frequency: 1880 MHz;Duty Cycle: 1:1
Medium: H1900 Medium parameters used: f = 1880 MHz; σ = 1.44 mho/m; ε_r = 40.1; ρ = 1000 kg/m^3

DASY4 Configuration:
- Probe: ES3DV3 - SN3090; ConvF(5.11, 5.11, 5.11); Calibrated: 2023/3/15
- Sensor-Surface: 3mm (Mechanical Surface Detection)
- Electronics: DAE4 Sn662; Calibrated: 2023/3/8
- Phantom: SAM 1; Type: QD 000 P40 CB; Serial: TP/1378
- Postprocessing SW: SEMCAD, V1.8 Build 186

Area Scan (71x61x1): Measurement grid: dx=15mm, dy=15mm
Maximum value of SAR (interpolated) = 1.12 mW/g

Zoom Scan (5x5x7)/Cube 0: Measurement grid: dx=8mm, dy=8mm, dz=5mm
Reference Value = 3.46 V/m; Power Drift = 0.054 dB
Peak SAR (extrapolated) = 1.62 W/kg
SAR(1 g) = 0.837 mW/g; SAR(10 g) = 0.423 mW/g
Maximum value of SAR (measured) = 1.05 mW/g

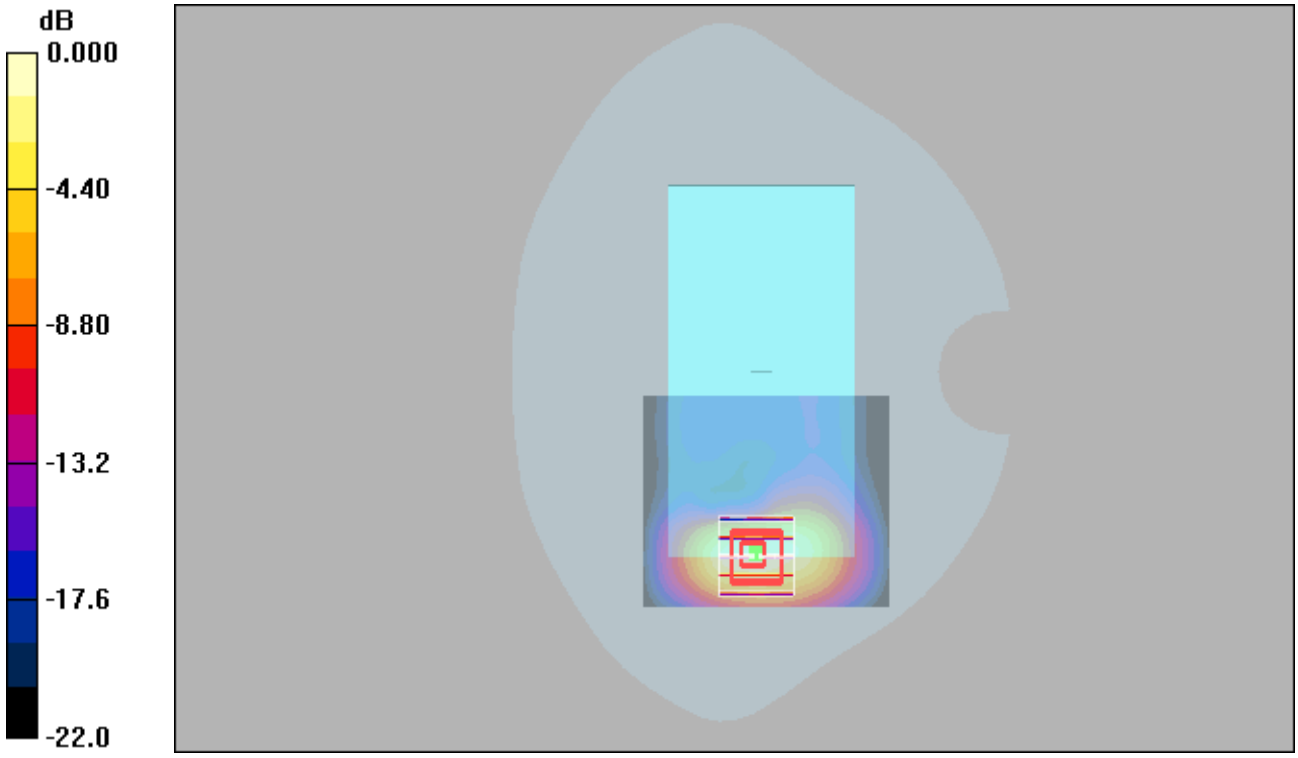

0 dB = 1.05mW/g

Test Laboratory: UnionTrust Date/Time: 2023/4/11

WCMDA IV_RMC12.2K_Rear Face_10MM_1413

DUT: EUT

Communication System: WCDMA Band IV; Frequency: 1732.6 MHz;Duty Cycle: 1:1
Medium: H1750 Medium parameters used: f = 1733 MHz; σ = 1.29 mho/m; ε_r = 40.7; ρ = 1000 kg/m^3

DASY4 Configuration:
- Probe: ES3DV3 - SN3090; ConvF(5.37, 5.37, 5.37); Calibrated: 2023/3/15
- Sensor-Surface: 3mm (Mechanical Surface Detection)
- Electronics: DAE4 Sn662; Calibrated: 2023/3/8
- Phantom: SAM 1; Type: QD 000 P40 CB; Serial: TP/1378
- Postprocessing SW: SEMCAD, V1.8 Build 186

Area Scan (71x61x1): Measurement grid: dx=15mm, dy=15mm
Maximum value of SAR (interpolated) = 0.816 mW/g

Zoom Scan (5x5x7)/Cube 0: Measurement grid: dx=8mm, dy=8mm, dz=5mm
Reference Value = 4.41 V/m; Power Drift = -0.023 dB
Peak SAR (extrapolated) = 1.16 W/kg
SAR(1 g) = 0.658 mW/g; SAR(10 g) = 0.352 mW/g
Maximum value of SAR (measured) = 0.821 mW/g

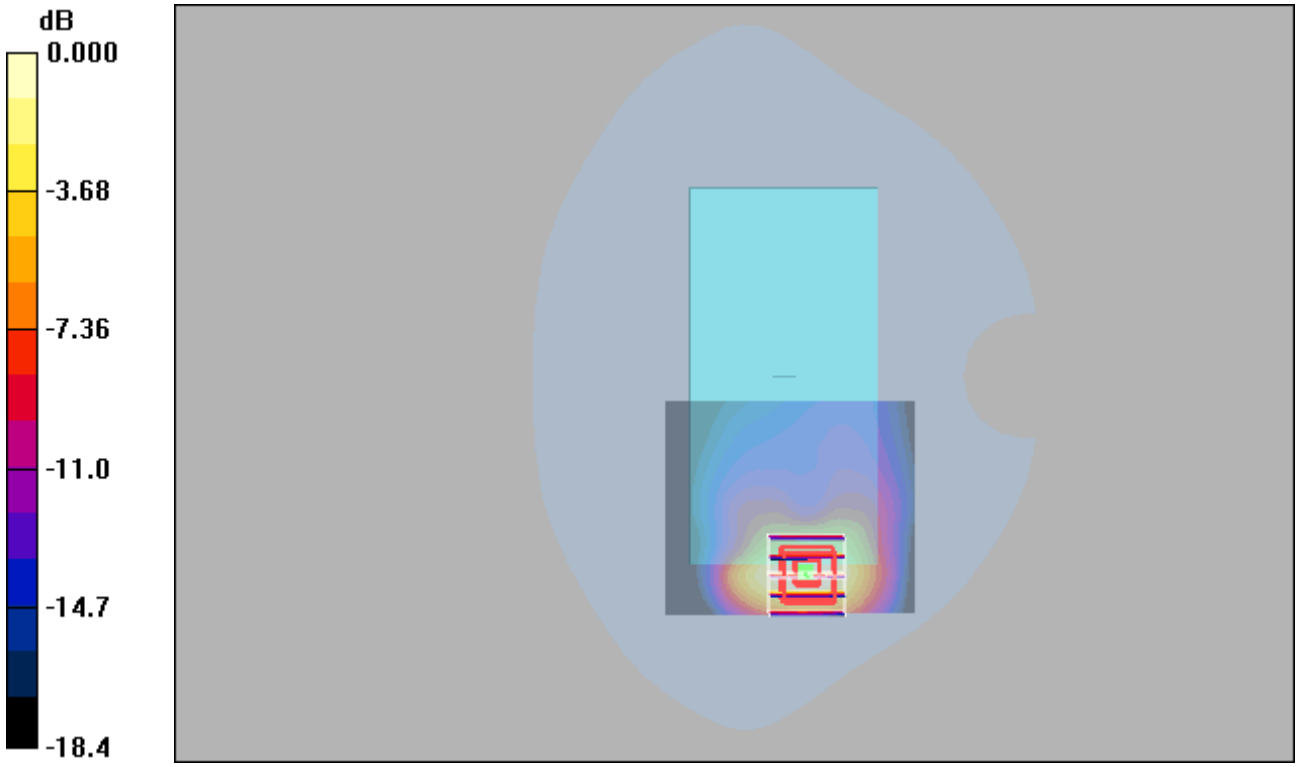

0 dB = 0.821mW/g

Test Laboratory: UnionTrust Date/Time: 2023/4/13

WCMDA V_RMC12.2K_Rear Face_10MM_4132

DUT: EUT

Communication System: WCDMA Band V; Frequency: 826.4 MHz;Duty Cycle: 1:1
Medium: H835 Medium parameters used : f = 826.4 MHz; σ = 0.93 mho/m; ε_r = 40.5; ρ = 1000 kg/m^3

DASY4 Configuration:
- Probe: ES3DV3 - SN3090; ConvF(6.25, 6.25, 6.25); Calibrated: 2023/3/15
- Sensor-Surface: 3mm (Mechanical Surface Detection)
- Electronics: DAE4 Sn662; Calibrated: 2023/3/8
- Phantom: SAM 1; Type: QD 000 P40 CB; Serial: TP/1378
- Postprocessing SW: SEMCAD, V1.8 Build 186

Area Scan (71x61x1): Measurement grid: dx=15mm, dy=15mm
Maximum value of SAR (interpolated) = 0.027 mW/g

Zoom Scan (5x5x7)/Cube 0: Measurement grid: dx=8mm, dy=8mm, dz=5mm
Reference Value = 2.84 V/m; Power Drift = 0.023 dB
Peak SAR (extrapolated) = 0.041 W/kg
SAR(1 g) = 0.023 mW/g; SAR(10 g) = 0.013 mW/g
Maximum value of SAR (measured) = 0.028 mW/g



0 dB = 0.028mW/g

LTE 2_QPSK20M_1_0_Rear Face_10MM_18900

DUT: EUT

Communication System: LTE Band 2; Frequency: 1880 MHz;Duty Cycle: 1:1
Medium: H1900 Medium parameters used: f = 1880 MHz; σ = 1.44 mho/m; ε_r = 40.1; ρ = 1000 kg/m^3

DASY4 Configuration:
- Probe: ES3DV3 - SN3090; ConvF(5.11, 5.11, 5.11); Calibrated: 2023/3/15
- Sensor-Surface: 3mm (Mechanical Surface Detection)
- Electronics: DAE4 Sn662; Calibrated: 2023/3/8
- Phantom: SAM 1; Type: QD 000 P40 CB; Serial: TP/1378
- Postprocessing SW: SEMCAD, V1.8 Build 186

Area Scan (71x71x1): Measurement grid: dx=15mm, dy=15mm
Maximum value of SAR (interpolated) = 1.19 mW/g

Zoom Scan (5x5x7)/Cube 0: Measurement grid: dx=8mm, dy=8mm, dz=5mm
Reference Value = 4.69 V/m; Power Drift = 0.177 dB
Peak SAR (extrapolated) = 1.89 W/kg
SAR(1 g) = 0.977 mW/g; SAR(10 g) = 0.489 mW/g
Maximum value of SAR (measured) = 1.23 mW/g

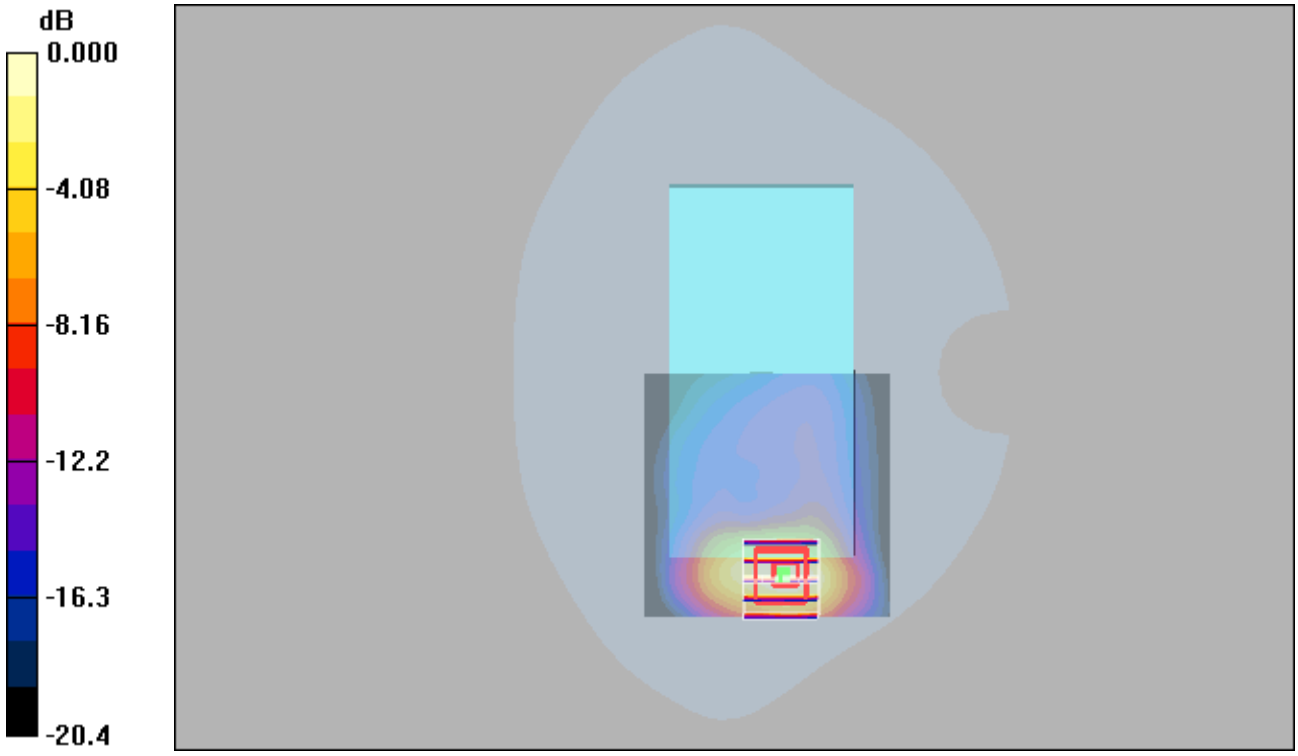

0 dB = 1.23mW/g

LTE 4_QPSK20M_1_99_Rear Face_10MM_20175

DUT: EUT

Communication System: LTE Band 4&20M; Frequency: 1732.5 MHz;Duty Cycle: 1:1
Medium: H1750 Medium parameters used : f = 1732.5 MHz; σ = 1.29 mho/m; ε_r = 40.7; ρ = 1000 kg/m^3

DASY4 Configuration:
- Probe: ES3DV3 - SN3090; ConvF(5.37, 5.37, 5.37); Calibrated: 2023/3/15
- Sensor-Surface: 3mm (Mechanical Surface Detection)
- Electronics: DAE4 Sn662; Calibrated: 2023/3/8
- Phantom: SAM 1; Type: QD 000 P40 CB; Serial: TP/1378
- Postprocessing SW: SEMCAD, V1.8 Build 186

Area Scan (71x81x1): Measurement grid: dx=15mm, dy=15mm
Maximum value of SAR (interpolated) = 0.738 mW/g

Zoom Scan (5x5x7)/Cube 0: Measurement grid: dx=8mm, dy=8mm, dz=5mm
Reference Value = 4.18 V/m; Power Drift = 0.044 dB
Peak SAR (extrapolated) = 1.08 W/kg
SAR(1 g) = 0.612 mW/g; SAR(10 g) = 0.326 mW/g
Maximum value of SAR (measured) = 0.761 mW/g

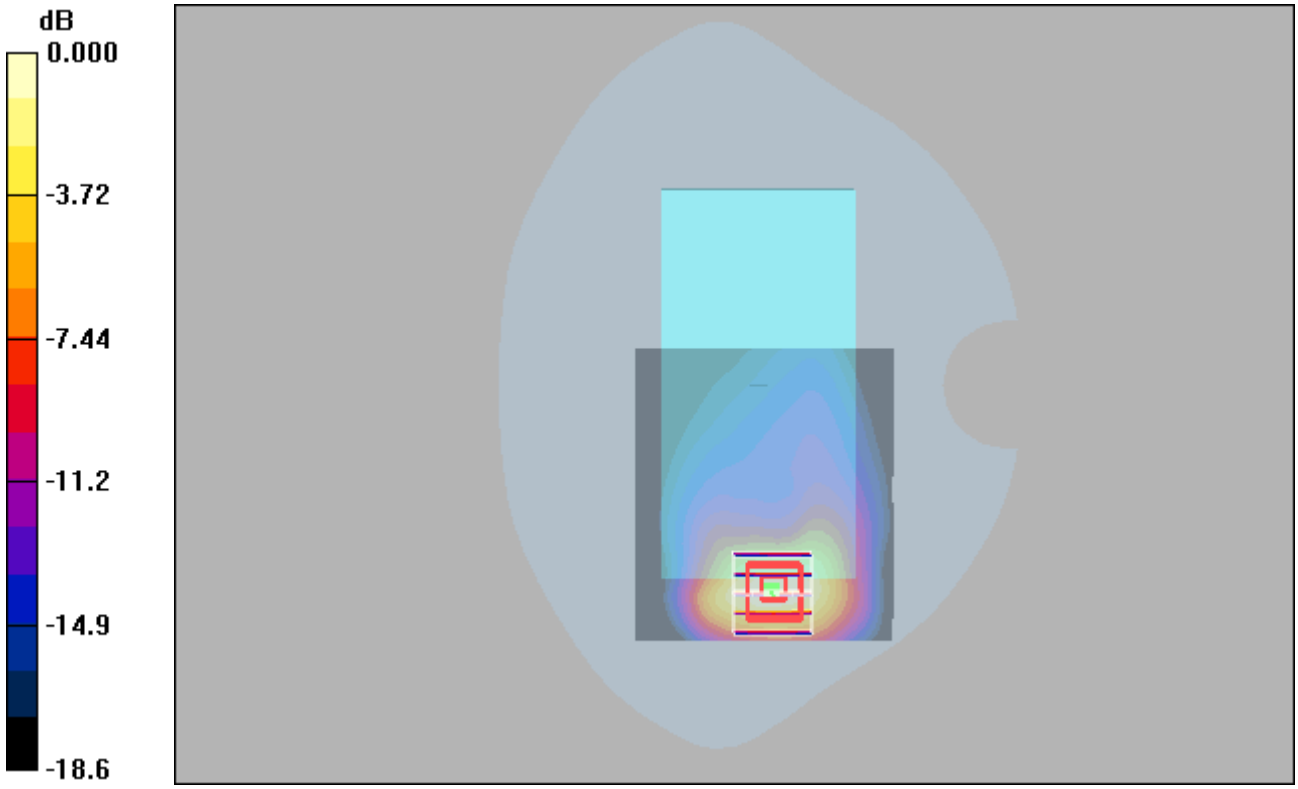

0 dB = 0.761mW/g

Test Laboratory: UnionTrust Date/Time: 2023/4/13

LTE 5_QPSK10M_1_49_Rear Face_10MM_20525

DUT: EUT

Communication System: LTE Band5; Frequency: 836.5 MHz;Duty Cycle: 1:1
Medium: H835 Medium parameters used: f = 836.5 MHz; σ = 0.937 mho/m; ε_r = 40.4; ρ = 1000 kg/m^3

DASY4 Configuration:
- Probe: ES3DV3 - SN3090; ConvF(6.25, 6.25, 6.25); Calibrated: 2023/3/15
- Sensor-Surface: 3mm (Mechanical Surface Detection)
- Electronics: DAE4 Sn662; Calibrated: 2023/3/8
- Phantom: SAM 1; Type: QD 000 P40 CB; Serial: TP/1378
- Postprocessing SW: SEMCAD, V1.8 Build 186

Area Scan (71x81x1): Measurement grid: dx=15mm, dy=15mm
Maximum value of SAR (interpolated) = 0.026 mW/g

Zoom Scan (5x5x7)/Cube 0: Measurement grid: dx=8mm, dy=8mm, dz=5mm
Reference Value = 2.86 V/m; Power Drift = 0.077 dB
Peak SAR (extrapolated) = 0.041 W/kg
SAR(1 g) = 0.023 mW/g; SAR(10 g) = 0.013 mW/g
Maximum value of SAR (measured) = 0.028 mW/g

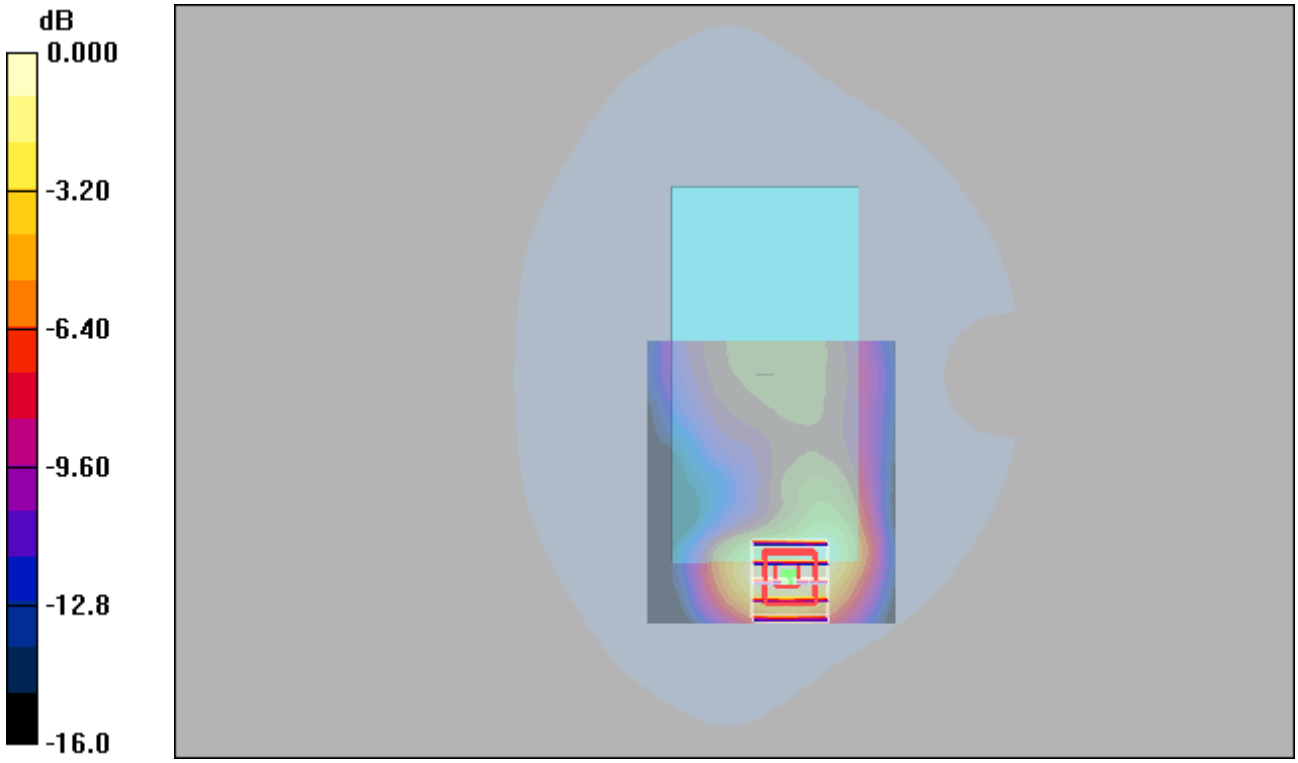

0 dB = 0.028mW/g

Test Laboratory: UnionTrust Date/Time: 2023/4/8

LTE 7_QPSK20M_1_99_Rear Face_10MM_21350

DUT: EUT

Communication System: LTE Band 7&20M; Frequency: 2560 MHz;Duty Cycle: 1:1
Medium: H2600 Medium parameters used: f = 2560 MHz; σ = 1.92 mho/m; ε_r = 38.5; ρ = 1000 kg/m^3

DASY4 Configuration:
- Probe: ES3DV3 - SN3090; ConvF(4.53, 4.53, 4.53); Calibrated: 2023/3/15
- Sensor-Surface: 3mm (Mechanical Surface Detection)
- Electronics: DAE4 Sn662; Calibrated: 2023/3/8
- Phantom: SAM 1; Type: QD 000 P40 CB; Serial: TP/1378
- Postprocessing SW: SEMCAD, V1.8 Build 186

Area Scan (91x91x1): Measurement grid: dx=12mm, dy=12mm
Maximum value of SAR (interpolated) = 0.717 mW/g

Zoom Scan (7x7x7)/Cube 0: Measurement grid: dx=5mm, dy=5mm, dz=5mm
Reference Value = 3.97 V/m; Power Drift = 0.159 dB
Peak SAR (extrapolated) = 1.17 W/kg
SAR(1 g) = 0.537 mW/g; SAR(10 g) = 0.242 mW/g
Maximum value of SAR (measured) = 0.719 mW/g



0 dB = 0.719mW/g

Test Laboratory: UnionTrust Date/Time: 2023/4/14

LTE 17_QPSK10M_1_0_Rear Face_10MM_23780

DUT: EUT

Communication System: LTE Band 17; Frequency: 709 MHz;Duty Cycle: 1:1
Medium: H750 Medium parameters used: f = 709 MHz; σ = 0.852 mho/m; ε_r = 41.4; ρ = 1000 kg/m^3

DASY4 Configuration:
- Probe: ES3DV3 - SN3090; ConvF(6.42, 6.42, 6.42); Calibrated: 2023/3/15
- Sensor-Surface: 3mm (Mechanical Surface Detection)
- Electronics: DAE4 Sn662; Calibrated: 2023/3/8
- Phantom: SAM 1; Type: QD 000 P40 CB; Serial: TP/1378
- Postprocessing SW: SEMCAD, V1.8 Build 186

Area Scan (71x81x1): Measurement grid: dx=15mm, dy=15mm
Maximum value of SAR (interpolated) = 0.081 mW/g

Zoom Scan (5x5x7)/Cube 0: Measurement grid: dx=8mm, dy=8mm, dz=5mm
Reference Value = 10.5 V/m; Power Drift = -0.043 dB
Peak SAR (extrapolated) = 0.093 W/kg
SAR(1 g) = 0.074 mW/g; SAR(10 g) = 0.058 mW/g
Maximum value of SAR (measured) = 0.081 mW/g

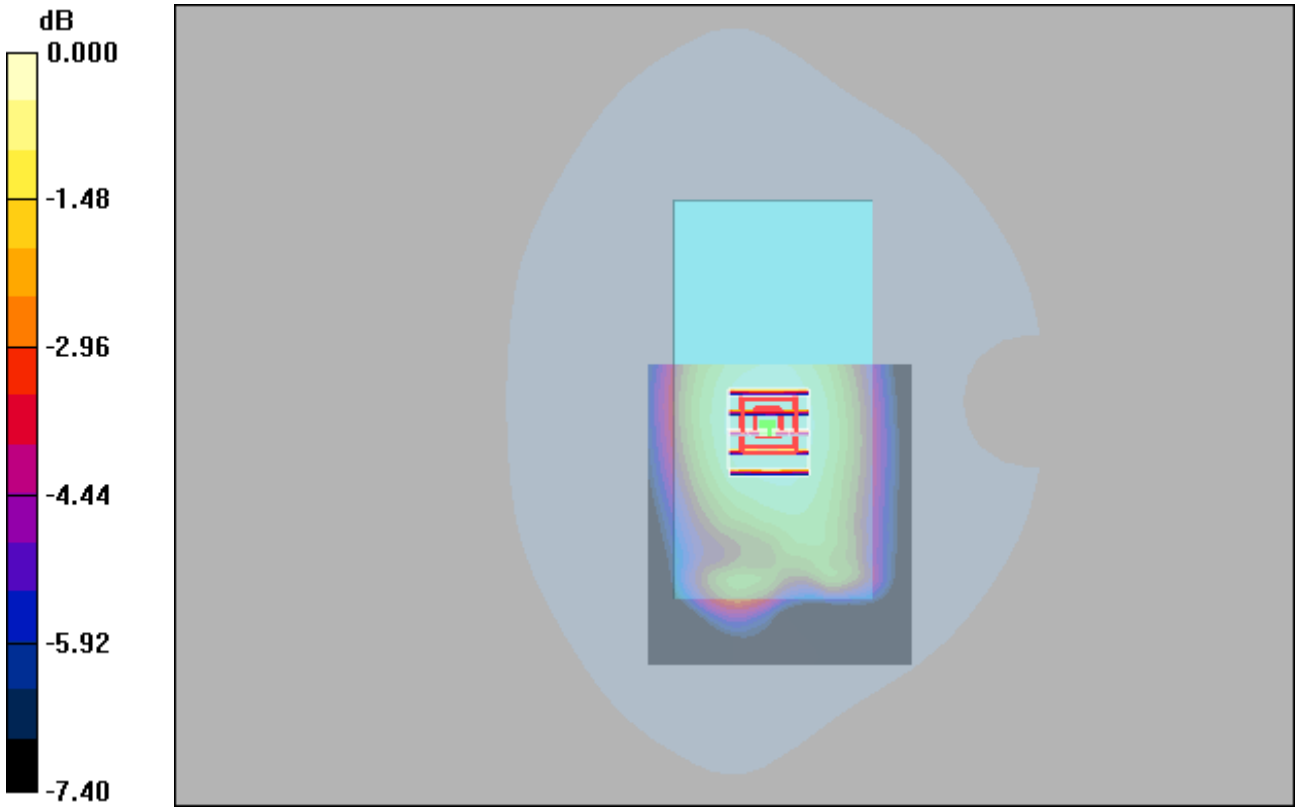

0 dB = 0.081mW/g

Test Laboratory: UnionTrust Date/Time: 2023/4/9

LTE 38_QPSK20M_50_25_Rear Face_10MM_38150

DUT: EUT

Communication System: TDD-LTE Band38&20M; Frequency: 2610 MHz;Duty Cycle: 1:1.58
Medium: H2600 Medium parameters used : f = 2610 MHz; σ = 1.94 mho/m; ε_r = 38.3; ρ = 1000 kg/m^3

DASY4 Configuration:
- Probe: ES3DV3 - SN3090; ConvF(4.53, 4.53, 4.53); Calibrated: 2023/3/15
- Sensor-Surface: 3mm (Mechanical Surface Detection)
- Electronics: DAE4 Sn662; Calibrated: 2023/3/8
- Phantom: SAM 1; Type: QD 000 P40 CB; Serial: TP/1378
- Postprocessing SW: SEMCAD, V1.8 Build 186

Area Scan (91x81x1): Measurement grid: dx=12mm, dy=12mm
Maximum value of SAR (interpolated) = 0.232 mW/g

Zoom Scan (7x7x7)/Cube 0: Measurement grid: dx=5mm, dy=5mm, dz=5mm
Reference Value = 1.96 V/m; Power Drift = 0.047 dB
Peak SAR (extrapolated) = 0.376 W/kg
SAR(1 g) = 0.169 mW/g; SAR(10 g) = 0.075 mW/g
Maximum value of SAR (measured) = 0.230 mW/g

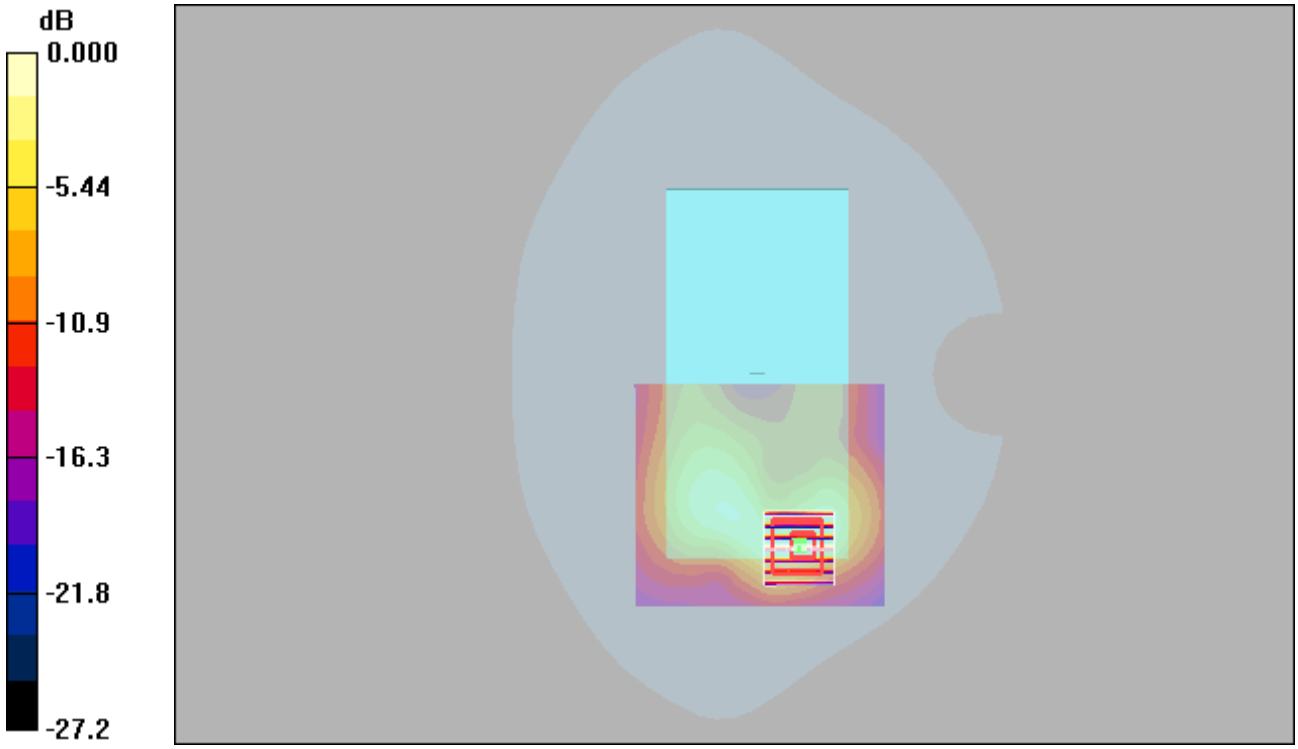

0 dB = 0.230mW/g

Test Laboratory: UnionTrust Date/Time: 2023/4/10

WIFI 2.4G_802.11b_Rear Face_10mm_11

DUT: EUT

Communication System: Wlan 802.11b; Frequency: 2462 MHz;Duty Cycle: 1:1
Medium: H2450 Medium parameters used: f = 2462 MHz; σ = 1.78 mho/m; ε_r = 38.6; ρ = 1000 kg/m^3

DASY4 Configuration:
- Probe: ES3DV3 - SN3090; ConvF(4.68, 4.68, 4.68); Calibrated: 2023/3/15
- Sensor-Surface: 3mm (Mechanical Surface Detection)
- Electronics: DAE4 Sn662; Calibrated: 2023/3/8
- Phantom: SAM 1; Type: QD 000 P40 CB; Serial: TP/1378
- Postprocessing SW: SEMCAD, V1.8 Build 186

Area Scan (91x91x1): Measurement grid: dx=12mm, dy=12mm
Maximum value of SAR (interpolated) = 0.103 mW/g

Zoom Scan (7x7x7)/Cube 0: Measurement grid: dx=5mm, dy=5mm, dz=5mm
Reference Value = 2.18 V/m; Power Drift = 0.075 dB
Peak SAR (extrapolated) = 0.141 W/kg
SAR(1 g) = 0.070 mW/g; SAR(10 g) = 0.035 mW/g
Maximum value of SAR (measured) = 0.091 mW/g



0 dB = 0.091mW/g

Test Laboratory: UnionTrust Date/Time: 2023/4/13

GSM850_GPRS10_Bottom Side_10MM_128

DUT: EUT

Communication System: GPRS 850-2solt; Frequency: 824.2 MHz;Duty Cycle: 1:4
Medium: H835 Medium parameters used : f = 824.2 MHz; σ = 0.929 mho/m; ε_r = 40.5; ρ = 1000 kg/m^3

DASY4 Configuration:
- Probe: ES3DV3 - SN3090; ConvF(6.25, 6.25, 6.25); Calibrated: 2023/3/15
- Sensor-Surface: 3mm (Mechanical Surface Detection)
- Electronics: DAE4 Sn662; Calibrated: 2023/3/8
- Phantom: SAM 1; Type: QD 000 P40 CB; Serial: TP/1378
- Postprocessing SW: SEMCAD, V1.8 Build 186

Area Scan (51x81x1): Measurement grid: dx=15mm, dy=15mm
Maximum value of SAR (interpolated) = 0.023 mW/g

Zoom Scan (5x5x7)/Cube 0: Measurement grid: dx=8mm, dy=8mm, dz=5mm
Reference Value = 4.52 V/m; Power Drift = 0.029 dB
Peak SAR (extrapolated) = 0.034 W/kg
SAR(1 g) = 0.018 mW/g; SAR(10 g) = 0.00932 mW/g
Maximum value of SAR (measured) = 0.023 mW/g



0 dB = 0.023mW/g

GSM1900_GPRS11_Bottom Side_10MM_512

DUT: EUT

Communication System: GPRS1900-3slots; Frequency: 1850.2 MHz;Duty Cycle: 1:2.67
Medium: H1900 Medium parameters used : f = 1850.2 MHz; σ = 1.43 mho/m; ε_r = 40; ρ = 1000 kg/m^3

DASY4 Configuration:
- Probe: ES3DV3 - SN3090; ConvF(5.11, 5.11, 5.11); Calibrated: 2023/3/15
- Sensor-Surface: 3mm (Mechanical Surface Detection)
- Electronics: DAE4 Sn662; Calibrated: 2023/3/8
- Phantom: SAM 1; Type: QD 000 P40 CB; Serial: TP/1378
- Postprocessing SW: SEMCAD, V1.8 Build 186

Area Scan (51x81x1): Measurement grid: dx=15mm, dy=15mm
Maximum value of SAR (interpolated) = 0.957 mW/g

Zoom Scan (5x5x7)/Cube 0: Measurement grid: dx=8mm, dy=8mm, dz=5mm
Reference Value = 17.7 V/m; Power Drift = 0.190 dB
Peak SAR (extrapolated) = 1.31 W/kg
SAR(1 g) = 0.675 mW/g; SAR(10 g) = 0.332 mW/g
Maximum value of SAR (measured) = 0.871 mW/g



0 dB = 0.871mW/g

Test Laboratory: UnionTrust Date/Time: 2023/4/17

WCDMA II_RMC12.2K_Bottom Side_10mm_9400

DUT: EUT

Communication System: WCDMA Band II; Frequency: 1880 MHz;Duty Cycle: 1:1
Medium: H1900 Medium parameters used: f = 1880 MHz; σ = 1.44 mho/m; ε_r = 40.1; ρ = 1000 kg/m^3

DASY4 Configuration:
- Probe: ES3DV3 - SN3090; ConvF(5.11, 5.11, 5.11); Calibrated: 2023/3/15
- Sensor-Surface: 3mm (Mechanical Surface Detection)
- Electronics: DAE4 Sn662; Calibrated: 2023/3/8
- Phantom: SAM 1; Type: QD 000 P40 CB; Serial: TP/1378
- Postprocessing SW: SEMCAD, V1.8 Build 186

Area Scan (51x81x1): Measurement grid: dx=15mm, dy=15mm
Maximum value of SAR (interpolated) = 1.32 mW/g

Zoom Scan (5x5x7)/Cube 0: Measurement grid: dx=8mm, dy=8mm, dz=5mm
Reference Value = 17.9 V/m; Power Drift = -0.094 dB
Peak SAR (extrapolated) = 1.86 W/kg
SAR(1 g) = 0.993 mW/g; SAR(10 g) = 0.503 mW/g
Maximum value of SAR (measured) = 1.25 mW/g

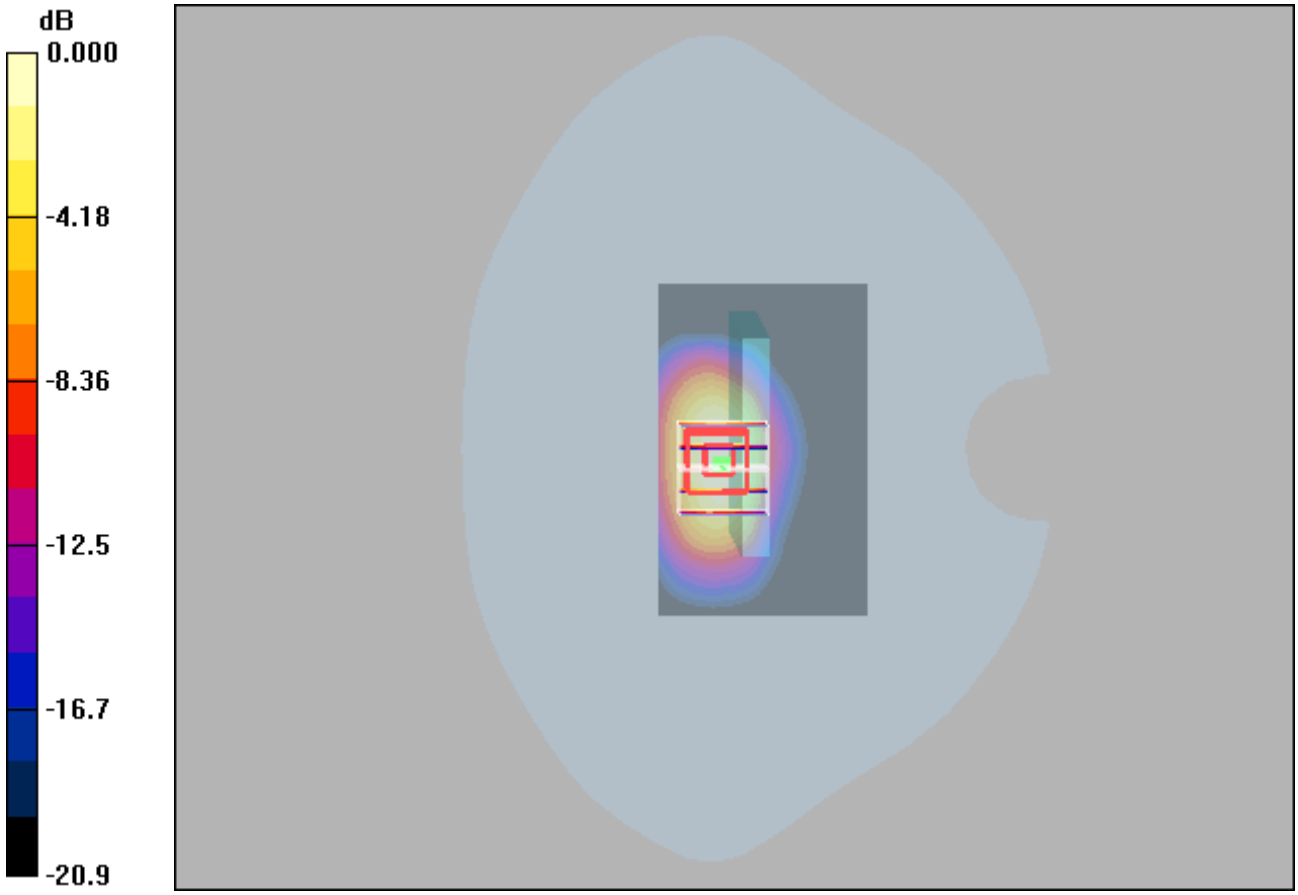

0 dB = 1.25mW/g

Test Laboratory: UnionTrust Date/Time: 2023/4/11

WCDMA IV_RMC12.2K_Bottom Side_10mm_1413

DUT: EUT

Communication System: WCDMA Band IV; Frequency: 1732.6 MHz;Duty Cycle: 1:1
Medium: H1750 Medium parameters used: f = 1733 MHz; σ = 1.29 mho/m; ε_r = 40.7; ρ = 1000 kg/m^3

DASY4 Configuration:
- Probe: ES3DV3 - SN3090; ConvF(5.37, 5.37, 5.37); Calibrated: 2023/3/15
- Sensor-Surface: 3mm (Mechanical Surface Detection)
- Electronics: DAE4 Sn662; Calibrated: 2023/3/8
- Phantom: SAM 1; Type: QD 000 P40 CB; Serial: TP/1378
- Postprocessing SW: SEMCAD, V1.8 Build 186

Area Scan (51x81x1): Measurement grid: dx=15mm, dy=15mm
Maximum value of SAR (interpolated) = 1.39 mW/g

Zoom Scan (5x5x7)/Cube 0: Measurement grid: dx=8mm, dy=8mm, dz=5mm
Reference Value = 23.6 V/m; Power Drift = 0.027 dB
Peak SAR (extrapolated) = 1.89 W/kg
SAR(1 g) = 1.01 mW/g; SAR(10 g) = 0.511 mW/g
Maximum value of SAR (measured) = 1.28 mW/g



0 dB = 1.28mW/g

LTE 4_QPSK20M_1_99_Bottom Side_10MM_20175

DUT: EUT

Communication System: LTE Band 4&20M; Frequency: 1732.5 MHz;Duty Cycle: 1:1
Medium: H1750 Medium parameters used : f = 1732.5 MHz; σ = 1.29 mho/m; ε_r = 40.7; ρ = 1000 kg/m^3

DASY4 Configuration:
- Probe: ES3DV3 - SN3090; ConvF(5.37, 5.37, 5.37); Calibrated: 2023/3/15
- Sensor-Surface: 3mm (Mechanical Surface Detection)
- Electronics: DAE4 Sn662; Calibrated: 2023/3/8
- Phantom: SAM 1; Type: QD 000 P40 CB; Serial: TP/1378
- Postprocessing SW: SEMCAD, V1.8 Build 186

Area Scan (51x81x1): Measurement grid: dx=15mm, dy=15mm
Maximum value of SAR (interpolated) = 1.39 mW/g

Zoom Scan (5x5x7)/Cube 0: Measurement grid: dx=8mm, dy=8mm, dz=5mm
Reference Value = 23.7 V/m; Power Drift = 0.160 dB
Peak SAR (extrapolated) = 1.87 W/kg
SAR(1 g) = 1.01 mW/g; SAR(10 g) = 0.511 mW/g
Maximum value of SAR (measured) = 1.28 mW/g



0 dB = 1.28mW/g

Test Laboratory: UnionTrust Date/Time: 2023/4/8

LTE 7_QPSK20M_1_99_Bottom Side_10MM_21100

DUT: EUT

Communication System: LTE Band 7&20M; Frequency: 2535 MHz;Duty Cycle: 1:1
Medium: H2600 Medium parameters used: f = 2535 MHz; σ = 1.89 mho/m; ε_r = 38.5; ρ = 1000 kg/m^3

DASY4 Configuration:
- Probe: ES3DV3 - SN3090; ConvF(4.68, 4.68, 4.68); Calibrated: 2023/3/15
- Sensor-Surface: 3mm (Mechanical Surface Detection)
- Electronics: DAE4 Sn662; Calibrated: 2023/3/8
- Phantom: SAM 1; Type: QD 000 P40 CB; Serial: TP/1378
- Postprocessing SW: SEMCAD, V1.8 Build 186

Area Scan (61x101x1): Measurement grid: dx=12mm, dy=12mm
Maximum value of SAR (interpolated) = 1.34 mW/g

Zoom Scan (7x7x7)/Cube 0: Measurement grid: dx=5mm, dy=5mm, dz=5mm
Reference Value = 18.6 V/m; Power Drift = 0.042 dB
Peak SAR (extrapolated) = 2.06 W/kg
SAR(1 g) = 0.964 mW/g; SAR(10 g) = 0.427 mW/g
Maximum value of SAR (measured) = 1.29 mW/g

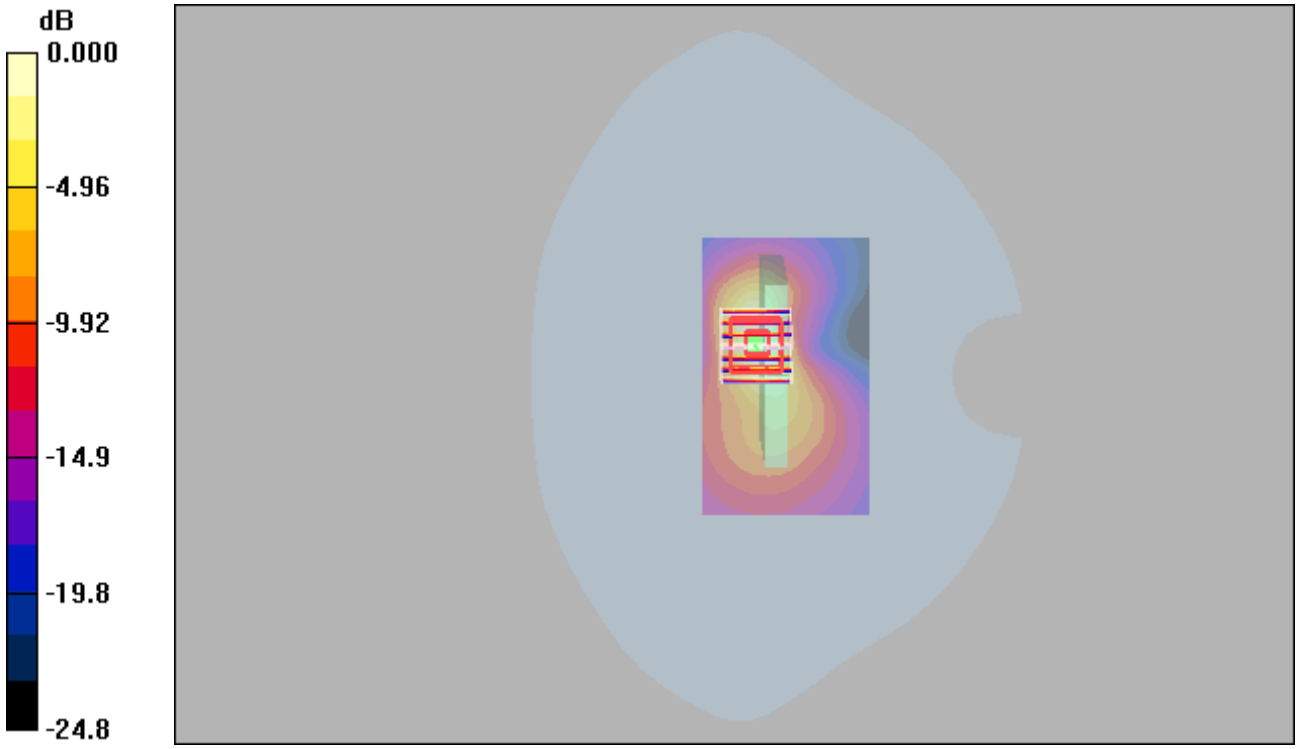

0 dB = 1.29mW/g

Test Laboratory: UnionTrust Date/Time: 2023/4/9

LTE 38_QPSK20M_1_99_Bottom Side_10MM_38150

DUT: EUT

Communication System: TDD-LTE Band38&20M; Frequency: 2610 MHz;Duty Cycle: 1:1.58
Medium: H2600 Medium parameters used : f = 2610 MHz; σ = 1.94 mho/m; ε_r = 38.3; ρ = 1000 kg/m^3

DASY4 Configuration:
- Probe: ES3DV3 - SN3090; ConvF(4.53, 4.53, 4.53); Calibrated: 2023/3/15
- Sensor-Surface: 3mm (Mechanical Surface Detection)
- Electronics: DAE4 Sn662; Calibrated: 2023/3/8
- Phantom: SAM 1; Type: QD 000 P40 CB; Serial: TP/1378
- Postprocessing SW: SEMCAD, V1.8 Build 186

Area Scan (61x101x1): Measurement grid: dx=12mm, dy=12mm
Maximum value of SAR (interpolated) = 0.289 mW/g

Zoom Scan (7x7x7)/Cube 0: Measurement grid: dx=5mm, dy=5mm, dz=5mm
Reference Value = 9.36 V/m; Power Drift = -0.046 dB
Peak SAR (extrapolated) = 0.466 W/kg
SAR(1 g) = 0.215 mW/g; SAR(10 g) = 0.094 mW/g
Maximum value of SAR (measured) = 0.289 mW/g



0 dB = 0.289mW/g

Test Laboratory: UnionTrust Date/Time: 2023/4/9

LTE 38_QPSK20M_50_25_Bottom Side_10MM_38150

DUT: EUT

Communication System: TDD-LTE Band38&20M; Frequency: 2610 MHz;Duty Cycle: 1:1.58
Medium: H2600 Medium parameters used : f = 2610 MHz; σ = 1.94 mho/m; ε_r = 38.3; ρ = 1000 kg/m^3

DASY4 Configuration:
- Probe: ES3DV3 - SN3090; ConvF(4.53, 4.53, 4.53); Calibrated: 2023/3/15
- Sensor-Surface: 3mm (Mechanical Surface Detection)
- Electronics: DAE4 Sn662; Calibrated: 2023/3/8
- Phantom: SAM 1; Type: QD 000 P40 CB; Serial: TP/1378
- Postprocessing SW: SEMCAD, V1.8 Build 186

Area Scan (61x101x1): Measurement grid: dx=12mm, dy=12mm
Maximum value of SAR (interpolated) = 0.286 mW/g

Zoom Scan (7x7x7)/Cube 0: Measurement grid: dx=5mm, dy=5mm, dz=5mm
Reference Value = 9.03 V/m; Power Drift = 0.021 dB
Peak SAR (extrapolated) = 0.460 W/kg
SAR(1 g) = 0.212 mW/g; SAR(10 g) = 0.093 mW/g
Maximum value of SAR (measured) = 0.287 mW/g



0 dB = 0.287mW/g