WCDMA Band V (RMC 12.2Kbps)

Lowest Channel

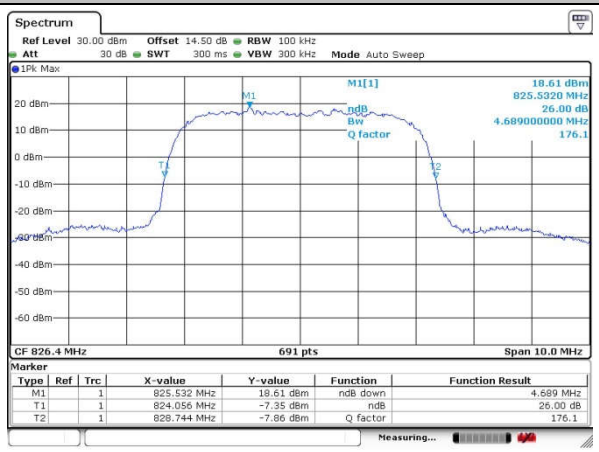

WCDMA Band II (RMC 12.2Kbps)

Lowest Channel

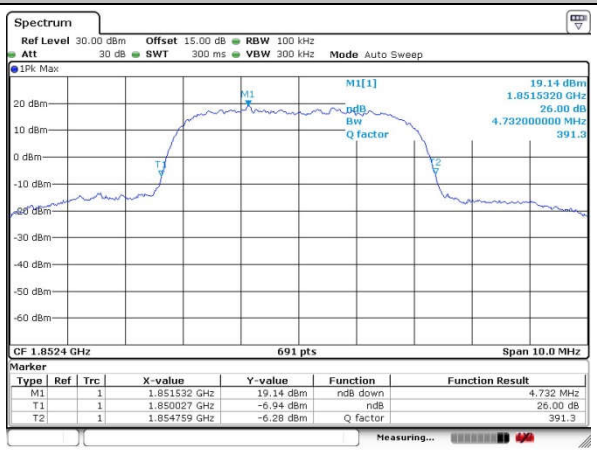

Middle Channel

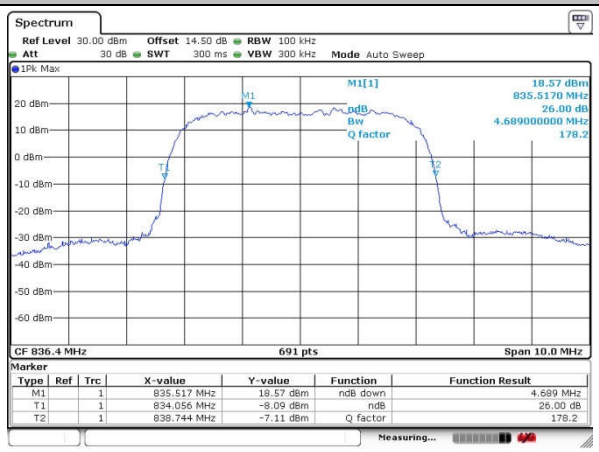

Middle Channel

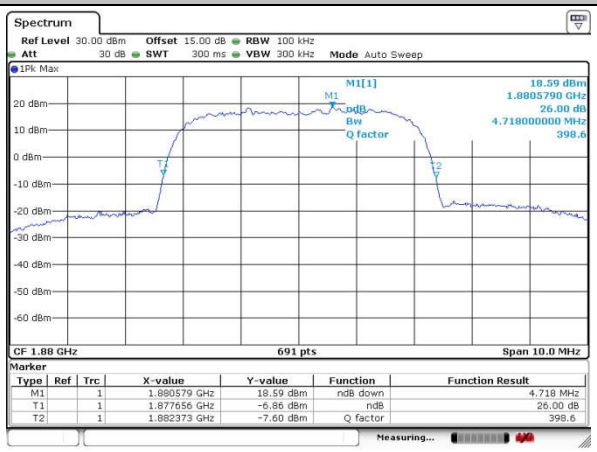

Highest Channel

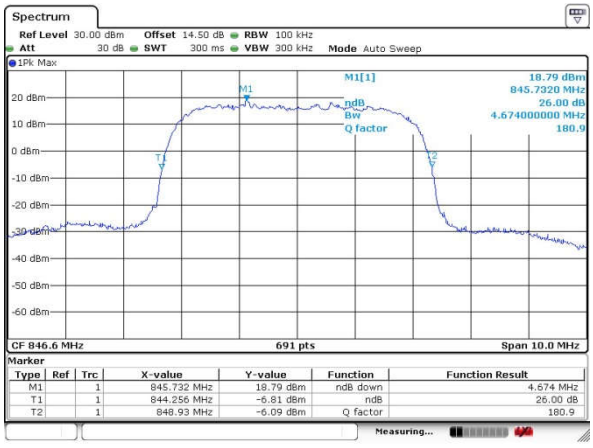

Highest Channel

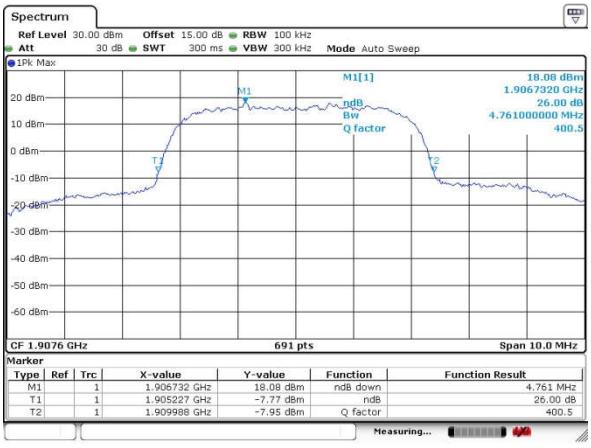

WCDMA Band IV (RMC 12.2Kbps)

Lowest Channel

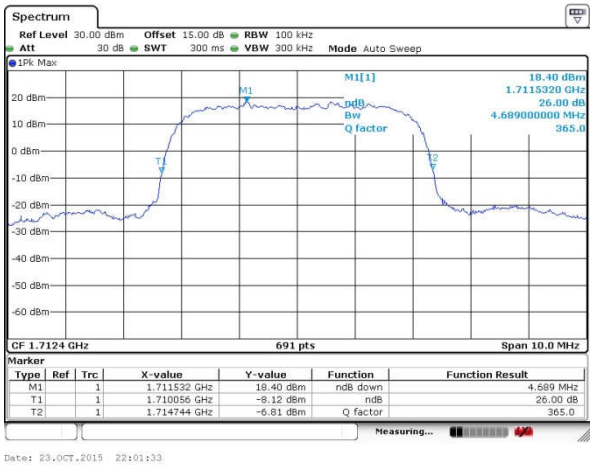

Middle Channel

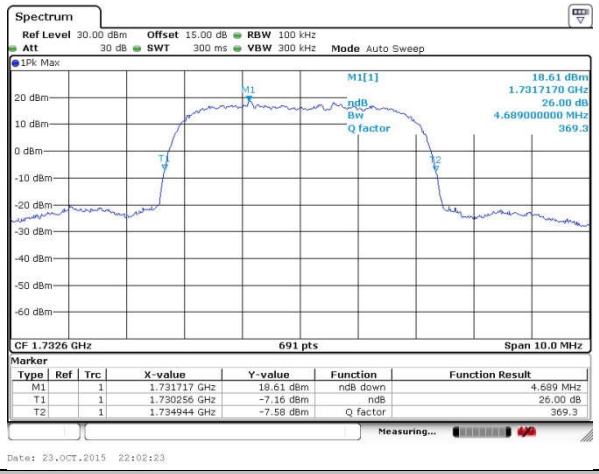

Highest Channel

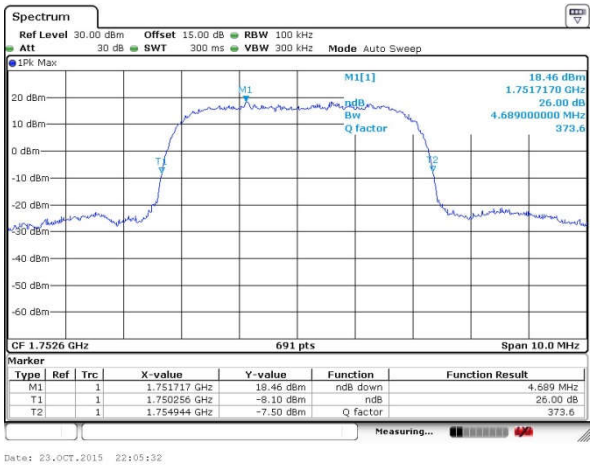

Occupied Bandwidth

Mode	GSM850	
Mod.	GSM	EDGE class 8
Lowest CH	244.57	253.26
Middle CH	244.57	243.13
Highest CH	244.57	246.02

Mode	GSM1900	
Mod.	GSM	EDGE class 8
Lowest CH	244.57	247.47
Middle CH	244.57	256.15
Highest CH	246.02	248.91

Mode	WCDMA Band V	WCDMA Band II	WCDMA Band IV
Mod.	RMC 12.2Kbps	RMC 12.2Kbps	RMC 12.2Kbps
Lowest CH	4.15	4.17	4.15
Middle CH	4.15	4.17	4.15
Highest CH	4.15	4.18	4.15

GSM850 (GSM)	GSM850 (EDGE class 8)
Lowest Channel	**Lowest Channel**
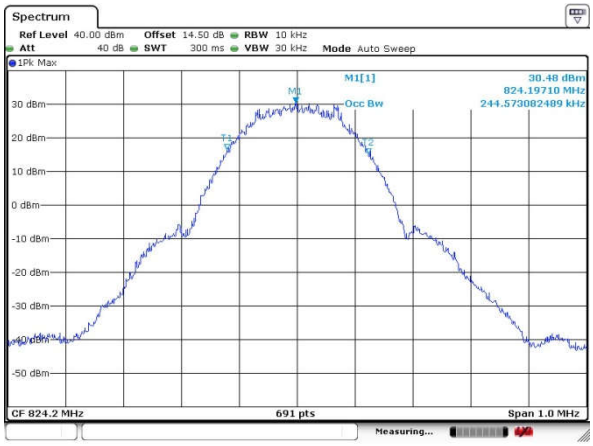	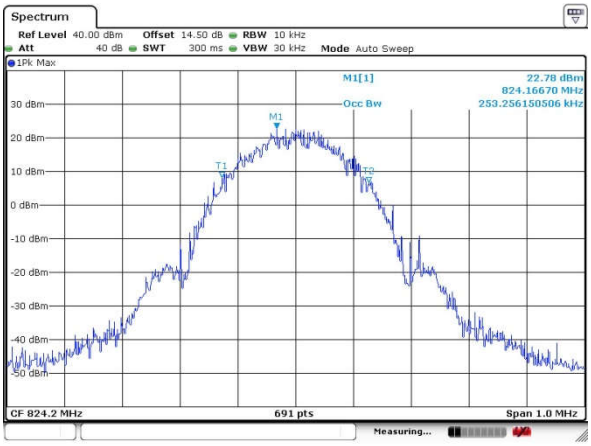
Middle Channel	**Middle Channel**
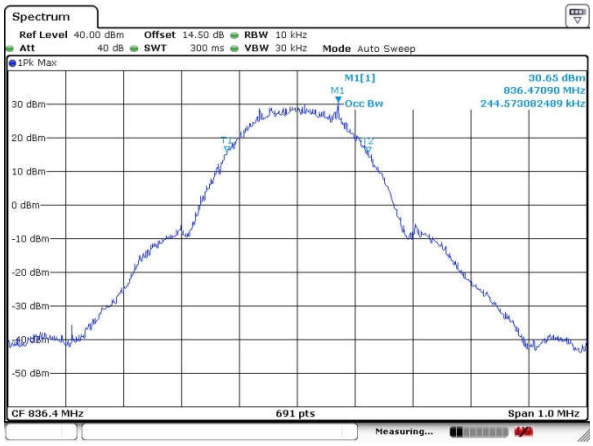	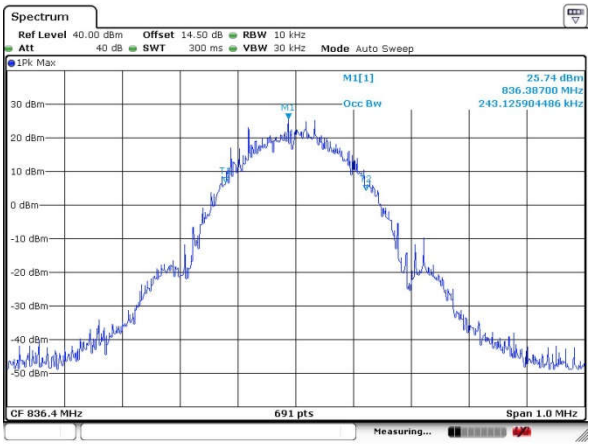
Highest Channel	**Highest Channel**
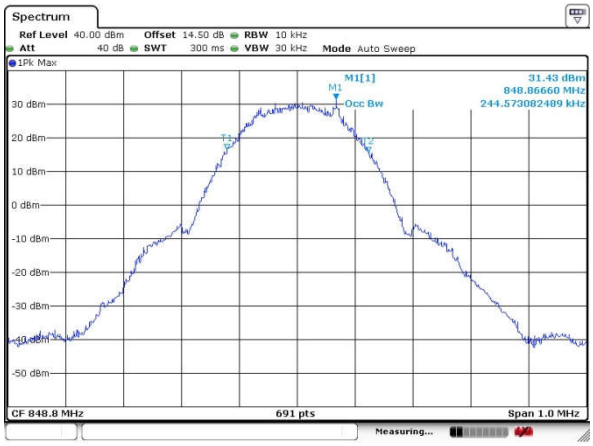	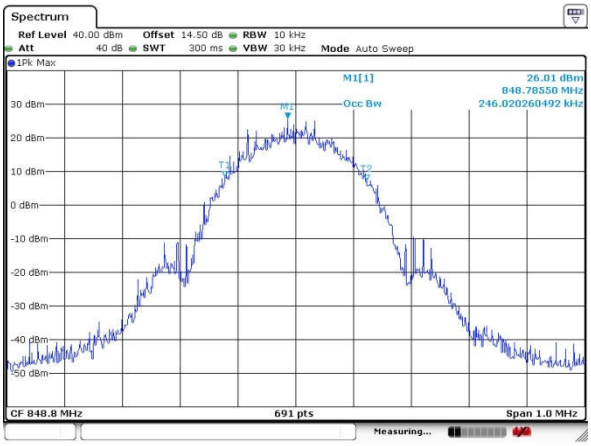

GSM1900 (GSM)	GSM1900 (EDGE class 8)
Lowest Channel	**Lowest Channel**
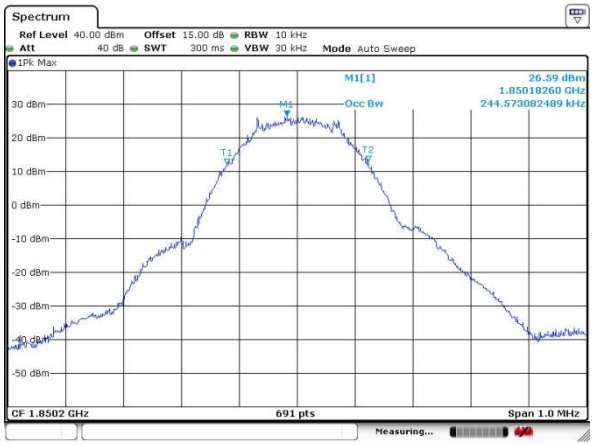	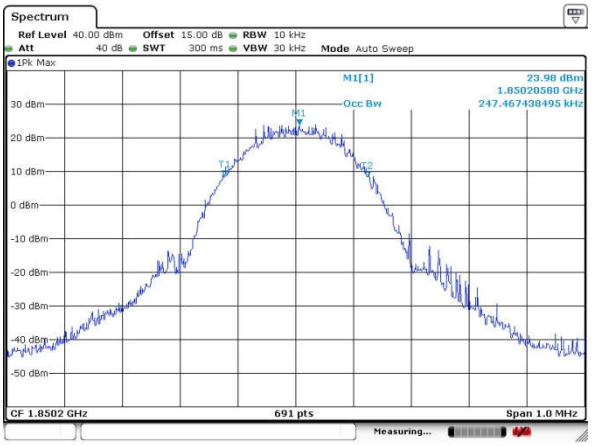
Middle Channel	**Middle Channel**
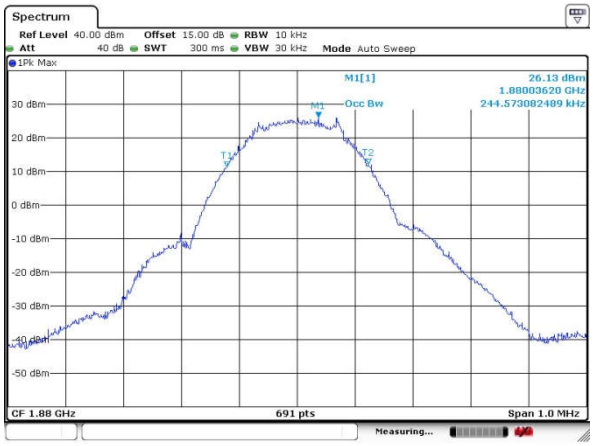	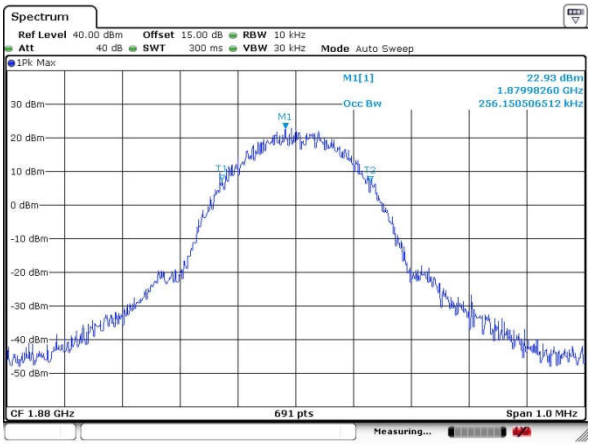
Highest Channel	**Highest Channel**
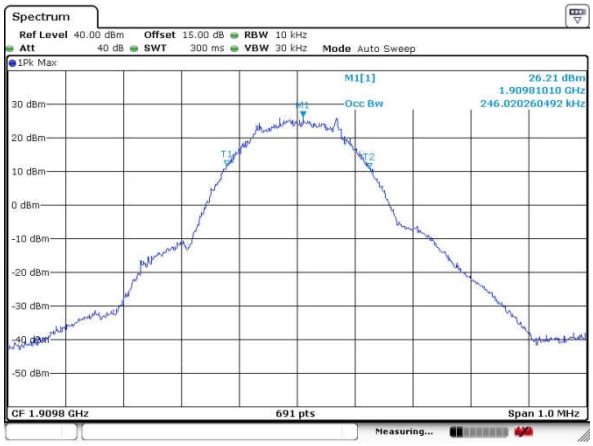	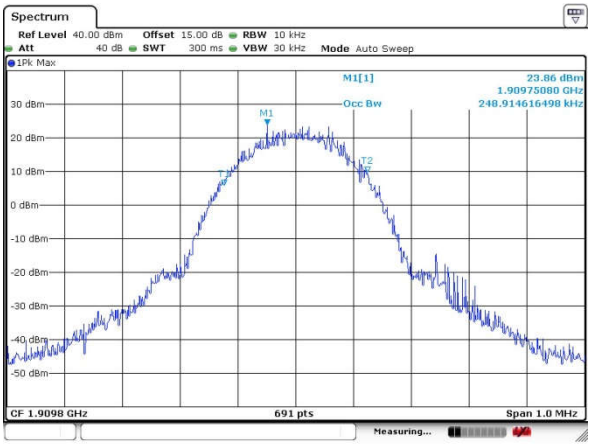

WCDMA Band V (RMC 12.2Kbps)	WCDMA Band II (RMC 12.2Kbps)
Lowest Channel	**Lowest Channel**
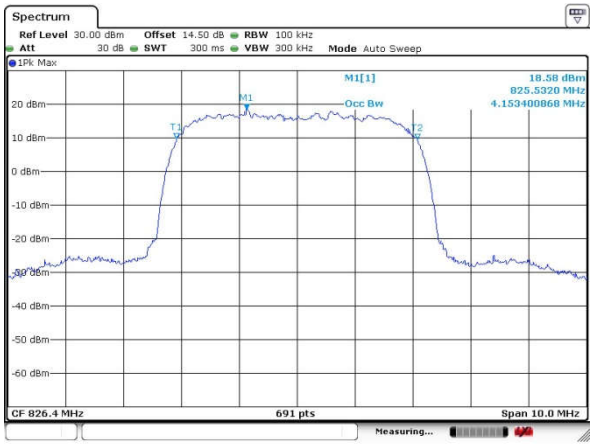	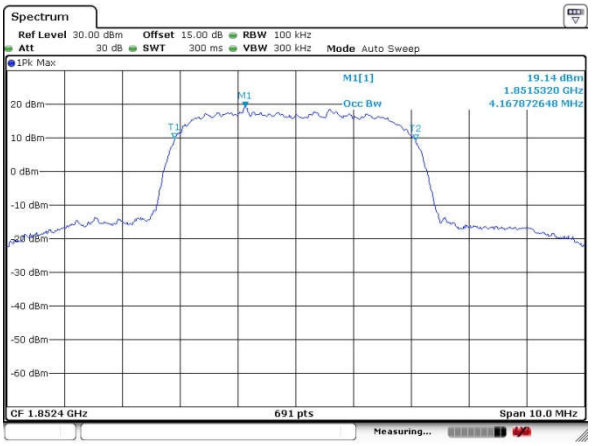
Middle Channel	**Middle Channel**
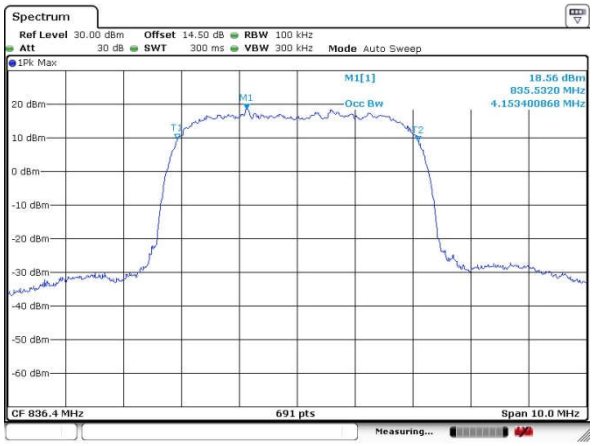	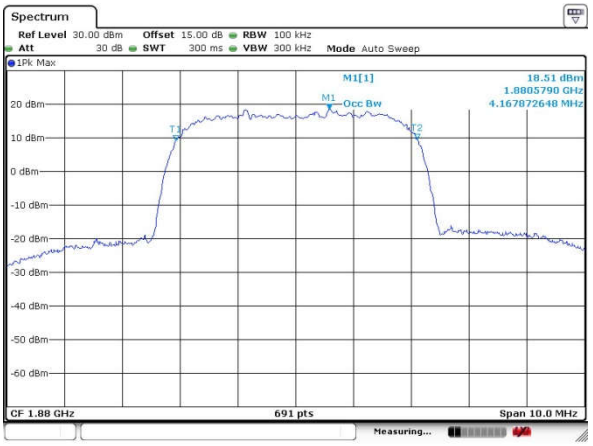
Highest Channel	**Highest Channel**
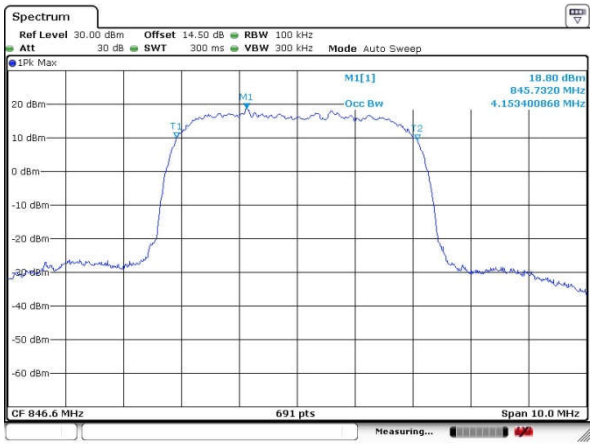	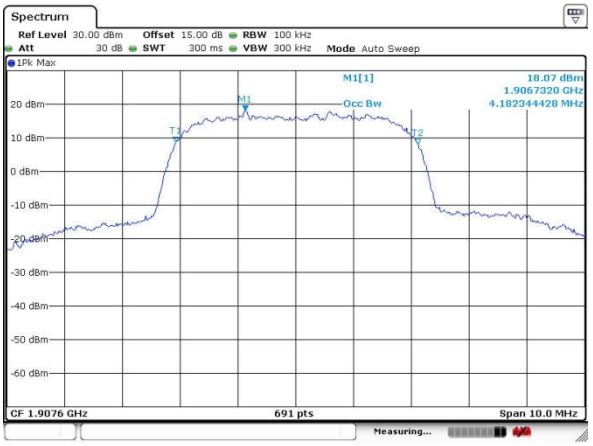

WCDMA Band IV (RMC 12.2Kbps)	
Lowest Channel	
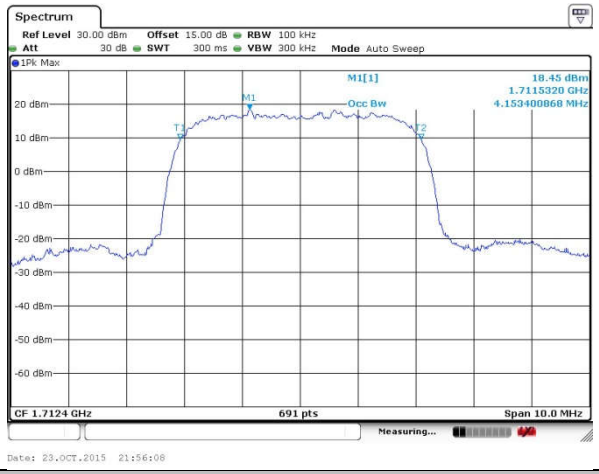	
Middle Channel	
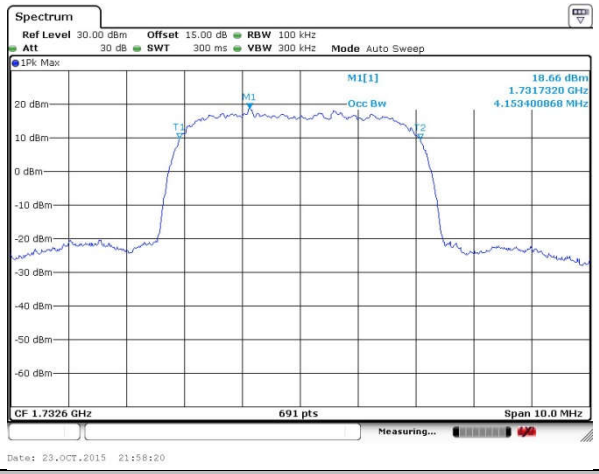	
Highest Channel	
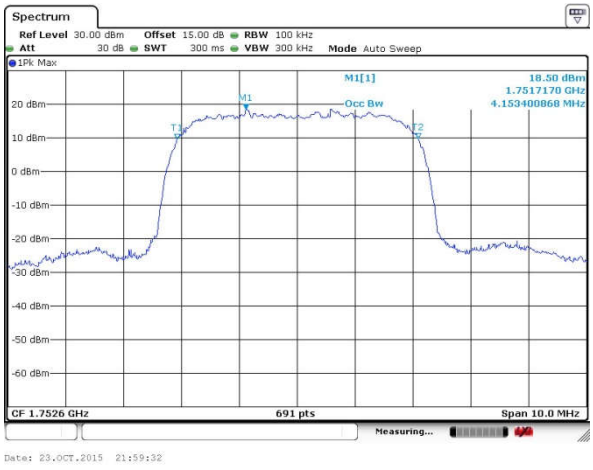	

Conducted Band Edge

GSM850 (GSM)	
Lowest Band Edge	**Highest Band Edge**

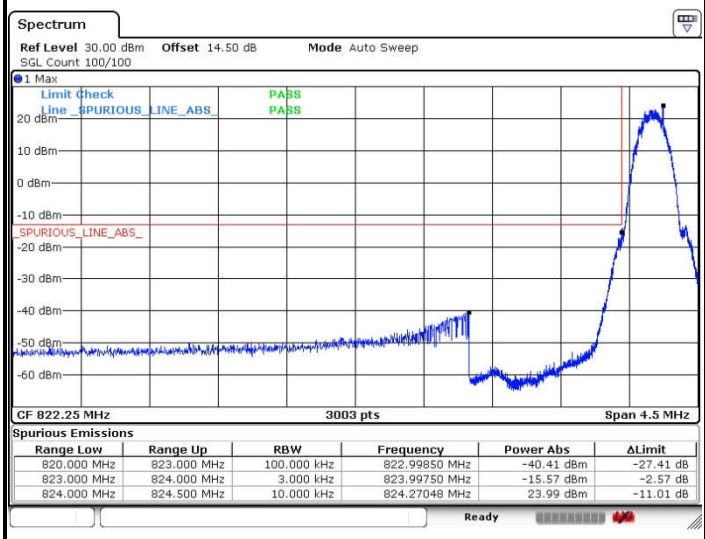

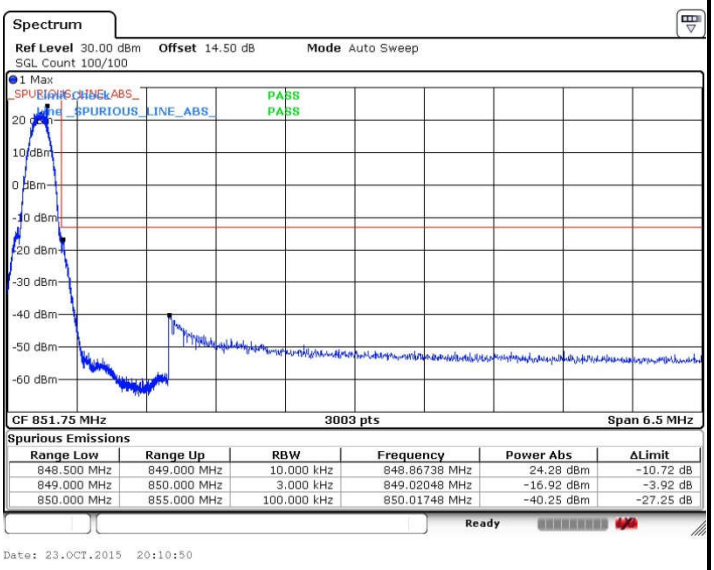

GSM850 (EDGE class 8)

Lowest Band Edge

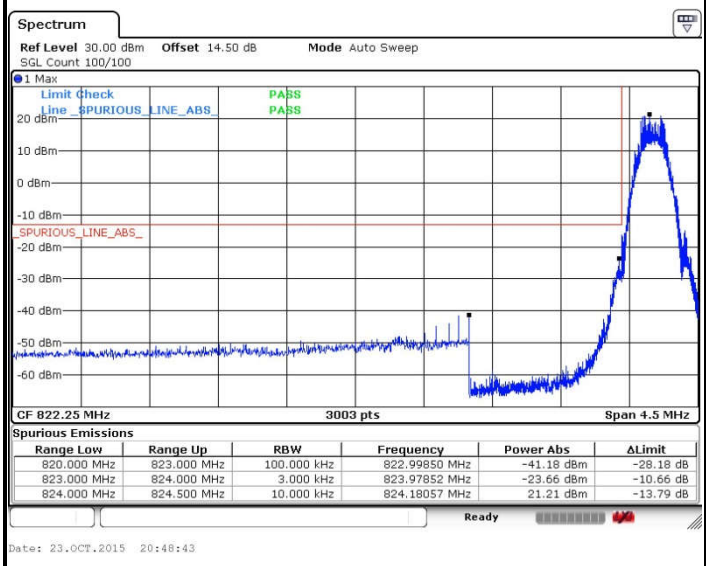

Spurious Emissions

Range Low	Range Up	RBW	Frequency	Power Abs	ΔLimit
820.000 MHz	823.000 MHz	100.000 kHz	822.99850 MHz	-41.18 dBm	-28.18 dB
823.000 MHz	824.000 MHz	3.000 kHz	823.97852 MHz	-23.66 dBm	-10.66 dB
824.000 MHz	824.500 MHz	10.000 kHz	824.18057 MHz	21.21 dBm	-13.79 dB

Date: 23.OCT.2015 20:48:43

Highest Band Edge

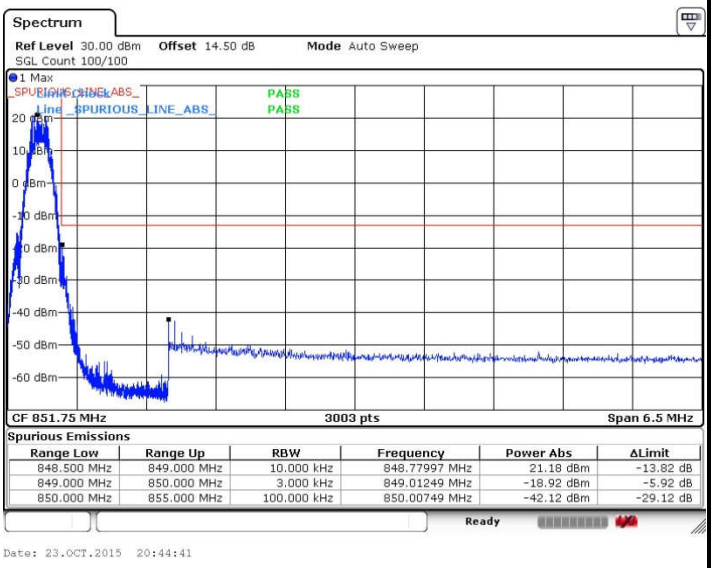

Spurious Emissions

Range Low	Range Up	RBW	Frequency	Power Abs	ΔLimit
848.500 MHz	849.000 MHz	10.000 kHz	848.77997 MHz	21.18 dBm	-13.82 dB
849.000 MHz	850.000 MHz	3.000 kHz	849.01249 MHz	-18.92 dBm	-5.92 dB
850.000 MHz	855.000 MHz	100.000 kHz	850.00749 MHz	-42.12 dBm	-29.12 dB

Date: 23.OCT.2015 20:44:41

GSM1900 (GSM)

Lowest Band Edge

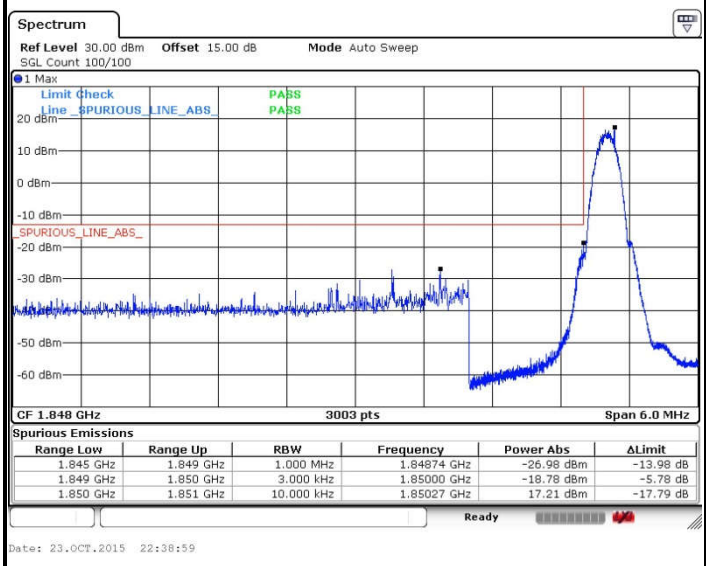

Spurious Emissions

Range Low	Range Up	RBW	Frequency	Power Abs	ΔLimit
1.845 GHz	1.849 GHz	1.000 MHz	1.84874 GHz	-26.98 dBm	-13.98 dB
1.849 GHz	1.850 GHz	3.000 kHz	1.85000 GHz	-18.78 dBm	-5.78 dB
1.850 GHz	1.851 GHz	10.000 kHz	1.85027 GHz	17.21 dBm	-17.79 dB

Date: 23.OCT.2015 22:38:59

Highest Band Edge

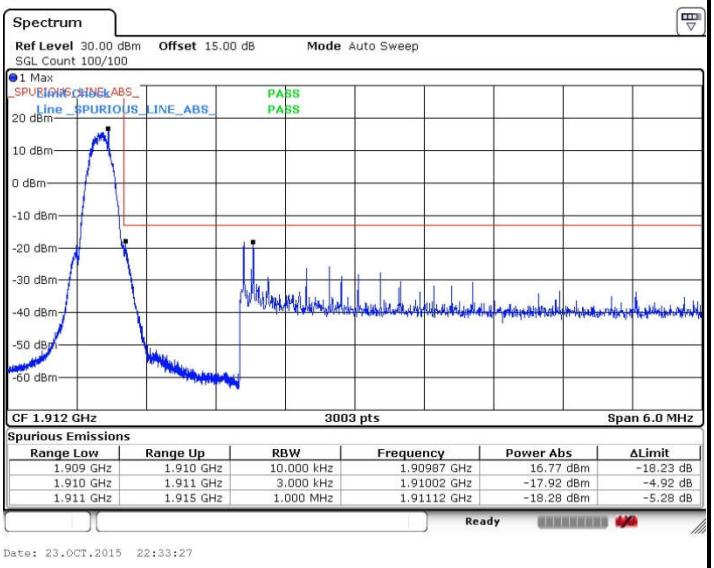

Spurious Emissions

Range Low	Range Up	RBW	Frequency	Power Abs	ΔLimit
1.909 GHz	1.910 GHz	10.000 kHz	1.90987 GHz	16.77 dBm	-18.23 dB
1.910 GHz	1.911 GHz	3.000 kHz	1.91002 GHz	-17.92 dBm	-4.92 dB
1.911 GHz	1.915 GHz	1.000 MHz	1.91112 GHz	-18.28 dBm	-5.28 dB

Date: 23.OCT.2015 22:33:27

GSM1900 (EDGE class 8)	
Lowest Band Edge	**Highest Band Edge**
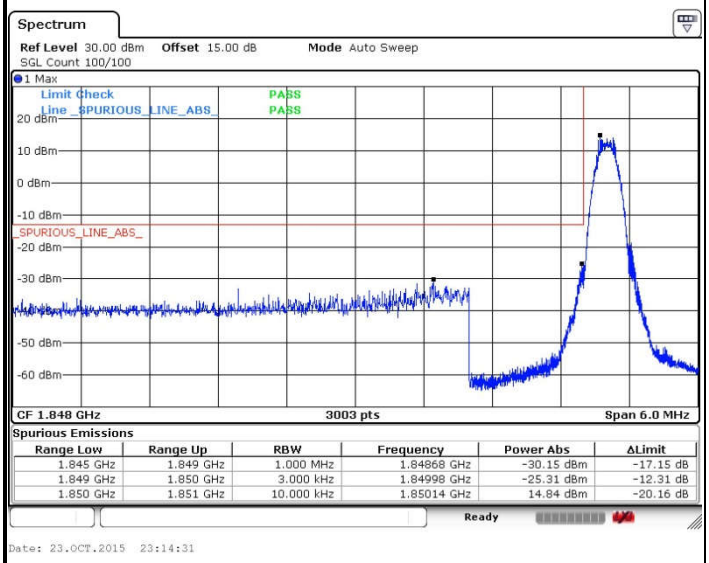	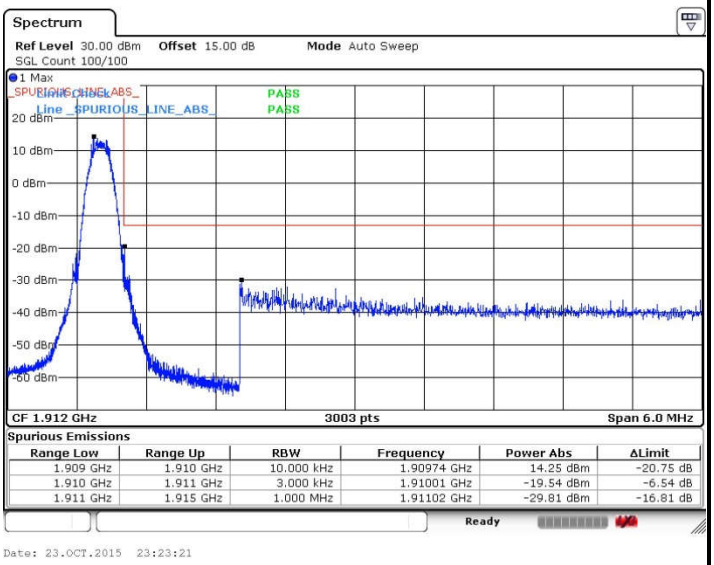

WCDMA Band V (RMC 12.2Kbps)

Lowest Band Edge

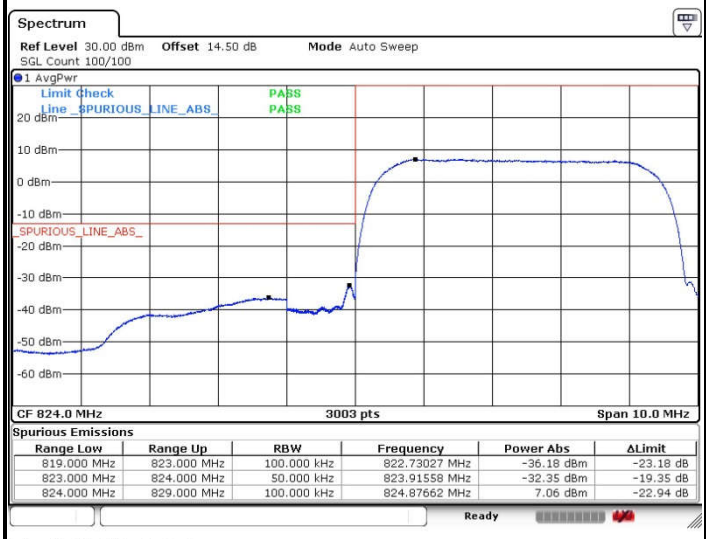

Spurious Emissions

Range Low	Range Up	RBW	Frequency	Power Abs	ΔLimit
819.000 MHz	823.000 MHz	100.000 kHz	822.73027 MHz	-36.18 dBm	-23.18 dB
823.000 MHz	824.000 MHz	50.000 kHz	823.91558 MHz	-32.35 dBm	-19.35 dB
824.000 MHz	829.000 MHz	100.000 kHz	824.87662 MHz	7.06 dBm	-22.94 dB

Date: 23.OCT.2015 21:06:05

Highest Band Edge

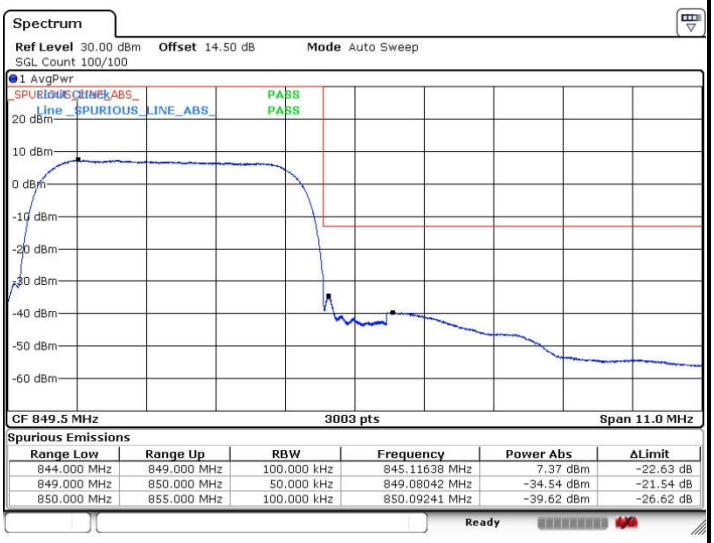

Spurious Emissions

Range Low	Range Up	RBW	Frequency	Power Abs	ΔLimit
844.000 MHz	849.000 MHz	100.000 kHz	845.11638 MHz	7.37 dBm	-22.63 dB
849.000 MHz	850.000 MHz	50.000 kHz	849.08042 MHz	-34.54 dBm	-21.54 dB
850.000 MHz	855.000 MHz	100.000 kHz	850.09241 MHz	-39.62 dBm	-26.62 dB

Date: 23.OCT.2015 21:07:09

WCDMA Band II (RMC 12.2Kbps)

Lowest Band Edge

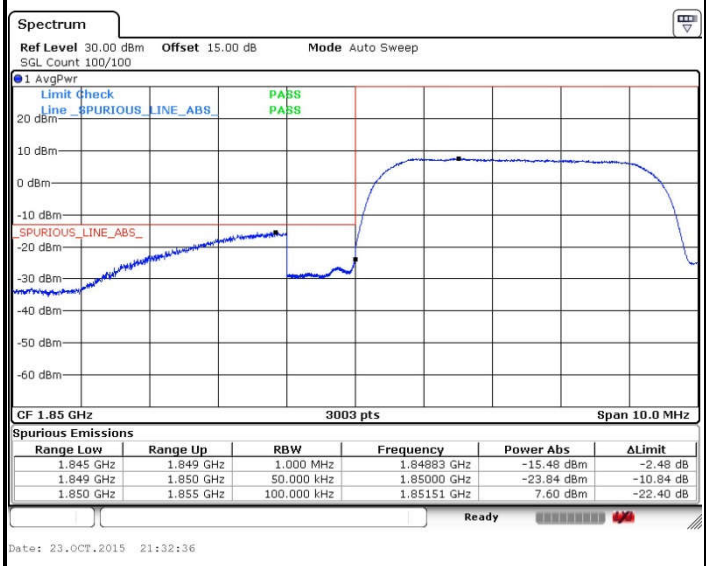

Spurious Emissions

Range Low	Range Up	RBW	Frequency	Power Abs	ΔLimit
1.845 GHz	1.849 GHz	1.000 MHz	1.84883 GHz	-15.48 dBm	-2.48 dB
1.849 GHz	1.850 GHz	50.000 kHz	1.85000 GHz	-23.84 dBm	-10.84 dB
1.850 GHz	1.855 GHz	100.000 kHz	1.85151 GHz	7.60 dBm	-22.40 dB

Date: 23.OCT.2015 21:32:36

Highest Band Edge

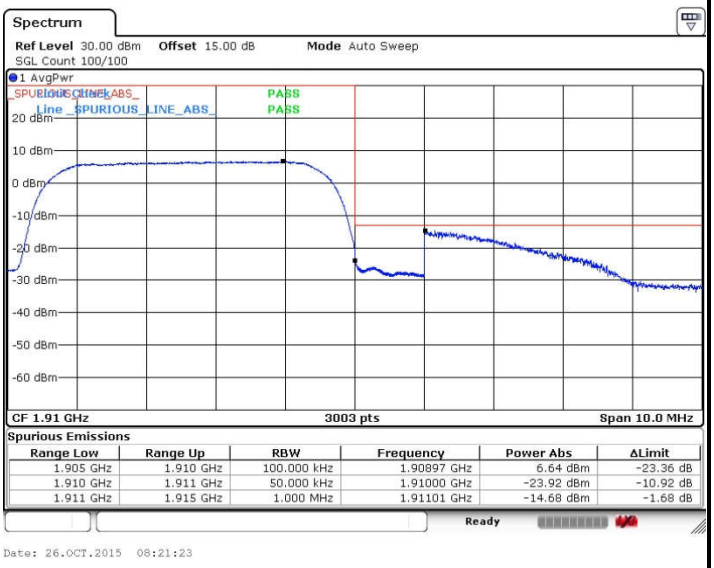

Spurious Emissions

Range Low	Range Up	RBW	Frequency	Power Abs	ΔLimit
1.905 GHz	1.910 GHz	100.000 kHz	1.90897 GHz	6.64 dBm	-23.36 dB
1.910 GHz	1.911 GHz	50.000 kHz	1.91000 GHz	-23.92 dBm	-10.92 dB
1.911 GHz	1.915 GHz	1.000 MHz	1.91101 GHz	-14.68 dBm	-1.68 dB

Date: 26.OCT.2015 08:21:23

WCDMA Band IV (RMC 12.2Kbps)	
Lowest Band Edge	**Highest Band Edge**

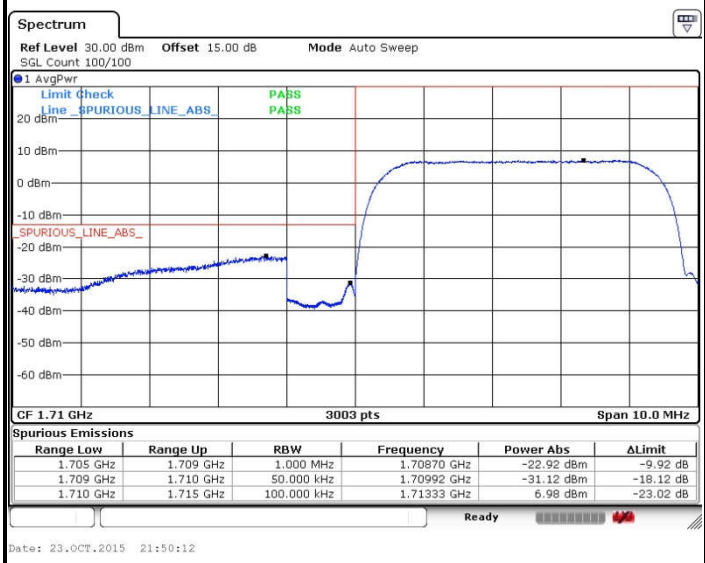

Spurious Emissions

Range Low	Range Up	RBW	Frequency	Power Abs	ΔLimit
1.705 GHz	1.709 GHz	1.000 MHz	1.70870 GHz	-22.92 dBm	-9.92 dB
1.709 GHz	1.710 GHz	50.000 kHz	1.70992 GHz	-31.12 dBm	-18.12 dB
1.710 GHz	1.715 GHz	100.000 kHz	1.71333 GHz	6.98 dBm	-23.02 dB

Date: 23.OCT.2015 21:50:12

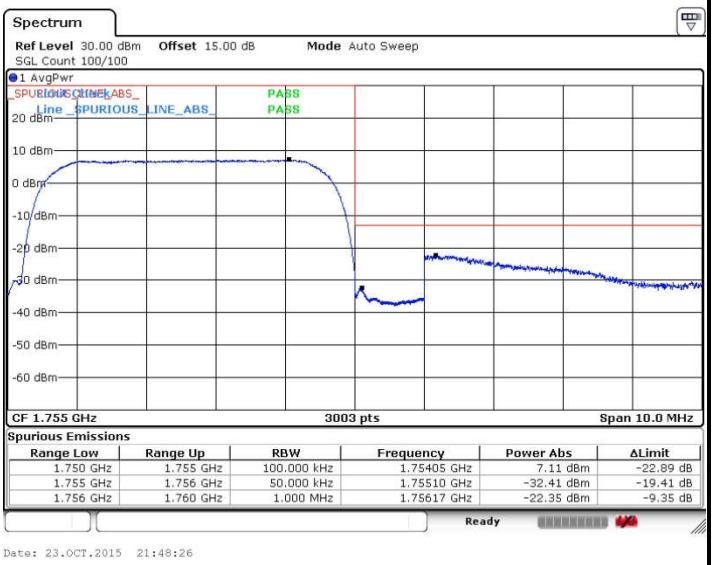

Spurious Emissions

Range Low	Range Up	RBW	Frequency	Power Abs	ΔLimit
1.750 GHz	1.755 GHz	100.000 kHz	1.75405 GHz	7.11 dBm	-22.89 dB
1.755 GHz	1.756 GHz	50.000 kHz	1.75510 GHz	-32.41 dBm	-19.41 dB
1.756 GHz	1.760 GHz	1.000 MHz	1.75617 GHz	-22.35 dBm	-9.35 dB

Date: 23.OCT.2015 21:48:26

Conducted Spurious Emission

GSM850 (GSM)

Lowest Channel

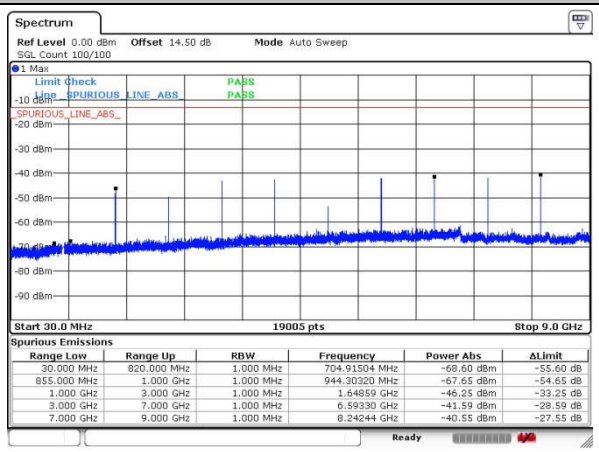

Spurious Emissions

Range Low	Range Up	RBW	Frequency	Power Abs	ΔLimit
30.000 MHz	820.000 MHz	1.000 MHz	704.91504 MHz	-68.60 dBm	-55.60 dB
855.000 MHz	1.000 GHz	1.000 MHz	944.30320 MHz	-67.65 dBm	-54.65 dB
1.000 GHz	3.000 GHz	1.000 MHz	1.64859 GHz	-46.25 dBm	-33.25 dB
3.000 GHz	7.000 GHz	1.000 MHz	6.59330 GHz	-41.59 dBm	-28.59 dB
7.000 GHz	9.000 GHz	1.000 MHz	8.24244 GHz	-40.55 dBm	-27.55 dB

Date: 23.OCT.2015 20:15:59

GSM850 (EDGE class 8)

Lowest Channel

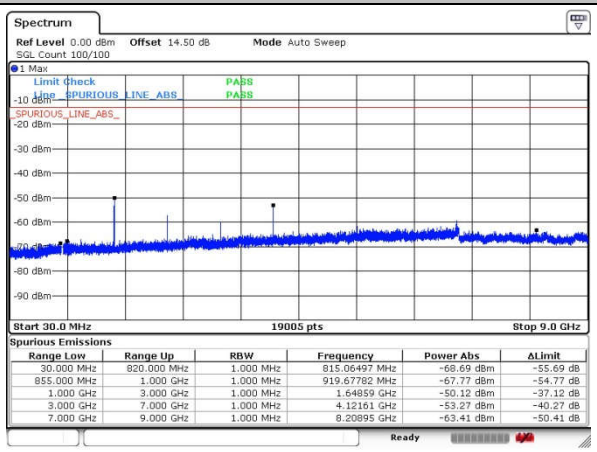

Spurious Emissions

Range Low	Range Up	RBW	Frequency	Power Abs	ΔLimit
30.000 MHz	820.000 MHz	1.000 MHz	815.06497 MHz	-68.69 dBm	-55.69 dB
855.000 MHz	1.000 GHz	1.000 MHz	919.67782 MHz	-67.77 dBm	-54.77 dB
1.000 GHz	3.000 GHz	1.000 MHz	1.64859 GHz	-50.12 dBm	-37.12 dB
3.000 GHz	7.000 GHz	1.000 MHz	4.12161 GHz	-53.27 dBm	-40.27 dB
7.000 GHz	9.000 GHz	1.000 MHz	8.20895 GHz	-63.41 dBm	-50.41 dB

Date: 23.OCT.2015 20:49:40

Middle Channel

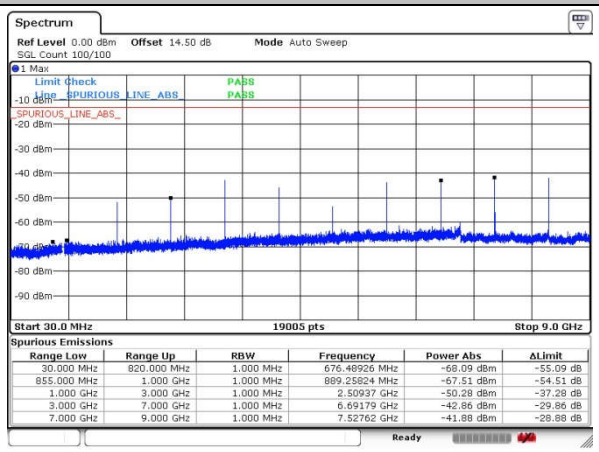

Spurious Emissions

Range Low	Range Up	RBW	Frequency	Power Abs	ΔLimit
30.000 MHz	820.000 MHz	1.000 MHz	676.48926 MHz	-68.09 dBm	-55.09 dB
855.000 MHz	1.000 GHz	1.000 MHz	889.25824 MHz	-67.51 dBm	-54.51 dB
1.000 GHz	3.000 GHz	1.000 MHz	2.50937 GHz	-50.28 dBm	-37.28 dB
3.000 GHz	7.000 GHz	1.000 MHz	6.69179 GHz	-42.86 dBm	-29.86 dB
7.000 GHz	9.000 GHz	1.000 MHz	7.52762 GHz	-41.88 dBm	-28.88 dB

Date: 23.OCT.2015 20:16:20

Middle Channel

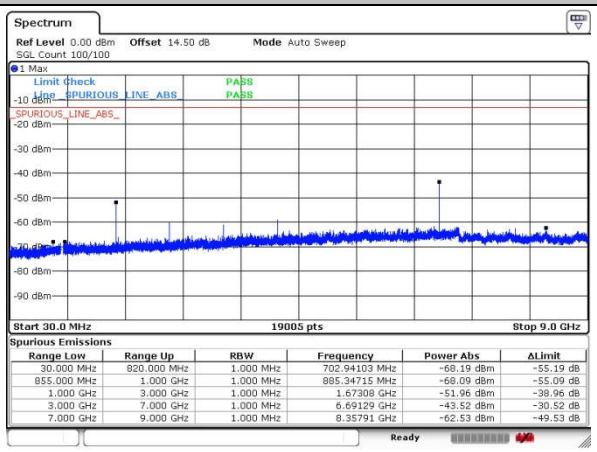

Spurious Emissions

Range Low	Range Up	RBW	Frequency	Power Abs	ΔLimit
30.000 MHz	820.000 MHz	1.000 MHz	702.94103 MHz	-68.19 dBm	-55.19 dB
855.000 MHz	1.000 GHz	1.000 MHz	885.34715 MHz	-68.09 dBm	-55.09 dB
1.000 GHz	3.000 GHz	1.000 MHz	1.67308 GHz	-51.96 dBm	-38.96 dB
3.000 GHz	7.000 GHz	1.000 MHz	6.69129 GHz	-43.52 dBm	-30.52 dB
7.000 GHz	9.000 GHz	1.000 MHz	8.35791 GHz	-62.53 dBm	-49.53 dB

Date: 23.OCT.2015 20:50:25

Highest Channel

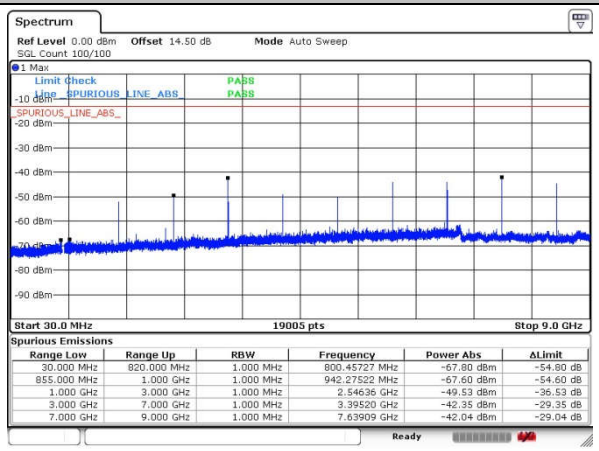

Spurious Emissions

Range Low	Range Up	RBW	Frequency	Power Abs	ΔLimit
30.000 MHz	820.000 MHz	1.000 MHz	800.45727 MHz	-67.80 dBm	-54.80 dB
855.000 MHz	1.000 GHz	1.000 MHz	942.27522 MHz	-67.60 dBm	-54.60 dB
1.000 GHz	3.000 GHz	1.000 MHz	2.54636 GHz	-49.53 dBm	-36.53 dB
3.000 GHz	7.000 GHz	1.000 MHz	3.39520 GHz	-42.35 dBm	-29.35 dB
7.000 GHz	9.000 GHz	1.000 MHz	7.63909 GHz	-42.04 dBm	-29.04 dB

Date: 23.OCT.2015 20:16:54

Highest Channel

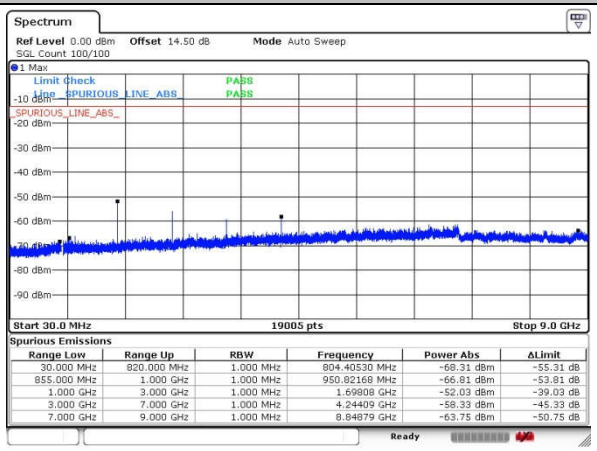

Spurious Emissions

Range Low	Range Up	RBW	Frequency	Power Abs	ΔLimit
30.000 MHz	820.000 MHz	1.000 MHz	804.40530 MHz	-68.31 dBm	-55.31 dB
855.000 MHz	1.000 GHz	1.000 MHz	950.82168 MHz	-66.81 dBm	-53.81 dB
1.000 GHz	3.000 GHz	1.000 MHz	1.69808 GHz	-52.03 dBm	-39.03 dB
3.000 GHz	7.000 GHz	1.000 MHz	4.24409 GHz	-58.33 dBm	-45.33 dB
7.000 GHz	9.000 GHz	1.000 MHz	8.84879 GHz	-63.75 dBm	-50.75 dB

Date: 23.OCT.2015 20:51:17

GSM1900 (GSM)

Lowest Channel

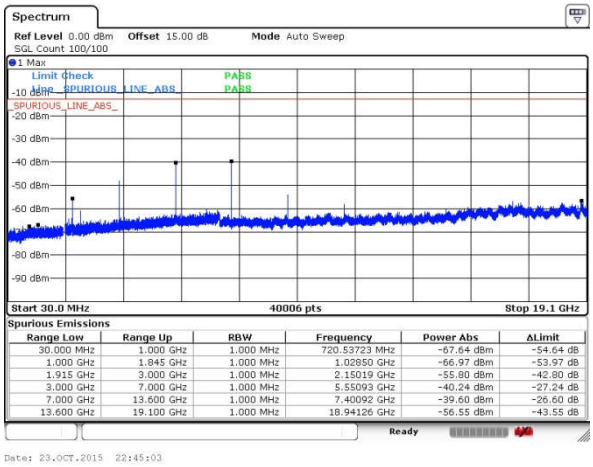

Spurious Emissions

Range Low	Range Up	RBW	Frequency	Power Abs	ΔLimit
30.000 MHz	1.000 GHz	1.000 MHz	720.53723 MHz	-67.64 dBm	-54.64 dB
1.000 GHz	1.845 GHz	1.000 MHz	1.02850 GHz	-66.97 dBm	-53.97 dB
1.915 GHz	3.000 GHz	1.000 MHz	2.15019 GHz	-55.80 dBm	-42.80 dB
3.000 GHz	7.000 GHz	1.000 MHz	5.55093 GHz	-40.24 dBm	-27.24 dB
7.000 GHz	13.600 GHz	1.000 MHz	7.40092 GHz	-39.60 dBm	-26.60 dB
13.600 GHz	19.100 GHz	1.000 MHz	18.94126 GHz	-56.55 dBm	-43.55 dB

Date: 23.OCT.2015 22:45:03

Middle Channel

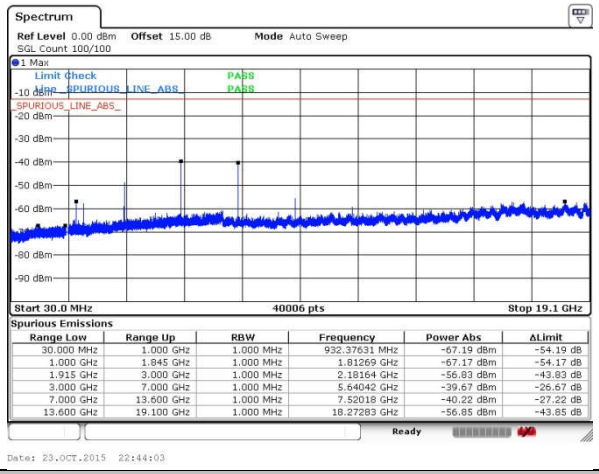

Spurious Emissions

Range Low	Range Up	RBW	Frequency	Power Abs	ΔLimit
30.000 MHz	1.000 GHz	1.000 MHz	932.37631 MHz	-67.19 dBm	-54.19 dB
1.000 GHz	1.845 GHz	1.000 MHz	1.81269 GHz	-67.17 dBm	-54.17 dB
1.915 GHz	3.000 GHz	1.000 MHz	2.18164 GHz	-56.83 dBm	-43.83 dB
3.000 GHz	7.000 GHz	1.000 MHz	5.64042 GHz	-39.67 dBm	-26.67 dB
7.000 GHz	13.600 GHz	1.000 MHz	7.52018 GHz	-40.22 dBm	-27.22 dB
13.600 GHz	19.100 GHz	1.000 MHz	18.27283 GHz	-56.85 dBm	-43.85 dB

Date: 23.OCT.2015 22:44:03

Highest Channel

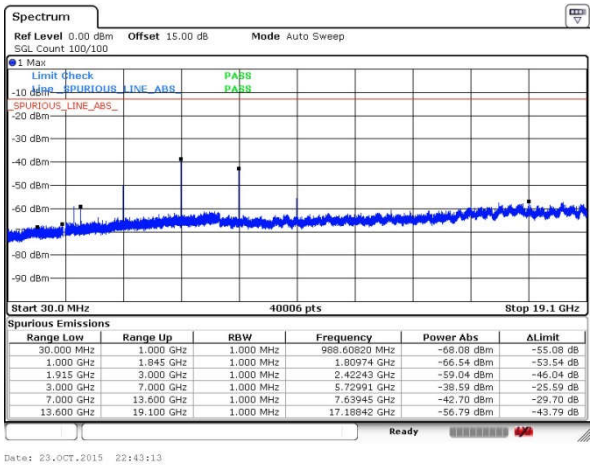

Spurious Emissions

Range Low	Range Up	RBW	Frequency	Power Abs	ΔLimit
30.000 MHz	1.000 GHz	1.000 MHz	988.60820 MHz	-68.08 dBm	-55.08 dB
1.000 GHz	1.845 GHz	1.000 MHz	1.80974 GHz	-66.54 dBm	-53.54 dB
1.915 GHz	3.000 GHz	1.000 MHz	2.42243 GHz	-59.04 dBm	-46.04 dB
3.000 GHz	7.000 GHz	1.000 MHz	5.72991 GHz	-38.59 dBm	-25.59 dB
7.000 GHz	13.600 GHz	1.000 MHz	7.63945 GHz	-42.70 dBm	-29.70 dB
13.600 GHz	19.100 GHz	1.000 MHz	17.18842 GHz	-56.79 dBm	-43.79 dB

Date: 23.OCT.2015 22:43:13

GSM1900 (EDGE class 8)

Lowest Channel

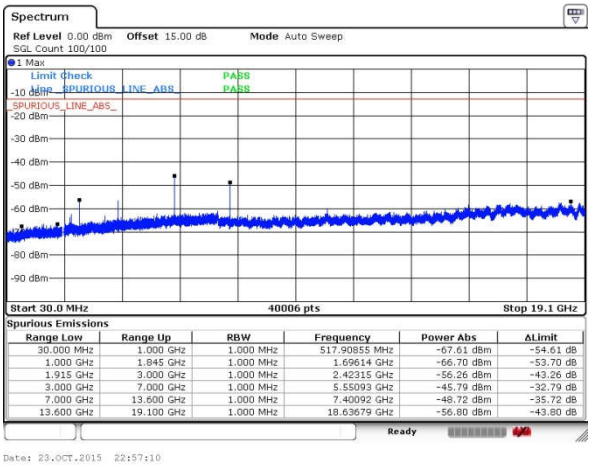

Spurious Emissions

Range Low	Range Up	RBW	Frequency	Power Abs	ΔLimit
30.000 MHz	1.000 GHz	1.000 MHz	517.90855 MHz	-67.61 dBm	-54.61 dB
1.000 GHz	1.845 GHz	1.000 MHz	1.69614 GHz	-66.70 dBm	-53.70 dB
1.915 GHz	3.000 GHz	1.000 MHz	2.42315 GHz	-56.26 dBm	-43.26 dB
3.000 GHz	7.000 GHz	1.000 MHz	5.55093 GHz	-45.79 dBm	-32.79 dB
7.000 GHz	13.600 GHz	1.000 MHz	7.40092 GHz	-48.72 dBm	-35.72 dB
13.600 GHz	19.100 GHz	1.000 MHz	18.63679 GHz	-56.80 dBm	-43.80 dB

Date: 23.OCT.2015 22:57:10

Middle Channel

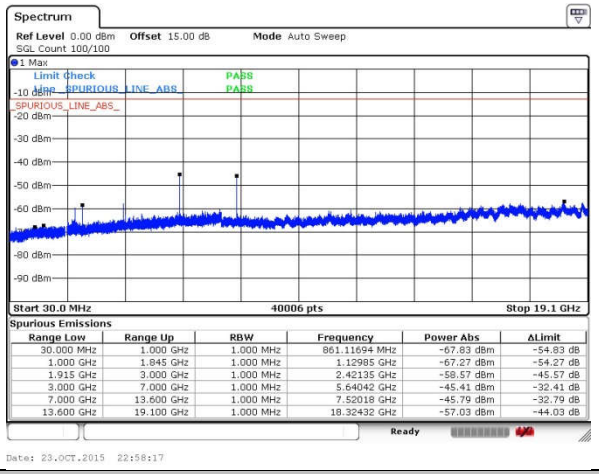

Spurious Emissions

Range Low	Range Up	RBW	Frequency	Power Abs	ΔLimit
30.000 MHz	1.000 GHz	1.000 MHz	861.11694 MHz	-67.83 dBm	-54.83 dB
1.000 GHz	1.845 GHz	1.000 MHz	1.12985 GHz	-67.27 dBm	-54.27 dB
1.915 GHz	3.000 GHz	1.000 MHz	2.42135 GHz	-58.57 dBm	-45.57 dB
3.000 GHz	7.000 GHz	1.000 MHz	5.64042 GHz	-45.41 dBm	-32.41 dB
7.000 GHz	13.600 GHz	1.000 MHz	7.52018 GHz	-45.79 dBm	-32.79 dB
13.600 GHz	19.100 GHz	1.000 MHz	18.32432 GHz	-57.03 dBm	-44.03 dB

Date: 23.OCT.2015 22:58:17

Highest Channel

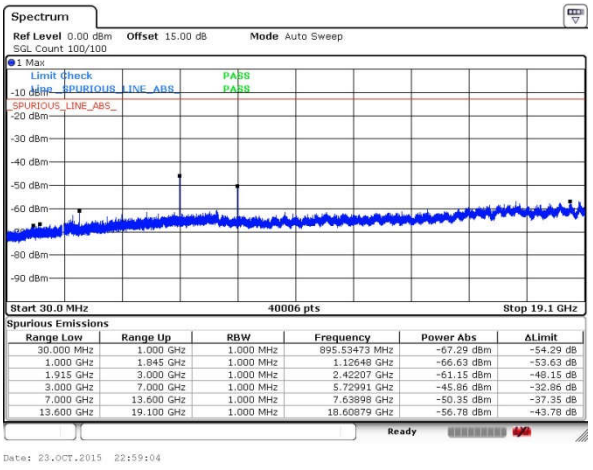

Spurious Emissions

Range Low	Range Up	RBW	Frequency	Power Abs	ΔLimit
30.000 MHz	1.000 GHz	1.000 MHz	895.53473 MHz	-67.29 dBm	-54.29 dB
1.000 GHz	1.845 GHz	1.000 MHz	1.12648 GHz	-66.63 dBm	-53.63 dB
1.915 GHz	3.000 GHz	1.000 MHz	2.42207 GHz	-61.15 dBm	-48.15 dB
3.000 GHz	7.000 GHz	1.000 MHz	5.72991 GHz	-45.86 dBm	-32.86 dB
7.000 GHz	13.600 GHz	1.000 MHz	7.63898 GHz	-50.35 dBm	-37.35 dB
13.600 GHz	19.100 GHz	1.000 MHz	18.60879 GHz	-56.78 dBm	-43.78 dB

Date: 23.OCT.2015 22:59:04

WCDMA Band V (RMC 12.2Kbps)

Lowest Channel

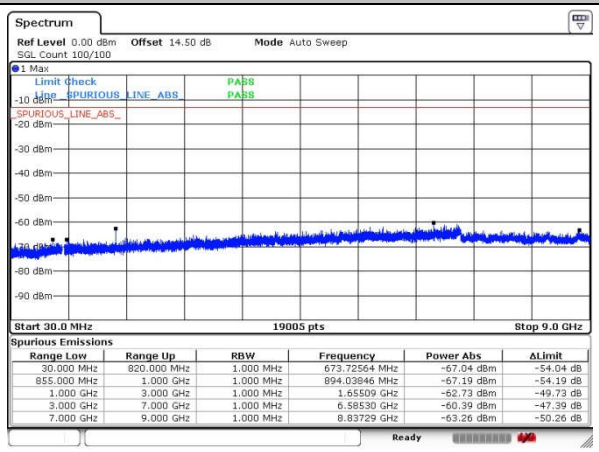

Spurious Emissions

Range Low	Range Up	RBW	Frequency	Power Abs	ΔLimit
30.000 MHz	820.000 MHz	1.000 MHz	673.72564 MHz	-67.04 dBm	-54.04 dB
855.000 MHz	1.000 GHz	1.000 MHz	894.03846 MHz	-67.19 dBm	-54.19 dB
1.000 GHz	3.000 GHz	1.000 MHz	1.65509 GHz	-52.73 dBm	-49.73 dB
3.000 GHz	7.000 GHz	1.000 MHz	6.58530 GHz	-60.39 dBm	-47.39 dB
7.000 GHz	9.000 GHz	1.000 MHz	8.83729 GHz	-63.26 dBm	-50.26 dB

Date: 23.OCT.2015 21:09:35

Middle Channel

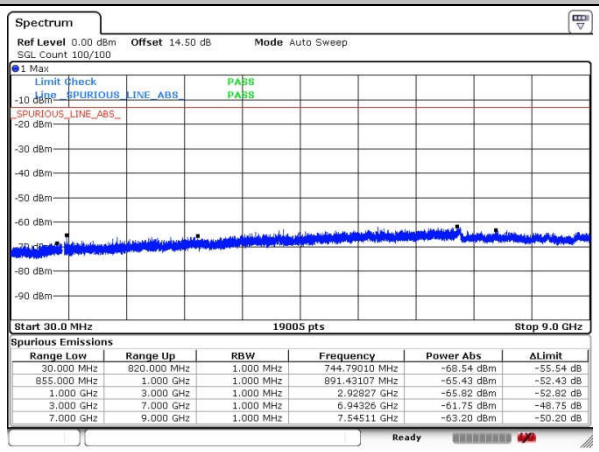

Spurious Emissions

Range Low	Range Up	RBW	Frequency	Power Abs	ΔLimit
30.000 MHz	820.000 MHz	1.000 MHz	744.79010 MHz	-68.54 dBm	-55.54 dB
855.000 MHz	1.000 GHz	1.000 MHz	891.43107 MHz	-65.43 dBm	-52.43 dB
1.000 GHz	3.000 GHz	1.000 MHz	2.92827 GHz	-65.82 dBm	-52.82 dB
3.000 GHz	7.000 GHz	1.000 MHz	6.94326 GHz	-61.75 dBm	-48.75 dB
7.000 GHz	9.000 GHz	1.000 MHz	7.54511 GHz	-63.20 dBm	-50.20 dB

Date: 23.OCT.2015 21:10:57

Highest Channel

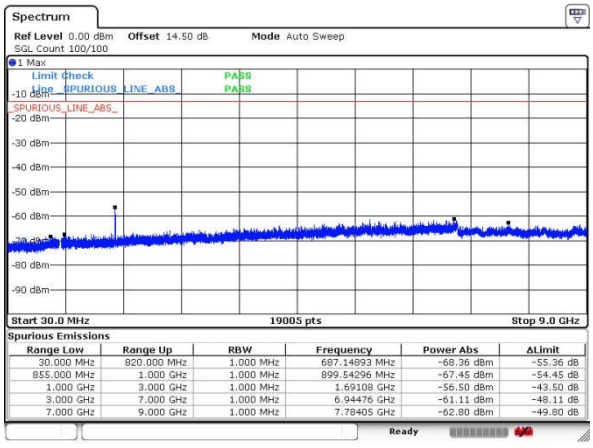

Spurious Emissions

Range Low	Range Up	RBW	Frequency	Power Abs	ΔLimit
30.000 MHz	820.000 MHz	1.000 MHz	687.14893 MHz	-68.36 dBm	-55.36 dB
855.000 MHz	1.000 GHz	1.000 MHz	899.54296 MHz	-67.45 dBm	-54.45 dB
1.000 GHz	3.000 GHz	1.000 MHz	1.69108 GHz	-56.50 dBm	-43.50 dB
3.000 GHz	7.000 GHz	1.000 MHz	6.94476 GHz	-61.11 dBm	-48.11 dB
7.000 GHz	9.000 GHz	1.000 MHz	7.78405 GHz	-62.80 dBm	-49.80 dB

Date: 23.OCT.2015 21:11:48

WCDMA Band II (RMC 12.2Kbps)

Lowest Channel

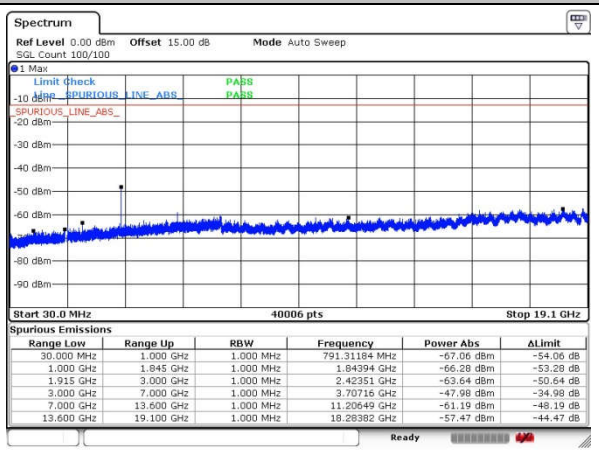

Spurious Emissions

Range Low	Range Up	RBW	Frequency	Power Abs	ΔLimit
30.000 MHz	1.000 GHz	1.000 MHz	791.31184 MHz	-67.06 dBm	-54.06 dB
1.000 GHz	1.845 GHz	1.000 MHz	1.84394 GHz	-66.28 dBm	-53.28 dB
1.915 GHz	3.000 GHz	1.000 MHz	2.42351 GHz	-63.64 dBm	-50.64 dB
3.000 GHz	7.000 GHz	1.000 MHz	3.70716 GHz	-47.98 dBm	-34.98 dB
7.000 GHz	13.600 GHz	1.000 MHz	11.20649 GHz	-61.19 dBm	-48.19 dB
13.600 GHz	19.100 GHz	1.000 MHz	18.28382 GHz	-57.47 dBm	-44.47 dB

Date: 23.OCT.2015 21:35:41

Middle Channel

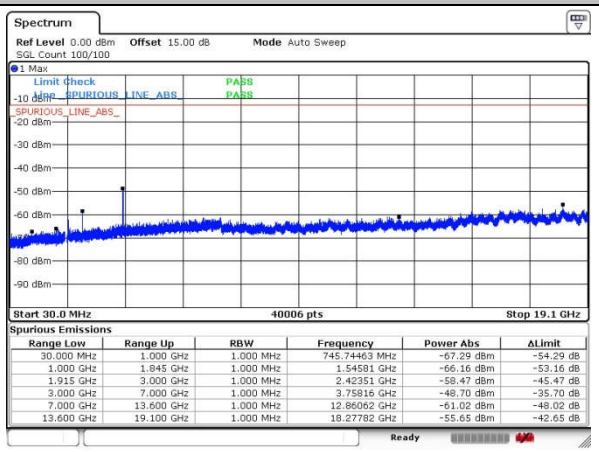

Spurious Emissions

Range Low	Range Up	RBW	Frequency	Power Abs	ΔLimit
30.000 MHz	1.000 GHz	1.000 MHz	745.74463 MHz	-67.29 dBm	-54.29 dB
1.000 GHz	1.845 GHz	1.000 MHz	1.54581 GHz	-66.16 dBm	-53.16 dB
1.915 GHz	3.000 GHz	1.000 MHz	2.42351 GHz	-58.47 dBm	-45.47 dB
3.000 GHz	7.000 GHz	1.000 MHz	3.75816 GHz	-48.70 dBm	-35.70 dB
7.000 GHz	13.600 GHz	1.000 MHz	12.86062 GHz	-61.02 dBm	-48.02 dB
13.600 GHz	19.100 GHz	1.000 MHz	18.27782 GHz	-55.65 dBm	-42.65 dB

Date: 23.OCT.2015 21:38:51

Highest Channel

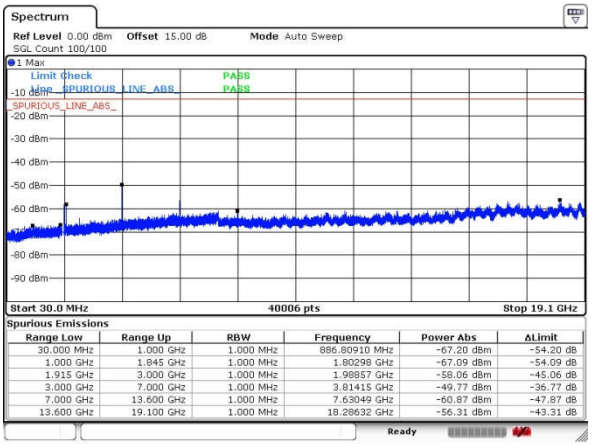

Spurious Emissions

Range Low	Range Up	RBW	Frequency	Power Abs	ΔLimit
30.000 MHz	1.000 GHz	1.000 MHz	886.80910 MHz	-67.20 dBm	-54.20 dB
1.000 GHz	1.845 GHz	1.000 MHz	1.80298 GHz	-67.09 dBm	-54.09 dB
1.915 GHz	3.000 GHz	1.000 MHz	1.98857 GHz	-58.06 dBm	-45.06 dB
3.000 GHz	7.000 GHz	1.000 MHz	3.81415 GHz	-49.77 dBm	-36.77 dB
7.000 GHz	13.600 GHz	1.000 MHz	7.63049 GHz	-60.87 dBm	-47.87 dB
13.600 GHz	19.100 GHz	1.000 MHz	18.28632 GHz	-56.31 dBm	-43.31 dB

Date: 23.OCT.2015 21:39:48

WCDMA Band IV (RMC 12.2Kbps)

Lowest Channel

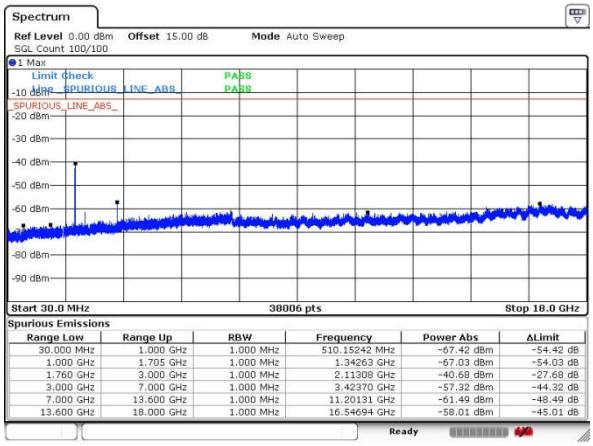

Middle Channel

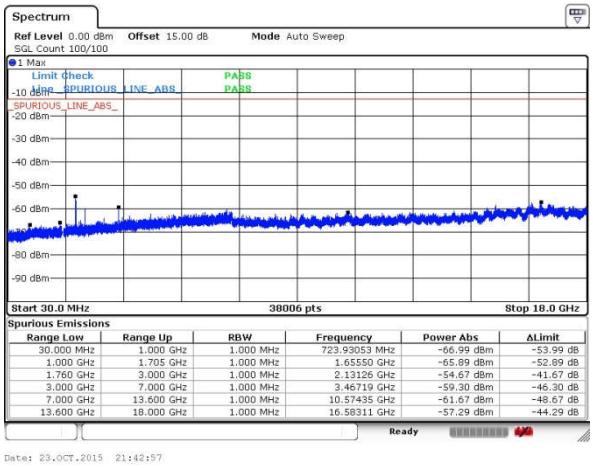

Highest Channel

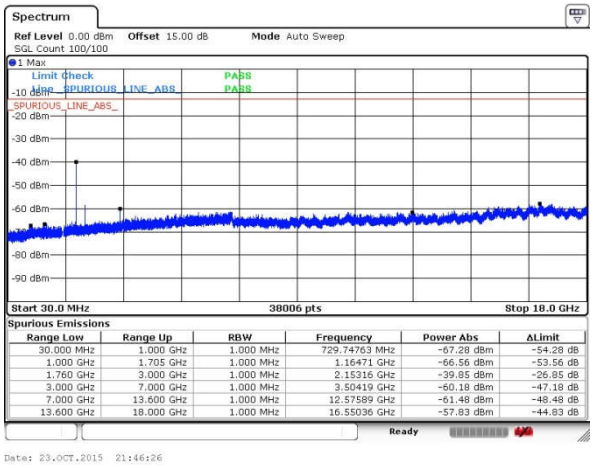

Frequency Stability

Test Conditions	Middle Channel	GSM850 (GSM)	GSM850 (EDGE class 8)	Limit 2.5ppm
Temperature (°C)	Voltage (Volt)	Deviation (ppm)		Result
50	Normal Voltage	0.0395	0.0215	PASS
40	Normal Voltage	0.0048	0.0155	
30	Normal Voltage	0.0024	0.0096	
20(Ref.)	Normal Voltage	0.0000	0.0000	
10	Normal Voltage	0.0036	0.0024	
0	Normal Voltage	0.0347	0.0096	
-10	Normal Voltage	0.0407	0.0155	
-20	Normal Voltage	0.0383	0.0132	
-30	Normal Voltage	0.0395	0.0143	
20	Maximum Voltage	0.0012	0.0036	
20	Normal Voltage	0.0000	0.0000	
20	Battery End Point	0.0012	0.0060	

Test Conditions	Middle Channel	GSM1900 (GSM)	GSM1900 (EDGE class 8)	Limit Note 2.
Temperature (°C)	Voltage (Volt)	Deviation (ppm)		Result
50	Normal Voltage	0.0064	0.0069	PASS
40	Normal Voltage	0.0027	0.0043	
30	Normal Voltage	0.0043	0.0016	
20(Ref.)	Normal Voltage	0.0000	0.0000	
10	Normal Voltage	0.0021	0.0037	
0	Normal Voltage	0.0346	0.0027	
-10	Normal Voltage	0.0367	0.0340	
-20	Normal Voltage	0.0378	0.0420	
-30	Normal Voltage	0.0005	0.0431	
20	Maximum Voltage	0.0011	0.0016	
20	Normal Voltage	0.0000	0.0000	
20	Battery End Point	0.0011	0.0011	

Note:

1. Normal Voltage = 3.8V. ；Battery End Point (BEP) = 3.5 V.；Maximum Voltage =4.2 V
2. The frequency fundamental emissions stay within the authorized frequency block based on the frequency deviation measured is small.

Test Conditions	Middle Channel	WCDMA Band V (RMC 12.2Kbps)	Limit Note 2.
Temperature (°C)	Voltage (Volt)	Deviation (ppm)	Result
50	Normal Voltage	0.0060	PASS
40	Normal Voltage	0.0048	
30	Normal Voltage	0.0024	
20(Ref.)	Normal Voltage	0.0000	
10	Normal Voltage	0.0084	
0	Normal Voltage	0.0024	
-10	Normal Voltage	0.0072	
-20	Normal Voltage	0.0096	
-30	Normal Voltage	0.0108	
20	Maximum Voltage	0.0048	
20	Normal Voltage	0.0000	
20	Battery End Point	0.0108	

Test Conditions	Middle Channel	WCDMA Band II (RMC 12.2Kbps)	Limit Note 2.
Temperature (°C)	Voltage (Volt)	Deviation (ppm)	Result
50	Normal Voltage	0.0016	PASS
40	Normal Voltage	0.0027	
30	Normal Voltage	0.0021	
20(Ref.)	Normal Voltage	0.0000	
10	Normal Voltage	0.0011	
0	Normal Voltage	0.0005	
-10	Normal Voltage	0.0037	
-20	Normal Voltage	0.0043	
-30	Normal Voltage	0.0032	
20	Maximum Voltage	0.0016	
20	Normal Voltage	0.0000	
20	Battery End Point	0.0011	

Test Conditions	Middle Channel	WCDMA Band IV (RMC 12.2Kbps)	Limit Note 2.
Temperature (°C)	Voltage (Volt)	Deviation (ppm)	Result
50	Normal Voltage	0.0040	PASS
40	Normal Voltage	0.0029	
30	Normal Voltage	0.0012	
20(Ref.)	Normal Voltage	0.0000	
10	Normal Voltage	0.0012	
0	Normal Voltage	0.0023	
-10	Normal Voltage	0.0098	
-20	Normal Voltage	0.0110	
-30	Normal Voltage	0.0127	
20	Maximum Voltage	0.0006	
20	Normal Voltage	0.0000	
20	Battery End Point	0.0006	

Note:

1. Normal Voltage = 3.8V. ；Battery End Point (BEP) = 3.5 V.；Maximum Voltage =4.2 V
2. The frequency fundamental emissions stay within the authorized frequency block based on the frequency deviation measured is small.

Appendix B. Test Results of Radiated Test

ERP/EIRP

Channel	Mode	Horizontal		Vertical	
		ERP(dBm)	ERP(W)	ERP(dBm)	ERP(W)
Lowest	GSM850 GSM	30.92	1.2359	30.85	1.2162
Middle		30.50	1.1220	29.76	0.9462
Highest		30.77	1.1940	29.13	0.8185
Lowest	GSM850 EDGE class 8	21.44	0.1393	23.65	0.2317
Middle		21.90	0.1549	22.70	0.1862
Highest		22.18	0.1652	22.64	0.1837
Lowest	WCDMA Band V RMC 12.2Kbps	20.07	0.1016	18.79	0.0757
Middle		20.74	0.1186	18.09	0.0644
Highest		21.36	0.1368	17.81	0.0604
Limit	ERP < 7W	Result		PASS	

Channel	Mode	Horizontal		Vertical	
		EIRP(dBm)	EIRP(W)	EIRP(dBm)	EIRP(W)
Lowest	GSM1900 GSM	28.83	0.7638	30.79	1.1995
Middle		30.76	1.1912	29.22	0.8356
Highest		28.68	0.7379	30.67	1.1668
Lowest	GSM1900 EDGE class 8	26.23	0.4198	27.03	0.5047
Middle		27.20	0.5248	26.02	0.3999
Highest		25.98	0.3963	27.41	0.5508
Lowest	WCDMA Band II RMC 12.2Kbps	20.65	0.1161	22.20	0.1660
Middle		22.65	0.1841	21.31	0.1352
Highest		21.99	0.1581	23.57	0.2275
Limit	EIRP < 2W	Result		PASS	

Channel	Mode	Horizontal		Vertical	
		EIRP(dBm)	EIRP(W)	EIRP(dBm)	EIRP(W)
Lowest	WCDMA Band IV RMC 12.2Kbps	21.28	0.1343	20.27	0.1064
Middle		21.83	0.1524	24.00	0.2512
Highest		20.95	0.1245	23.38	0.2178
Limit	EIRP < 1W	Result		PASS	

Radiated Spurious Emission

GSM850 (GSM)									
Channel	Frequency (MHz)	ERP (dBm)	Limit (dBm)	Over Limit (dB)	SPA Reading (dBm)	S.G. Power (dBm)	TX Cable loss (dB)	TX Antenna Gain (dBi)	Polarization (H/V)
Lowest	1648.4	-36.76	-13	-23.76	-48.36	-43.44	0.57	9.40	H
	2472.6	-38.75	-13	-25.75	-54.85	-46.46	0.74	10.60	H
	3296.8	-44.32	-13	-31.32	-61.27	-53.92	0.85	12.60	H
	1648.4	-32.16	-13	-19.16	-43.32	-38.84	0.57	9.40	V
	2472.6	-38.02	-13	-25.02	-54.57	-45.73	0.74	10.60	V
	3296.8	-46.94	-13	-33.94	-62.39	-56.54	0.85	12.60	V
Middle	1672	-39.02	-13	-26.02	-50.36	-45.70	0.57	9.40	H
	2510	-42.37	-13	-29.37	-57.79	-50.08	0.74	10.60	H
	3346	-51.03	-13	-38.03	-66.63	-60.63	0.85	12.60	H
	1672	-39.99	-13	-26.99	-50.72	-46.67	0.57	9.40	V
	2510	-49.57	-13	-36.57	-62.81	-57.28	0.74	10.60	V
	3346	-54.07	-13	-41.07	-68.68	-63.67	0.85	12.60	V
Highest	1697.6	-47.23	-13	-34.23	-57.10	-53.91	0.57	9.40	H
	2546.4	-52.61	-13	-39.61	-64.89	-60.32	0.74	10.60	H
	3395.2	-52.84	-13	-39.84	-68.44	-62.44	0.85	12.60	H
	1697.6	-54.72	-13	-41.72	-61.66	-61.40	0.57	9.40	V
	2546.4	-58.14	-13	-45.14	-69.64	-65.85	0.74	10.60	V
	3395.2	-53.47	-13	-40.47	-68.08	-63.07	0.85	12.60	V

Remark: Spurious emissions within 30-1000MHz were found more than 20dB below limit line.

GSM850 (EDGE class 8)									
Channel	Frequency (MHz)	ERP (dBm)	Limit (dBm)	Over Limit (dB)	SPA Reading (dBm)	S.G. Power (dBm)	TX Cable loss (dB)	TX Antenna Gain (dBi)	Polarization (H/V)
Lowest	1648.4	-43.77	-13	-30.77	-54.49	-50.45	0.57	9.40	H
	2472.6	-51.38	-13	-38.38	-63.90	-59.09	0.74	10.60	H
	3296.8	-54.24	-13	-41.24	-69.84	-63.84	0.85	12.60	H
	1648.4	-42.54	-13	-29.54	-52.86	-49.22	0.57	9.40	V
	2472.6	-52.24	-13	-39.24	-64.28	-59.95	0.74	10.60	V
	3296.8	-56.42	-13	-43.42	-71.03	-66.02	0.85	12.60	V
Middle	1672	-52.23	-13	-39.23	-60.39	-58.91	0.57	9.40	H
	2510	-55.30	-13	-42.30	-67.58	-63.01	0.74	10.60	H
	3346	-53.31	-13	-40.31	-68.91	-62.91	0.85	12.60	H
	1672	-54.47	-13	-41.47	-61.51	-61.15	0.57	9.40	V
	2510	-57.58	-13	-44.58	-69.08	-65.29	0.74	10.60	V
	3346	-54.23	-13	-41.23	-68.84	-63.83	0.85	12.60	V
Highest	1697.6	-58.98	-13	-45.98	-66.55	-65.66	0.57	9.40	H
	2546.4	-57.32	-13	-44.32	-69.60	-65.03	0.74	10.60	H
	3395.2	-55.55	-13	-42.55	-71.15	-65.15	0.85	12.60	H
	1697.6	-61.10	-13	-48.10	-67.93	-67.78	0.57	9.40	V
	2546.4	-58.71	-13	-45.71	-70.21	-66.42	0.74	10.60	V
	3395.2	-57.15	-13	-44.15	-71.76	-66.75	0.85	12.60	V

Remark: Spurious emissions within 30-1000MHz were found more than 20dB below limit line.

GSM1900 (GSM)									
Channel	Frequency (MHz)	EIRP (dBm)	Limit (dBm)	Over Limit (dB)	SPA Reading (dBm)	S.G. Power (dBm)	TX Cable loss (dB)	TX Antenna Gain (dBi)	Polarization (H/V)
Lowest	3700.4	-44.92	-13	-31.92	-65.25	-56.65	0.87	12.60	H
	5550.6	-44.07	-13	-31.07	-66.94	-56.10	1.07	13.10	H
	7400.8	-50.61	-13	-37.61	-75.74	-60.22	1.69	11.30	H
	3700.4	-44.34	-13	-31.34	-65.9	-56.07	0.87	12.6	V
	5550.6	-41.62	-13	-28.62	-64.37	-53.65	1.07	13.1	V
	7400.8	-48.63	-13	-35.63	-73.54	-58.06	1.87	11.3	V
Middle	3760	-37.93	-13	-24.93	-59.75	-49.66	0.87	12.60	H
	5640	-42.21	-13	-29.21	-65.08	-54.24	1.07	13.10	H
	7520	-50.84	-13	-37.84	-75.97	-60.45	1.69	11.30	H
	3760	-39.10	-13	-26.10	-61.8	-50.83	0.87	12.6	V
	5640	-43.55	-13	-30.55	-66.3	-55.58	1.07	13.1	V
	7520	-49.11	-13	-36.11	-74.02	-58.54	1.87	11.3	V
Highest	3819.6	-37.36	-13	-24.36	-59.34	-49.09	0.87	12.60	H
	5729.4	-44.70	-13	-31.70	-67.57	-56.73	1.07	13.10	H
	7639.2	-50.14	-13	-37.14	-75.27	-59.75	1.69	11.30	H
	3819.6	-44.40	-13	-31.40	-65.96	-56.13	0.87	12.6	V
	5729.4	-44.54	-13	-31.54	-67.29	-56.57	1.07	13.1	V
	7639.2	-50.73	-13	-37.73	-75.64	-60.16	1.87	11.3	V

Remark: Spurious emissions within 30-1000MHz were found more than 20dB below limit line.

GSM1900 (EDGE class 8)									
Channel	Frequency (MHz)	EIRP (dBm)	Limit (dBm)	Over Limit (dB)	SPA Reading (dBm)	S.G. Power (dBm)	TX Cable loss (dB)	TX Antenna Gain (dBi)	Polarization (H/V)
Lowest	3700.4	-41.70	-13	-28.70	-62.16	-53.43	0.87	12.60	H
	5550.6	-45.56	-13	-32.56	-68.43	-57.59	1.07	13.10	H
	7400.8	-50.23	-13	-37.23	-75.36	-59.84	1.69	11.30	H
	3700.4	-41.49	-13	-28.49	-63.17	-53.22	0.87	12.6	V
	5550.6	-47.16	-13	-34.16	-69.91	-59.19	1.07	13.1	V
	7400.8	-51.02	-13	-38.02	-75.93	-60.45	1.87	11.3	V
Middle	3760	-39.69	-13	-26.69	-61.14	-51.42	0.87	12.60	H
	5640	-48.36	-13	-35.36	-71.23	-60.39	1.07	13.10	H
	7520	-50.74	-13	-37.74	-75.87	-60.35	1.69	11.30	H
	3760	-42.51	-13	-29.51	-64.07	-54.24	0.87	12.6	V
	5640	-44.85	-13	-31.85	-67.6	-56.88	1.07	13.1	V
	7520	-50.40	-13	-37.40	-75.31	-59.83	1.87	11.3	V
Highest	3819.6	-43.44	-13	-30.44	-63.77	-55.17	0.87	12.60	H
	5729.4	-48.88	-13	-35.88	-71.75	-60.91	1.07	13.10	H
	7639.2	-50.80	-13	-37.80	-75.93	-60.41	1.69	11.30	H
	3819.6	-45.84	-13	-32.84	-67.4	-57.57	0.87	12.6	V
	5729.4	-45.51	-13	-32.51	-68.26	-57.54	1.07	13.1	V
	7639.2	-50.33	-13	-37.33	-75.24	-59.76	1.87	11.3	V

Remark: Spurious emissions within 30-1000MHz were found more than 20dB below limit line.

WCDMA Band V(RMC 12.2Kbps)									
Channel	Frequency (MHz)	ERP (dBm)	Limit (dBm)	Over Limit (dB)	SPA Reading (dBm)	S.G. Power (dBm)	TX Cable loss (dB)	TX Antenna Gain (dBi)	Polarization (H/V)
Lowest	1648.4	-56.88	-13	-43.88	-64.45	-63.56	0.57	9.40	H
	2472.6	-55.66	-13	-42.66	-67.94	-63.37	0.74	10.60	H
	3296.8	-55.56	-13	-42.56	-71.16	-65.16	0.85	12.60	H
	1648.4	-60.65	-13	-47.65	-67.48	-67.33	0.57	9.40	V
	2472.6	-58.64	-13	-45.64	-70.14	-66.35	0.74	10.60	V
	3296.8	-56.91	-13	-43.91	-71.52	-66.51	0.85	12.60	V
Middle	1672	-56.92	-13	-43.92	-64.49	-63.60	0.57	9.40	H
	2510	-57.59	-13	-44.59	-69.87	-65.30	0.74	10.60	H
	3346	-55.83	-13	-42.83	-71.43	-65.43	0.85	12.60	H
	1672	-60.85	-13	-47.85	-67.68	-67.53	0.57	9.40	V
	2510	-58.51	-13	-45.51	-70.01	-66.22	0.74	10.60	V
	3346	-57.13	-13	-44.13	-71.74	-66.73	0.85	12.60	V
Highest	1693.2	-58.46	-13	-45.46	-66.03	-65.14	0.57	9.40	H
	2539.8	-58.27	-13	-45.27	-70.55	-65.98	0.74	10.60	H
	3386.4	-56.16	-13	-43.16	-71.76	-65.76	0.85	12.60	H
	1693.2	-62.53	-13	-49.53	-69.36	-69.21	0.57	9.40	V
	2539.8	-59.24	-13	-46.24	-70.74	-66.95	0.74	10.60	V
	3386.4	-56.83	-13	-43.83	-71.44	-66.43	0.85	12.60	V

Remark: Spurious emissions within 30-1000MHz were found more than 20dB below limit line.

WCDMA Band II(RMC 12.2Kbps)									
Channel	Frequency (MHz)	EIRP (dBm)	Limit (dBm)	Over Limit (dB)	SPA Reading (dBm)	S.G. Power (dBm)	TX Cable loss (dB)	TX Antenna Gain (dBi)	Polarization (H/V)
Lowest	3704.8	-51.70	-13	-38.70	-72.03	-63.43	0.87	12.60	H
	5557.2	-50.29	-13	-37.29	-73.16	-62.32	1.07	13.10	H
	7409.6	-50.40	-13	-37.40	-75.53	-60.01	1.69	11.30	H
	3704.8	-51.09	-13	-38.09	-72.65	-62.82	0.87	12.6	V
	5557.2	-50.17	-13	-37.17	-72.92	-62.20	1.07	13.1	V
	7409.6	-50.70	-13	-37.70	-75.61	-60.13	1.87	11.3	V
Middle	3760	-51.44	-13	-38.44	-71.77	-63.17	0.87	12.60	H
	5640	-50.12	-13	-37.12	-72.99	-62.15	1.07	13.10	H
	7520	-50.79	-13	-37.79	-75.92	-60.40	1.69	11.30	H
	3760	-51.17	-13	-38.17	-72.73	-62.90	0.87	12.6	V
	5640	-48.95	-13	-35.95	-71.7	-60.98	1.07	13.1	V
	7520	-51.37	-13	-38.37	-76.28	-60.80	1.87	11.3	V
Highest	3815.2	-51.62	-13	-38.62	-71.95	-63.35	0.87	12.60	H
	5722.8	-49.20	-13	-36.20	-72.07	-61.23	1.07	13.10	H
	7630.4	-49.97	-13	-36.97	-75.10	-59.58	1.69	11.30	H
	3815.2	-51.02	-13	-38.02	-72.58	-62.75	0.87	12.6	V
	5722.8	-47.48	-13	-34.48	-70.23	-59.51	1.07	13.1	V
	7630.4	-49.88	-13	-36.88	-74.79	-59.31	1.87	11.3	V

Remark: Spurious emissions within 30-1000MHz were found more than 20dB below limit line.

WCDMA Band IV(RMC 12.2Kbps)									
Channel	Frequency (MHz)	EIRP (dBm)	Limit (dBm)	Over Limit (dB)	SPA Reading (dBm)	S.G. Power (dBm)	TX Cable loss (dB)	TX Antenna Gain (dBi)	Polarization (H/V)
Lowest	3424.8	-51.70	-13	-38.70	-70.48	-63.45	0.85	12.60	H
	5137.2	-49.55	-13	-36.55	-72.84	-61.30	0.95	12.70	H
	6849.6	-50.89	-13	-37.89	-75.27	-61.41	1.18	11.70	H
	3424.8	-49.94	-13	-36.94	-71.03	-61.69	0.85	12.6	V
	5137.2	-53.36	-13	-40.36	-72.59	-65.11	0.95	12.7	V
	6849.6	-50.59	-13	-37.59	-74.9	-61.11	1.18	11.7	V
Middle	3465.2	-52.66	-13	-39.66	-71.44	-64.41	0.85	12.60	H
	5197.8	-48.92	-13	-35.92	-72.21	-60.67	0.95	12.70	H
	6930.4	-50.36	-13	-37.36	-74.74	-60.88	1.18	11.70	H
	3465.2	-49.90	-13	-36.90	-70.99	-61.65	0.85	12.6	V
	5197.8	-52.81	-13	-39.81	-72.04	-64.56	0.95	12.7	V
	6930.4	-50.60	-13	-37.60	-74.91	-61.12	1.18	11.7	V
Highest	3505.2	-52.15	-13	-39.15	-70.93	-63.90	0.85	12.60	H
	5257.8	-49.88	-13	-36.88	-73.17	-61.63	0.95	12.70	H
	7010.4	-50.70	-13	-37.70	-75.08	-61.22	1.18	11.70	H
	3505.2	-49.06	-13	-36.06	-70.15	-60.81	0.85	12.6	V
	5257.8	-53.73	-13	-40.73	-72.96	-65.48	0.95	12.7	V
	7010.4	-50.76	-13	-37.76	-75.07	-61.28	1.18	11.7	V

Remark: Spurious emissions within 30-1000MHz were found more than 20dB below limit line.

Appendix C. Test Setup Photographs