Antenna Data Sheet

Catalogue

1. **Capability Status**
2. **Antenna Location**
3. **Antenna Passive Efficiency**
4. **Simple Antenna Pattern Plot**
5. **Antenna return loss**

1.Capability Status

a. Main software and hardware facilities for antenna RD

Equipment introduction

Shanghai: Satimo:2 GTS1800:3 NFC Micropross:1

SAR DASY 5:1

Shenzhen: GTS1800:1 GTS2800:1 NFC Micropross:1

Xian: GTS2800:1

Chongqing: GTS1800:2 GTS2800:1



Satimo SG24

GTS2800

DASY4/5NFC

b. Full category testing capability

Support system

GSM/WCDMA/EVDO/TDSCDMA/TDD/FDD/5G-SA/5G-NSA/eMTC/NB-iot/GPS/WiFi/BT/CA/ENDC

Common equipment

SP9500

Anritsu MT8820C

E5071C

CMW500

DASY4/5 SAR



StarPointSP9500 **Anritsu MT8820C**

2.Antenna Location

ANT1: 4G LTE: B2/3/4/5/12/13/66 TRX

5G NR:N2/5/66 TRX

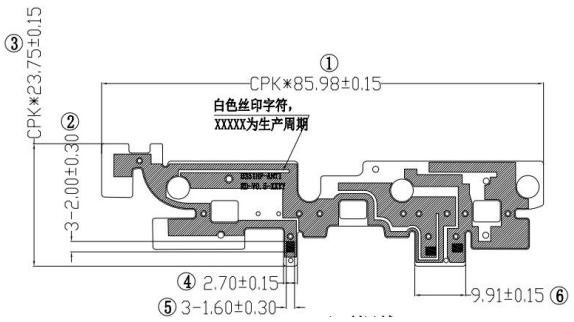

ANT2: 4G LTE: B7 TRX

5G NR: N48/77 DRX

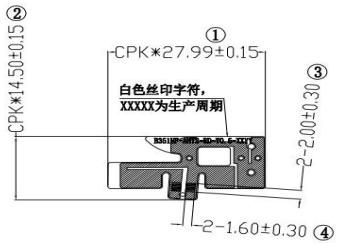

ANT3: 4G LTE: B2/4/48/66 PRX

5G NR: N2/66 PRX　N48/77 DRX

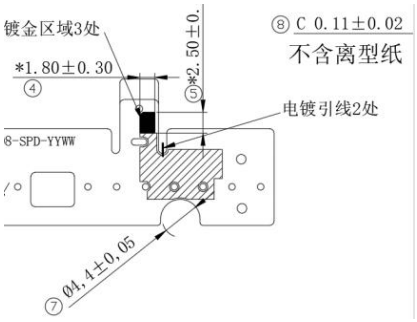

ANT4: 4G LTE: B48 TRX

5G NR :N48/77 TRX

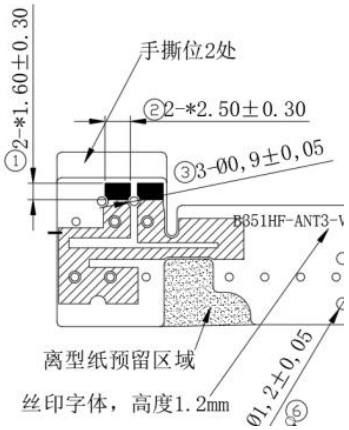

ANT5: 4G LTE: B2/3/4/5/7/12/13/66 DRX

5G NR:N2/5/66　DRX　　ENDC:N2/66 TRX

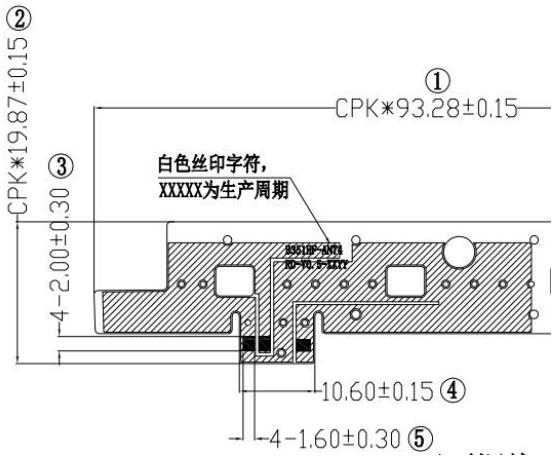

ANT6: 2.4G&5GWIFI TRX

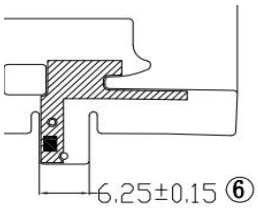

ANT7: 4G LTE: B2/4/48/66 DRX

5G NR: N2/66 DRX N48/77 PRX

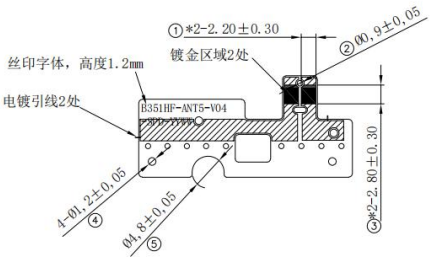

ANT1/2/5/6

manufacturer: Shenzhen Ruide Communication Technology Co., LTD

Website:www.myetheta.com.

Address:Zone B and Zone D, Floor 3, Building 1, Baisha Science and Technology Industrial Park, No. 3011, Shahe West Road, Nanshan District, Shenzhen.

Antenna model number: RD-B351

ANT3/4/7

manufacturer: Huizhou Speed Wireless Technology Co.,Ltd

Website:www.speed-hz.com

Address:No. 138, Huize Avenue, Dongjiang High-tech Industrial Park, Zhongkai High-tech Zone, Huizhou City

Antenna model number: SPD-B351

3.Antenna Passive Efficiency

A. Antenna1

Band		Average Gain		Maximum Gain	
		TX	RX	TX	RX
LTE	Band 2	-3.3dBi	-4.1dBi	1.1dBi	0.9dBi
	Band 3	-3.1dBi	-4.2dBi	1.2dBi	1.1dBi
	Band 4	-3.2dBi	-4.9dBi	0.9dBi	1.2dBi
	Band 5	-3.1dBi	-4.6dBi	1.3dBi	1.6dBi
	Band 12	-3.5dBi	-5dBi	1.0dBi	1.7dBi
	Band 13	-3.3dBi	-4.9dBi	1.2dBi	1.2dBi
	Band 66	-3.7dBi	-5.1dBi	1.0dBi	1.1dBi
NR	Band 2	-3.3dBi	-4.1dBi	1.1dBi	1.6dBi
	Band 5	-3.1dBi	-4.6dBi	1.3dBi	1.6dBi
	Band 66	-3.7dBi	-5.1dBi	1.0dBi	1.6dBi

B. Antenna2

Band		Average Gain		Maximum Gain	
		TX	RX	TX	RX
LTE	Band 7	-6.1dBi	-5.6dBi	1.0dBi	1.7dBi
NR	Band 48	/	-4.7dBi	/	1.1dBi
	Band 77	/	-4.9dBi	/	1.0dBi

C. Antenna3

Band		Average Gain		Maximum Gain	
		TX	RX	TX	RX
LTE	Band 2	/	-4.9dBi	/	1.6dBi
	Band 4	/	-4.4dBi	/	1.7dBi
	Band 48	/	-4.8dBi	/	0.3dBi
	Band 66	/	-4.4dBi	/	1.8dBi
NR	Band 2	/	-4.9dBi	/	1.6dBi
	Band 48	/	-4.8dBi	/	0.3dBi
	Band 66	/	-4.4dBi	/	1.8dBi
	Band 77	/	-4.3dBi	/	0.1dBi

D. Antenna4

Band		Average Gain		Maximum Gain	
		TX	RX	TX	RX
LTE	Band 48	-4.6dBi	-4.6dBi	0.5dBi	0.5dBi
NR	Band 48	-4.6dBi	-4.6dBi	0.5dBi	0.5dBi
	Band 77	-2.2dBi	-2.2dBi	2.6dBi	2.6dBi

E. Antenna5

Band		Average Gain		Maximum Gain	
		TX	RX	TX	RX
LTE	Band 2	/	-4.1dBi	/	1.9dBi
	Band 3	/	-4.2dBi	/	0.1dBi
	Band 4	/	-4.9dBi	/	1.3dBi
	Band 5	/	-4.6dBi	/	1.4dBi
	Band 7	/	-5.0dBi	/	1.6dBi
	Band 12	/	-4.9dBi	/	0.5dBi
	Band 13	/	-5.1dBi	/	0.7dBi
	Band 66	/	-4.7dBi	/	1.9dBi
NR	Band 2	-3.5dBi	-4.1dBi	0.9dBi	1.9dBi
	Band 5	/	-4.6dBi	/	1.4dBi
	Band 66	-3.9dBi	-4.7dBi	0.8dBi	1.9dBi

F. Antenna6

Band		Average Gain		Maximum Gain	
		TX	RX	TX	RX
WIFI	2.4G	-2.9dBi	-2.9dBi	1.1dBi	1.1dBi
	5G	-4.5dBi	-4.5dBi	1.1dBi	1.1dBi

G. Antenna7

Band		Average Gain		Maximum Gain	
		TX	RX	TX	RX
LTE	Band 2	/	-4.2dBi	/	-0.5dBi
	Band 4	/	-4.5dBi	/	-0.2dBi
	Band 48	/	-4.2dBi	/	1.9dBi
	Band 66	/	-4.7dBi	/	-0.2dBi
NR	Band 2	/	-4.2dBi	/	-0.5dBi

	Band 48	/	-4.2dBi	/	1.9dBi
	Band 66	/	-4.2dBi	/	1.9dBi
	Band 77	/	-3.3dBi	/	1.3dBi

4.Simple Antenna Pattern Plot

Antenna 1

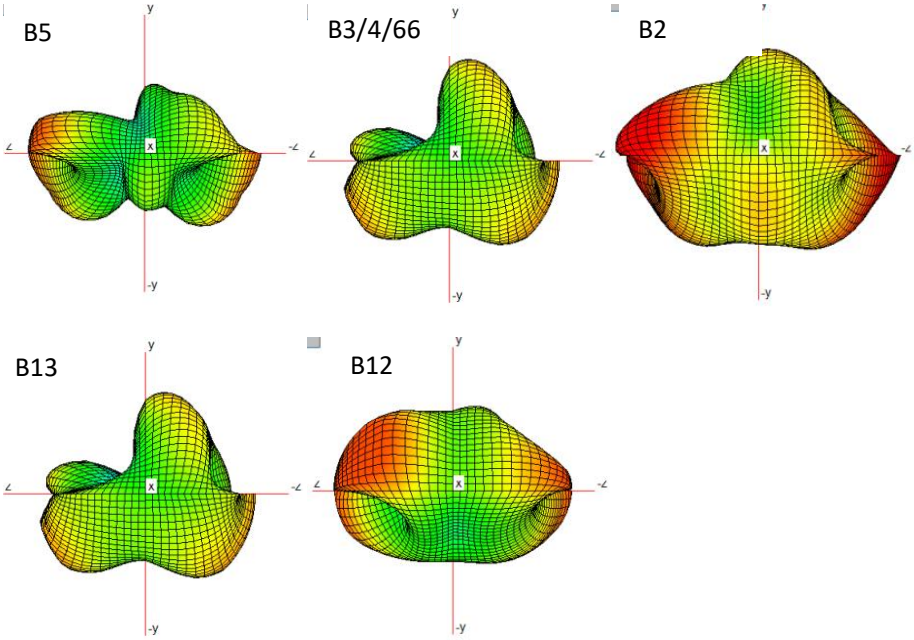

Antenna 2

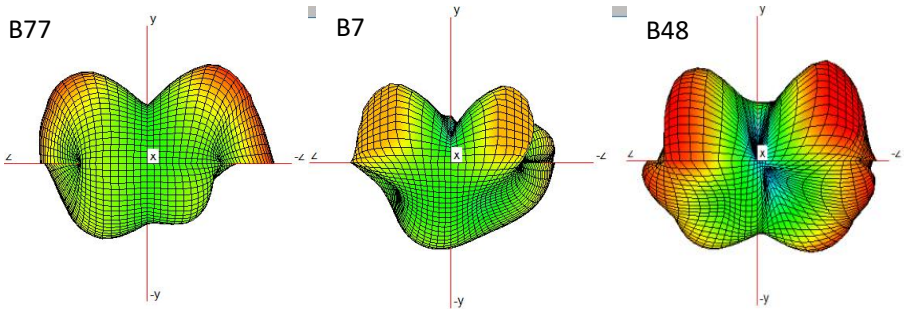

Antenna 3

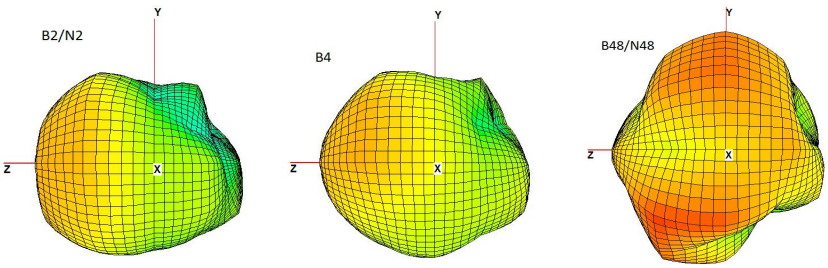

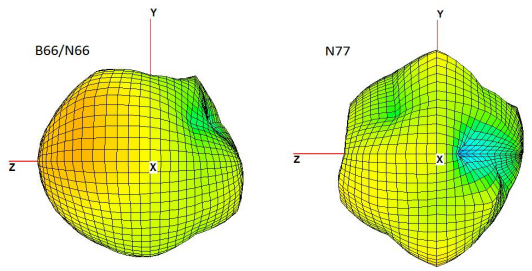

Antenna 4

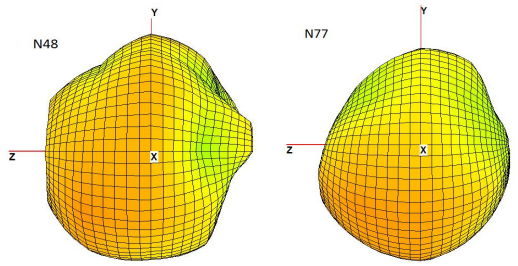

Antenna 5

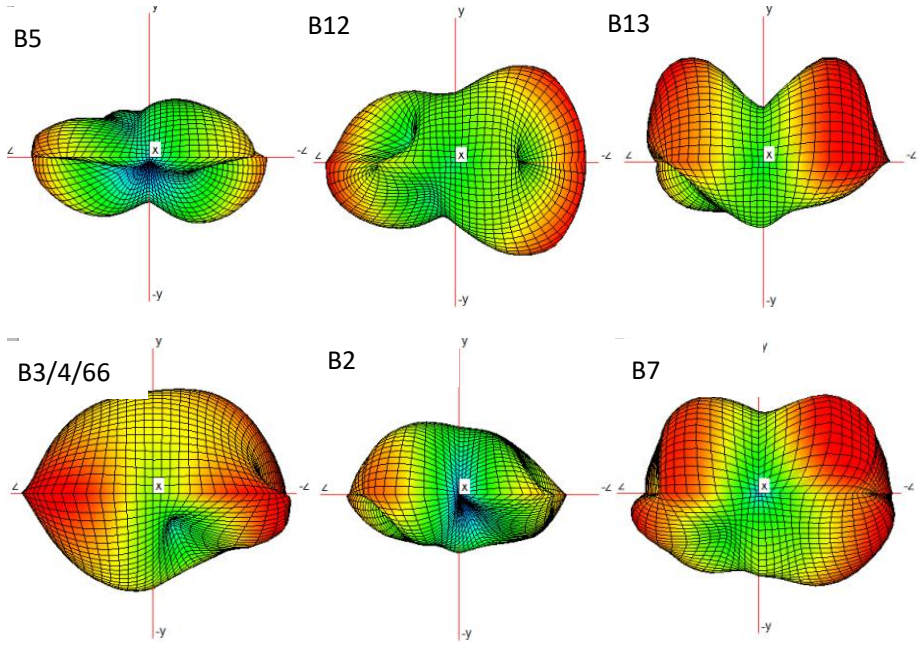

Antenna 6

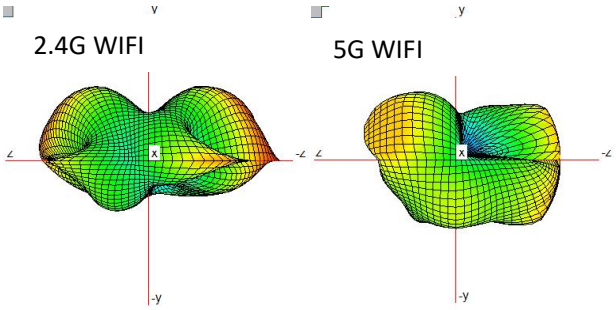

Antenna 7

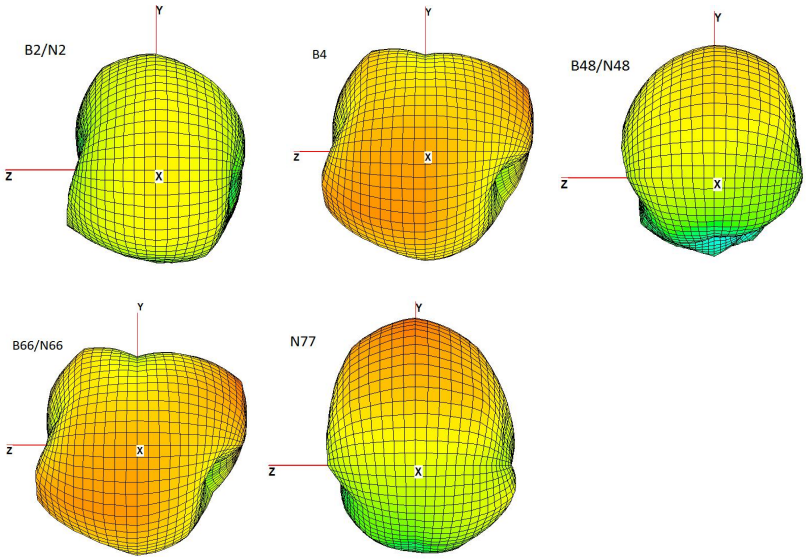

4.Antenna return loss

Antenna 1

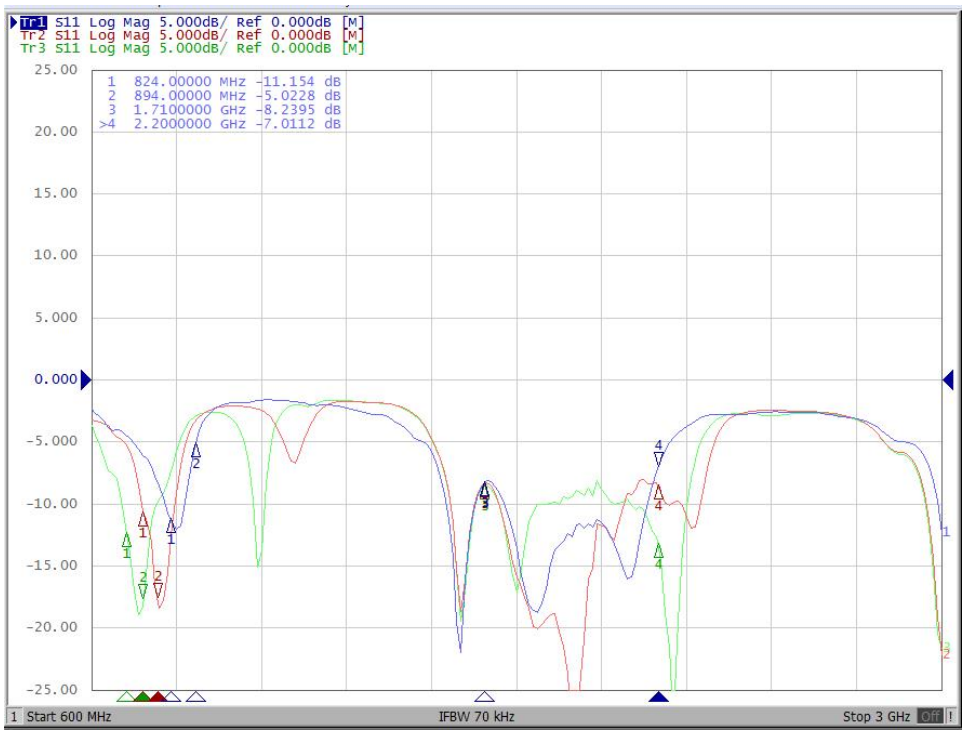

Antenna 2

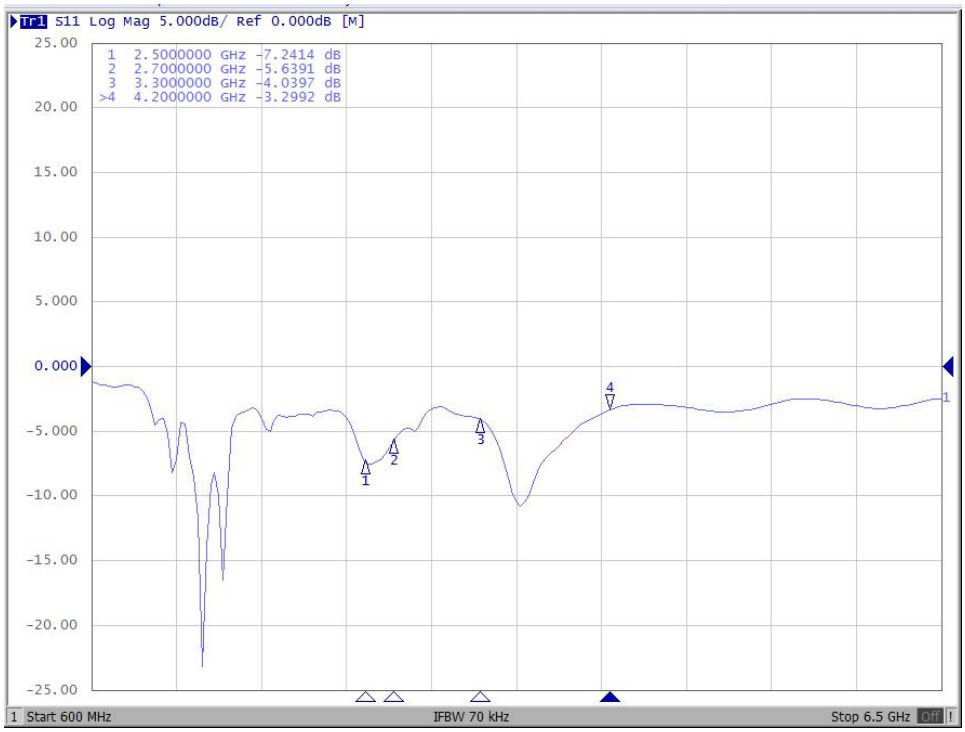

Antenna 3

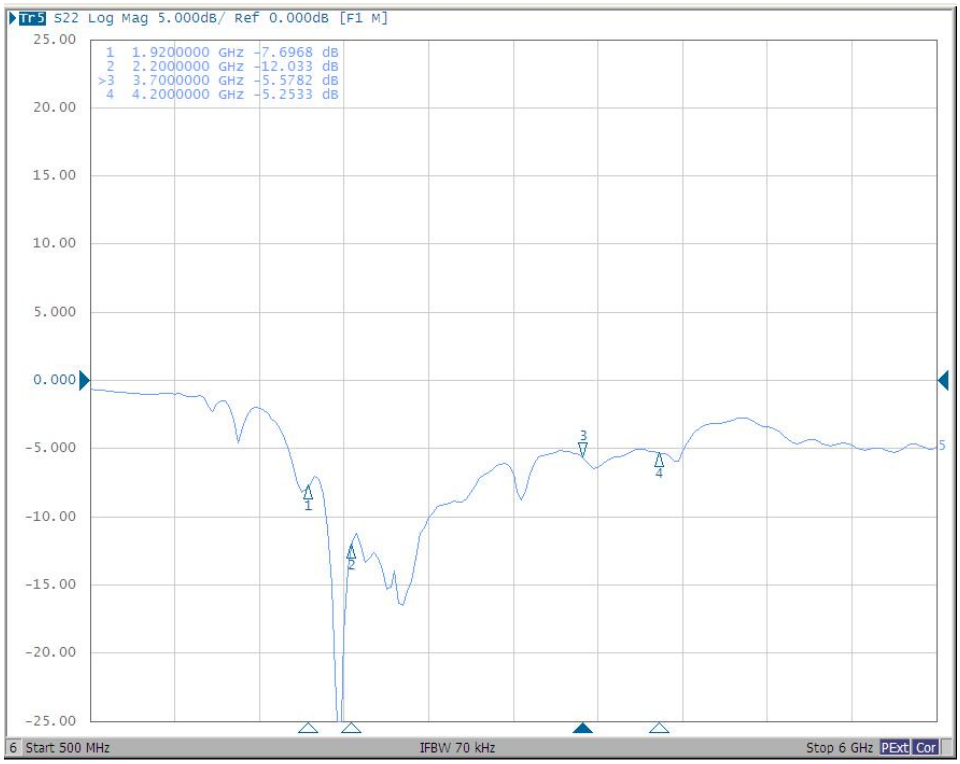

Antenna 4

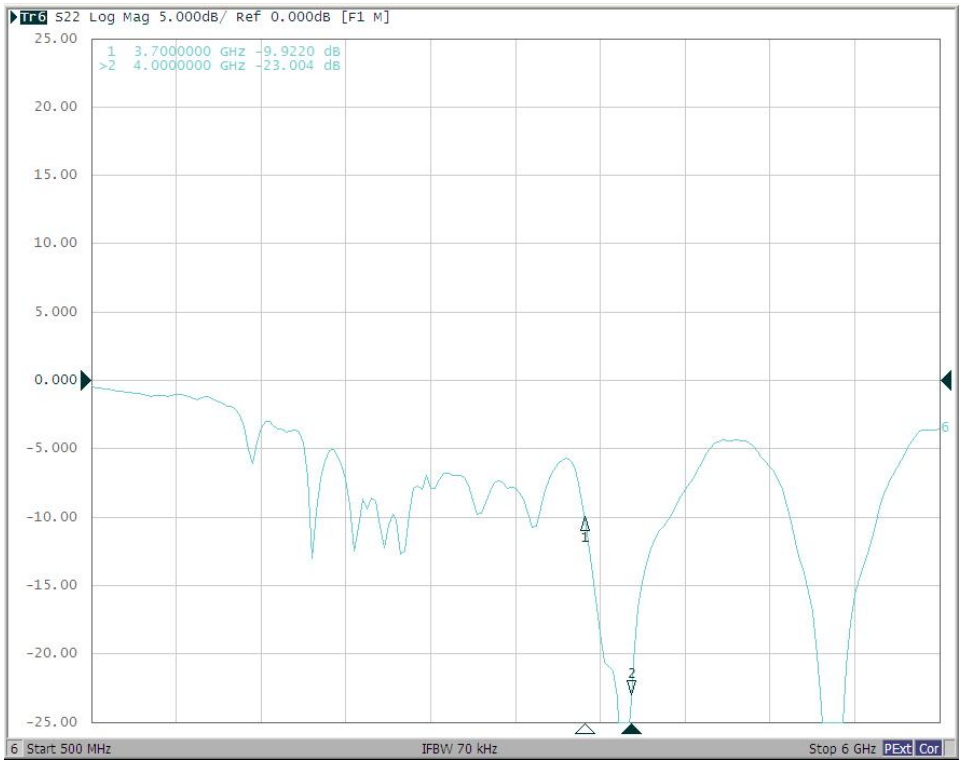

Antenna 5

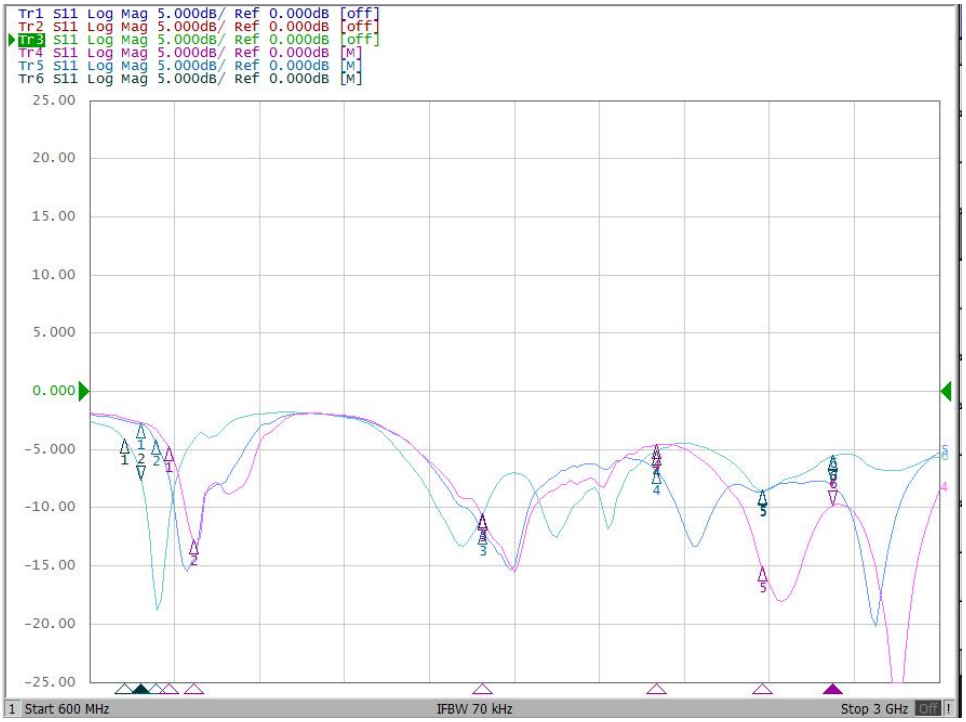

Antenna 6

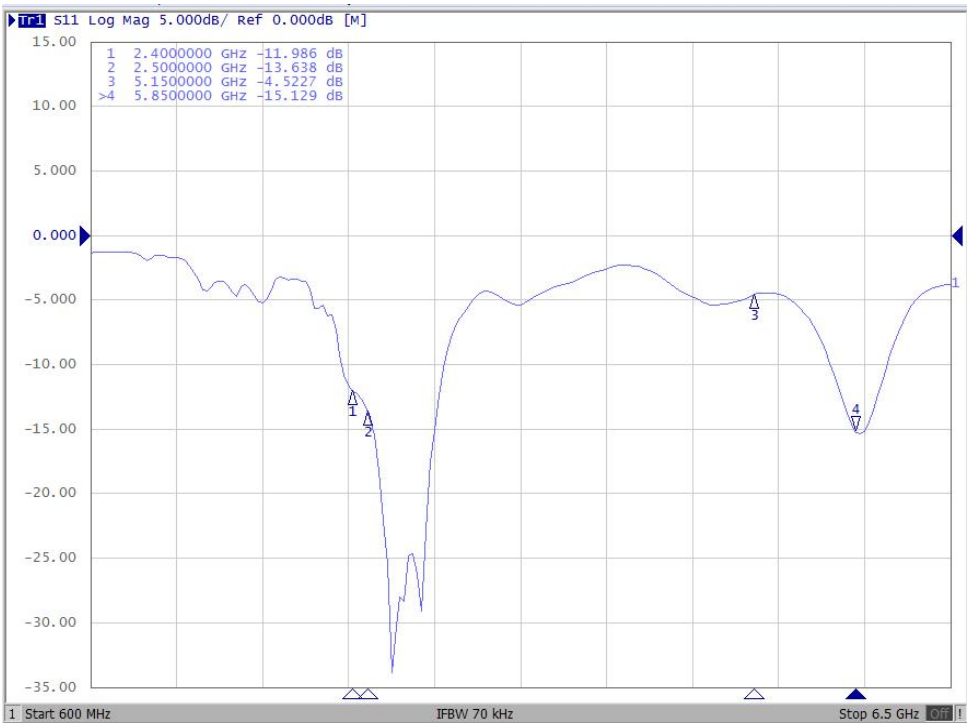

Antenna 7

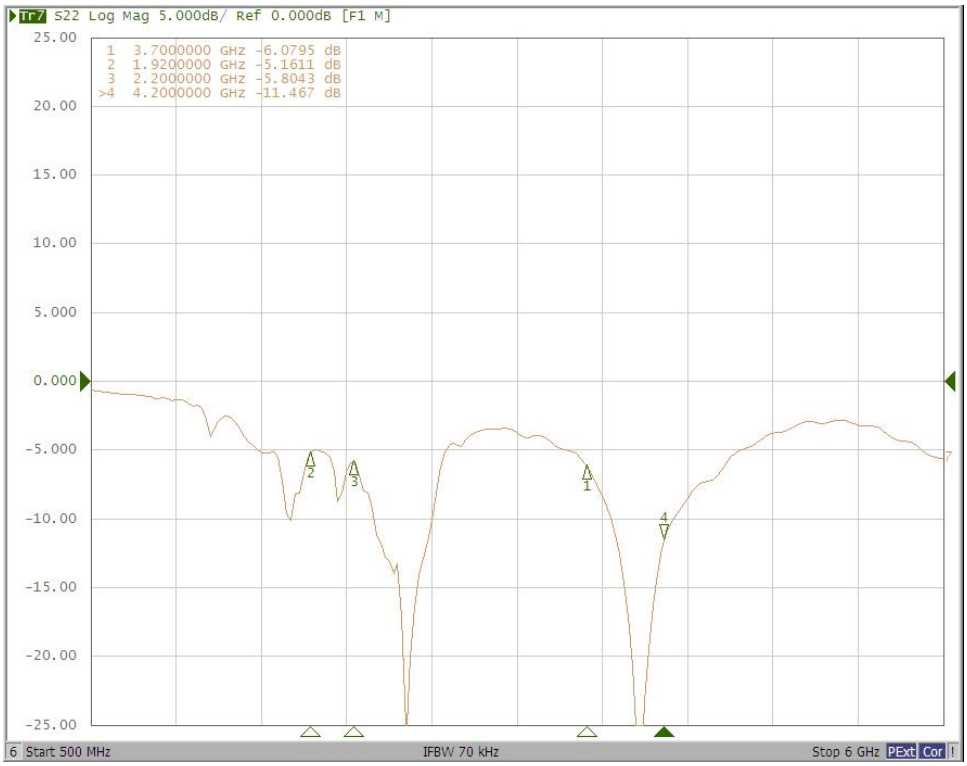
Tr7 S22 Log Mag 5.000dB/ Ref 0.000dB [F1 M]
1 3.7000000 GHz -6.0795 dB
2 1.9200000 GHz -5.1611 dB
3 2.2000000 GHz -5.8043 dB
>4 4.2000000 GHz -11.467 dB
25.00
20.00
15.00
10.00
5.000
0.000
-5.000
-10.00
-15.00
-20.00
-25.00
6 Start 500 MHz
IFBW 70 kHz
Stop 6 GHz
PExt
Cor