GSM1900 (GSM)	GSM1900 (EDGE class 8)
Lowest Channel	**Lowest Channel**
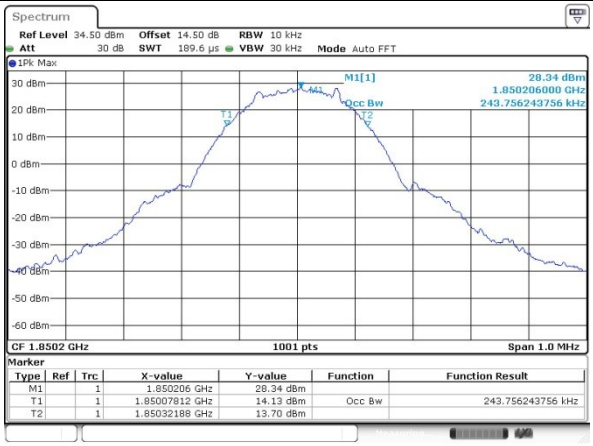	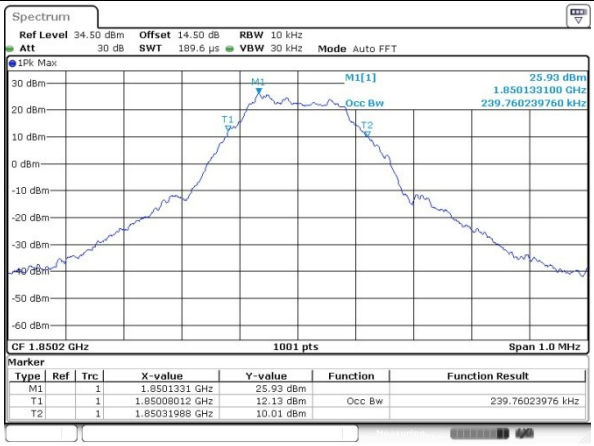
Middle Channel	**Middle Channel**
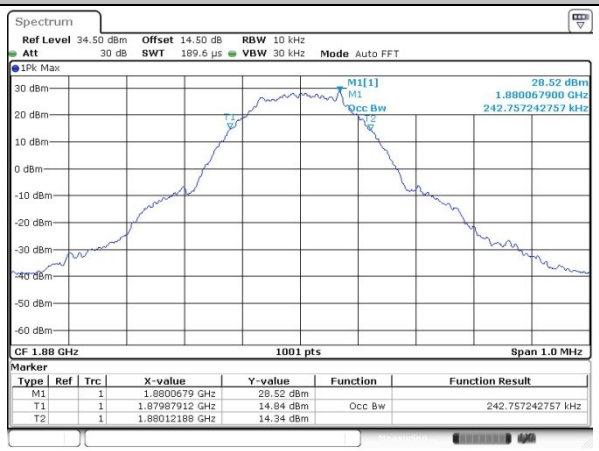	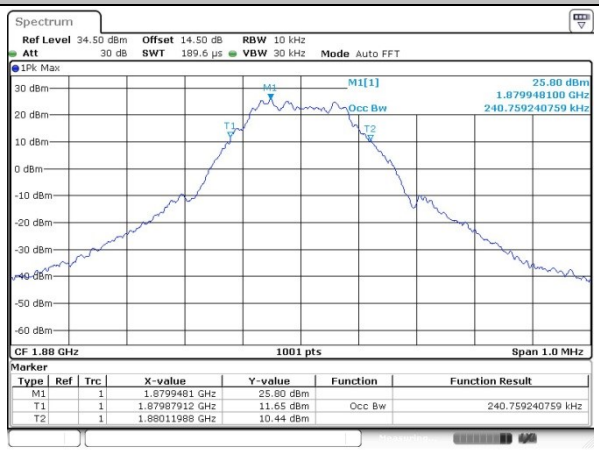
Highest Channel	**Highest Channel**
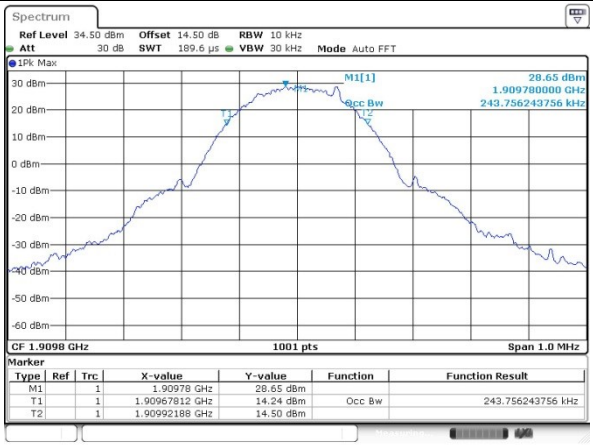	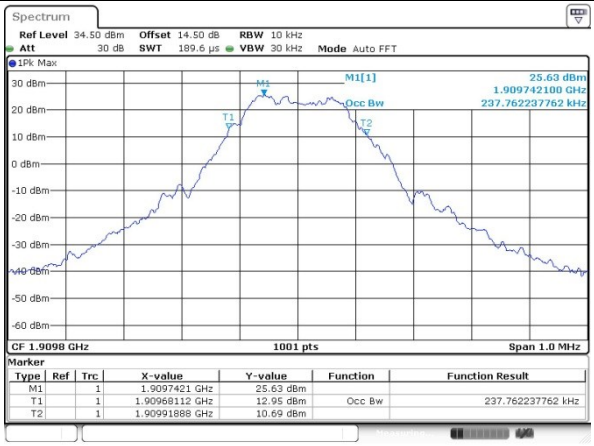

WCDMA Band V (RMC 12.2Kbps)	WCDMA Band II (RMC 12.2Kbps)
Lowest Channel	**Lowest Channel**
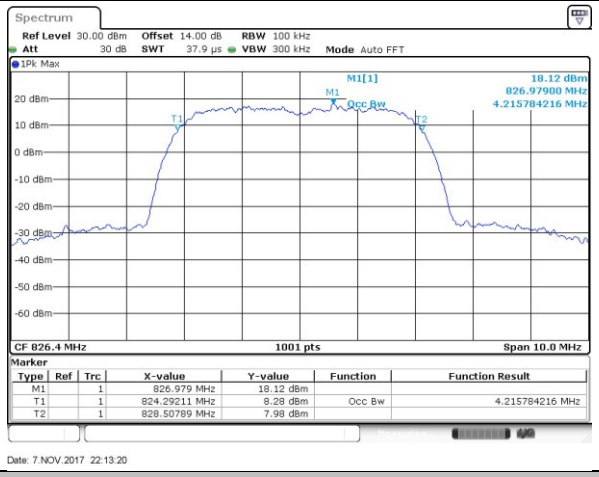	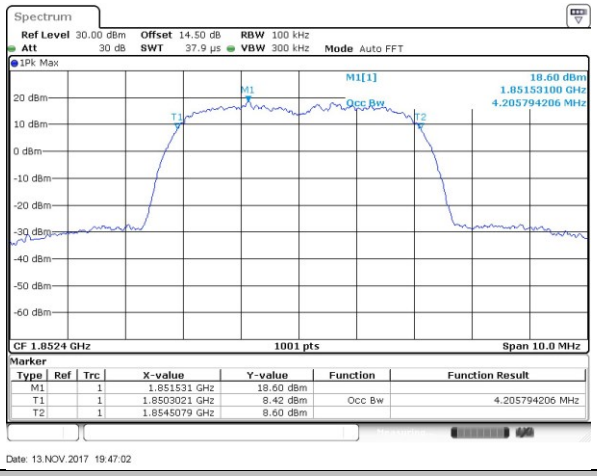
Middle Channel	**Middle Channel**
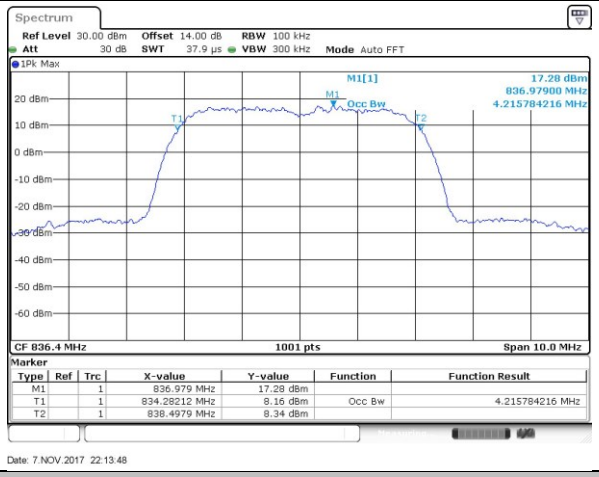	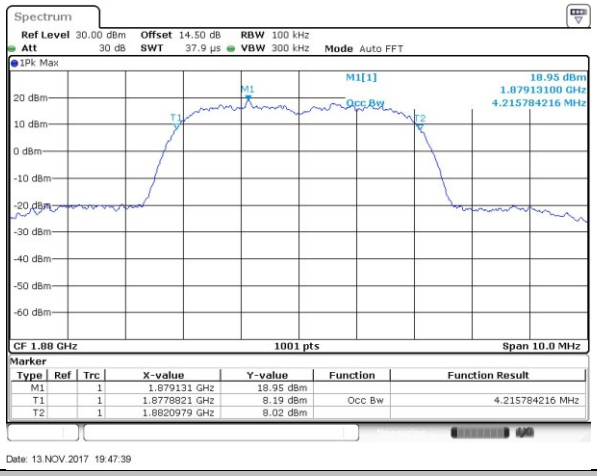
Highest Channel	**Highest Channel**
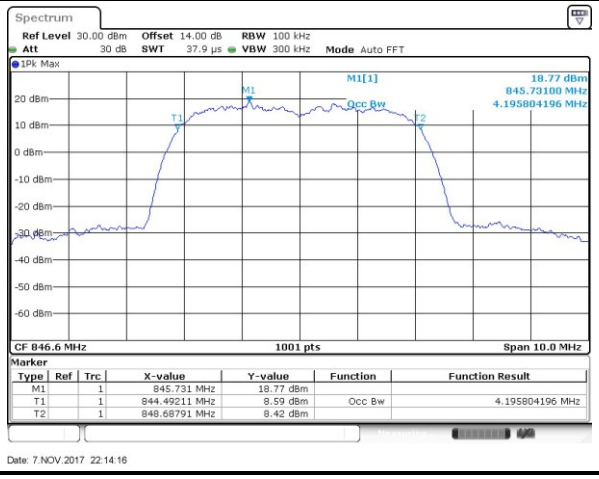	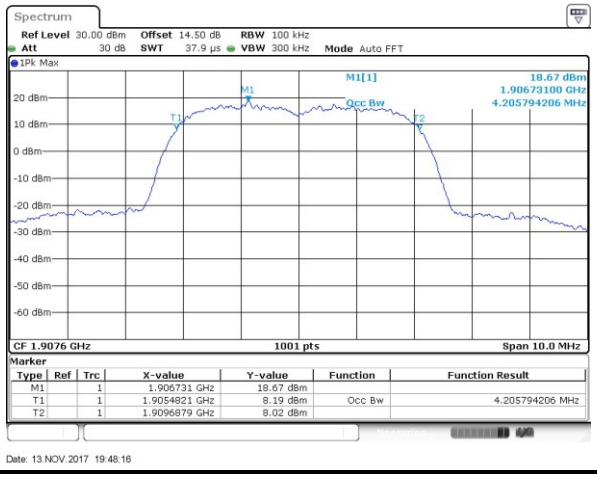

WCDMA Band IV (RMC 12.2Kbps)	
Lowest Channel	
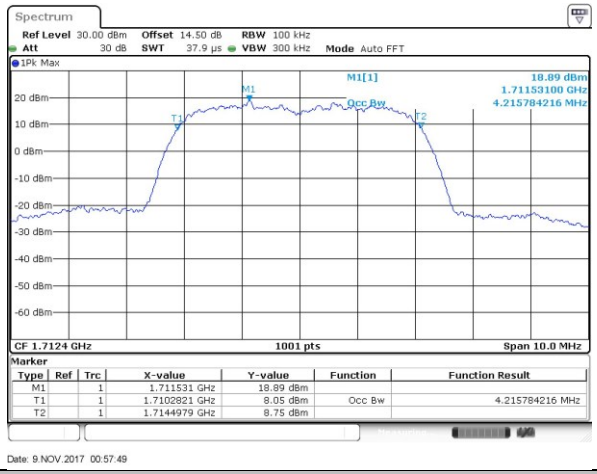	
Middle Channel	
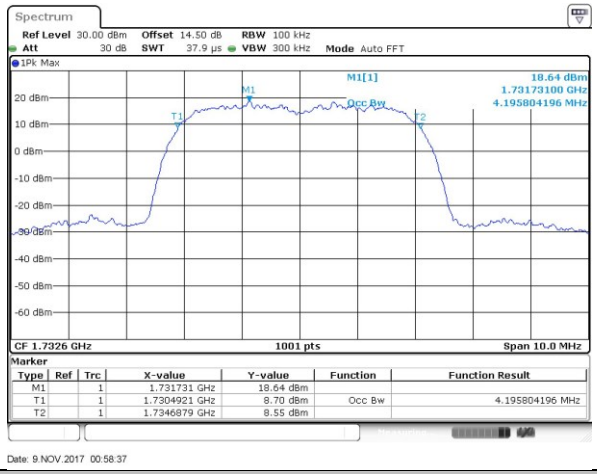	
Highest Channel	
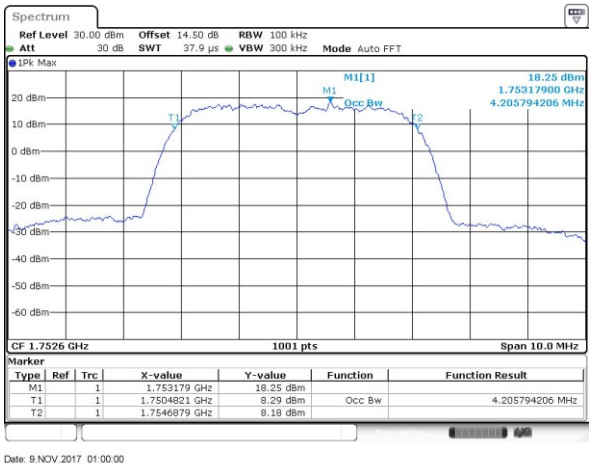	

Conducted Band Edge

GSM850 (GSM)

Lowest Band Edge

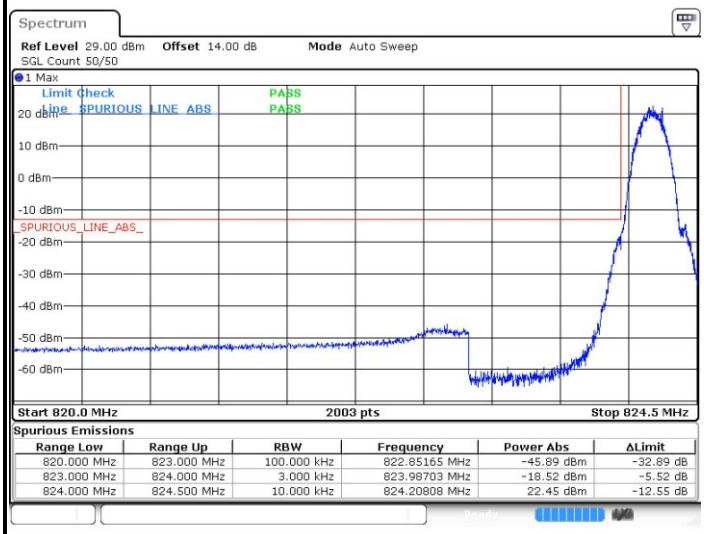

Spurious Emissions

Range Low	Range Up	RBW	Frequency	Power Abs	ΔLimit
820.000 MHz	823.000 MHz	100.000 kHz	822.85165 MHz	-45.89 dBm	-32.89 dB
823.000 MHz	824.000 MHz	3.000 kHz	823.98703 MHz	-18.52 dBm	-5.52 dB
824.000 MHz	824.500 MHz	10.000 kHz	824.20808 MHz	22.45 dBm	-12.55 dB

Date: 7.NOV.2017 20:18:43

Highest Band Edge

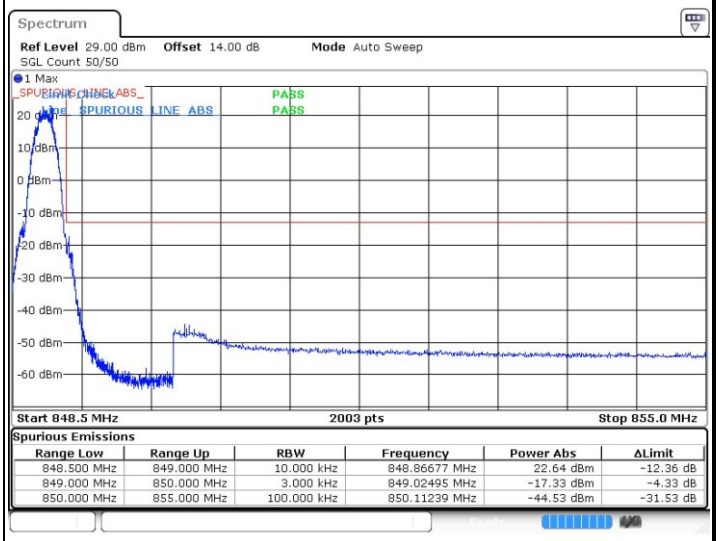

Spurious Emissions

Range Low	Range Up	RBW	Frequency	Power Abs	ΔLimit
848.500 MHz	849.000 MHz	10.000 kHz	848.86677 MHz	22.64 dBm	-12.36 dB
849.000 MHz	850.000 MHz	3.000 kHz	849.02495 MHz	-17.33 dBm	-4.33 dB
850.000 MHz	855.000 MHz	100.000 kHz	850.11239 MHz	-44.53 dBm	-31.53 dB

Date: 7.NOV.2017 20:20:09

GSM850 (EDGE class 8)

Lowest Band Edge

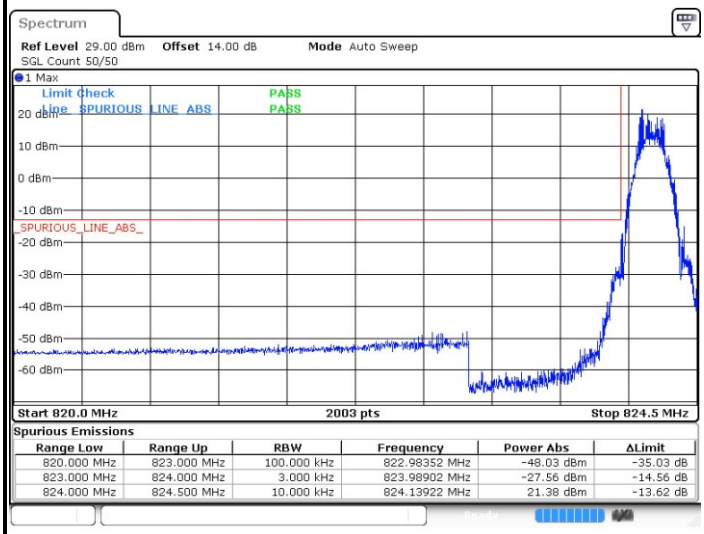

Spurious Emissions

Range Low	Range Up	RBW	Frequency	Power Abs	ΔLimit
820.000 MHz	823.000 MHz	100.000 kHz	822.98352 MHz	-48.03 dBm	-35.03 dB
823.000 MHz	824.000 MHz	3.000 kHz	823.98902 MHz	-27.56 dBm	-14.56 dB
824.000 MHz	824.500 MHz	10.000 kHz	824.13922 MHz	21.38 dBm	-13.62 dB

Date: 7.NOV.2017 21:15:35

Highest Band Edge

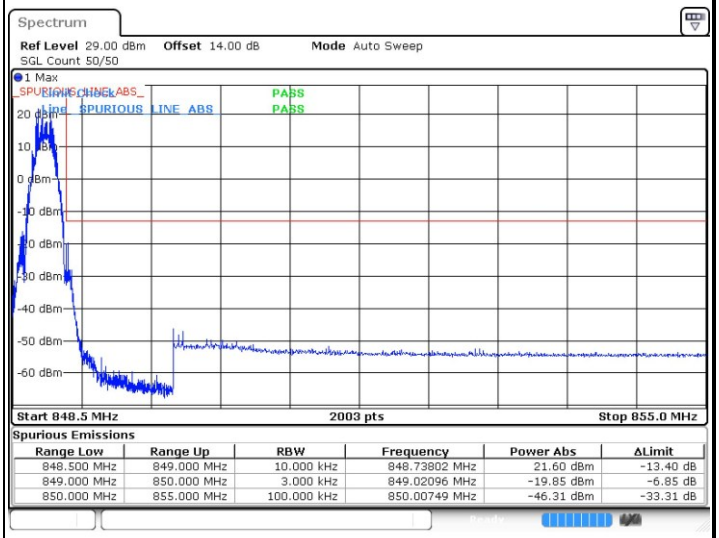

Spurious Emissions

Range Low	Range Up	RBW	Frequency	Power Abs	ΔLimit
848.500 MHz	849.000 MHz	10.000 kHz	848.73802 MHz	21.60 dBm	-13.40 dB
849.000 MHz	850.000 MHz	3.000 kHz	849.02096 MHz	-19.85 dBm	-6.85 dB
850.000 MHz	855.000 MHz	100.000 kHz	850.00749 MHz	-46.31 dBm	-33.31 dB

Date: 7.NOV.2017 21:17:18

GSM1900 (GSM)

Lowest Band Edge

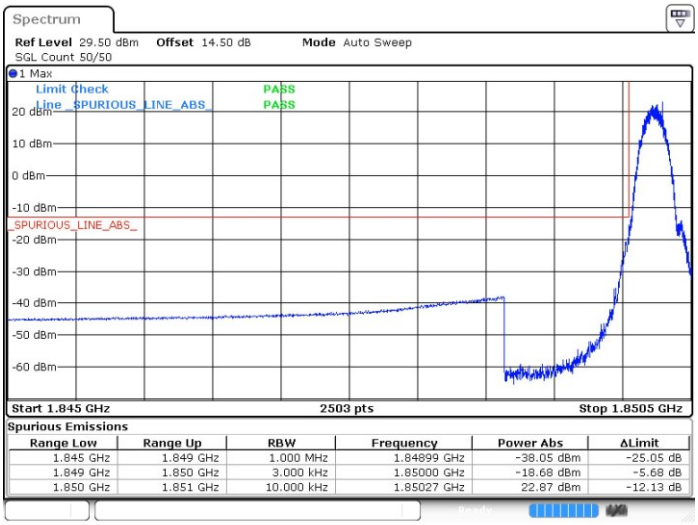

Spurious Emissions

Range Low	Range Up	RBW	Frequency	Power Abs	ΔLimit
1.845 GHz	1.849 GHz	1.000 MHz	1.84899 GHz	-38.05 dBm	-25.05 dB
1.849 GHz	1.850 GHz	3.000 kHz	1.85000 GHz	-18.68 dBm	-5.68 dB
1.850 GHz	1.851 GHz	10.000 kHz	1.85027 GHz	22.87 dBm	-12.13 dB

Date: 7.NOV.2017 23:10:29

Highest Band Edge

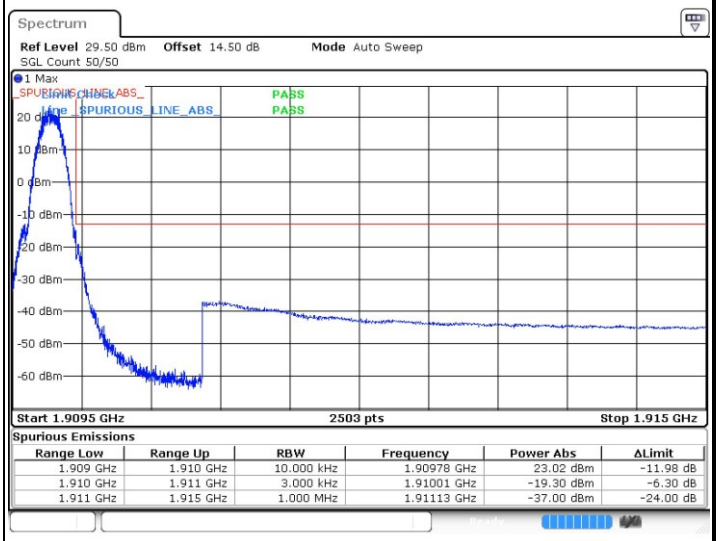

Spurious Emissions

Range Low	Range Up	RBW	Frequency	Power Abs	ΔLimit
1.909 GHz	1.910 GHz	10.000 kHz	1.90978 GHz	23.02 dBm	-11.98 dB
1.910 GHz	1.911 GHz	3.000 kHz	1.91001 GHz	-19.30 dBm	-6.30 dB
1.911 GHz	1.915 GHz	1.000 MHz	1.91113 GHz	-37.00 dBm	-24.00 dB

Date: 7.NOV.2017 23:11:55

GSM1900 (EDGE class 8)

Lowest Band Edge

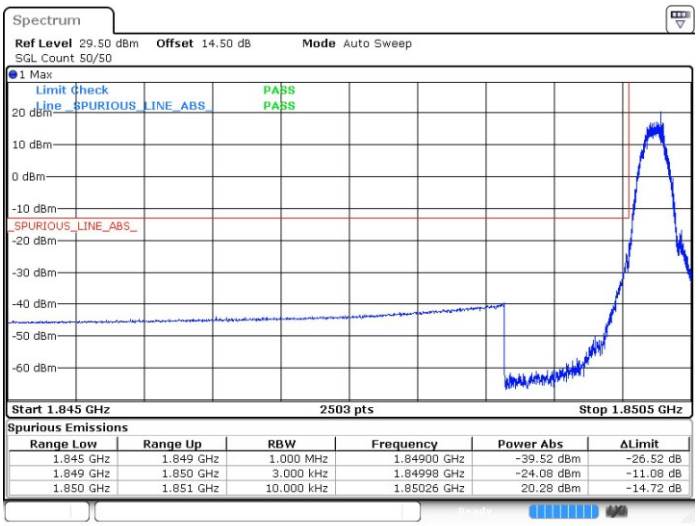

Spurious Emissions

Range Low	Range Up	RBW	Frequency	Power Abs	ΔLimit
1.845 GHz	1.849 GHz	1.000 MHz	1.84900 GHz	-39.52 dBm	-26.52 dB
1.849 GHz	1.850 GHz	3.000 kHz	1.84998 GHz	-24.08 dBm	-11.08 dB
1.850 GHz	1.851 GHz	10.000 kHz	1.85026 GHz	20.28 dBm	-14.72 dB

Date: 7.NOV.2017 23:45:50

Highest Band Edge

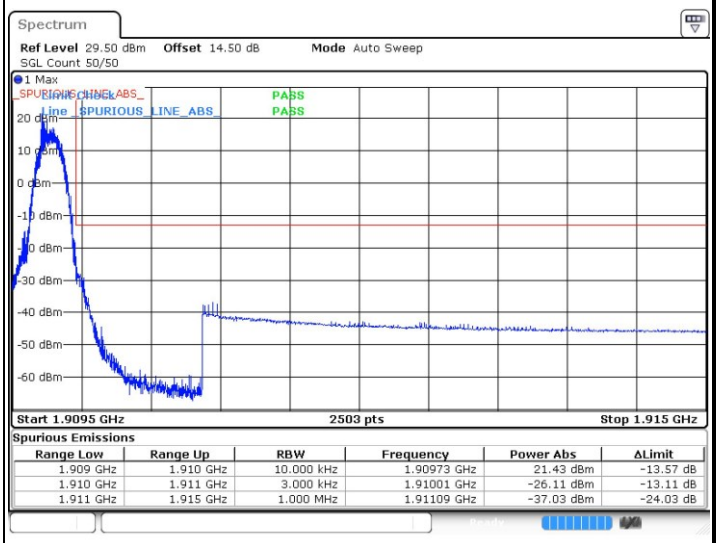

Spurious Emissions

Range Low	Range Up	RBW	Frequency	Power Abs	ΔLimit
1.909 GHz	1.910 GHz	10.000 kHz	1.90973 GHz	21.43 dBm	-13.57 dB
1.910 GHz	1.911 GHz	3.000 kHz	1.91001 GHz	-26.11 dBm	-13.11 dB
1.911 GHz	1.915 GHz	1.000 MHz	1.91109 GHz	-37.03 dBm	-24.03 dB

Date: 7.NOV.2017 23:47:33

WCDMA Band V (RMC 12.2Kbps)

Lowest Band Edge

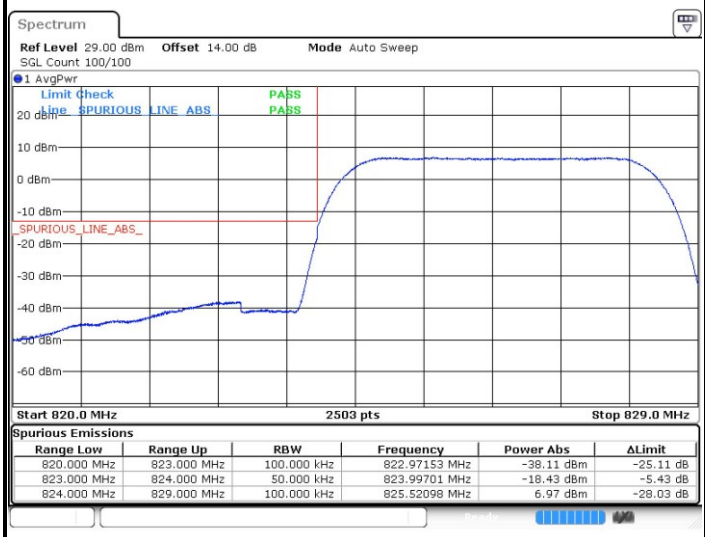

Spurious Emissions

Range Low	Range Up	RBW	Frequency	Power Abs	ΔLimit
820.000 MHz	823.000 MHz	100.000 kHz	822.97153 MHz	-38.11 dBm	-25.11 dB
823.000 MHz	824.000 MHz	50.000 kHz	823.99701 MHz	-18.43 dBm	-5.43 dB
824.000 MHz	829.000 MHz	100.000 kHz	825.52098 MHz	6.97 dBm	-28.03 dB

Date: 7.NOV.2017 22:21:41

Highest Band Edge

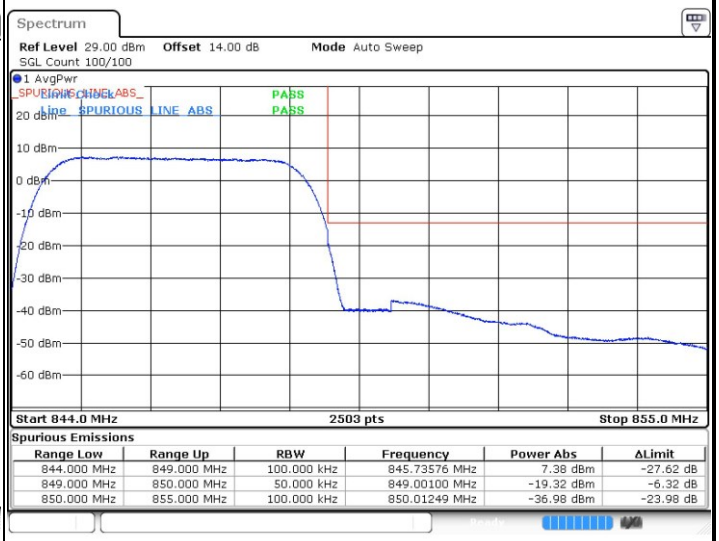

Spurious Emissions

Range Low	Range Up	RBW	Frequency	Power Abs	ΔLimit
844.000 MHz	849.000 MHz	100.000 kHz	845.73576 MHz	7.38 dBm	-27.62 dB
849.000 MHz	850.000 MHz	50.000 kHz	849.00100 MHz	-19.32 dBm	-6.32 dB
850.000 MHz	855.000 MHz	100.000 kHz	850.01249 MHz	-36.98 dBm	-23.98 dB

Date: 7.NOV.2017 22:24:22

WCDMA Band II (RMC 12.2Kbps)

Lowest Band Edge

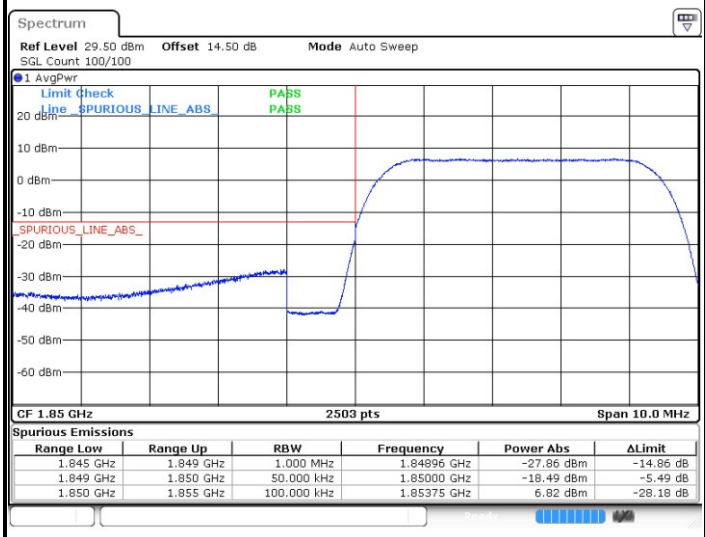

Spurious Emissions

Range Low	Range Up	RBW	Frequency	Power Abs	ΔLimit
1.845 GHz	1.849 GHz	1.000 MHz	1.84896 GHz	-27.86 dBm	-14.86 dB
1.849 GHz	1.850 GHz	50.000 kHz	1.85000 GHz	-18.49 dBm	-5.49 dB
1.850 GHz	1.855 GHz	100.000 kHz	1.85375 GHz	6.82 dBm	-28.18 dB

Date: 13.NOV.2017 19:52:28

Highest Band Edge

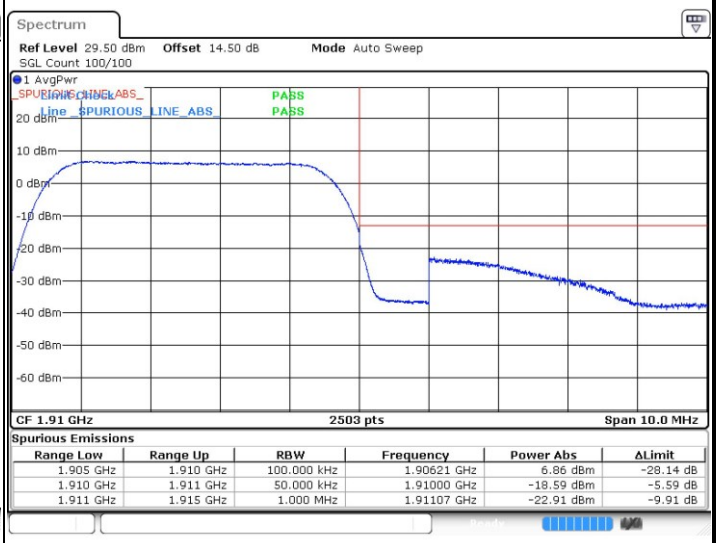

Spurious Emissions

Range Low	Range Up	RBW	Frequency	Power Abs	ΔLimit
1.905 GHz	1.910 GHz	100.000 kHz	1.90621 GHz	6.86 dBm	-28.14 dB
1.910 GHz	1.911 GHz	50.000 kHz	1.91000 GHz	-18.59 dBm	-5.59 dB
1.911 GHz	1.915 GHz	1.000 MHz	1.91107 GHz	-22.91 dBm	-9.91 dB

Date: 13.NOV.2017 19:55:36

WCDMA Band IV (RMC 12.2Kbps)	
Lowest Band Edge	**Highest Band Edge**

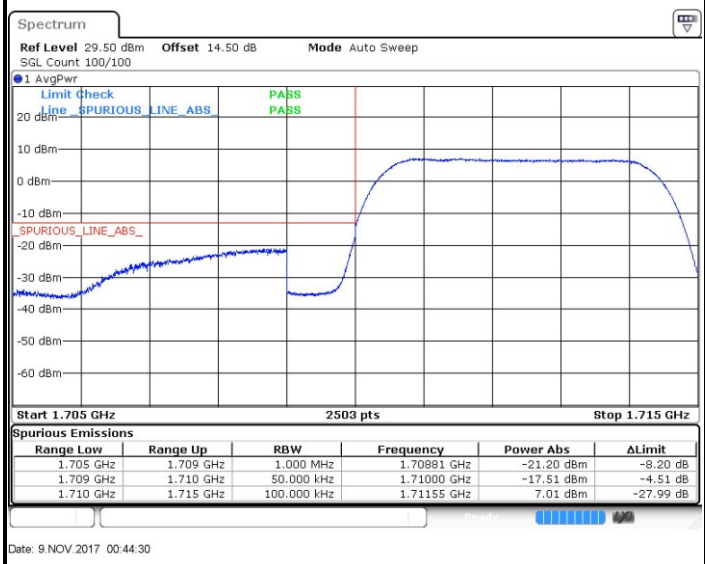

Spurious Emissions

Range Low	Range Up	RBW	Frequency	Power Abs	ΔLimit
1.705 GHz	1.709 GHz	1.000 MHz	1.70881 GHz	-21.20 dBm	-8.20 dB
1.709 GHz	1.710 GHz	50.000 kHz	1.71000 GHz	-17.51 dBm	-4.51 dB
1.710 GHz	1.715 GHz	100.000 kHz	1.71155 GHz	7.01 dBm	-27.99 dB

Date: 9.NOV.2017 00:44:30

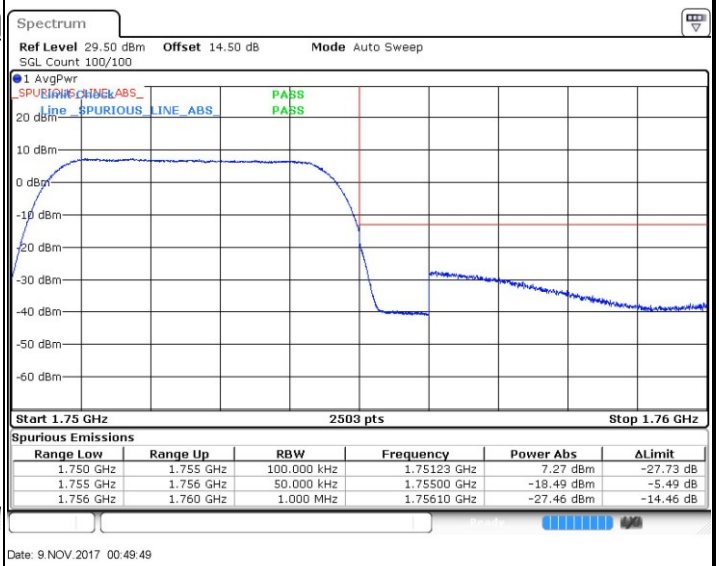

Spurious Emissions

Range Low	Range Up	RBW	Frequency	Power Abs	ΔLimit
1.750 GHz	1.755 GHz	100.000 kHz	1.75123 GHz	7.27 dBm	-27.73 dB
1.755 GHz	1.756 GHz	50.000 kHz	1.75500 GHz	-18.49 dBm	-5.49 dB
1.756 GHz	1.760 GHz	1.000 MHz	1.75610 GHz	-27.46 dBm	-14.46 dB

Date: 9.NOV.2017 00:49:49

Conducted Spurious Emission

GSM850 (GSM)

Lowest Channel

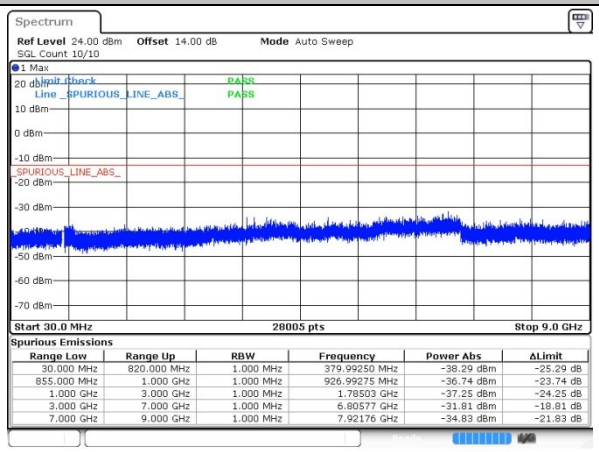

Spurious Emissions

Range Low	Range Up	RBW	Frequency	Power Abs	ΔLimit
30.000 MHz	820.000 MHz	1.000 MHz	379.99250 MHz	-38.29 dBm	-25.29 dB
855.000 MHz	1.000 GHz	1.000 MHz	926.99275 MHz	-36.74 dBm	-23.74 dB
1.000 GHz	3.000 GHz	1.000 MHz	1.78503 GHz	-37.25 dBm	-24.25 dB
3.000 GHz	7.000 GHz	1.000 MHz	6.80577 GHz	-31.81 dBm	-18.81 dB
7.000 GHz	9.000 GHz	1.000 MHz	7.92176 GHz	-34.83 dBm	-21.83 dB

Date: 7.NOV.2017 21:32:02

Middle Channel

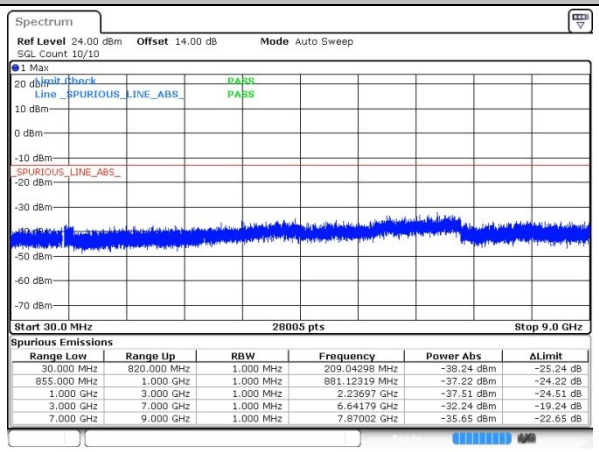

Spurious Emissions

Range Low	Range Up	RBW	Frequency	Power Abs	ΔLimit
30.000 MHz	820.000 MHz	1.000 MHz	209.04298 MHz	-38.24 dBm	-25.24 dB
855.000 MHz	1.000 GHz	1.000 MHz	881.12319 MHz	-37.22 dBm	-24.22 dB
1.000 GHz	3.000 GHz	1.000 MHz	2.23697 GHz	-37.51 dBm	-24.51 dB
3.000 GHz	7.000 GHz	1.000 MHz	6.64179 GHz	-32.24 dBm	-19.24 dB
7.000 GHz	9.000 GHz	1.000 MHz	7.87002 GHz	-35.65 dBm	-22.65 dB

Date: 7.NOV.2017 21:33:26

Highest Channel

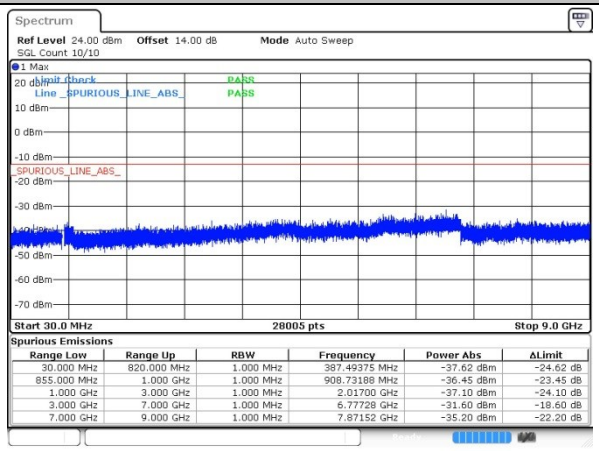

Spurious Emissions

Range Low	Range Up	RBW	Frequency	Power Abs	ΔLimit
30.000 MHz	820.000 MHz	1.000 MHz	387.49375 MHz	-37.62 dBm	-24.62 dB
855.000 MHz	1.000 GHz	1.000 MHz	908.73188 MHz	-36.45 dBm	-23.45 dB
1.000 GHz	3.000 GHz	1.000 MHz	2.01700 GHz	-37.10 dBm	-24.10 dB
3.000 GHz	7.000 GHz	1.000 MHz	6.77728 GHz	-31.60 dBm	-18.60 dB
7.000 GHz	9.000 GHz	1.000 MHz	7.87152 GHz	-35.20 dBm	-22.20 dB

Date: 7.NOV.2017 21:35:10

GSM850 (EDGE class 8)

Lowest Channel

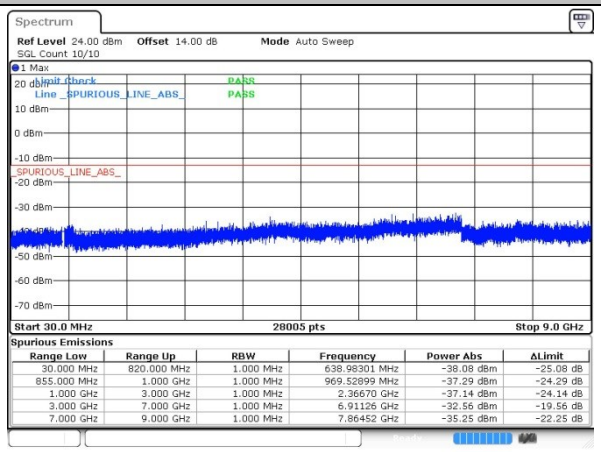

Spurious Emissions

Range Low	Range Up	RBW	Frequency	Power Abs	ΔLimit
30.000 MHz	820.000 MHz	1.000 MHz	638.98301 MHz	-38.08 dBm	-25.08 dB
855.000 MHz	1.000 GHz	1.000 MHz	969.52899 MHz	-37.29 dBm	-24.29 dB
1.000 GHz	3.000 GHz	1.000 MHz	2.36670 GHz	-37.14 dBm	-24.14 dB
3.000 GHz	7.000 GHz	1.000 MHz	6.91126 GHz	-32.56 dBm	-19.56 dB
7.000 GHz	9.000 GHz	1.000 MHz	7.86452 GHz	-35.25 dBm	-22.25 dB

Date: 7.NOV.2017 21:40:41

Middle Channel

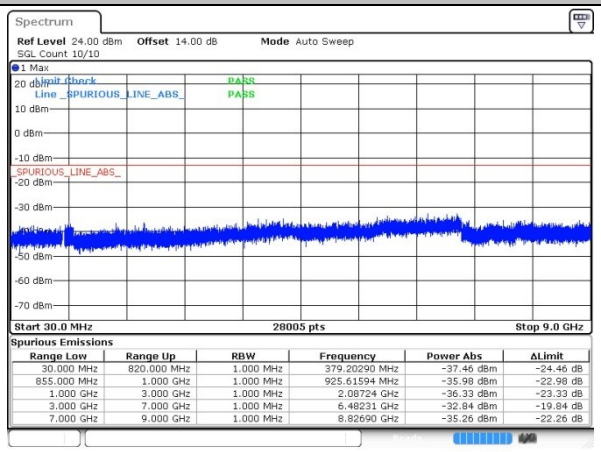

Spurious Emissions

Range Low	Range Up	RBW	Frequency	Power Abs	ΔLimit
30.000 MHz	820.000 MHz	1.000 MHz	379.20290 MHz	-37.46 dBm	-24.46 dB
855.000 MHz	1.000 GHz	1.000 MHz	925.61594 MHz	-35.98 dBm	-22.98 dB
1.000 GHz	3.000 GHz	1.000 MHz	2.08724 GHz	-36.33 dBm	-23.33 dB
3.000 GHz	7.000 GHz	1.000 MHz	6.48231 GHz	-32.84 dBm	-19.84 dB
7.000 GHz	9.000 GHz	1.000 MHz	8.82690 GHz	-35.26 dBm	-22.26 dB

Date: 7.NOV.2017 21:42:12

Highest Channel

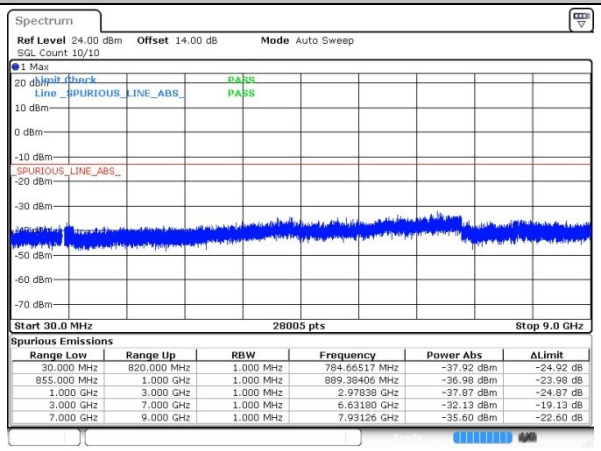

Spurious Emissions

Range Low	Range Up	RBW	Frequency	Power Abs	ΔLimit
30.000 MHz	820.000 MHz	1.000 MHz	784.66517 MHz	-37.92 dBm	-24.92 dB
855.000 MHz	1.000 GHz	1.000 MHz	889.38406 MHz	-36.98 dBm	-23.98 dB
1.000 GHz	3.000 GHz	1.000 MHz	2.97838 GHz	-37.87 dBm	-24.87 dB
3.000 GHz	7.000 GHz	1.000 MHz	6.63180 GHz	-32.13 dBm	-19.13 dB
7.000 GHz	9.000 GHz	1.000 MHz	7.93126 GHz	-35.60 dBm	-22.60 dB

Date: 7.NOV.2017 21:43:37

GSM1900 (GSM)

Lowest Channel

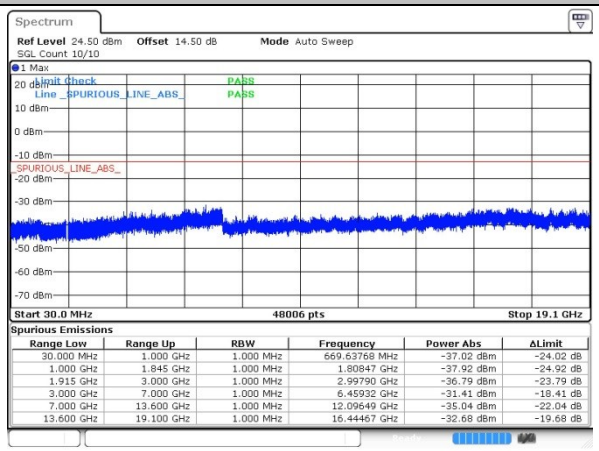

Spurious Emissions

Range Low	Range Up	RBW	Frequency	Power Abs	ΔLimit
30.000 MHz	1.000 GHz	1.000 MHz	669.63768 MHz	-37.02 dBm	-24.02 dB
1.000 GHz	1.845 GHz	1.000 MHz	1.80847 GHz	-37.92 dBm	-24.92 dB
1.915 GHz	3.000 GHz	1.000 MHz	2.99790 GHz	-36.79 dBm	-23.79 dB
3.000 GHz	7.000 GHz	1.000 MHz	6.45932 GHz	-31.41 dBm	-18.41 dB
7.000 GHz	13.600 GHz	1.000 MHz	12.09649 GHz	-35.04 dBm	-22.04 dB
13.600 GHz	19.100 GHz	1.000 MHz	16.44467 GHz	-32.68 dBm	-19.68 dB

Date: 7.NOV.2017 23:16:58

Middle Channel

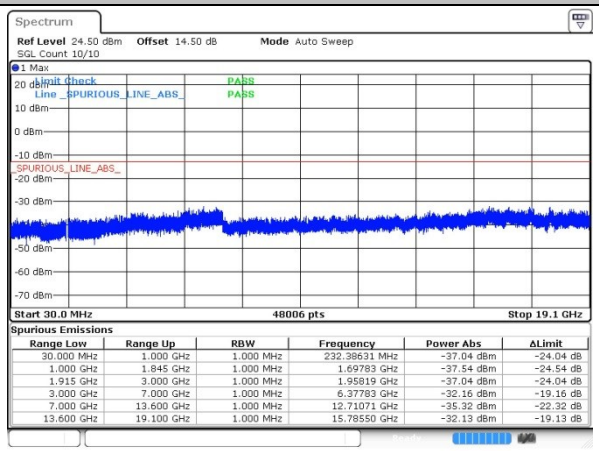

Spurious Emissions

Range Low	Range Up	RBW	Frequency	Power Abs	ΔLimit
30.000 MHz	1.000 GHz	1.000 MHz	232.38631 MHz	-37.04 dBm	-24.04 dB
1.000 GHz	1.845 GHz	1.000 MHz	1.69783 GHz	-37.54 dBm	-24.54 dB
1.915 GHz	3.000 GHz	1.000 MHz	1.95819 GHz	-37.04 dBm	-24.04 dB
3.000 GHz	7.000 GHz	1.000 MHz	6.37783 GHz	-32.16 dBm	-19.16 dB
7.000 GHz	13.600 GHz	1.000 MHz	12.71071 GHz	-35.32 dBm	-22.32 dB
13.600 GHz	19.100 GHz	1.000 MHz	15.78550 GHz	-32.13 dBm	-19.13 dB

Date: 7.NOV.2017 23:18:13

Highest Channel

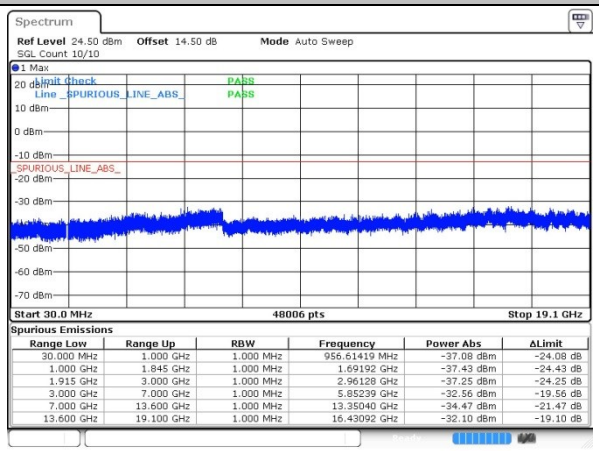

Spurious Emissions

Range Low	Range Up	RBW	Frequency	Power Abs	ΔLimit
30.000 MHz	1.000 GHz	1.000 MHz	956.61419 MHz	-37.08 dBm	-24.08 dB
1.000 GHz	1.845 GHz	1.000 MHz	1.69192 GHz	-37.43 dBm	-24.43 dB
1.915 GHz	3.000 GHz	1.000 MHz	2.96128 GHz	-37.25 dBm	-24.25 dB
3.000 GHz	7.000 GHz	1.000 MHz	5.85239 GHz	-32.56 dBm	-19.56 dB
7.000 GHz	13.600 GHz	1.000 MHz	13.35040 GHz	-34.47 dBm	-21.47 dB
13.600 GHz	19.100 GHz	1.000 MHz	16.43092 GHz	-32.10 dBm	-19.10 dB

Date: 7.NOV.2017 23:19:28

GSM1900 (EDGE class 8)

Lowest Channel

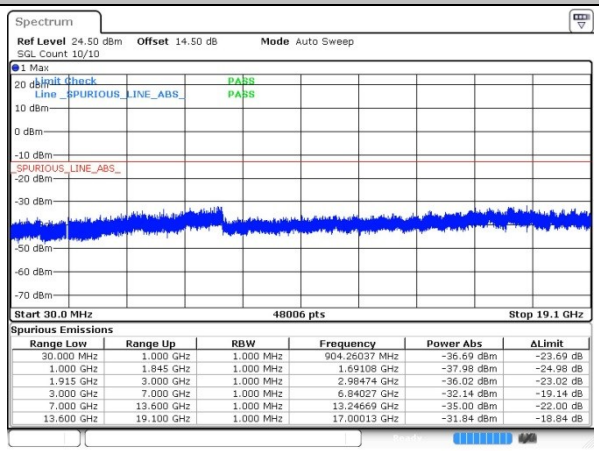

Spurious Emissions

Range Low	Range Up	RBW	Frequency	Power Abs	ΔLimit
30.000 MHz	1.000 GHz	1.000 MHz	904.26037 MHz	-36.69 dBm	-23.69 dB
1.000 GHz	1.845 GHz	1.000 MHz	1.69108 GHz	-37.98 dBm	-24.98 dB
1.915 GHz	3.000 GHz	1.000 MHz	2.98474 GHz	-36.02 dBm	-23.02 dB
3.000 GHz	7.000 GHz	1.000 MHz	6.84027 GHz	-32.14 dBm	-19.14 dB
7.000 GHz	13.600 GHz	1.000 MHz	13.24669 GHz	-35.00 dBm	-22.00 dB
13.600 GHz	19.100 GHz	1.000 MHz	17.00013 GHz	-31.84 dBm	-18.84 dB

Date: 7.NOV.2017 23:32:19

Middle Channel

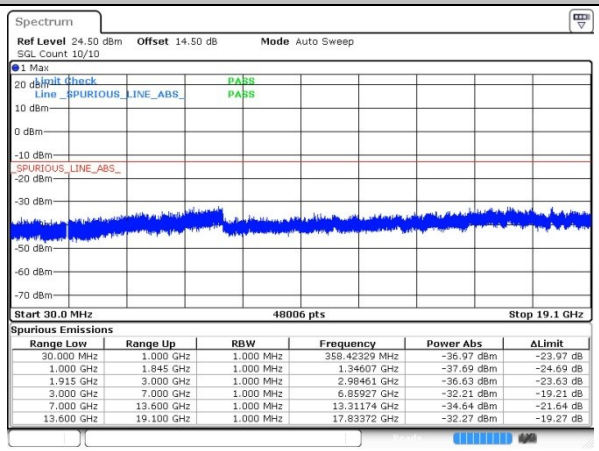

Spurious Emissions

Range Low	Range Up	RBW	Frequency	Power Abs	ΔLimit
30.000 MHz	1.000 GHz	1.000 MHz	358.42329 MHz	-36.97 dBm	-23.97 dB
1.000 GHz	1.845 GHz	1.000 MHz	1.34607 GHz	-37.69 dBm	-24.69 dB
1.915 GHz	3.000 GHz	1.000 MHz	2.98461 GHz	-36.63 dBm	-23.63 dB
3.000 GHz	7.000 GHz	1.000 MHz	6.85927 GHz	-32.21 dBm	-19.21 dB
7.000 GHz	13.600 GHz	1.000 MHz	13.31174 GHz	-34.64 dBm	-21.64 dB
13.600 GHz	19.100 GHz	1.000 MHz	17.83372 GHz	-32.27 dBm	-19.27 dB

Date: 7.NOV.2017 23:33:48

Highest Channel

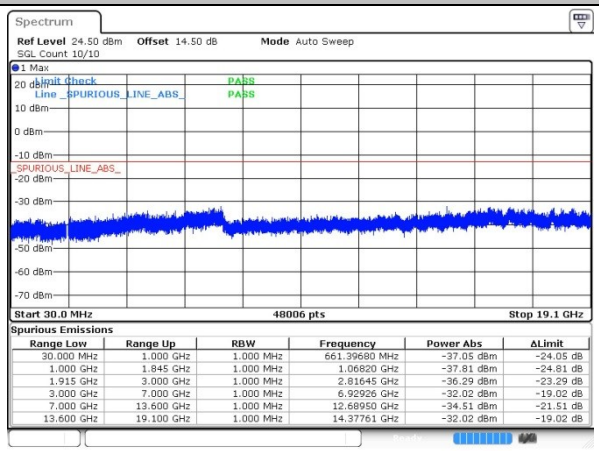

Spurious Emissions

Range Low	Range Up	RBW	Frequency	Power Abs	ΔLimit
30.000 MHz	1.000 GHz	1.000 MHz	661.39680 MHz	-37.05 dBm	-24.05 dB
1.000 GHz	1.845 GHz	1.000 MHz	1.06820 GHz	-37.81 dBm	-24.81 dB
1.915 GHz	3.000 GHz	1.000 MHz	2.81645 GHz	-36.29 dBm	-23.29 dB
3.000 GHz	7.000 GHz	1.000 MHz	6.92926 GHz	-32.02 dBm	-19.02 dB
7.000 GHz	13.600 GHz	1.000 MHz	12.68950 GHz	-34.51 dBm	-21.51 dB
13.600 GHz	19.100 GHz	1.000 MHz	14.37761 GHz	-32.02 dBm	-19.02 dB

Date: 7.NOV.2017 23:35:13

WCDMA Band V (RMC 12.2Kbps)

Lowest Channel

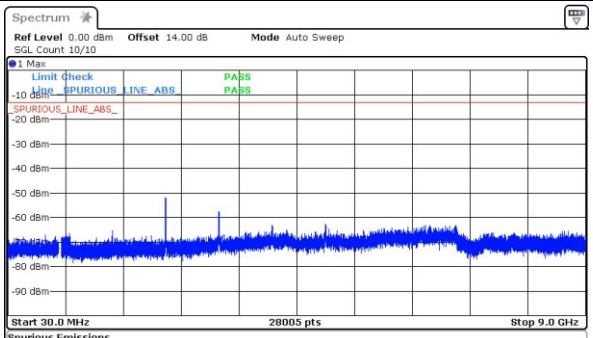

Spurious Emissions

Range Low	Range Up	RBW	Frequency	Power Abs	ΔLimit
30.000 MHz	820.000 MHz	1.000 MHz	605.42479 MHz	-67.04 dBm	-54.04 dB
855.000 MHz	1.000 GHz	1.000 MHz	978.51449 MHz	-66.71 dBm	-53.71 dB
1.000 GHz	3.000 GHz	1.000 MHz	2.47594 GHz	-51.86 dBm	-38.86 dB
3.000 GHz	7.000 GHz	1.000 MHz	3.31071 GHz	-57.55 dBm	-44.55 dB
7.000 GHz	9.000 GHz	1.000 MHz	8.67542 GHz	-65.66 dBm	-52.66 dB

Date: 7.NOV.2017 21:58:51

Middle Channel

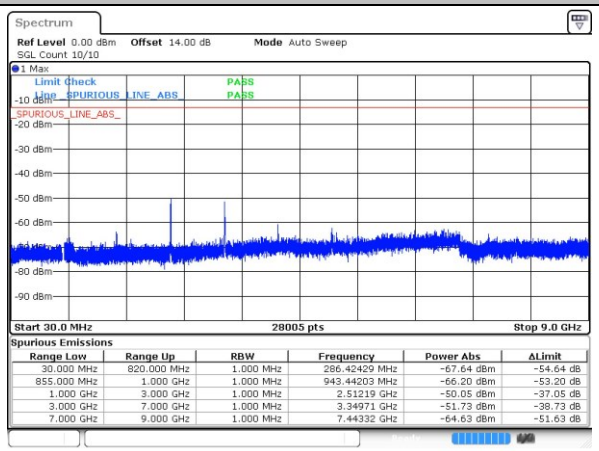

Spurious Emissions

Range Low	Range Up	RBW	Frequency	Power Abs	ΔLimit
30.000 MHz	820.000 MHz	1.000 MHz	286.42429 MHz	-67.64 dBm	-54.64 dB
855.000 MHz	1.000 GHz	1.000 MHz	943.44203 MHz	-66.20 dBm	-53.20 dB
1.000 GHz	3.000 GHz	1.000 MHz	2.51219 GHz	-50.05 dBm	-37.05 dB
3.000 GHz	7.000 GHz	1.000 MHz	3.34971 GHz	-51.73 dBm	-38.73 dB
7.000 GHz	9.000 GHz	1.000 MHz	7.44332 GHz	-64.63 dBm	-51.63 dB

Date: 7.NOV.2017 22:00:06

Highest Channel

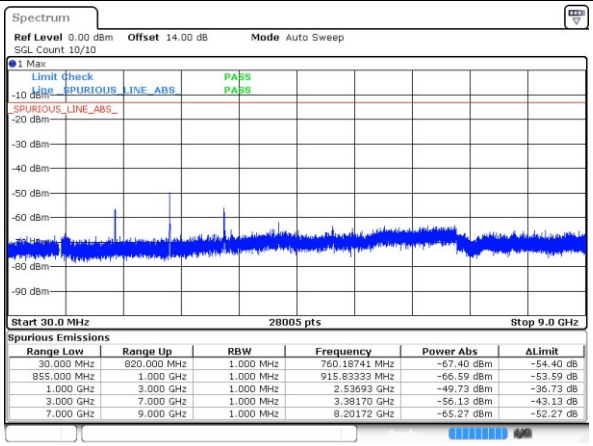

Spurious Emissions

Range Low	Range Up	RBW	Frequency	Power Abs	ΔLimit
30.000 MHz	820.000 MHz	1.000 MHz	760.18741 MHz	-67.40 dBm	-54.40 dB
855.000 MHz	1.000 GHz	1.000 MHz	915.83333 MHz	-66.59 dBm	-53.59 dB
1.000 GHz	3.000 GHz	1.000 MHz	2.53693 GHz	-49.73 dBm	-36.73 dB
3.000 GHz	7.000 GHz	1.000 MHz	3.38170 GHz	-56.13 dBm	-43.13 dB
7.000 GHz	9.000 GHz	1.000 MHz	8.20172 GHz	-65.27 dBm	-52.27 dB

Date: 7.NOV.2017 22:01:21

WCDMA Band II (RMC 12.2Kbps)

Lowest Channel

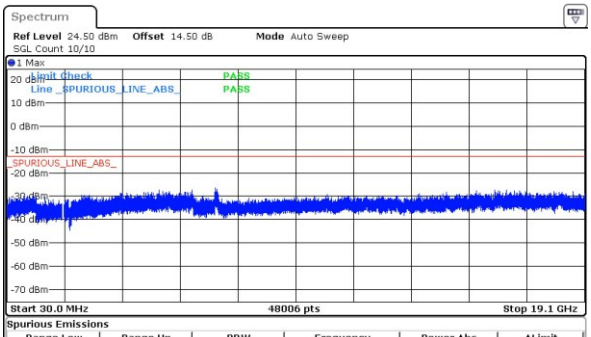

Spurious Emissions

Range Low	Range Up	RBW	Frequency	Power Abs	ΔLimit
30.000 MHz	1.000 GHz	1.000 MHz	621.16192 MHz	-29.69 dBm	-16.69 dB
1.000 GHz	1.845 GHz	1.000 MHz	1.29117 GHz	-30.67 dBm	-17.67 dB
1.915 GHz	3.000 GHz	1.000 MHz	2.59365 GHz	-29.57 dBm	-16.57 dB
3.000 GHz	7.000 GHz	1.000 MHz	6.91876 GHz	-26.37 dBm	-13.37 dB
7.000 GHz	13.600 GHz	1.000 MHz	10.60735 GHz	-29.29 dBm	-16.29 dB
13.600 GHz	19.100 GHz	1.000 MHz	16.14219 GHz	-27.30 dBm	-14.30 dB

Date: 13.NOV.2017 20:04:33

Middle Channel

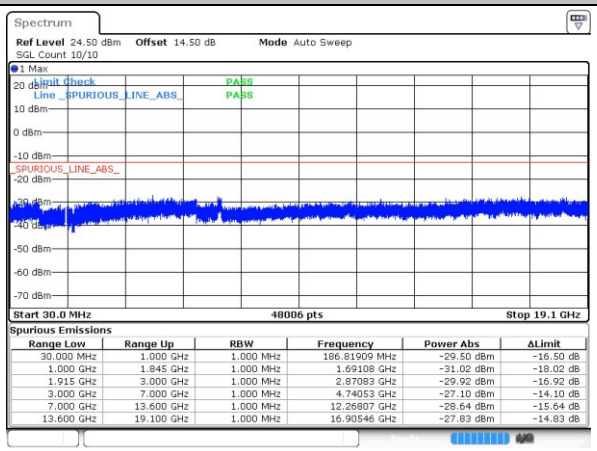

Spurious Emissions

Range Low	Range Up	RBW	Frequency	Power Abs	ΔLimit
30.000 MHz	1.000 GHz	1.000 MHz	186.81909 MHz	-29.50 dBm	-16.50 dB
1.000 GHz	1.845 GHz	1.000 MHz	1.69108 GHz	-31.02 dBm	-18.02 dB
1.915 GHz	3.000 GHz	1.000 MHz	2.87083 GHz	-29.92 dBm	-16.92 dB
3.000 GHz	7.000 GHz	1.000 MHz	4.74053 GHz	-27.10 dBm	-14.10 dB
7.000 GHz	13.600 GHz	1.000 MHz	12.26807 GHz	-28.64 dBm	-15.64 dB
13.600 GHz	19.100 GHz	1.000 MHz	16.90546 GHz	-27.83 dBm	-14.83 dB

Date: 13.NOV.2017 20:05:56

Highest Channel

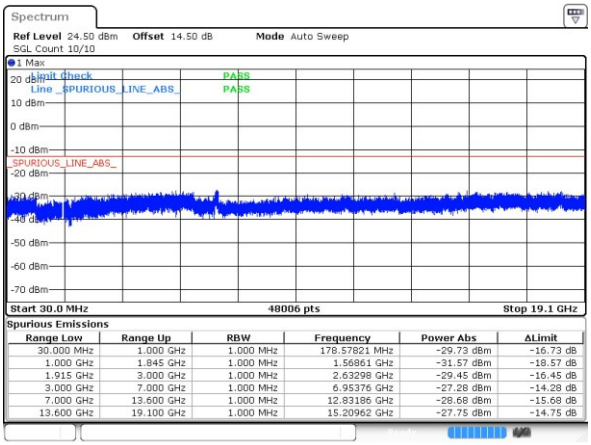

Spurious Emissions

Range Low	Range Up	RBW	Frequency	Power Abs	ΔLimit
30.000 MHz	1.000 GHz	1.000 MHz	178.57821 MHz	-29.73 dBm	-16.73 dB
1.000 GHz	1.845 GHz	1.000 MHz	1.56861 GHz	-31.57 dBm	-18.57 dB
1.915 GHz	3.000 GHz	1.000 MHz	2.63298 GHz	-29.45 dBm	-16.45 dB
3.000 GHz	7.000 GHz	1.000 MHz	6.95376 GHz	-27.28 dBm	-14.28 dB
7.000 GHz	13.600 GHz	1.000 MHz	12.83186 GHz	-28.68 dBm	-15.68 dB
13.600 GHz	19.100 GHz	1.000 MHz	15.20962 GHz	-27.75 dBm	-14.75 dB

Date: 13.NOV.2017 20:07:24

WCDMA Band IV (RMC 12.2Kbps)

Lowest Channel

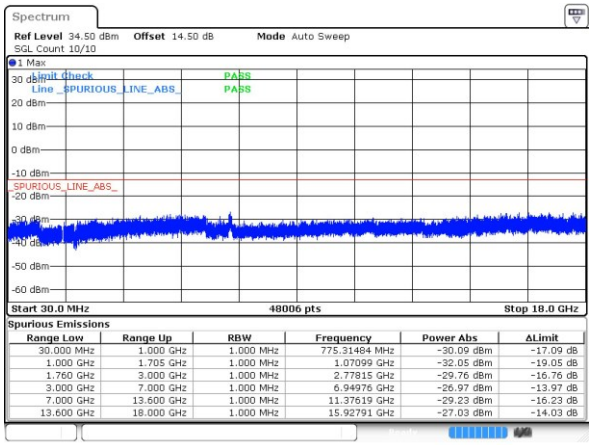

Middle Channel

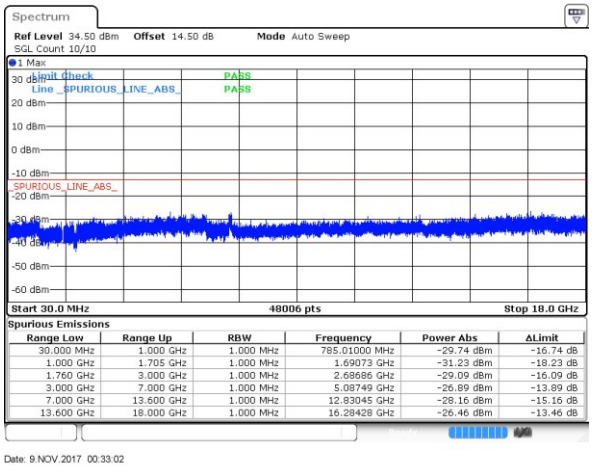

Highest Channel

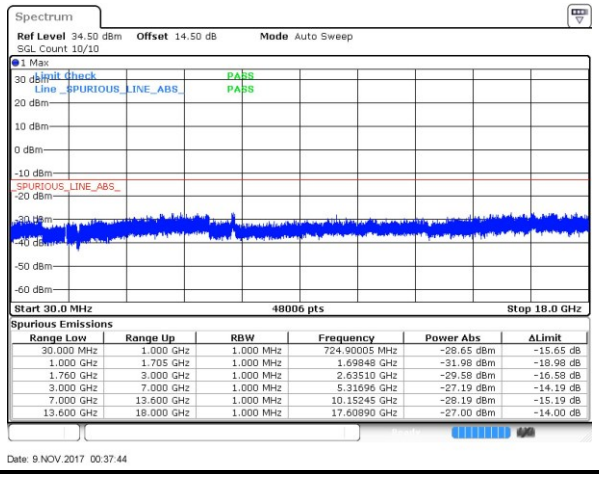

Frequency Stability

Test Conditions	Middle Channel	GSM850 (GSM)	GSM850 (EDGE class 8)	Limit 2.5ppm
Temperature (°C)	Voltage (Volt)	Deviation (ppm)		Result
50	Normal Voltage	0.0035	0.0036	PASS
40	Normal Voltage	0.0014	0.0005	
30	Normal Voltage	0.0006	0.0006	
20(Ref.)	Normal Voltage	0.0000	0.0000	
10	Normal Voltage	0.0047	0.0010	
0	Normal Voltage	0.0071	0.0060	
-10	Normal Voltage	0.0090	0.0061	
-20	Normal Voltage	0.0097	0.0132	
-30	Normal Voltage	0.0097	0.0132	
20	Maximum Voltage	0.0010	0.0071	
20	Normal Voltage	0.0067	0.0002	
20	Battery End Point	0.0039	0.0041	

Test Conditions	Middle Channel	GSM1900 (GSM)	GSM1900 (EDGE class 8)	Limit Note 2.
Temperature (°C)	Voltage (Volt)	Deviation (ppm)		Result
50	Normal Voltage	0.0005	0.0031	PASS
40	Normal Voltage	0.0003	0.0018	
30	Normal Voltage	0.0002	0.0002	
20(Ref.)	Normal Voltage	0.0000	0.0000	
10	Normal Voltage	0.0011	0.0007	
0	Normal Voltage	0.0038	0.0045	
-10	Normal Voltage	0.0027	0.0040	
-20	Normal Voltage	0.0067	0.0115	
-30	Normal Voltage	0.0067	0.0115	
20	Maximum Voltage	0.0019	0.0032	
20	Normal Voltage	0.0011	0.0006	
20	Battery End Point	0.0055	0.0060	

Note:

1. Normal Voltage = 3.85 V. ；Battery End Point (BEP) =3.4 V.；Maximum Voltage =4.4 V
2. The frequency fundamental emissions stay within the authorized frequency block based on the frequency deviation measured is small.

Test Conditions	Middle Channel	WCDMA Band V (RMC 12.2Kbps)	Limit 2.5ppm
Temperature (°C)	Voltage (Volt)	Deviation (ppm)	Result
50	Normal Voltage	0.0016	PASS
40	Normal Voltage	0.0020	
30	Normal Voltage	0.0001	
20(Ref.)	Normal Voltage	0.0000	
10	Normal Voltage	0.0024	
0	Normal Voltage	0.0014	
-10	Normal Voltage	0.0022	
-20	Normal Voltage	0.0054	
-30	Normal Voltage	0.0054	
20	Maximum Voltage	0.0022	
20	Normal Voltage	0.0024	
20	Battery End Point	0.0022	

Test Conditions	Middle Channel	WCDMA Band II (RMC 12.2Kbps)	Limit Note 2.
Temperature (°C)	Voltage (Volt)	Deviation (ppm)	Result
50	Normal Voltage	0.0053	PASS
40	Normal Voltage	0.0035	
30	Normal Voltage	0.0016	
20(Ref.)	Normal Voltage	0.0000	
10	Normal Voltage	0.0031	
0	Normal Voltage	0.0035	
-10	Normal Voltage	0.0053	
-20	Normal Voltage	0.0069	
-30	Normal Voltage	0.0069	
20	Maximum Voltage	0.0043	
20	Normal Voltage	0.0028	
20	Battery End Point	0.0025	

Note:

1. Normal Voltage = 3.85V. ；Battery End Point (BEP) =3.4V.；Maximum Voltage =4.4V
2. The frequency fundamental emissions stay within the authorized frequency block based on the frequency deviation measured is small.

Test Conditions	Middle Channel	WCDMA Band IV (RMC 12.2Kbps)	Limit Note 2.
Temperature (°C)	Voltage (Volt)	Deviation (ppm)	Result
50	Normal Voltage	0.0016	PASS
40	Normal Voltage	0.0021	
30	Normal Voltage	0.0002	
20(Ref.)	Normal Voltage	0.0000	
10	Normal Voltage	0.0002	
0	Normal Voltage	0.0008	
-10	Normal Voltage	0.0028	
-20	Normal Voltage	0.0036	
-30	Normal Voltage	0.0036	
20	Maximum Voltage	0.0006	
20	Normal Voltage	0.0020	
20	Battery End Point	0.0011	

Note:

1. Normal Voltage = 3.85V. ；Battery End Point (BEP) =3.4V.；Maximum Voltage =4.4V
2. The frequency fundamental emissions stay within the authorized frequency block based on the frequency deviation measured is small.

Appendix B. Test Results of Radiated Test

Radiated Spurious Emission

GSM850 (GSM)									
Channel	Frequency (MHz)	ERP (dBm)	Limit (dBm)	Over Limit (dB)	SPA Reading (dBm)	S.G. Power (dBm)	TX Cable loss (dB)	TX Antenna Gain (dBi)	Polarization (H/V)
Middle	1672.8	-48.71	-13	-35.71	-52.57	-53.08	2.88	9.40	H
	2509.2	-60.46	-13	-47.46	-66.52	-66.41	2.5	10.60	H
	3345.6	-67.58	-13	-54.58	-75.58	-73.40	4.63	12.60	H
	4182	-63.06	-13	-50.06	-75.14	-68.49	5.02	12.60	H
	1672.8	-51.47	-13	-38.47	-54.34	-55.84	2.88	9.40	V
	2509.2	-58.67	-13	-45.67	-64.62	-64.62	2.50	10.60	V
	3345.6	-65.44	-13	-52.44	-73.47	-71.26	4.63	12.60	V
	4182	-61.91	-13	-48.91	-73.87	-67.34	5.02	12.60	V

Remark: Spurious emissions within 30-1000MHz were found more than 20dB below limit line.

EDGE 850 (GSM)									
Channel	Frequency (MHz)	ERP (dBm)	Limit (dBm)	Over Limit (dB)	SPA Reading (dBm)	S.G. Power (dBm)	TX Cable loss (dB)	TX Antenna Gain (dBi)	Polarization (H/V)
Middle	1672.8	-50.56	-13	-37.56	-53.74	-54.93	2.88	9.40	H
	2509.2	-59.27	-13	-46.27	-65.33	-65.22	2.5	10.60	H
	3345.6	-68.59	-13	-55.59	-76.59	-74.41	4.63	12.60	H
	4182	-64.99	-13	-51.99	-77.07	-70.42	5.02	12.60	H
	1672.8	-53.09	-13	-40.09	-55.58	-57.46	2.88	9.40	V
	2509.2	-58.57	-13	-45.57	-64.52	-64.52	2.50	10.60	V
	3345.6	-65.91	-13	-52.91	-73.94	-71.73	4.63	12.60	V
	4182	-62.97	-13	-49.97	-74.93	-68.42	5.02	12.62	V

Remark: Spurious emissions within 30-1000MHz were found more than 20dB below limit line.

GSM1900 (GSM)									
Channel	Frequency (MHz)	EIRP (dBm)	Limit (dBm)	Over Limit (dB)	SPA Reading (dBm)	S.G. Power (dBm)	TX Cable loss (dB)	TX Antenna Gain (dBi)	Polarization (H/V)
Middle	3760	-59.82	-13	-46.82	-73.44	-67.42	5	12.60	H
	5640	-40.30	-13	-27.30	-56.90	-46.10	7.3	13.10	H
	7520	-58.53	-13	-45.53	-78.51	-62.10	7.73	11.30	H
	9400	-51.99	-13	-38.99	-76.71	-55.77	8.12	11.90	H
	3760	-53.59	-13	-40.59	-67.92	-61.17	5.02	12.6	V
	5640	-38.22	-13	-25.22	-51.61	-44.02	7.3	13.1	V
	7520	-56.43	-13	-43.43	-76.07	-60.00	7.73	11.3	V
	9400	-52.65	-13	-39.65	-76.63	-56.43	8.12	11.9	V

Remark: Spurious emissions within 30-1000MHz were found more than 20dB below limit line.

EDGE1900 (GSM)									
Channel	Frequency (MHz)	EIRP (dBm)	Limit (dBm)	Over Limit (dB)	SPA Reading (dBm)	S.G. Power (dBm)	TX Cable loss (dB)	TX Antenna Gain (dBi)	Polarization (H/V)
Middle	3760	-59.45	-13	-46.45	-73.07	-67.03	5.02	12.60	H
	5640	-34.75	-13	-21.75	-53.35	-40.55	7.3	13.10	H
	7520	-58.48	-13	-45.48	-78.46	-62.05	7.73	11.30	H
	9400	-52.49	-13	-39.49	-77.21	-56.27	8.12	11.90	H
	3760	-50.92	-13	-37.92	-65.25	-58.50	5.02	12.6	V
	5640	-44.22	-13	-31.22	-60.75	-50.02	7.3	13.1	V
	7520	-58.58	-13	-45.58	-78.22	-62.15	7.73	11.3	V
	9400	-52.13	-13	-39.13	-76.11	-55.91	8.12	11.9	V

Remark: Spurious emissions within 30-1000MHz were found more than 20dB below limit line.

WCDMA Band V (RMC 12.2Kbps)									
Channel	Frequency (MHz)	ERP (dBm)	Limit (dBm)	Over Limit (dB)	SPA Reading (dBm)	S.G. Power (dBm)	TX Cable loss (dB)	TX Antenna Gain (dBi)	Polarization (H/V)
Middle	1672.8	-68.86	-13	-55.86	-70.57	-73.23	2.88	9.40	H
	2509.2	-68.50	-13	-55.50	-74.56	-74.45	2.5	10.60	H
	3345.6	-67.91	-13	-54.91	-75.91	-73.73	4.63	12.60	H
	1672.8	-67.82	-13	-54.82	-69.66	-72.19	2.88	9.40	V
	2509.2	-66.30	-13	-53.30	-72.25	-72.25	2.50	10.60	V
	3345.6	-68.27	-13	-55.27	-76.30	-74.09	4.63	12.60	V

Remark: Spurious emissions within 30-1000MHz were found more than 20dB below limit line.

WCDMA Band II (RMC 12.2Kbps)									
Channel	Frequency (MHz)	EIRP (dBm)	Limit (dBm)	Over Limit (dB)	SPA Reading (dBm)	S.G. Power (dBm)	TX Cable loss (dB)	TX Antenna Gain (dBi)	Polarization (H/V)
Middle	3760	-61.97	-13	-48.97	-75.59	-69.55	5.02	12.60	H
	5640	-47.82	-13	-34.82	-64.42	-53.62	7.3	13.10	H
	7520	-57.26	-13	-44.26	-77.24	-60.83	7.73	11.30	H
	3760	-61.92	-13	-48.92	-76.25	-69.50	5.02	12.6	V
	5640	-47.01	-13	-34.01	-63.54	-52.81	7.3	13.1	V
	7520	-58.69	-13	-45.69	-78.33	-62.26	7.73	11.3	V

Remark: Spurious emissions within 30-1000MHz were found more than 20dB below limit line.

WCDMA Band IV(RMC 12.2Kbps)									
Channel	Frequency (MHz)	EIRP (dBm)	Limit (dBm)	Over Limit (dB)	SPA Reading (dBm)	S.G. Power (dBm)	TX Cable loss (dB)	TX Antenna Gain (dBi)	Polarization (H/V)
Middle	3465.2	-56.60	-13	-43.60	-70.30	-64.57	4.63	12.60	H
	5197.8	-46.74	-13	-33.74	-64.67	-53.19	6.25	12.70	H
	6930.4	-58.09	-13	-45.09	-77.71	-62.86	8.23	13.00	H
	3465.2	-58.33	-13	-45.33	-69.74	-66.30	4.63	12.6	V
	5197.8	-55.12	-13	-42.12	-68.73	-61.57	6.25	12.7	V
	6930.4	-53.84	-13	-40.84	-72.96	-58.61	8.23	13	V

Remark: Spurious emissions within 30-1000MHz were found more than 20dB below limit line.