LTE Band 7 / 5MHz

Highest Channel / QPSK

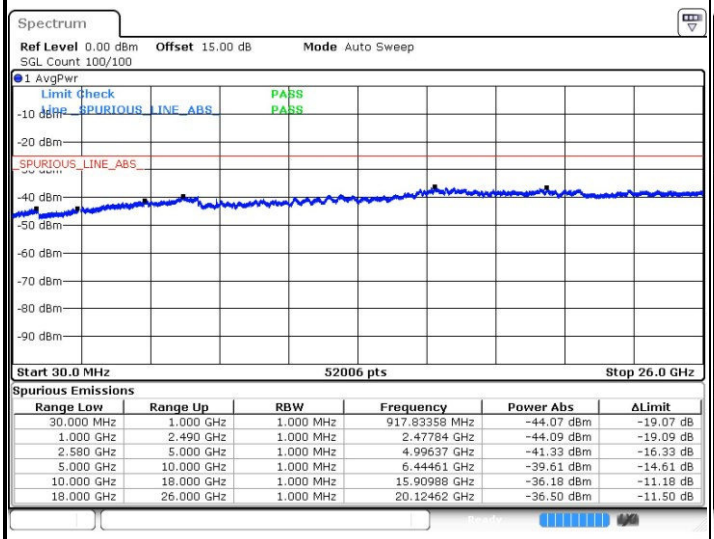

Spurious Emissions

Range Low	Range Up	RBW	Frequency	Power Abs	ΔLimit
30.000 MHz	1.000 GHz	1.000 MHz	917.83358 MHz	-44.07 dBm	-19.07 dB
1.000 GHz	2.490 GHz	1.000 MHz	2.47784 GHz	-44.09 dBm	-19.09 dB
2.580 GHz	5.000 GHz	1.000 MHz	4.99637 GHz	-41.33 dBm	-16.33 dB
5.000 GHz	10.000 GHz	1.000 MHz	6.44461 GHz	-39.61 dBm	-14.61 dB
10.000 GHz	18.000 GHz	1.000 MHz	15.90988 GHz	-36.18 dBm	-11.18 dB
18.000 GHz	26.000 GHz	1.000 MHz	20.12462 GHz	-36.50 dBm	-11.50 dB

Date: 18.JUN.2016 19:17:42

Highest Channel / 16QAM

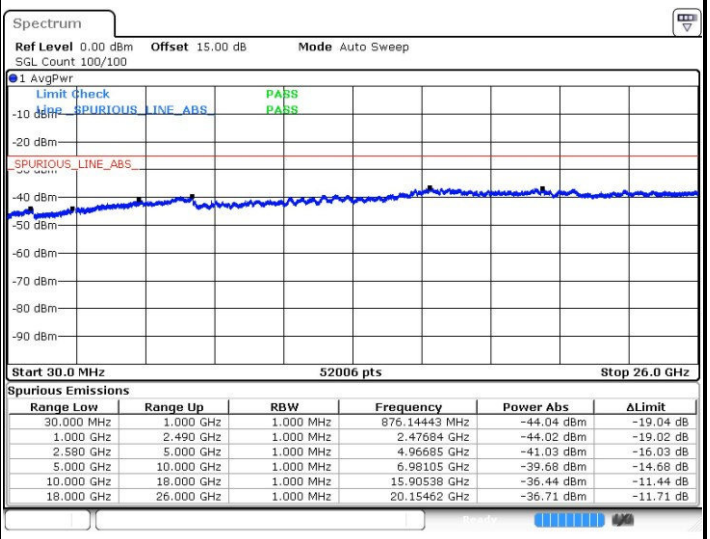

Spurious Emissions

Range Low	Range Up	RBW	Frequency	Power Abs	ΔLimit
30.000 MHz	1.000 GHz	1.000 MHz	876.14443 MHz	-44.04 dBm	-19.04 dB
1.000 GHz	2.490 GHz	1.000 MHz	2.47684 GHz	-44.02 dBm	-19.02 dB
2.580 GHz	5.000 GHz	1.000 MHz	4.96685 GHz	-41.03 dBm	-16.03 dB
5.000 GHz	10.000 GHz	1.000 MHz	6.98105 GHz	-39.68 dBm	-14.68 dB
10.000 GHz	18.000 GHz	1.000 MHz	15.90538 GHz	-36.44 dBm	-11.44 dB
18.000 GHz	26.000 GHz	1.000 MHz	20.15462 GHz	-36.71 dBm	-11.71 dB

Date: 18.JUN.2016 19:18:37

LTE Band 7 / 10MHz

Lowest Channel / QPSK

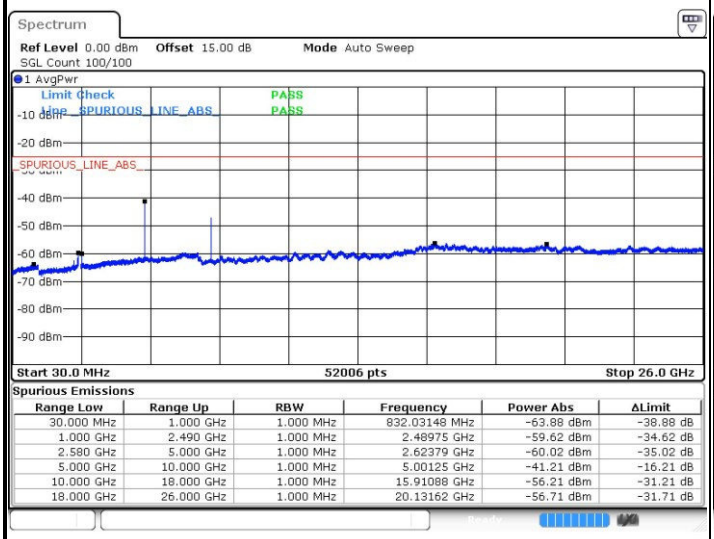

Spurious Emissions

Range Low	Range Up	RBW	Frequency	Power Abs	ΔLimit
30.000 MHz	1.000 GHz	1.000 MHz	832.03148 MHz	-63.88 dBm	-38.88 dB
1.000 GHz	2.490 GHz	1.000 MHz	2.48975 GHz	-59.62 dBm	-34.62 dB
2.580 GHz	5.000 GHz	1.000 MHz	2.62379 GHz	-60.02 dBm	-35.02 dB
5.000 GHz	10.000 GHz	1.000 MHz	5.00125 GHz	-41.21 dBm	-16.21 dB
10.000 GHz	18.000 GHz	1.000 MHz	15.91088 GHz	-56.21 dBm	-31.21 dB
18.000 GHz	26.000 GHz	1.000 MHz	20.13162 GHz	-56.71 dBm	-31.71 dB

Date: 18.JUN.2016 19:20:14

Lowest Channel / 16QAM

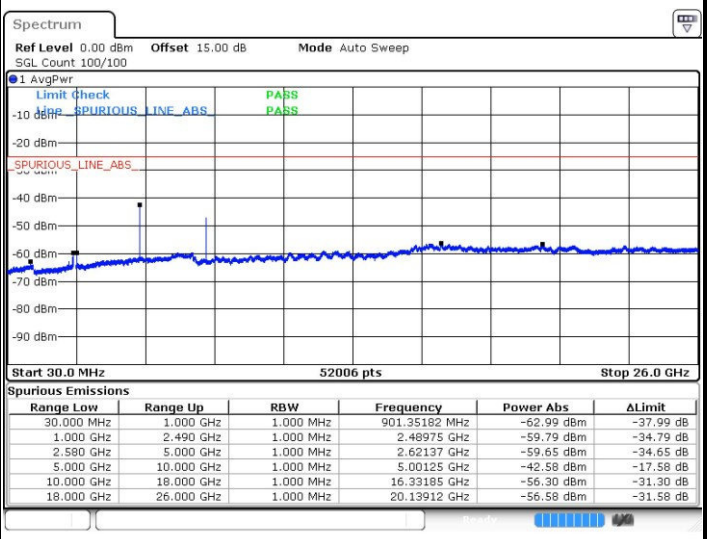

Spurious Emissions

Range Low	Range Up	RBW	Frequency	Power Abs	ΔLimit
30.000 MHz	1.000 GHz	1.000 MHz	901.35182 MHz	-62.99 dBm	-37.99 dB
1.000 GHz	2.490 GHz	1.000 MHz	2.48975 GHz	-59.79 dBm	-34.79 dB
2.580 GHz	5.000 GHz	1.000 MHz	2.62137 GHz	-59.65 dBm	-34.65 dB
5.000 GHz	10.000 GHz	1.000 MHz	5.00125 GHz	-42.58 dBm	-17.58 dB
10.000 GHz	18.000 GHz	1.000 MHz	16.33185 GHz	-56.30 dBm	-31.30 dB
18.000 GHz	26.000 GHz	1.000 MHz	20.13912 GHz	-56.58 dBm	-31.58 dB

Date: 18.JUN.2016 19:21:09

LTE Band 7 / 10MHz

Middle Channel / QPSK

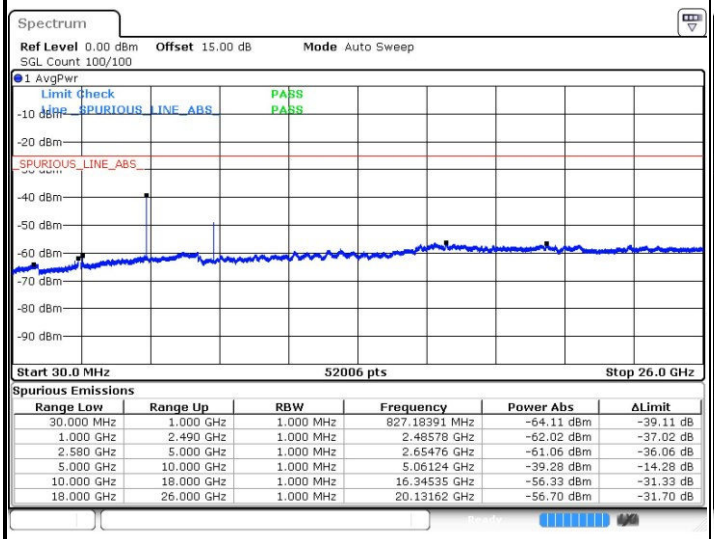

Spurious Emissions

Range Low	Range Up	RBW	Frequency	Power Abs	ΔLimit
30.000 MHz	1.000 GHz	1.000 MHz	827.18391 MHz	-64.11 dBm	-39.11 dB
1.000 GHz	2.490 GHz	1.000 MHz	2.48578 GHz	-62.02 dBm	-37.02 dB
2.580 GHz	5.000 GHz	1.000 MHz	2.65476 GHz	-61.06 dBm	-36.06 dB
5.000 GHz	10.000 GHz	1.000 MHz	5.06124 GHz	-39.28 dBm	-14.28 dB
10.000 GHz	18.000 GHz	1.000 MHz	16.34535 GHz	-56.33 dBm	-31.33 dB
18.000 GHz	26.000 GHz	1.000 MHz	20.13162 GHz	-56.70 dBm	-31.70 dB

Date: 18.JUN.2016 19:22:46

Middle Channel / 16QAM

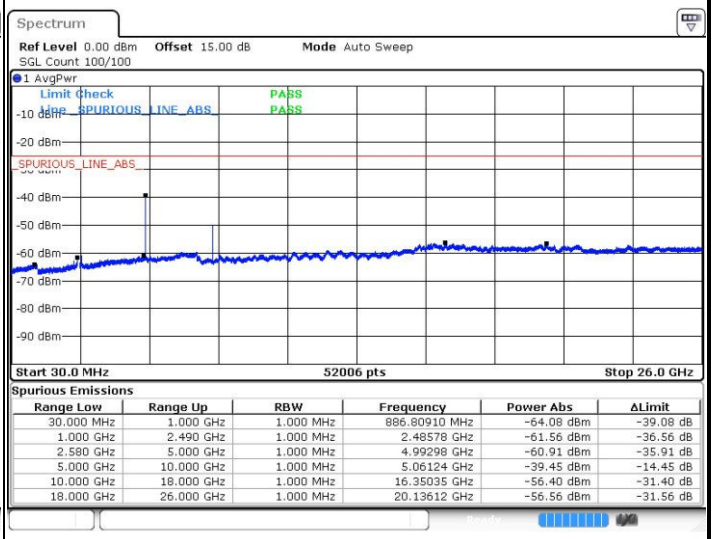

Spurious Emissions

Range Low	Range Up	RBW	Frequency	Power Abs	ΔLimit
30.000 MHz	1.000 GHz	1.000 MHz	886.80910 MHz	-64.08 dBm	-39.08 dB
1.000 GHz	2.490 GHz	1.000 MHz	2.48578 GHz	-61.56 dBm	-36.56 dB
2.580 GHz	5.000 GHz	1.000 MHz	4.99298 GHz	-60.91 dBm	-35.91 dB
5.000 GHz	10.000 GHz	1.000 MHz	5.06124 GHz	-39.45 dBm	-14.45 dB
10.000 GHz	18.000 GHz	1.000 MHz	16.35035 GHz	-56.40 dBm	-31.40 dB
18.000 GHz	26.000 GHz	1.000 MHz	20.13612 GHz	-56.56 dBm	-31.56 dB

Date: 18.JUN.2016 19:23:40

Highest Channel / QPSK

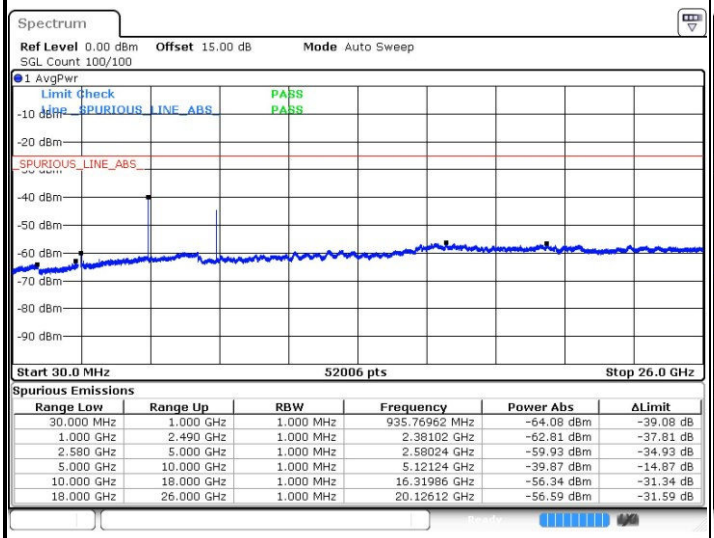

Spurious Emissions

Range Low	Range Up	RBW	Frequency	Power Abs	ΔLimit
30.000 MHz	1.000 GHz	1.000 MHz	935.76962 MHz	-64.08 dBm	-39.08 dB
1.000 GHz	2.490 GHz	1.000 MHz	2.38102 GHz	-62.81 dBm	-37.81 dB
2.580 GHz	5.000 GHz	1.000 MHz	2.58024 GHz	-59.93 dBm	-34.93 dB
5.000 GHz	10.000 GHz	1.000 MHz	5.12124 GHz	-39.87 dBm	-14.87 dB
10.000 GHz	18.000 GHz	1.000 MHz	16.31986 GHz	-56.34 dBm	-31.34 dB
18.000 GHz	26.000 GHz	1.000 MHz	20.12612 GHz	-56.59 dBm	-31.59 dB

Date: 18.JUN.2016 19:25:18

Highest Channel / 16QAM

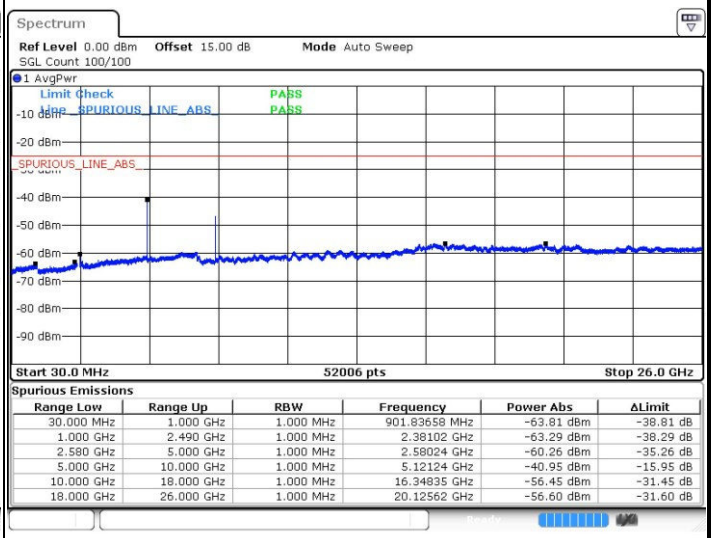

Spurious Emissions

Range Low	Range Up	RBW	Frequency	Power Abs	ΔLimit
30.000 MHz	1.000 GHz	1.000 MHz	901.83658 MHz	-63.81 dBm	-38.81 dB
1.000 GHz	2.490 GHz	1.000 MHz	2.38102 GHz	-63.29 dBm	-38.29 dB
2.580 GHz	5.000 GHz	1.000 MHz	2.58024 GHz	-60.26 dBm	-35.26 dB
5.000 GHz	10.000 GHz	1.000 MHz	5.12124 GHz	-40.95 dBm	-15.95 dB
10.000 GHz	18.000 GHz	1.000 MHz	16.34835 GHz	-56.45 dBm	-31.45 dB
18.000 GHz	26.000 GHz	1.000 MHz	20.12562 GHz	-56.60 dBm	-31.60 dB

Date: 18.JUN.2016 19:26:12

LTE Band 7 / 15MHz

Lowest Channel / QPSK

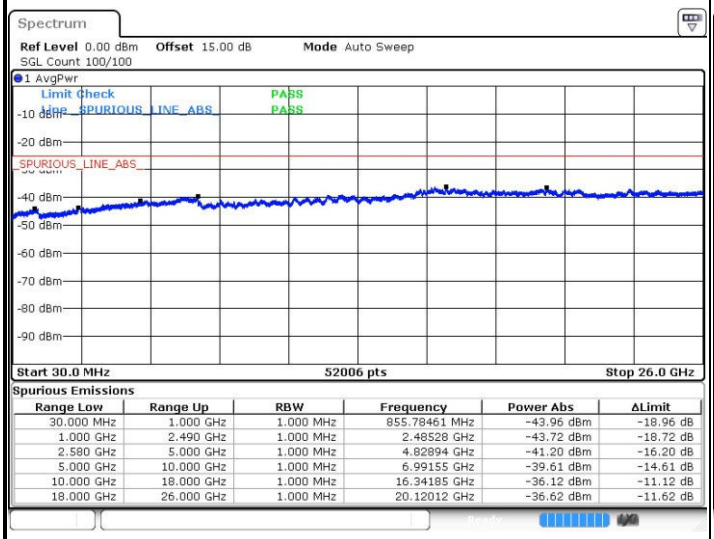

Spurious Emissions

Range Low	Range Up	RBW	Frequency	Power Abs	ΔLimit
30.000 MHz	1.000 GHz	1.000 MHz	855.78461 MHz	-43.96 dBm	-18.96 dB
1.000 GHz	2.490 GHz	1.000 MHz	2.48528 GHz	-43.72 dBm	-18.72 dB
2.580 GHz	5.000 GHz	1.000 MHz	4.82894 GHz	-41.20 dBm	-16.20 dB
5.000 GHz	10.000 GHz	1.000 MHz	6.99155 GHz	-39.61 dBm	-14.61 dB
10.000 GHz	18.000 GHz	1.000 MHz	16.34185 GHz	-36.12 dBm	-11.12 dB
18.000 GHz	26.000 GHz	1.000 MHz	20.12012 GHz	-36.62 dBm	-11.62 dB

Date: 18.JUN.2016 19:27:49

Lowest Channel / 16QAM

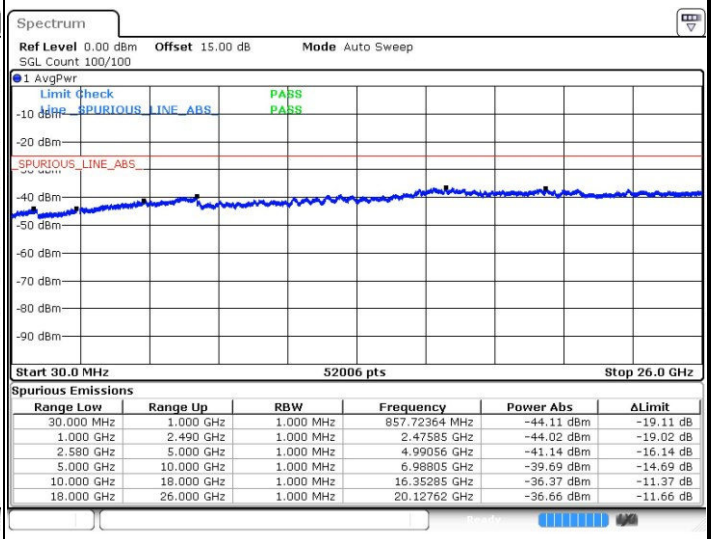

Spurious Emissions

Range Low	Range Up	RBW	Frequency	Power Abs	ΔLimit
30.000 MHz	1.000 GHz	1.000 MHz	857.72364 MHz	-44.11 dBm	-19.11 dB
1.000 GHz	2.490 GHz	1.000 MHz	2.47585 GHz	-44.02 dBm	-19.02 dB
2.580 GHz	5.000 GHz	1.000 MHz	4.99056 GHz	-41.14 dBm	-16.14 dB
5.000 GHz	10.000 GHz	1.000 MHz	6.98805 GHz	-39.69 dBm	-14.69 dB
10.000 GHz	18.000 GHz	1.000 MHz	16.35285 GHz	-36.37 dBm	-11.37 dB
18.000 GHz	26.000 GHz	1.000 MHz	20.12762 GHz	-36.66 dBm	-11.66 dB

Date: 18.JUN.2016 19:28:44

Middle Channel / QPSK

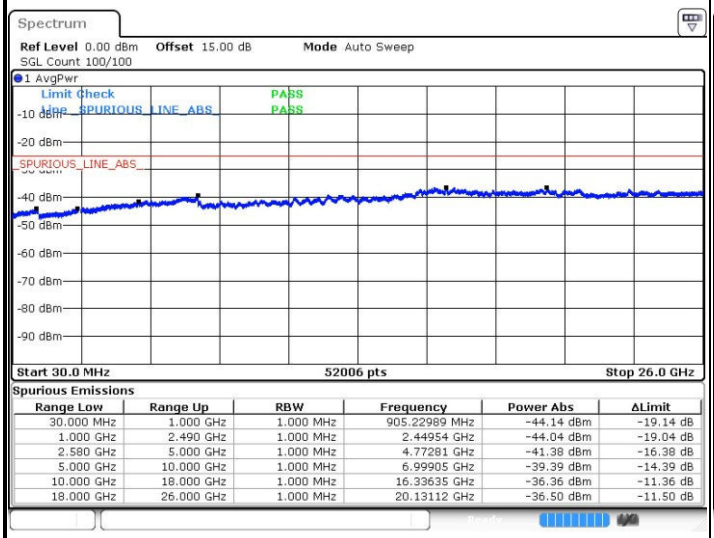

Spurious Emissions

Range Low	Range Up	RBW	Frequency	Power Abs	ΔLimit
30.000 MHz	1.000 GHz	1.000 MHz	905.22989 MHz	-44.14 dBm	-19.14 dB
1.000 GHz	2.490 GHz	1.000 MHz	2.44954 GHz	-44.04 dBm	-19.04 dB
2.580 GHz	5.000 GHz	1.000 MHz	4.77281 GHz	-41.38 dBm	-16.38 dB
5.000 GHz	10.000 GHz	1.000 MHz	6.99905 GHz	-39.39 dBm	-14.39 dB
10.000 GHz	18.000 GHz	1.000 MHz	16.33635 GHz	-36.36 dBm	-11.36 dB
18.000 GHz	26.000 GHz	1.000 MHz	20.13112 GHz	-36.50 dBm	-11.50 dB

Date: 18.JUN.2016 19:30:21

Middle Channel / 16QAM

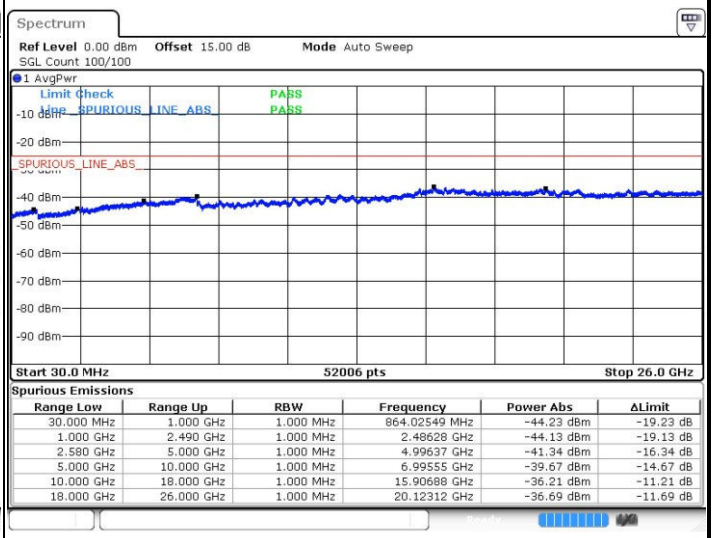

Spurious Emissions

Range Low	Range Up	RBW	Frequency	Power Abs	ΔLimit
30.000 MHz	1.000 GHz	1.000 MHz	864.02549 MHz	-44.23 dBm	-19.23 dB
1.000 GHz	2.490 GHz	1.000 MHz	2.48628 GHz	-44.13 dBm	-19.13 dB
2.580 GHz	5.000 GHz	1.000 MHz	4.99637 GHz	-41.34 dBm	-16.34 dB
5.000 GHz	10.000 GHz	1.000 MHz	6.99555 GHz	-39.67 dBm	-14.67 dB
10.000 GHz	18.000 GHz	1.000 MHz	15.90688 GHz	-36.21 dBm	-11.21 dB
18.000 GHz	26.000 GHz	1.000 MHz	20.12312 GHz	-36.69 dBm	-11.69 dB

Date: 18.JUN.2016 19:31:16

LTE Band7 / 15MHz

Highest Channel / QPSK

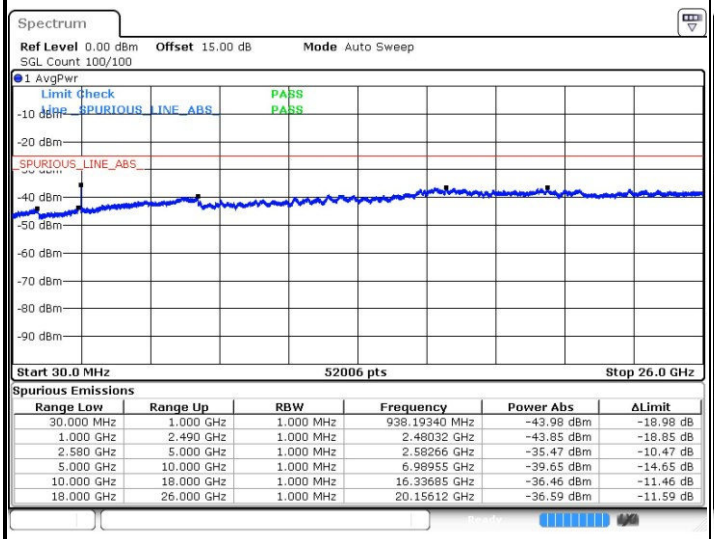

Spurious Emissions

Range Low	Range Up	RBW	Frequency	Power Abs	ΔLimit
30.000 MHz	1.000 GHz	1.000 MHz	938.19340 MHz	-43.98 dBm	-18.98 dB
1.000 GHz	2.490 GHz	1.000 MHz	2.48032 GHz	-43.85 dBm	-18.85 dB
2.580 GHz	5.000 GHz	1.000 MHz	2.58266 GHz	-35.47 dBm	-10.47 dB
5.000 GHz	10.000 GHz	1.000 MHz	6.98955 GHz	-39.65 dBm	-14.65 dB
10.000 GHz	18.000 GHz	1.000 MHz	16.33685 GHz	-36.46 dBm	-11.46 dB
18.000 GHz	26.000 GHz	1.000 MHz	20.15612 GHz	-36.59 dBm	-11.59 dB

Date: 18.JUN.2016 19:32:53

Highest Channel / 16QAM

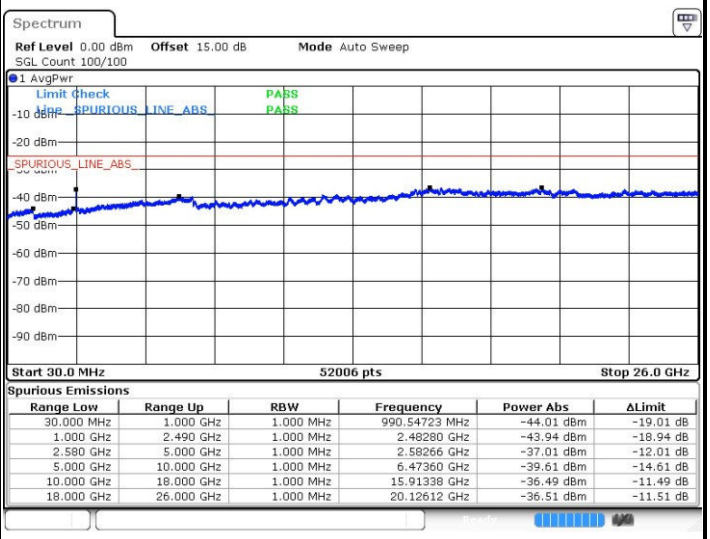

Spurious Emissions

Range Low	Range Up	RBW	Frequency	Power Abs	ΔLimit
30.000 MHz	1.000 GHz	1.000 MHz	990.54723 MHz	-44.01 dBm	-19.01 dB
1.000 GHz	2.490 GHz	1.000 MHz	2.48280 GHz	-43.94 dBm	-18.94 dB
2.580 GHz	5.000 GHz	1.000 MHz	2.58266 GHz	-37.01 dBm	-12.01 dB
5.000 GHz	10.000 GHz	1.000 MHz	6.47360 GHz	-39.61 dBm	-14.61 dB
10.000 GHz	18.000 GHz	1.000 MHz	15.91338 GHz	-36.49 dBm	-11.49 dB
18.000 GHz	26.000 GHz	1.000 MHz	20.12612 GHz	-36.51 dBm	-11.51 dB

Date: 18.JUN.2016 19:33:48

LTE Band 7 / 20MHz

Lowest Channel / QPSK

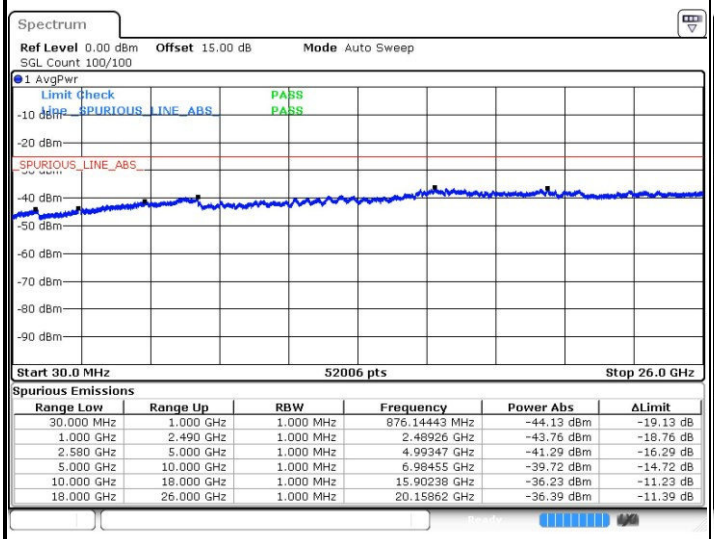

Spurious Emissions

Range Low	Range Up	RBW	Frequency	Power Abs	ΔLimit
30.000 MHz	1.000 GHz	1.000 MHz	876.14443 MHz	-44.13 dBm	-19.13 dB
1.000 GHz	2.490 GHz	1.000 MHz	2.48926 GHz	-43.76 dBm	-18.76 dB
2.580 GHz	5.000 GHz	1.000 MHz	4.99347 GHz	-41.29 dBm	-16.29 dB
5.000 GHz	10.000 GHz	1.000 MHz	6.98455 GHz	-39.72 dBm	-14.72 dB
10.000 GHz	18.000 GHz	1.000 MHz	15.90238 GHz	-36.23 dBm	-11.23 dB
18.000 GHz	26.000 GHz	1.000 MHz	20.15862 GHz	-36.39 dBm	-11.39 dB

Date: 18.JUN.2016 19:35:25

Lowest Channel / 16QAM

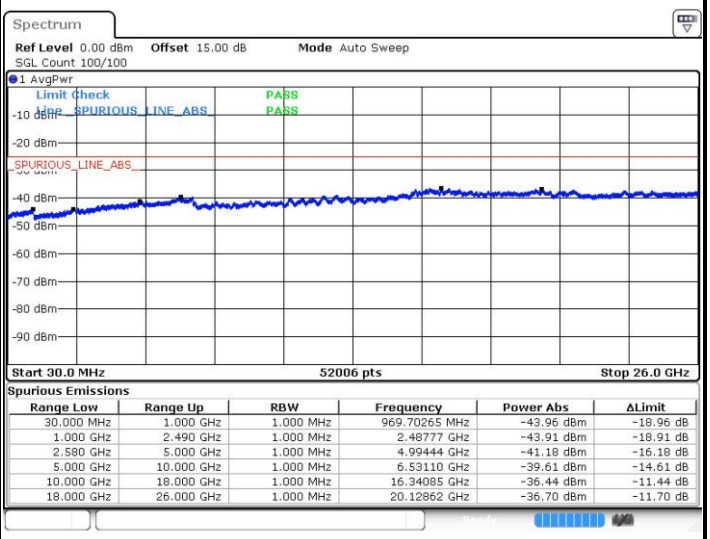

Spurious Emissions

Range Low	Range Up	RBW	Frequency	Power Abs	ΔLimit
30.000 MHz	1.000 GHz	1.000 MHz	969.70265 MHz	-43.96 dBm	-18.96 dB
1.000 GHz	2.490 GHz	1.000 MHz	2.48777 GHz	-43.91 dBm	-18.91 dB
2.580 GHz	5.000 GHz	1.000 MHz	4.99444 GHz	-41.18 dBm	-16.18 dB
5.000 GHz	10.000 GHz	1.000 MHz	6.53110 GHz	-39.61 dBm	-14.61 dB
10.000 GHz	18.000 GHz	1.000 MHz	16.34085 GHz	-36.44 dBm	-11.44 dB
18.000 GHz	26.000 GHz	1.000 MHz	20.12862 GHz	-36.70 dBm	-11.70 dB

Date: 18.JUN.2016 19:36:19

LTE Band 7 / 20MHz

Middle Channel / QPSK

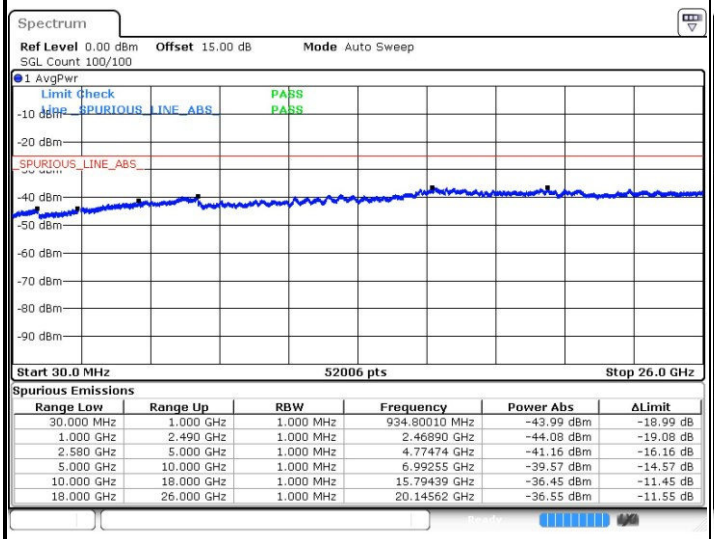

Spurious Emissions

Range Low	Range Up	RBW	Frequency	Power Abs	ΔLimit
30.000 MHz	1.000 GHz	1.000 MHz	934.80010 MHz	-43.99 dBm	-18.99 dB
1.000 GHz	2.490 GHz	1.000 MHz	2.46890 GHz	-44.08 dBm	-19.08 dB
2.580 GHz	5.000 GHz	1.000 MHz	4.77474 GHz	-41.16 dBm	-16.16 dB
5.000 GHz	10.000 GHz	1.000 MHz	6.99255 GHz	-39.57 dBm	-14.57 dB
10.000 GHz	18.000 GHz	1.000 MHz	15.79439 GHz	-36.45 dBm	-11.45 dB
18.000 GHz	26.000 GHz	1.000 MHz	20.14562 GHz	-36.55 dBm	-11.55 dB

Date: 18.JUN.2016 19:37:56

Middle Channel / 16QAM

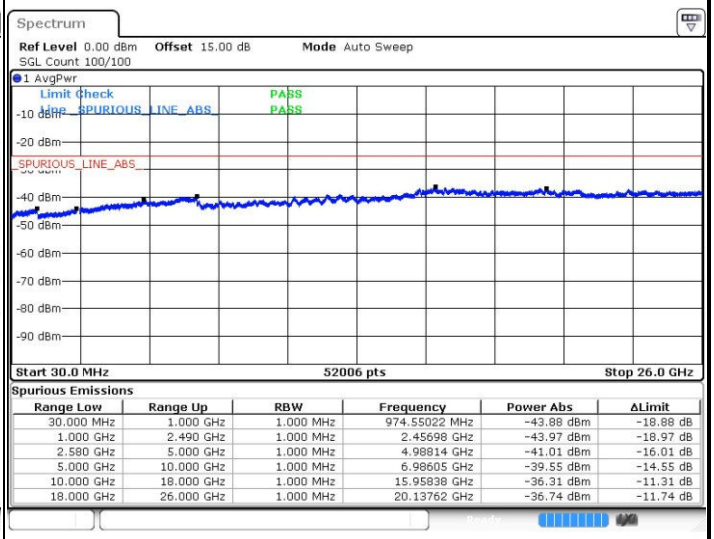

Spurious Emissions

Range Low	Range Up	RBW	Frequency	Power Abs	ΔLimit
30.000 MHz	1.000 GHz	1.000 MHz	974.55022 MHz	-43.88 dBm	-18.88 dB
1.000 GHz	2.490 GHz	1.000 MHz	2.45698 GHz	-43.97 dBm	-18.97 dB
2.580 GHz	5.000 GHz	1.000 MHz	4.98814 GHz	-41.01 dBm	-16.01 dB
5.000 GHz	10.000 GHz	1.000 MHz	6.98605 GHz	-39.55 dBm	-14.55 dB
10.000 GHz	18.000 GHz	1.000 MHz	15.95838 GHz	-36.31 dBm	-11.31 dB
18.000 GHz	26.000 GHz	1.000 MHz	20.13762 GHz	-36.74 dBm	-11.74 dB

Date: 18.JUN.2016 19:38:51

Highest Channel / QPSK

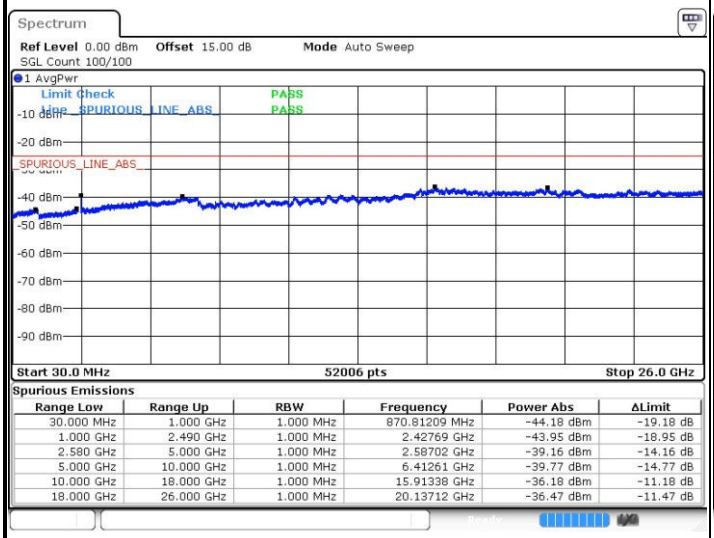

Spurious Emissions

Range Low	Range Up	RBW	Frequency	Power Abs	ΔLimit
30.000 MHz	1.000 GHz	1.000 MHz	870.81209 MHz	-44.18 dBm	-19.18 dB
1.000 GHz	2.490 GHz	1.000 MHz	2.42769 GHz	-43.95 dBm	-18.95 dB
2.580 GHz	5.000 GHz	1.000 MHz	2.58702 GHz	-39.16 dBm	-14.16 dB
5.000 GHz	10.000 GHz	1.000 MHz	6.41261 GHz	-39.77 dBm	-14.77 dB
10.000 GHz	18.000 GHz	1.000 MHz	15.91338 GHz	-36.18 dBm	-11.18 dB
18.000 GHz	26.000 GHz	1.000 MHz	20.13712 GHz	-36.47 dBm	-11.47 dB

Date: 18.JUN.2016 19:40:28

Highest Channel / 16QAM

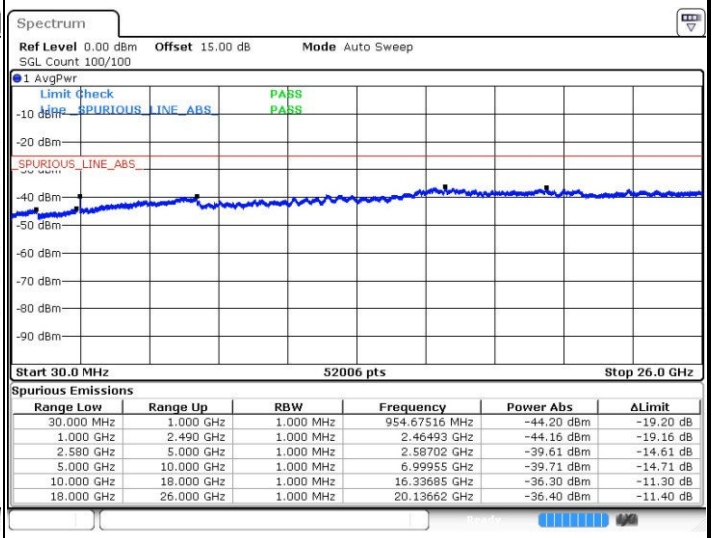

Spurious Emissions

Range Low	Range Up	RBW	Frequency	Power Abs	ΔLimit
30.000 MHz	1.000 GHz	1.000 MHz	954.67516 MHz	-44.20 dBm	-19.20 dB
1.000 GHz	2.490 GHz	1.000 MHz	2.46493 GHz	-44.16 dBm	-19.16 dB
2.580 GHz	5.000 GHz	1.000 MHz	2.58702 GHz	-39.61 dBm	-14.61 dB
5.000 GHz	10.000 GHz	1.000 MHz	6.99955 GHz	-39.71 dBm	-14.71 dB
10.000 GHz	18.000 GHz	1.000 MHz	16.33685 GHz	-36.30 dBm	-11.30 dB
18.000 GHz	26.000 GHz	1.000 MHz	20.13662 GHz	-36.40 dBm	-11.40 dB

Date: 18.JUN.2016 19:41:23

Frequency Stability

Test Conditions		LTE Band 2 (QPSK) / Middle Channel	Limit
Temperature (°C)	Voltage (Volt)	BW 10MHz	Note 2.
		Deviation (ppm)	Result
50	Normal Voltage	0.0053	PASS
40	Normal Voltage	0.0059	
30	Normal Voltage	0.0011	
20(Ref.)	Normal Voltage	0.0000	
10	Normal Voltage	0.0011	
0	Normal Voltage	0.0021	
-10	Normal Voltage	0.0016	
-20	Normal Voltage	0.0011	
-30	Normal Voltage	0.0064	
20	Maximum Voltage	0.0000	
20	Normal Voltage	0.0000	
20	Battery End Point	0.0005	

Note:

1. Normal Voltage = 3.8V. ；Battery End Point (BEP) = 3.6 V.；Maximum Voltage =4.2 V
2. Note: The frequency fundamental emissions stay within the authorized frequency block based on the frequency deviation measured is small.

Test Conditions		LTE Band 4 (QPSK) / Middle Channel	Limit
Temperature (°C)	Voltage (Volt)	BW 10MHz	Note 2.
		Deviation (ppm)	Result
50	Normal Voltage	0.0052	PASS
40	Normal Voltage	0.0012	
30	Normal Voltage	0.0063	
20(Ref.)	Normal Voltage	0.0000	
10	Normal Voltage	0.0069	
0	Normal Voltage	0.0058	
-10	Normal Voltage	0.0075	
-20	Normal Voltage	0.0058	
-30	Normal Voltage	0.0046	
20	Maximum Voltage	0.0000	
20	Normal Voltage	0.0000	
20	Battery End Point	0.0012	

Note:

1. Normal Voltage = 3.8V. ；Battery End Point (BEP) = 3.6 V.；Maximum Voltage =4.2 V
2. Note: The frequency fundamental emissions stay within the authorized frequency block based on the frequency deviation measured is small.

Test Conditions		LTE Band 7 (QPSK) / Middle Channel	Limit
Temperature (°C)	Voltage (Volt)	BW 10MHz	Note 2.
		Deviation (ppm)	Result
50	Normal Voltage	0.0051	PASS
40	Normal Voltage	0.0051	
30	Normal Voltage	0.0059	
20(Ref.)	Normal Voltage	0.0000	
10	Normal Voltage	0.0008	
0	Normal Voltage	0.0004	
-10	Normal Voltage	0.0059	
-20	Normal Voltage	0.0063	
-30	Normal Voltage	0.0004	
20	Maximum Voltage	0.0008	
20	Normal Voltage	0.0000	
20	Battery End Point	0.0051	

Note:

1. Normal Voltage = 3.8V. ；Battery End Point (BEP) = 3.6V.；Maximum Voltage =4.2V
2. Note: The frequency fundamental emissions stay within the authorized frequency block based on the frequency deviation measured is small.

Appendix B. Test Results of Radiated Test

EIRP

LTE Band 2 / 1.4MHz (Average)							
Channel	Modulation	RB		Horizontal		Vertical	
		Size	Offset	EIRP(dBm)	EIRP(W)	EIRP(dBm)	EIRP(W)
Lowest	QPSK	3	0	21.70	0.1479	22.21	0.1663
Middle		3	1	21.93	0.1559	22.29	0.1692
Highest		3	3	21.15	0.1303	21.25	0.1334
Lowest	16QAM	1	0	20.64	0.1159	21.05	0.1274
Middle		1	0	20.93	0.1238	21.19	0.1315
Highest		1	0	20.22	0.1052	20.20	0.1047
Limit	EIRP < 2W			Result		PASS	

LTE Band 2 / 3MHz (Average)							
Channel	Modulation	RB		Horizontal		Vertical	
		Size	Offset	EIRP(dBm)	EIRP(W)	EIRP(dBm)	EIRP(W)
Lowest	QPSK	1	8	21.55	0.1429	22.04	0.1600
Middle		1	8	21.84	0.1528	22.20	0.1659
Highest		1	8	20.96	0.1247	21.22	0.1324
Lowest	16QAM	1	8	20.56	0.1138	20.99	0.1256
Middle		1	8	20.76	0.1190	21.01	0.1263
Highest		1	8	20.02	0.1005	19.99	0.0998
Limit	EIRP < 2W			Result		PASS	

LTE Band 2 / 5MHz (Average)							
Channel	Modulation	RB		Horizontal		Vertical	
		Size	Offset	EIRP(dBm)	EIRP(W)	EIRP(dBm)	EIRP(W)
Lowest	QPSK	1	12	21.43	0.1391	21.79	0.1511
Middle		1	12	21.35	0.1364	21.63	0.1455
Highest		1	12	21.35	0.1364	21.23	0.1327
Lowest	16QAM	1	12	20.69	0.1172	21.22	0.1324
Middle		1	12	21.06	0.1277	21.29	0.1346
Highest		1	0	20.78	0.1197	20.51	0.1125
Limit	EIRP < 2W			Result		PASS	

LTE Band 2 / 10MHz (Average)							
Channel	Modulation	RB		Horizontal		Vertical	
		Size	Offset	EIRP(dBm)	EIRP(W)	EIRP(dBm)	EIRP(W)
Lowest	QPSK	1	25	21.43	0.1389	21.85	0.1531
Middle		1	25	21.63	0.1455	22.03	0.1597
Highest		1	25	21.01	0.1262	21.01	0.1263
Lowest	16QAM	1	0	20.75	0.1189	21.15	0.1303
Middle		1	25	20.98	0.1252	21.25	0.1334
Highest		1	25	20.77	0.1194	20.57	0.1140
Limit	EIRP < 2W			Result		PASS	

LTE Band 2 / 15MHz (Average)							
Channel	Modulation	RB		Horizontal		Vertical	
		Size	Offset	EIRP(dBm)	EIRP(W)	EIRP(dBm)	EIRP(W)
Lowest	QPSK	1	37	21.44	0.1393	21.76	0.1500
Middle		1	37	21.41	0.1383	21.66	0.1465
Highest		1	37	21.11	0.1291	21.22	0.1324
Lowest	16QAM	1	37	20.72	0.1180	21.07	0.1279
Middle		1	37	20.89	0.1228	21.18	0.1313
Highest		1	0	20.93	0.1239	20.82	0.1208
Limit	EIRP < 2W			Result		PASS	

LTE Band 2 / 20MHz (Average)							
Channel	Modulation	RB		Horizontal		Vertical	
		Size	Offset	EIRP(dBm)	EIRP(W)	EIRP(dBm)	EIRP(W)
Lowest	QPSK	1	49	21.52	0.1419	21.96	0.1570
Middle		1	49	21.69	0.1475	21.91	0.1551
Highest		1	49	21.35	0.1365	21.35	0.1365
Lowest	16QAM	1	49	20.99	0.1256	21.35	0.1365
Middle		1	49	21.17	0.1308	21.38	0.1374
Highest		1	49	20.99	0.1256	20.90	0.1230
Limit	EIRP < 2W			Result		PASS	

LTE Band 4 / 1.4MHz (Average)							
Channel	Modulation	RB		Horizontal		Vertical	
		Size	Offset	EIRP(dBm)	EIRP(W)	EIRP(dBm)	EIRP(W)
Lowest	QPSK	3	3	19.97	0.0993	20.24	0.1057
Middle		3	1	20.48	0.1116	20.69	0.1173
Highest		3	1	20.47	0.1114	20.61	0.1151
Lowest	16QAM	1	0	19.07	0.0807	19.10	0.0813
Middle		1	0	19.61	0.0914	19.59	0.0909
Highest		1	0	19.68	0.0929	19.58	0.0908
Limit	EIRP < 1W			Result		PASS	

LTE Band 4 / 3MHz (Average)							
Channel	Modulation	RB		Horizontal		Vertical	
		Size	Offset	EIRP(dBm)	EIRP(W)	EIRP(dBm)	EIRP(W)
Lowest	QPSK	1	8	19.94	0.0986	20.17	0.1040
Middle		1	8	20.45	0.1110	20.61	0.1150
Highest		1	8	20.43	0.1104	20.60	0.1148
Lowest	16QAM	1	8	19.13	0.0818	19.17	0.0826
Middle		1	8	19.69	0.0931	19.62	0.0915
Highest		1	8	19.74	0.0942	19.64	0.0920
Limit	EIRP < 1W			Result		PASS	

LTE Band 4 / 5MHz (Average)							
Channel	Modulation	RB		Horizontal		Vertical	
		Size	Offset	EIRP(dBm)	EIRP(W)	EIRP(dBm)	EIRP(W)
Lowest	QPSK	1	12	20.06	0.1014	20.24	0.1057
Middle		1	12	20.50	0.1122	20.68	0.1169
Highest		1	12	20.52	0.1127	20.66	0.1164
Lowest	16QAM	1	12	19.34	0.0859	19.31	0.0853
Middle		1	12	19.87	0.0970	19.79	0.0952
Highest		1	12	19.81	0.0957	19.68	0.0929
Limit	EIRP < 1W			Result		PASS	

LTE Band 4/ 10MHz (Average)							
Channel	Modulation	RB		Horizontal		Vertical	
		Size	Offset	EIRP(dBm)	EIRP(W)	EIRP(dBm)	EIRP(W)
Lowest	QPSK	1	25	20.08	0.1019	20.21	0.1050
Middle		1	25	20.41	0.1100	20.59	0.1144
Highest		1	25	20.37	0.1089	20.57	0.1140
Lowest	16QAM	1	25	19.29	0.0849	19.22	0.0836
Middle		1	25	19.71	0.0936	19.65	0.0923
Highest		1	25	19.64	0.0920	19.60	0.0912
Limit	EIRP < 1W			Result		PASS	

LTE Band 4 / 15MHz (Average)							
Channel	Modulation	RB		Horizontal		Vertical	
		Size	Offset	EIRP(dBm)	EIRP(W)	EIRP(dBm)	EIRP(W)
Lowest	QPSK	1	37	20.23	0.1054	20.41	0.1099
Middle		1	37	20.51	0.1126	20.68	0.1170
Highest		1	37	20.49	0.1119	20.59	0.1146
Lowest	16QAM	1	37	19.33	0.0857	19.36	0.0863
Middle		1	37	19.64	0.0919	19.59	0.0911
Highest		1	37	19.70	0.0933	19.56	0.0904
Limit	EIRP < 1W			Result		PASS	

LTE Band 4 / 20MHz (Average)							
Channel	Modulation	RB		Horizontal		Vertical	
		Size	Offset	EIRP(dBm)	EIRP(W)	EIRP(dBm)	EIRP(W)
Lowest	QPSK	1	0	19.85	0.0966	20.05	0.1012
Middle		1	0	20.26	0.1062	20.39	0.1094
Highest		1	0	20.39	0.1094	20.51	0.1125
Lowest	16QAM	1	49	19.39	0.0869	19.37	0.0865
Middle		1	49	19.66	0.0924	19.60	0.0913
Highest		1	49	19.64	0.0920	19.56	0.0904
Limit	EIRP < 1W			Result		PASS	

LTE Band 7 / 5MHz (Average)							
Channel	Modulation	RB		Horizontal		Vertical	
		Size	Offset	EIRP(dBm)	EIRP(W)	EIRP(dBm)	EIRP(W)
Lowest	QPSK	1	12	12.46	0.0176	12.36	0.0172
Middle		1	12	13.45	0.0221	13.29	0.0213
Highest		1	12	13.41	0.0219	12.92	0.0196
Lowest	16QAM	1	12	11.68	0.0147	11.45	0.0140
Middle		1	0	12.62	0.0183	12.28	0.0169
Highest		1	12	12.55	0.0180	11.96	0.0157
Limit	EIRP < 2W			Result		PASS	

LTE Band 7 / 10MHz (Average)							
Channel	Modulation	RB		Horizontal		Vertical	
		Size	Offset	EIRP(dBm)	EIRP(W)	EIRP(dBm)	EIRP(W)
Lowest	QPSK	1	25	12.52	0.0179	12.28	0.0169
Middle		1	25	13.34	0.0216	13.17	0.0208
Highest		1	25	13.28	0.0213	12.79	0.0190
Lowest	16QAM	1	49	11.70	0.0148	11.36	0.0137
Middle		1	25	12.50	0.0178	12.19	0.0166
Highest		1	25	12.43	0.0175	11.80	0.0151
Limit	EIRP < 2W			Result		PASS	

LTE Band 7 / 15MHz (Average)							
Channel	Modulation	RB		Horizontal		Vertical	
		Size	Offset	EIRP(dBm)	EIRP(W)	EIRP(dBm)	EIRP(W)
Lowest	QPSK	1	37	12.56	0.0180	12.39	0.0173
Middle		1	37	13.38	0.0218	13.22	0.0210
Highest		1	37	13.41	0.0219	12.80	0.0191
Lowest	16QAM	1	74	11.75	0.0150	11.46	0.0140
Middle		1	74	12.56	0.0180	12.22	0.0167
Highest		1	37	12.49	0.0177	11.79	0.0151
Limit	EIRP < 2W			Result		PASS	

LTE Band 7 / 20MHz (Average)							
Channel	Modulation	RB		Horizontal		Vertical	
		Size	Offset	EIRP(dBm)	EIRP(W)	EIRP(dBm)	EIRP(W)
Lowest	QPSK	1	49	12.54	0.0179	12.34	0.0171
Middle		1	49	13.39	0.0218	13.27	0.0212
Highest		1	49	13.37	0.0217	12.74	0.0188
Lowest	16QAM	1	49	11.61	0.0145	11.42	0.0139
Middle		1	49	12.62	0.0183	12.26	0.0168
Highest		1	99	12.64	0.0184	11.84	0.0153
Limit	EIRP < 2W			Result		PASS	

Radiated Spurious Emission

LTE Band 2 / 1.4MHz / QPSK / RB Size 1 Offset 0									
Channel	Frequency (MHz)	EIRP (dBm)	Limit (dBm)	Over Limit (dB)	SPA Reading (dBm)	S.G. Power (dBm)	TX Cable loss (dB)	TX Antenna Gain (dBi)	Polarization (H/V)
Middle	3758.92	-51.07	-13	-38.07	-64.62	-57.11	6.56	12.60	H
	5638.38	-37.39	-13	-24.39	-54.57	-42.49	8	13.10	H
	7517.84	-48.43	-13	-35.43	-67.17	-50.16	9.57	11.30	H
	3758.92	-48.60	-13	-35.60	-61.95	-54.64	6.56	12.6	V
	5638.38	-31.61	-13	-18.61	-51.45	-36.71	8	13.1	V
	7517.84	-48.72	-13	-35.72	-67.12	-50.45	9.57	11.3	V

Remark: Spurious emissions within 30-1000MHz were found more than 20dB below limit line.

LTE Band 2 / 3MHz / QPSK / RB Size 1 Offset 0									
Channel	Frequency (MHz)	EIRP (dBm)	Limit (dBm)	Over Limit (dB)	SPA Reading (dBm)	S.G. Power (dBm)	TX Cable loss (dB)	TX Antenna Gain (dBi)	Polarization (H/V)
Middle	3757.48	-52.78	-13	-39.78	-66.33	-58.82	6.56	12.60	H
	5636.22	-45.54	-13	-32.54	-61.48	-50.64	8	13.10	H
	7514.96	-48.44	-13	-35.44	-67.18	-50.17	9.57	11.30	H
	3757.48	-50.21	-13	-37.21	-63.56	-56.25	6.56	12.6	V
	5636.22	-34.21	-13	-21.21	-53.45	-39.31	8	13.1	V
	7514.96	-49.37	-13	-36.37	-67.77	-51.10	9.57	11.3	V

Remark: Spurious emissions within 30-1000MHz were found more than 20dB below limit line.

LTE Band 2 / 5MHz / QPSK / RB Size 1 Offset 0									
Channel	Frequency (MHz)	EIRP (dBm)	Limit (dBm)	Over Limit (dB)	SPA Reading (dBm)	S.G. Power (dBm)	TX Cable loss (dB)	TX Antenna Gain (dBi)	Polarization (H/V)
Middle	3755.68	-53.48	-13	-40.48	-67.03	-59.52	6.56	12.60	H
	5633.52	-43.09	-13	-30.09	-59.03	-48.19	8	13.10	H
	7511.36	-49.06	-13	-36.06	-67.80	-50.79	9.57	11.30	H
	3755.68	-50.29	-13	-37.29	-63.64	-56.33	6.56	12.6	V
	5633.52	-33.41	-13	-20.41	-52.78	-38.51	8	13.1	V
	7511.36	-48.33	-13	-35.33	-66.73	-50.06	9.57	11.3	V

Remark: Spurious emissions within 30-1000MHz were found more than 20dB below limit line.

LTE Band 2 / 10MHz / QPSK / RB Size 1 Offset 0									
Channel	Frequency (MHz)	EIRP (dBm)	Limit (dBm)	Over Limit (dB)	SPA Reading (dBm)	S.G. Power (dBm)	TX Cable loss (dB)	TX Antenna Gain (dBi)	Polarization (H/V)
Middle	3751.18	-52.02	-13	-39.02	-65.57	-58.06	6.56	12.60	H
	5626.77	-34.86	-13	-21.86	-52.44	-39.96	8	13.10	H
	7502.36	-48.80	-13	-35.80	-67.54	-50.53	9.57	11.30	H
	3751.18	-49.03	-13	-36.03	-62.38	-55.07	6.56	12.6	V
	5626.77	-33.20	-13	-20.20	-52.6	-38.30	8	13.1	V
	7502.36	-49.17	-13	-36.17	-67.57	-50.90	9.57	11.3	V

Remark: Spurious emissions within 30-1000MHz were found more than 20dB below limit line.

LTE Band 2 / 15MHz / QPSK / RB Size 1 Offset 0									
Channel	Frequency (MHz)	EIRP (dBm)	Limit (dBm)	Over Limit (dB)	SPA Reading (dBm)	S.G. Power (dBm)	TX Cable loss (dB)	TX Antenna Gain (dBi)	Polarization (H/V)
Middle	3746.68	-50.00	-13	-37.00	-63.55	-56.04	6.56	12.60	H
	5620.02	-40.84	-13	-27.84	-56.78	-45.94	8	13.10	H
	7493.36	-48.69	-13	-35.69	-67.43	-50.42	9.57	11.30	H
	3746.68	-46.05	-13	-33.05	-59.4	-52.09	6.56	12.6	V
	5620.02	-31.75	-13	-18.75	-51.58	-36.85	8	13.1	V
	7493.36	-48.96	-13	-35.96	-67.36	-50.69	9.57	11.3	V

Remark: Spurious emissions within 30-1000MHz were found more than 20dB below limit line.

LTE Band 2 / 20MHz / QPSK / RB Size 1 Offset 0									
Channel	Frequency (MHz)	EIRP (dBm)	Limit (dBm)	Over Limit (dB)	SPA Reading (dBm)	S.G. Power (dBm)	TX Cable loss (dB)	TX Antenna Gain (dBi)	Polarization (H/V)
Middle	3742.18	-50.15	-13	-37.15	-63.70	-56.19	6.56	12.60	H
	5613.27	-41.92	-13	-28.92	-57.86	-47.02	8	13.10	H
	7484.36	-48.79	-13	-35.79	-67.53	-50.52	9.57	11.30	H
	3742.18	-46.62	-13	-33.62	-59.97	-52.66	6.56	12.6	V
	5613.27	-30.81	-13	-17.81	-50.7	-35.91	8	13.1	V
	7484.36	-48.64	-13	-35.64	-67.04	-50.37	9.57	11.3	V

Remark: Spurious emissions within 30-1000MHz were found more than 20dB below limit line.

LTE Band 4 / 1.4MHz / QPSK / RB Size 1 Offset 0									
Channel	Frequency (MHz)	EIRP (dBm)	Limit (dBm)	Over Limit (dB)	SPA Reading (dBm)	S.G. Power (dBm)	TX Cable loss (dB)	TX Antenna Gain (dBi)	Polarization (H/V)
Middle	3463.74	-35.03	-13	-22.03	-50.82	-41.45	6.18	12.60	H
	5195.61	-45.72	-13	-32.72	-63.72	-50.68	7.74	12.70	H
	6927.48	-49.37	-13	-36.37	-68.18	-52.07	9	11.70	H
	3463.74	-44.63	-13	-31.63	-56.77	-51.05	6.18	12.60	V
	5195.61	-54.14	-13	-41.14	-67.14	-59.10	7.74	12.70	V
	6927.48	-51.97	-13	-38.97	-68.68	-54.67	9	11.70	V

Remark: Spurious emissions within 30-1000MHz were found more than 20dB below limit line.

LTE Band 4 / 3MHz / QPSK / RB Size 1 Offset 0									
Channel	Frequency (MHz)	EIRP (dBm)	Limit (dBm)	Over Limit (dB)	SPA Reading (dBm)	S.G. Power (dBm)	TX Cable loss (dB)	TX Antenna Gain (dBi)	Polarization (H/V)
Middle	3462.48	-36.00	-13	-23.00	-51.65	-42.42	6.18	12.60	H
	5193.72	-44.47	-13	-31.47	-62.47	-49.43	7.74	12.70	H
	6924.96	-49.01	-13	-36.01	-67.82	-51.71	9	11.70	H
	3462.48	-43.62	-13	-30.62	-56.06	-50.04	6.18	12.60	V
	5193.72	-52.98	-13	-39.98	-65.98	-57.94	7.74	12.70	V
	6924.96	-51.51	-13	-38.51	-68.22	-54.21	9	11.70	V

Remark: Spurious emissions within 30-1000MHz were found more than 20dB below limit line.

LTE Band 4 / 5MHz / QPSK / RB Size 1 Offset 0									
Channel	Frequency (MHz)	EIRP (dBm)	Limit (dBm)	Over Limit (dB)	SPA Reading (dBm)	S.G. Power (dBm)	TX Cable loss (dB)	TX Antenna Gain (dBi)	Polarization (H/V)
Middle	3460.68	-37.55	-13	-24.55	-52.84	-43.97	6.18	12.60	H
	5191.02	-46.19	-13	-33.19	-64.19	-51.15	7.74	12.70	H
	6921.36	-49.05	-13	-36.05	-67.86	-51.75	9	11.70	H
	3460.68	-44.92	-13	-31.92	-56.97	-51.34	6.18	12.60	V
	5191.02	-52.92	-13	-39.92	-65.92	-57.88	7.74	12.70	V
	6921.36	-51.77	-13	-38.77	-68.48	-54.47	9	11.70	V

Remark: Spurious emissions within 30-1000MHz were found more than 20dB below limit line.

LTE Band 4 / 10MHz / QPSK / RB Size 1 Offset 0									
Channel	Frequency (MHz)	EIRP (dBm)	Limit (dBm)	Over Limit (dB)	SPA Reading (dBm)	S.G. Power (dBm)	TX Cable loss (dB)	TX Antenna Gain (dBi)	Polarization (H/V)
Middle	3456.18	-35.80	-13	-22.80	-51.48	-42.22	6.18	12.60	H
	5184.27	-44.57	-13	-31.57	-62.57	-49.53	7.74	12.70	H
	6912.36	-49.36	-13	-36.36	-68.17	-52.06	9	11.70	H
	3456.18	-44.24	-13	-31.24	-56.49	-50.66	6.18	12.60	V
	5184.27	-53.26	-13	-40.26	-66.26	-58.22	7.74	12.70	V
	6912.36	-51.37	-13	-38.37	-68.08	-54.07	9	11.70	V

Remark: Spurious emissions within 30-1000MHz were found more than 20dB below limit line.

LTE Band 4 / 15MHz / QPSK / RB Size 1 Offset 0									
Channel	Frequency (MHz)	EIRP (dBm)	Limit (dBm)	Over Limit (dB)	SPA Reading (dBm)	S.G. Power (dBm)	TX Cable loss (dB)	TX Antenna Gain (dBi)	Polarization (H/V)
Middle	3451.68	-36.20	-13	-23.20	-51.80	-42.62	6.18	12.60	H
	5177.52	-43.79	-13	-30.79	-61.79	-48.75	7.74	12.70	H
	6903.36	-49.19	-13	-36.19	-68.00	-51.89	9	11.70	H
	3451.68	-46.64	-13	-33.64	-57.83	-53.06	6.18	12.60	V
	5177.52	-53.70	-13	-40.70	-66.7	-58.66	7.74	12.70	V
	6903.36	-51.08	-13	-38.08	-67.79	-53.78	9	11.70	V

Remark: Spurious emissions within 30-1000MHz were found more than 20dB below limit line.

LTE Band 4 / 20MHz / QPSK / RB Size 1 Offset 0									
Channel	Frequency (MHz)	EIRP (dBm)	Limit (dBm)	Over Limit (dB)	SPA Reading (dBm)	S.G. Power (dBm)	TX Cable loss (dB)	TX Antenna Gain (dBi)	Polarization (H/V)
Middle	3447.18	-34.47	-13	-21.47	-50.35	-40.89	6.18	12.60	H
	5170.77	-44.21	-13	-31.21	-62.21	-49.17	7.74	12.70	H
	6894.36	-49.17	-13	-36.17	-67.98	-51.87	9	11.70	H
	3447.18	-44.13	-13	-31.13	-56.41	-50.55	6.18	12.60	V
	5170.77	-53.42	-13	-40.42	-66.42	-58.38	7.74	12.70	V
	6894.36	-50.62	-13	-37.62	-67.33	-53.32	9	11.70	V

Remark: Spurious emissions within 30-1000MHz were found more than 20dB below limit line.

LTE Band 7 / 5MHz / QPSK / RB Size 1 Offset 0									
Channel	Frequency (MHz)	EIRP (dBm)	Limit (dBm)	Over Limit (dB)	SPA Reading (dBm)	S.G. Power (dBm)	TX Cable loss (dB)	TX Antenna Gain (dBi)	Polarization (H/V)
Middle	5065.68	-46.50	-25	-21.50	-62.70	-58.26	0.94	12.70	H
	7598.32	-45.75	-25	-20.75	-67.12	-55.76	1.69	11.70	H
	10131.36	-52.28	-25	-27.28	-76.64	-62.94	1.44	12.10	H
	5065.68	-50.49	-25	-25.49	-66.24	-62.25	0.94	12.70	V
	7598.32	-45.87	-25	-20.87	-66.86	-55.88	1.69	11.70	V
	10131.36	-52.80	-25	-27.80	-75.7	-63.46	1.44	12.10	V

Remark: Spurious emissions within 30-1000MHz were found more than 20dB below limit line.

LTE Band 7 / 10MHz / QPSK / RB Size 1 Offset 0									
Channel	Frequency (MHz)	EIRP (dBm)	Limit (dBm)	Over Limit (dB)	SPA Reading (dBm)	S.G. Power (dBm)	TX Cable loss (dB)	TX Antenna Gain (dBi)	Polarization (H/V)
Middle	5061.18	-44.92	-25	-19.92	-61.12	-56.68	0.94	12.70	H
	7591.77	-42.69	-25	-17.69	-64.06	-52.70	1.69	11.70	H
	10122.36	-43.52	-25	-18.52	-67.88	-54.18	1.44	12.10	H
	5061.18	-51.31	-25	-26.31	-67.06	-63.07	0.94	12.70	V
	7591.77	-46.44	-25	-21.44	-67.43	-56.45	1.69	11.70	V
	10122.36	-44.86	-25	-19.86	-67.76	-55.52	1.44	12.10	V

Remark: Spurious emissions within 30-1000MHz were found more than 20dB below limit line.

LTE Band 7 / 15MHz / QPSK / RB Size 1 Offset 0									
Channel	Frequency (MHz)	EIRP (dBm)	Limit (dBm)	Over Limit (dB)	SPA Reading (dBm)	S.G. Power (dBm)	TX Cable loss (dB)	TX Antenna Gain (dBi)	Polarization (H/V)
Middle	5056.68	-47.61	-25	-22.61	-63.81	-59.37	0.94	12.70	H
	7585.02	-42.32	-25	-17.32	-63.69	-52.33	1.69	11.70	H
	10113.36	-43.82	-25	-18.82	-68.18	-54.48	1.44	12.10	H
	5056.68	-51.36	-25	-26.36	-67.11	-63.12	0.94	12.70	V
	7585.02	-46.90	-25	-21.90	-67.89	-56.91	1.69	11.70	V
	10113.36	-44.92	-25	-19.92	-67.82	-55.58	1.44	12.10	V

Remark: Spurious emissions within 30-1000MHz were found more than 20dB below limit line.

LTE Band 7 / 20MHz / QPSK / RB Size 1 Offset 0									
Channel	Frequency (MHz)	EIRP (dBm)	Limit (dBm)	Over Limit (dB)	SPA Reading (dBm)	S.G. Power (dBm)	TX Cable loss (dB)	TX Antenna Gain (dBi)	Polarization (H/V)
Middle	5052.18	-47.60	-25	-22.60	-63.80	-59.36	0.94	12.70	H
	7578.27	-42.59	-25	-17.59	-63.96	-52.60	1.69	11.70	H
	10104.36	-44.07	-25	-19.07	-68.43	-54.73	1.44	12.10	H
	5052.18	-51.96	-25	-26.96	-67.71	-63.72	0.94	12.70	V
	7578.27	-45.60	-25	-20.60	-66.59	-55.61	1.69	11.70	V
	10104.36	-45.16	-25	-20.16	-68.06	-55.82	1.44	12.10	V

Remark: Spurious emissions within 30-1000MHz were found more than 20dB below limit line.