Band12 / 1.4MHz / High CH / QPSK

Band12 / 1.4MHz / High CH / 16QAM

Band12 / 1.4MHz / High CH / 64QAM

Band12 / 3MHz / Low CH / QPSK

Band12 / 3MHz / Low CH / 16QAM

Band12 / 3MHz / Low CH / 64QAM

Band12 / 3MHz / Mid CH / QPSK

Band12 / 3MHz / Mid CH / 16QAM

Band12 / 3MHz / Mid CH / 64QAM

Band12 / 3MHz / High CH / QPSK

Band12 / 3MHz / High CH / 16QAM

Band12 / 3MHz / High CH / 64QAM

Band12 / 5MHz / Low CH / QPSK

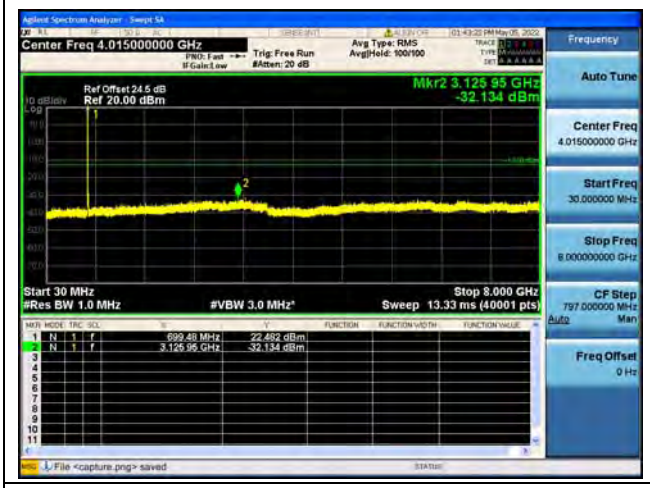

Band12 / 5MHz / Low CH / 16QAM

Band12 / 5MHz / Low CH / 64QAM

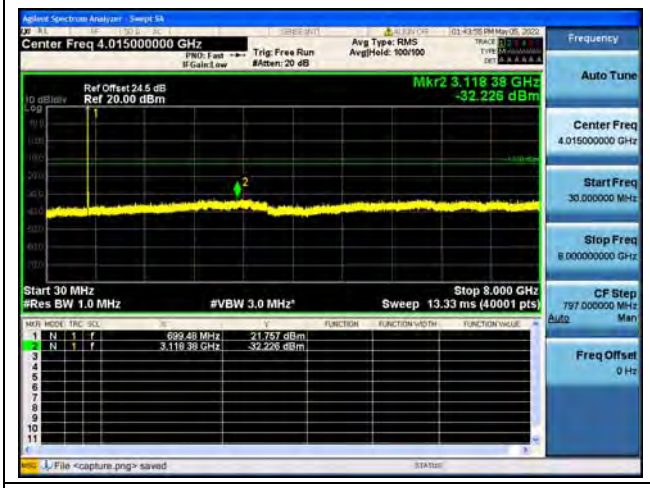

Band12 / 5MHz / Mid CH / QPSK

Band12 / 5MHz / Mid CH / 16QAM

Band12 / 5MHz / Mid CH / 64QAM

Band12 / 5MHz / High CH / QPSK

Band12 / 5MHz / High CH / 16QAM

Band12 / 5MHz / High CH / 64QAM

Band12 / 10MHz / Low CH / QPSK

Band12 / 10MHz / Low CH / 16QAM

Band12 / 10MHz / Low CH / 64QAM

Band12 / 10MHz / Mid CH / QPSK

Band12 / 10MHz / Mid CH / 16QAM

Band12 / 10MHz / Mid CH / 64QAM

Band12 / 10MHz / High CH / QPSK

Band12 / 10MHz / High CH / 16QAM

Band12 / 10MHz / High CH / 64QAM

Band13 / 5MHz / Low CH / QPSK

Band13 / 5MHz / Low CH / 16QAM

Band13 / 5MHz / Low CH / 64QAM

Band13 / 5MHz / Mid CH / QPSK

Band13 / 5MHz / Mid CH / 16QAM

Band13 / 5MHz / Mid CH / 64QAM

Band13 / 5MHz / High CH / QPSK

Band13 / 5MHz / High CH / 16QAM

Band13 / 5MHz / High CH / 64QAM

Band13 / 10MHz / Low CH / QPSK

Band13 / 10MHz / Low CH / 16QAM

Band13 / 10MHz / Low CH / 64QAM

Band13 / 10MHz / Mid CH / QPSK

Band13 / 10MHz / Mid CH / 16QAM

Band13 / 10MHz / Mid CH / 64QAM

Band13 / 10MHz / High CH / QPSK

Band13 / 10MHz / High CH / 16QAM

Band13 / 10MHz / High CH / 64QAM

Band17 / 5MHz / Low CH / QPSK

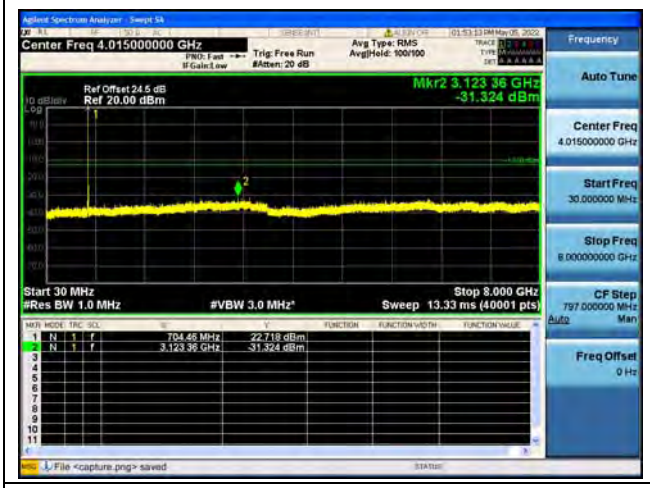

Band17 / 5MHz / Low CH / 16QAM

Band17 / 5MHz / Low CH / 64QAM

Band17 / 5MHz / Mid CH / QPSK

Band17 / 5MHz / Mid CH / 16QAM

Band17 / 5MHz / Mid CH / 64QAM

Band17 / 5MHz / High CH / QPSK

Band17 / 5MHz / High CH / 16QAM

Band17 / 5MHz / High CH / 64QAM

Band17 / 10MHz / Low CH / QPSK

Band17 / 10MHz / Low CH / 16QAM

Band17 / 10MHz / Low CH / 64QAM

Band17 / 10MHz / Mid CH / QPSK

Band17 / 10MHz / Mid CH / 16QAM

Band17 / 10MHz / Mid CH / 64QAM

Band17 / 10MHz / High CH / QPSK

Band17 / 10MHz / High CH / 16QAM

Band17 / 10MHz / High CH / 64QAM

2.6. Band Edge

2.6.1. Requirement

Band 2

According to FCC section 24.238(a), for operations in the 1850–1910MHz bands, the power of any emission outside of the authorized operating frequency ranges must be attenuated below the transmitting power (P) by a factor of at least 43 + 10 log(P) dB in a 1MHz bandwidth. However, in the 1 MHz bands immediately outside and adjacent to the licensee's frequency block, a resolution bandwidth of at least one percent of the emission bandwidth of the fundamental emission of the transmitter may be employed.

Band 4

According to FCC section 27.53(h), for operations in the 1710–1755MHz bands, the power of any emission outside a licensee's frequency block shall be attenuated below the transmitter power (P) by at least 43 + 10 log10(P) dB a 1MHz bandwidth. However, in the 1 MHz bands immediately outside and adjacent to the licensee's frequency block, a resolution bandwidth of at least one percent of the emission bandwidth of the fundamental emission of the transmitter may be employed.

Band 5

According to FCC section 22.917(a), for operations in the 824–849MHz bands, the power of any emission outside of the authorized operating frequency ranges must be attenuated below the transmitting power (P) by a factor of at least 43 + 10 log(P) dB in a 100kHz bandwidth. However, in the 1 MHz bands immediately outside and adjacent to the licensee's frequency block, a resolution bandwidth of at least one percent of the emission bandwidth of the fundamental emission of the transmitter may be employed.

Band 12, 17

For operations in the 600 MHz band and the 698-746 MHz band, the power of any emission outside a licensee's frequency band(s) of operation shall be attenuated below the transmitter power (P) within the licensed band(s) of operation, measured in watts, by at least 43 + 10 log (P) dB. Compliance with this provision is based on the use of measurement instrumentation employing a resolution bandwidth of 100 kilohertz or greater. However, in the 100 kilohertz bands immediately outside and adjacent to a licensee's frequency block, a resolution bandwidth of at least 30 kHz may be employed.

Band 7

According to FCC section 27.53(m) (4), for mobile digital stations, the attenuation factor shall be not less than 40 + 10 log (P) dB on all frequencies between the channel edge and 5 megahertz from the channel edge, 43 + 10 log (P) dB on all frequencies between 5 megahertz and X megahertz from the channel edge, and 55 + 10 log (P) dB on all frequencies more than X megahertz from the channel edge, where X is the greater of 6 megahertz or the actual emission bandwidth as defined in paragraph (m)(6) of this section. In addition, the attenuation factor shall not be less that 43 + 10 log (P) dB on all frequencies between 2490.5 MHz and 2496 MHz and 55 + 10 log (P) dB at or below 2490.5 MHz. Mobile Satellite Service licensees operating on frequencies below 2495 MHz may also submit a documented interference complaint against BRS licensees operating on channel BRS Channel 1 on the same terms and conditions as adjacent channel BRS or EBS licensees.

Band 13

According to FCC section 27.53(c)(2), any frequency outside the 776-788 MHz band, the power of any emission shall be attenuated outside the band below the transmitter power (P) by at least 43 + 10 log (P) dB in a 100kHz bandwidth. However, in the 100 kHz bands immediately outside and adjacent to the frequency block, a resolution bandwidth of at least 30 kHz may be employed.

2.6.2. Description

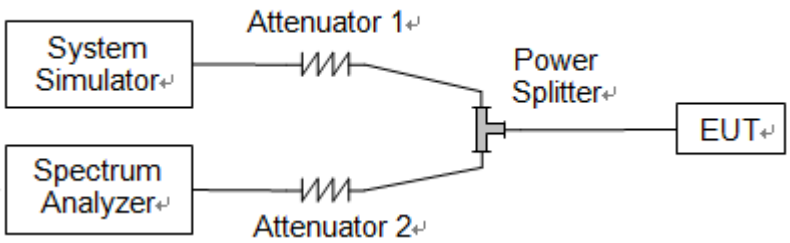

The EUT is coupled to the Spectrum Analyzer (SA) and the System Simulator (SS) with Attenuators through the Power Splitter; the RF load attached to the EUT antenna terminal is 50Ohm; the path loss as the factor is calibrated to correct the reading. The EUT is commanded by the SS to operate at the maximum output power. A call is established between the EUT and the SS.

2.6.3. Test Procedure

KDB 971168 D01v03 Section 6.0 and ANSI/TIA-603-E-2016.

2.6.4. Test Result

Band2 / 1.4MHz / Low CH / QPSK / 1 RB	Band2 / 1.4MHz / Low CH / QPSK / FULL RB
Band2 / 1.4MHz / High CH / QPSK / 1 RB	**Band2 / 1.4MHz / High CH / QPSK / FULL RB**

Band2 / 3MHz / Low CH / QPSK / 1 RB

Band2 / 3MHz / Low CH / QPSK / FULL RB

Band2 / 3MHz / High CH / QPSK / 1 RB

Band2 / 3MHz / High CH / QPSK / FULL RB

Band2 / 5MHz / Low CH / QPSK / 1 RB

Band2 / 5MHz / Low CH / QPSK / FULL RB

Band2 / 5MHz / High CH / QPSK / 1 RB

Band2 / 5MHz / High CH / QPSK / FULL RB

Band2 / 10MHz / Low CH / QPSK / 1 RB

Band2 / 10MHz / Low CH / QPSK / FULL RB

Band2 / 10MHz / High CH / QPSK / 1 RB

Band2 / 10MHz / High CH / QPSK / FULL RB

Band2 / 15MHz / Low CH / QPSK / 1 RB

Band2 / 15MHz / Low CH / QPSK / FULL RB

Band2 / 15MHz / High CH / QPSK / 1 RB

Band2 / 15MHz / High CH / QPSK / FULL RB

Band2 / 20MHz / Low CH / QPSK / 1 RB

Band2 / 20MHz / Low CH / QPSK / FULL RB

Band2 / 20MHz / High CH / QPSK / 1 RB

Band2 / 20MHz / High CH / QPSK / FULL RB

Band4 / 1.4MHz / Low CH / QPSK / 1 RB

Band4 / 1.4MHz / Low CH / QPSK / FULL RB

Band4 / 1.4MHz / High CH / QPSK / 1 RB

Band4 / 1.4MHz / High CH / QPSK / FULL RB

Band4 / 3MHz / Low CH / QPSK / 1 RB

Band4 / 3MHz / Low CH / QPSK / FULL RB

Band4 / 3MHz / High CH / QPSK / 1 RB

Band4 / 3MHz / High CH / QPSK / FULL RB

Band4 / 5MHz / Low CH / QPSK / 1 RB

Band4 / 5MHz / Low CH / QPSK / FULL RB

Band4 / 5MHz / High CH / QPSK / 1 RB

Band4 / 5MHz / High CH / QPSK / FULL RB

Band4 / 10MHz / Low CH / QPSK / 1 RB

Band4 / 10MHz / Low CH / QPSK / FULL RB

Band4 / 10MHz / High CH / QPSK / 1 RB

Band4 / 10MHz / High CH / QPSK / FULL RB

Band4 / 15MHz / Low CH / QPSK / 1 RB

Band4 / 15MHz / Low CH / QPSK / FULL RB

Band4 / 15MHz / High CH / QPSK / 1 RB

Band4 / 15MHz / High CH / QPSK / FULL RB

Band4 / 20MHz / Low CH / QPSK / 1 RB

Band4 / 20MHz / Low CH / QPSK / FULL RB

Band4 / 20MHz / High CH / QPSK / 1 RB

Band4 / 20MHz / High CH / QPSK / FULL RB

Band5 / 1.4MHz / Low CH / QPSK / 1 RB

Band5 / 1.4MHz / Low CH / QPSK / FULL RB

Band5 / 1.4MHz / High CH / QPSK / 1 RB

Band5 / 1.4MHz / High CH / QPSK / FULL RB

Band5 / 3MHz / Low CH / QPSK / 1 RB

Band5 / 3MHz / Low CH / QPSK / FULL RB

Band5 / 3MHz / High CH / QPSK / 1 RB

Band5 / 3MHz / High CH / QPSK / FULL RB

Band5 / 5MHz / Low CH / QPSK / 1 RB

Band5 / 5MHz / Low CH / QPSK / FULL RB

Band5 / 5MHz / High CH / QPSK / 1 RB

Band5 / 5MHz / High CH / QPSK / FULL RB

Band5 / 10MHz / Low CH / QPSK / 1 RB

Band5 / 10MHz / Low CH / QPSK / FULL RB

Band5 / 10MHz / High CH / QPSK / 1 RB

Band5 / 10MHz / High CH / QPSK / FULL RB

Band7 / 5MHz / Low CH / QPSK / 1 RB

Spur	Range	Start Freq	Stop Freq	RBW	Frequency	Amplitude	Δ Limit
1	1	2.4750 GHz	2.4905 GHz	1.000 MHz	2.479701667 GHz	-50.79 dBm	-25.79 dB
2	2	2.4905 GHz	2.4950 GHz	1.000 MHz	2.492615000 GHz	-37.51 dBm	-24.51 dB
3	3	2.4950 GHz	2.4960 GHz	100.0 kHz	2.495936667 GHz	-52.61 dBm	-39.61 dB
4	4	2.4960 GHz	2.4990 GHz	1.000 MHz	2.498945000 GHz	-13.03 dBm	-3.032 dB
5	5	2.4990 GHz	2.5000 GHz	200.0 kHz	2.499946667 GHz	-22.46 dBm	-12.46 dB
6	6	2.5000 GHz	2.5050 GHz	1.000 MHz	2.500483333 GHz	-21.20 dBm	-8.801 dB

Band7 / 5MHz / Low CH / QPSK / FULL RB

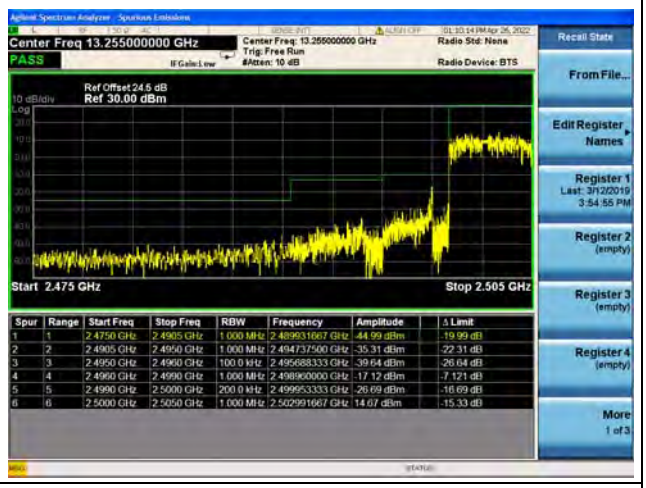

Spur	Range	Start Freq	Stop Freq	RBW	Frequency	Amplitude	Δ Limit
1	1	2.4750 GHz	2.4905 GHz	1.000 MHz	2.489931667 GHz	-44.99 dBm	-19.99 dB
2	2	2.4905 GHz	2.4950 GHz	1.000 MHz	2.494737500 GHz	-35.31 dBm	-22.31 dB
3	3	2.4950 GHz	2.4960 GHz	100.0 kHz	2.495688333 GHz	-39.64 dBm	-26.64 dB
4	4	2.4960 GHz	2.4990 GHz	1.000 MHz	2.498900000 GHz	-17.12 dBm	-7.121 dB
5	5	2.4990 GHz	2.5000 GHz	200.0 kHz	2.499953333 GHz	-26.69 dBm	-16.69 dB
6	6	2.5000 GHz	2.5050 GHz	1.000 MHz	2.502991667 GHz	-14.67 dBm	-15.33 dB

Band7 / 5MHz / High CH / QPSK / 1 RB

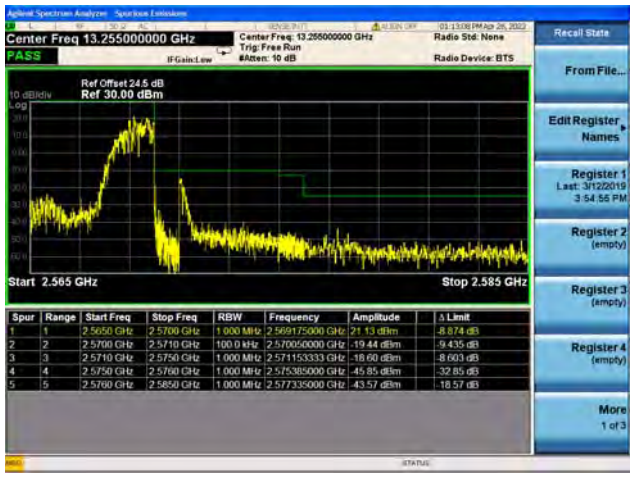

Spur	Range	Start Freq	Stop Freq	RBW	Frequency	Amplitude	Δ Limit
1	1	2.5650 GHz	2.5700 GHz	1.000 MHz	2.569175000 GHz	-21.13 dBm	-8.874 dB
2	2	2.5700 GHz	2.5710 GHz	100.0 kHz	2.570050000 GHz	-19.44 dBm	-9.435 dB
3	3	2.5710 GHz	2.5750 GHz	1.000 MHz	2.571153333 GHz	-18.60 dBm	-8.603 dB
4	4	2.5750 GHz	2.5760 GHz	1.000 MHz	2.575385000 GHz	-45.85 dBm	-32.85 dB
5	5	2.5760 GHz	2.5850 GHz	1.000 MHz	2.577335000 GHz	-43.57 dBm	-18.57 dB

Band7 / 5MHz / High CH / QPSK / FULL RB

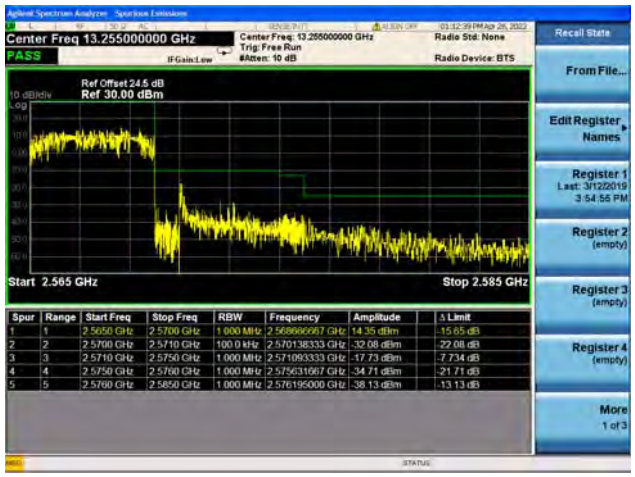

Spur	Range	Start Freq	Stop Freq	RBW	Frequency	Amplitude	Δ Limit
1	1	2.5650 GHz	2.5700 GHz	1.000 MHz	2.568666667 GHz	-14.35 dBm	-15.65 dB
2	2	2.5700 GHz	2.5710 GHz	100.0 kHz	2.570138333 GHz	-32.08 dBm	-22.08 dB
3	3	2.5710 GHz	2.5750 GHz	1.000 MHz	2.571093333 GHz	-17.73 dBm	-7.734 dB
4	4	2.5750 GHz	2.5760 GHz	1.000 MHz	2.575631667 GHz	-34.71 dBm	-21.71 dB
5	5	2.5760 GHz	2.5850 GHz	1.000 MHz	2.576195000 GHz	-38.13 dBm	-13.13 dB

Band7 / 10MHz / Low CH / QPSK / 1 RB

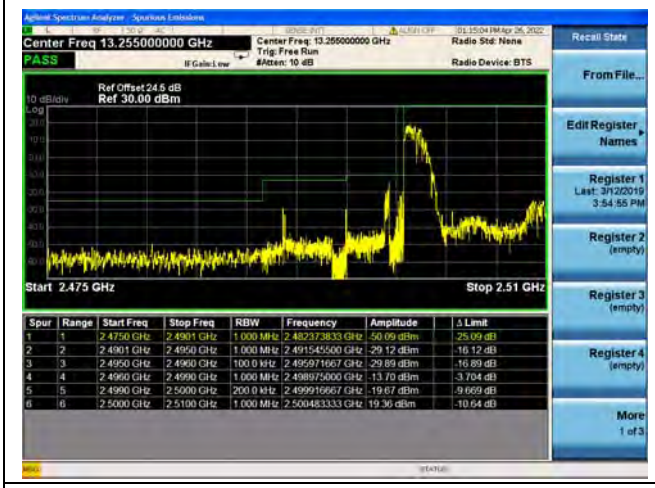

Spur	Range	Start Freq	Stop Freq	RBW	Frequency	Amplitude	Δ Limit
1	1	2.4750 GHz	2.4901 GHz	1.000 MHz	2.482373833 GHz	-50.09 dBm	-25.09 dB
2	2	2.4901 GHz	2.4950 GHz	1.000 MHz	2.491545500 GHz	-29.12 dBm	-16.12 dB
3	3	2.4950 GHz	2.4960 GHz	100.0 kHz	2.495971667 GHz	-29.89 dBm	-16.89 dB
4	4	2.4960 GHz	2.4990 GHz	1.000 MHz	2.498975000 GHz	-13.70 dBm	-3.704 dB
5	5	2.4990 GHz	2.5000 GHz	200.0 kHz	2.499916667 GHz	-19.67 dBm	-9.669 dB
6	6	2.5000 GHz	2.5100 GHz	1.000 MHz	2.500483333 GHz	19.36 dBm	-10.64 dB

Band7 / 10MHz / Low CH / QPSK / FULL RB

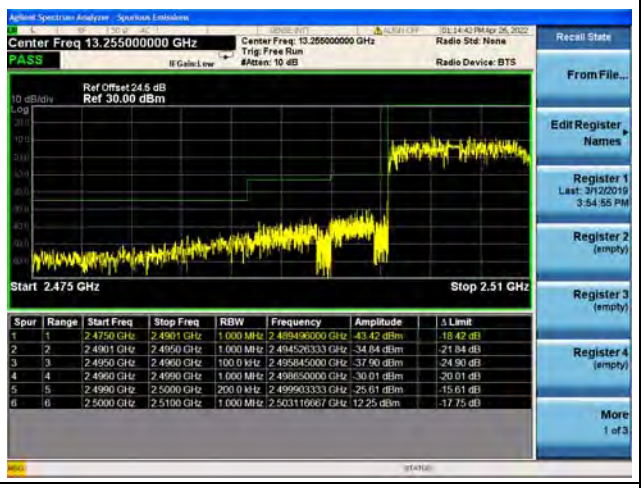

Spur	Range	Start Freq	Stop Freq	RBW	Frequency	Amplitude	Δ Limit
1	1	2.4750 GHz	2.4901 GHz	1.000 MHz	2.489496000 GHz	-43.42 dBm	-18.42 dB
2	2	2.4901 GHz	2.4950 GHz	1.000 MHz	2.494526333 GHz	-34.84 dBm	-21.84 dB
3	3	2.4950 GHz	2.4960 GHz	100.0 kHz	2.495845000 GHz	-37.90 dBm	-24.90 dB
4	4	2.4960 GHz	2.4990 GHz	1.000 MHz	2.498650000 GHz	-30.01 dBm	-20.01 dB
5	5	2.4990 GHz	2.5000 GHz	200.0 kHz	2.499993333 GHz	-25.61 dBm	-15.61 dB
6	6	2.5000 GHz	2.5100 GHz	1.000 MHz	2.503116667 GHz	-12.25 dBm	-17.75 dB

Band7 / 10MHz / High CH / QPSK / 1 RB

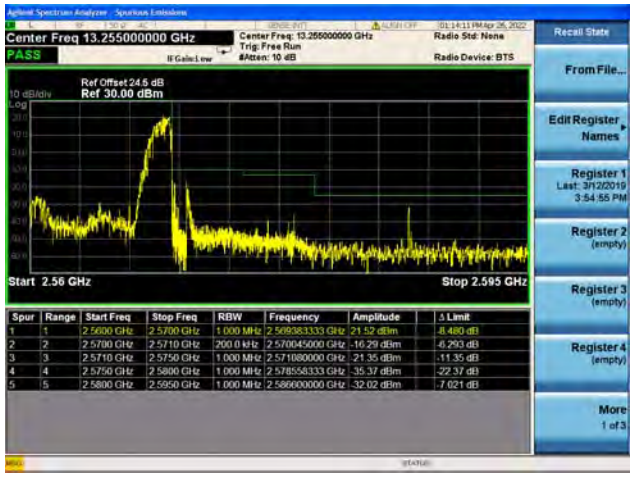

Spur	Range	Start Freq	Stop Freq	RBW	Frequency	Amplitude	Δ Limit
1	1	2.5600 GHz	2.5700 GHz	1.000 MHz	2.569383333 GHz	21.52 dBm	-8.480 dB
2	2	2.5700 GHz	2.5710 GHz	200.0 kHz	2.570045000 GHz	-16.29 dBm	-6.293 dB
3	3	2.5710 GHz	2.5750 GHz	1.000 MHz	2.571080000 GHz	-21.35 dBm	-11.35 dB
4	4	2.5750 GHz	2.5800 GHz	1.000 MHz	2.578558333 GHz	-35.37 dBm	-22.37 dB
5	5	2.5800 GHz	2.5950 GHz	1.000 MHz	2.586600000 GHz	-32.02 dBm	-7.021 dB

Band7 / 10MHz / High CH / QPSK / FULL RB

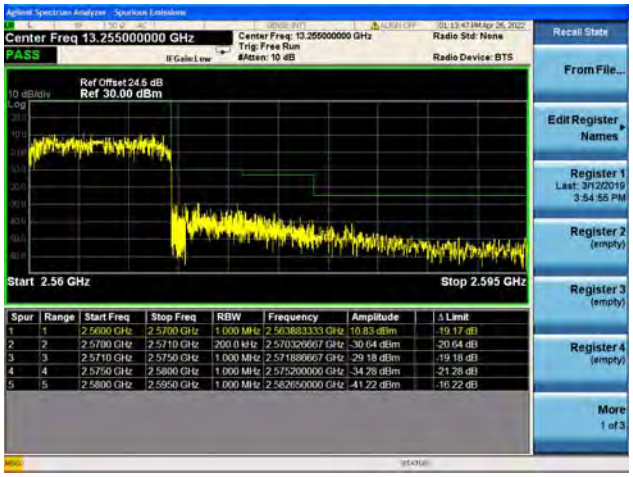

Spur	Range	Start Freq	Stop Freq	RBW	Frequency	Amplitude	Δ Limit
1	1	2.5600 GHz	2.5700 GHz	1.000 MHz	2.563883333 GHz	10.83 dBm	-19.17 dB
2	2	2.5700 GHz	2.5710 GHz	200.0 kHz	2.570326667 GHz	-30.64 dBm	-20.64 dB
3	3	2.5710 GHz	2.5750 GHz	1.000 MHz	2.571886667 GHz	-29.18 dBm	-19.18 dB
4	4	2.5750 GHz	2.5800 GHz	1.000 MHz	2.575200000 GHz	-34.28 dBm	-21.28 dB
5	5	2.5800 GHz	2.5950 GHz	1.000 MHz	2.582650000 GHz	-41.22 dBm	-16.22 dB

Band7 / 15MHz / Low CH / QPSK / 1 RB

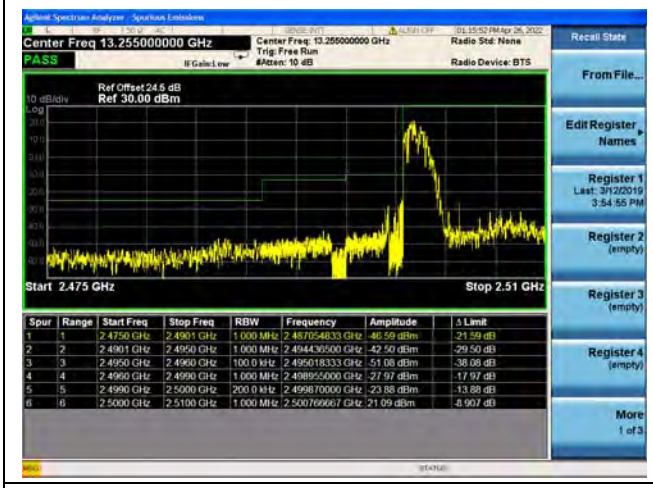

Band7 / 15MHz / Low CH / QPSK / FULL RB

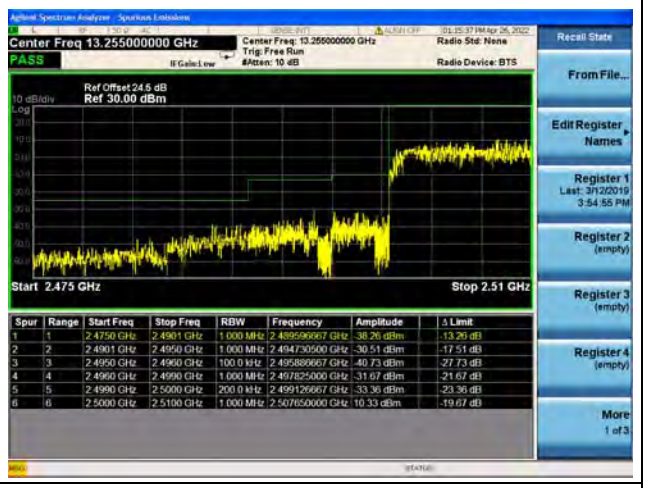

Band7 / 15MHz / High CH / QPSK / 1 RB

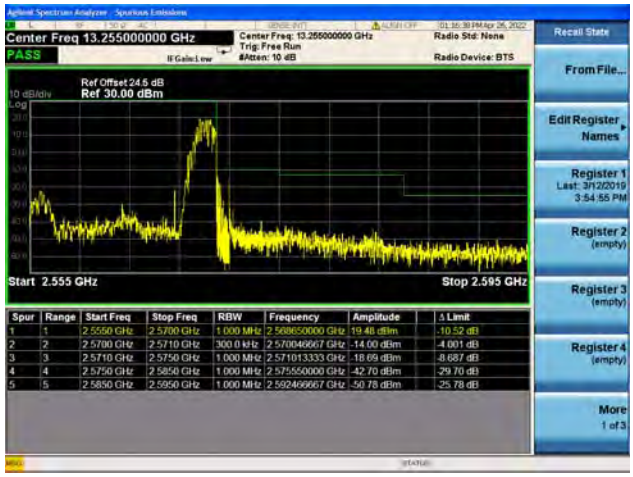

Band7 / 15MHz / High CH / QPSK / FULL RB

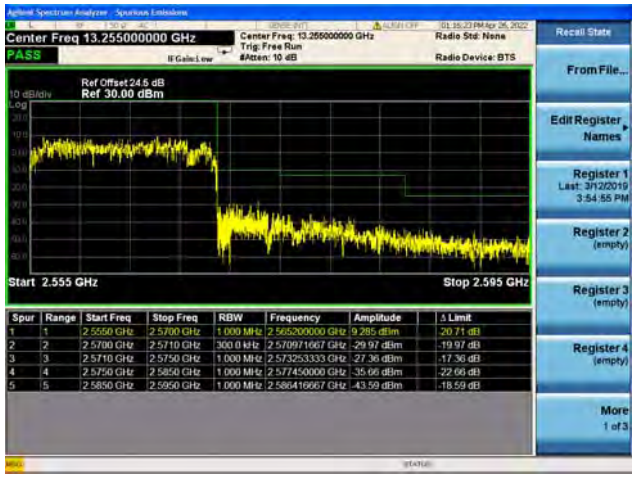

Band7 / 20MHz / Low CH / QPSK / 1 RB

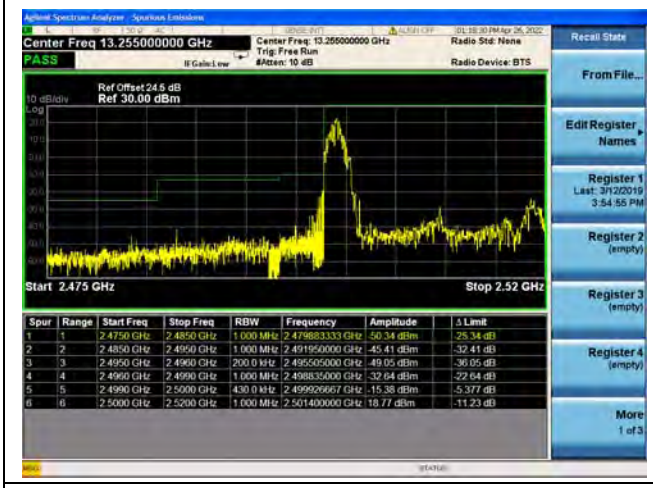

Band7 / 20MHz / Low CH / QPSK / FULL RB

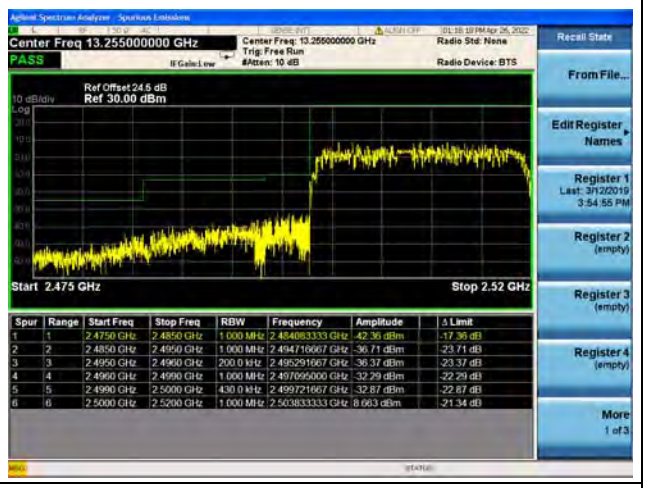

Band7 / 20MHz / High CH / QPSK / 1 RB

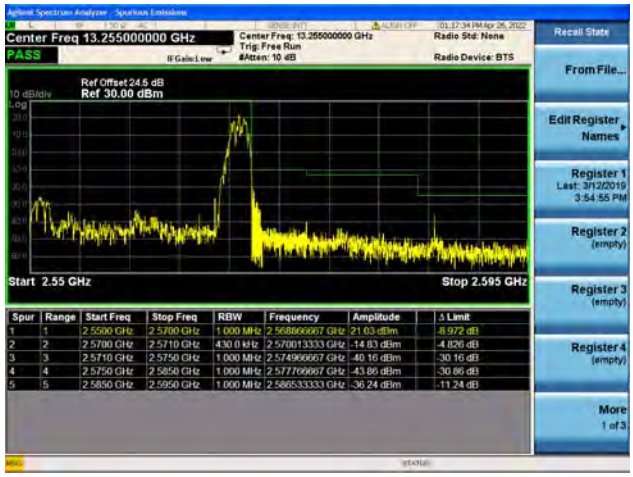

Band7 / 20MHz / High CH / QPSK / FULL RB

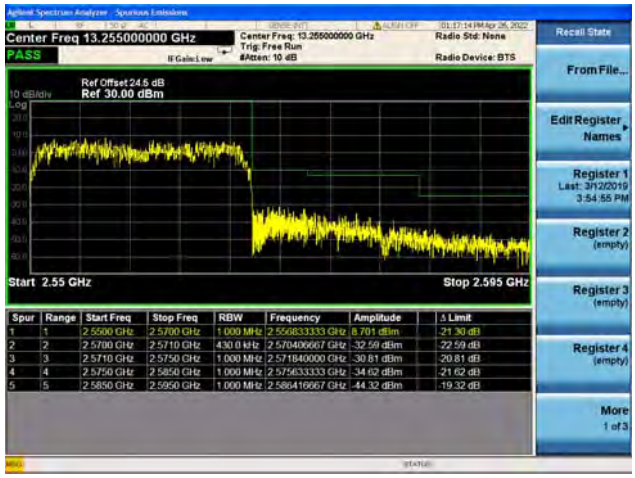

Band12 / 1.4MHz / Low CH / QPSK / 1 RB

Band12 / 1.4MHz / Low CH / QPSK / FULL RB

Band12 / 1.4MHz / High CH / QPSK / 1 RB

Band12 / 1.4MHz / High CH / QPSK / FULL RB

Band12 / 3MHz / Low CH / QPSK / 1 RB

Band12 / 3MHz / Low CH / QPSK / FULL RB

Band12 / 3MHz / High CH / QPSK / 1 RB

Band12 / 3MHz / High CH / QPSK / FULL RB

Band12 / 5MHz / Low CH / QPSK / 1 RB

Band12 / 5MHz / Low CH / QPSK / FULL RB

Band12 / 5MHz / High CH / QPSK / 1 RB

Band12 / 5MHz / High CH / QPSK / FULL RB

Band12 / 10MHz / Low CH / QPSK / 1 RB

Band12 / 10MHz / Low CH / QPSK / FULL RB

Band12 / 10MHz / High CH / QPSK / 1 RB

Band12 / 10MHz / High CH / QPSK / FULL RB

Band13 / 5MHz / Low CH / QPSK / 1 RB

Band13 / 5MHz / Low CH / QPSK / FULL RB

Band13 / 5MHz / High CH / QPSK / 1 RB

Band13 / 5MHz / High CH / QPSK / FULL RB

Band13 / 10MHz / Low CH / QPSK / 1 RB

Band13 / 10MHz / Low CH / QPSK / FULL RB

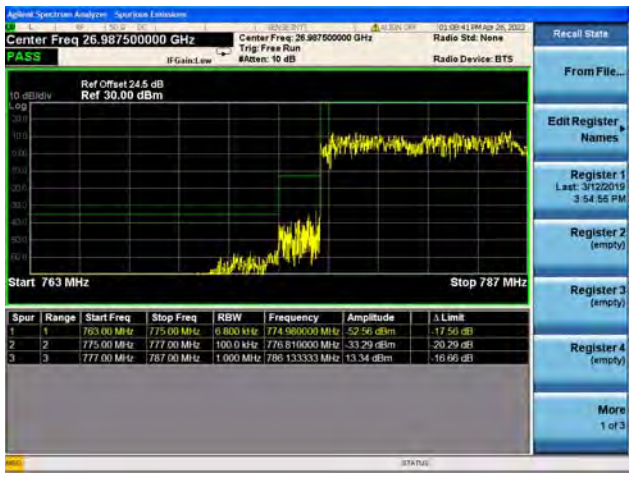

Band13 / 10MHz / High CH / QPSK / 1 RB

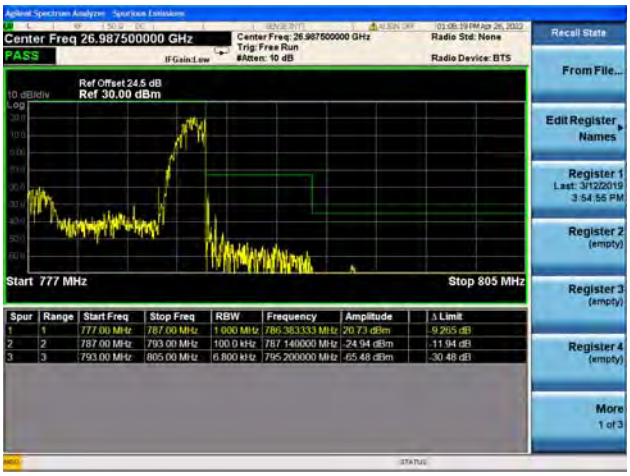

Band13 / 10MHz / High CH / QPSK / FULL RB

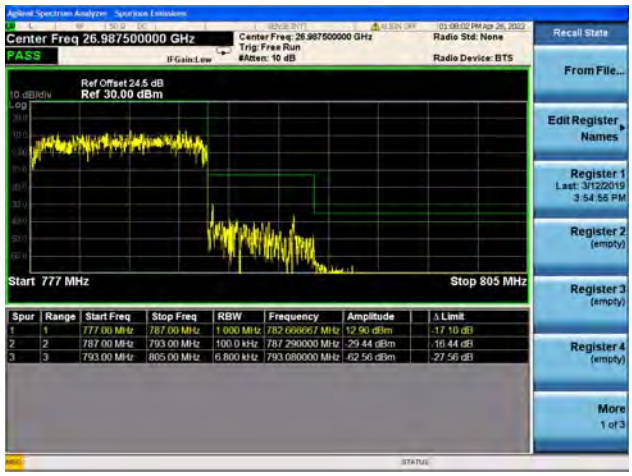

Band17 / 5MHz / Low CH / QPSK / 1 RB

Band17 / 5MHz / Low CH / QPSK / FULL RB

Band17 / 5MHz / High CH / QPSK / 1 RB

Band17 / 5MHz / High CH / QPSK / FULL RB

Band17 / 10MHz / Low CH / QPSK / 1 RB

Band17 / 10MHz / Low CH / QPSK / FULL RB

Band17 / 10MHz / High CH / QPSK / 1 RB

Band17 / 10MHz / High CH / QPSK / FULL RB

2.7. Radiated Spurious Emissions

2.7.1. Requirement

According to FCC section 2.1051, the power of any emission outside of the authorized operating frequency ranges must be attenuated below the transmitting power (P) by a factor of at least 43+10*log(P)dB. This calculated to be -13dBm.

Additional requirement for LTE Band 7
The power of any emission outside of the authorized operating frequency ranges must be attenuated below the transmitting power (P) by a factor of at least 55 + 10 log(P) dB. This calculated to be -25dBm.

Additional requirement for Band 13

For operations in the 746-758 MHz, 775-788 MHz, and 805-806 MHz bands, emissions in the band 1559-1610 MHz shall be limited to −70 dBW/MHz equivalent isotropically radiated power (E.I.R.P.) for wideband signals, and −80 dBW E.I.R.P. for discrete emissions of less than 700 Hz bandwidth. This calculated to be -40dBm.

2.7.2. Test Description

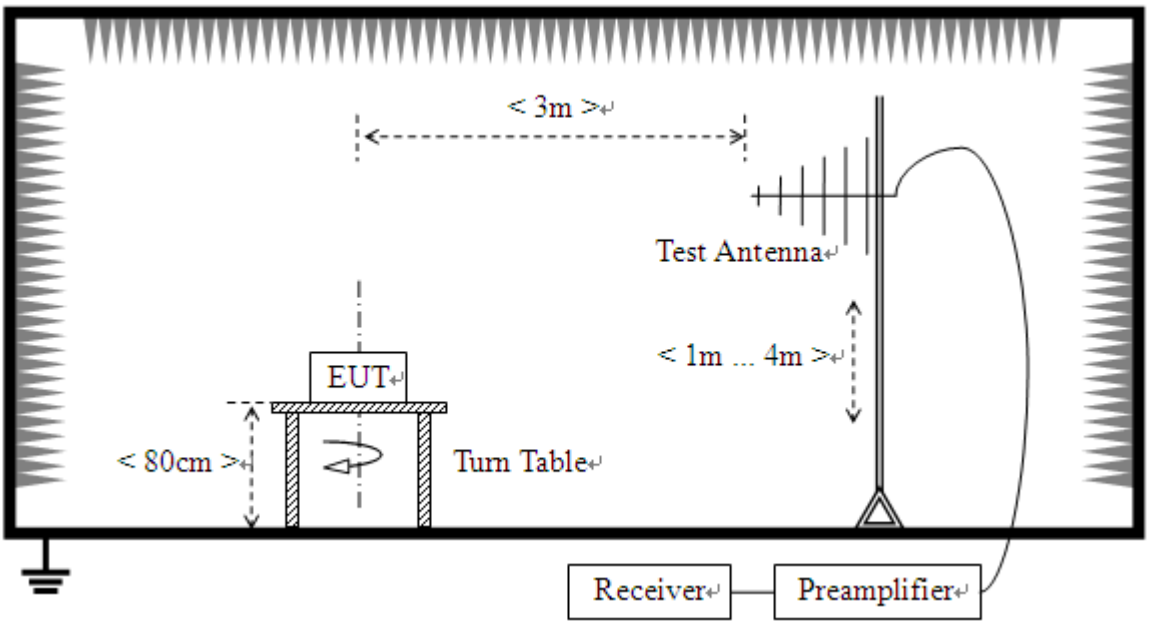

(For the test frequency from 30MHz to1GHz)

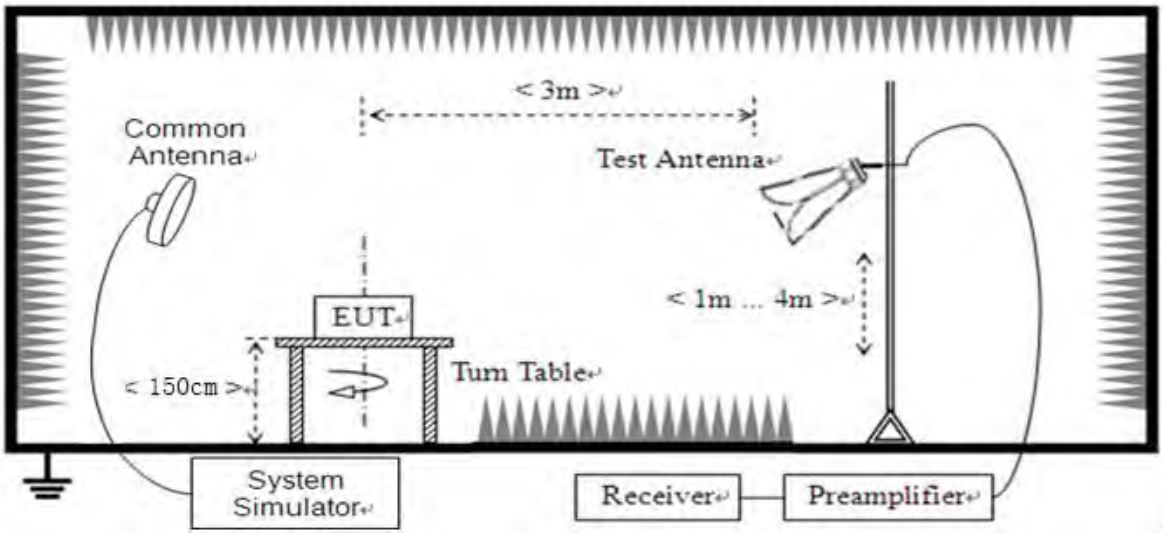

(For the test frequency above 1GHz)

The EUT is located in a 3m Full-Anechoic Chamber, the cable loss, air loss and so on of the site as factors are pre-calibrated using the "Substitution" method, and calculated to correct the reading.
A call is established between the EUT and the SS via a Common Antenna. The EUT is commanded by the SS to operate at the maximum and minimum output power, and only the test result of the maximum output power was recorded.
In the frequency range above 30MHz, Bi-Log Test Antenna (30MHz to 1GHz) and Horn Test Antenna (above 1GHz) are used. Test Antenna is 3m away from the EUT. Test Antenna height is varied from 1m to 4m above the ground and the Turn Table is actuated to turn from 0° to 360°to determine the maximum value of the radiated power. The emission levels at both horizontal and vertical polarizations should be tested. The Filters consists of Notch Filters and High Pass Filter.

Note: When doing measurements above 1GHz, the EUT has been within the 3dB cone width of the horn antenna during horizontal antenna.

2.7.3. Test Procedure

KDB 971168 D01v03 Section 5.8 and ANSI/TIA-603-E-2016.

For measurements below 1 GHz the resolution bandwidth is set to 100 kHz for peak detection measurements.

For measurements above 1GHz the resolution bandwidth is set to 1MHz, the video band width is set to 3MHz for peak measurements.

2.7.4. Test Result

The measurement frequency range is from 30MHz to the 10th harmonic of the fundamental frequency. The Turn Table is actuated to turn from 0° to 360°, and both horizontal and vertical polarizations of the Test Antenna are used to find the maximum radiated power. The lowest, middle and highest channels are tested to verify the out of band emissions.

The substitution corrections are obtained as described below:

$A_{SUBST} = P_{SUBST_TX} - P_{SUBST_RX} - L_{SUBST_CABLES} + G_{SUBST_TX_ANT}$

$A_{TOT} = L_{CABLES} + A_{SUBST}$

Where A_{SUBST} is the final substitution correction including receive antenna gain.

P_{SUBST_TX} is signal generator level,

P_{SUBST_RX} is receiver level,

L_{SUBST_CABLES} is cable losses including TX cable,

$G_{SUBST_TX_ANT}$ is substitution antenna gain.

A_{TOT} is total correction factor including cable loss and substitution correction

During the test, the data of A_{TOT} was added in the test spectrum analyze, so spectrum analyze reading is the final values which contain the data of A_{TOT}.

Note1: The power of the EUT transmitting frequency should be ignored.

Note2: All Spurious Emission tests were performed in X, Y, Z axis direction. And only the worst axis test condition was recorded in this test report.

Note3: All bandwidth and modulation were considered and evaluated respectively by performing full test for each band, only the worst cases (Max Bandwidth and QPSK mode) were recorded in this test report.

Note4: N/A means the frequency is the basic frequency or the base station frequency, they are no need to verdict.

Note5: The amplitude of emissions(18GHz to 10th harmonics) which are attenuated more than 20 dB below the limit are not be reported.

LTE Band 2, 20MHz BW, Low Channel, QPSK

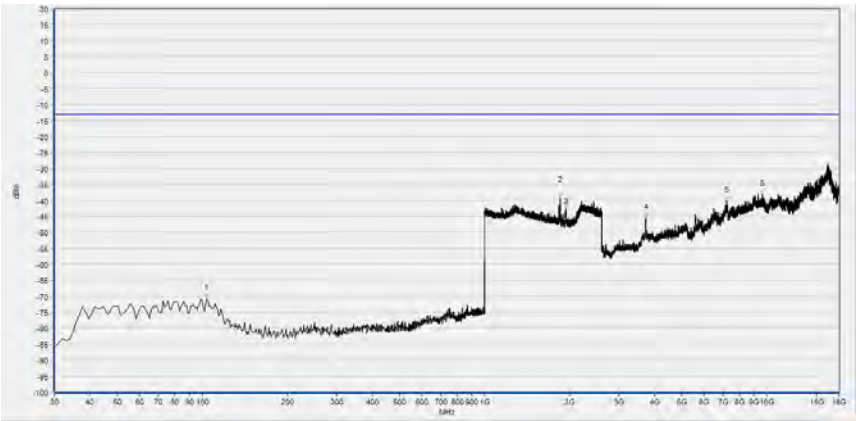

No.	Fre.(MHz)	PK (dBm)	Limit (dBm)	Antenna	Verdict
1	103.720	-70.69	-13.00	Horizontal	PASS
2	1851.541	-39.25	-13.00	Horizontal	N/A
3	1938.615	-42.62	-13.00	Horizontal	N/A
4	3728.605	-45.55	-13.00	Horizontal	PASS
5	7223.641	-40.18	-13.00	Horizontal	PASS
6	9626.478	-38.05	-13.00	Horizontal	PASS

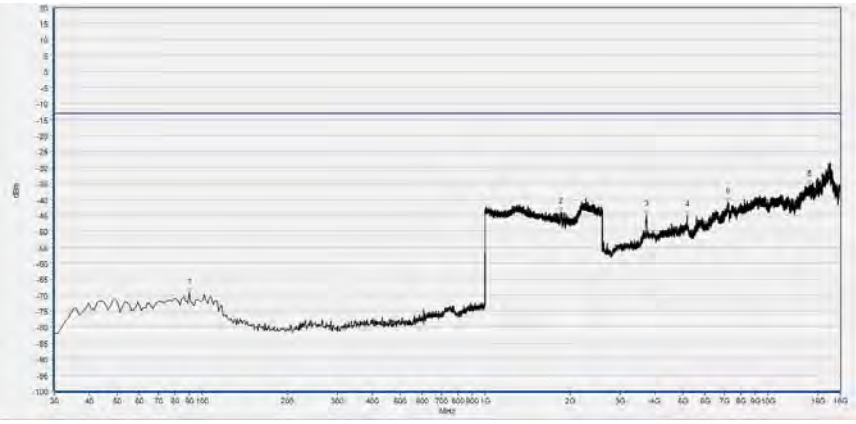

No.	Fre.(MHz)	PK (dBm)	Limit (dBm)	Antenna	Verdict
1	90.140	-69.07	-13.00	Vertical	PASS
2	1854.742	-43.88	-13.00	Vertical	N/A
3	3720.204	-44.70	-13.00	Vertical	PASS
4	5173.668	-44.94	-13.00	Vertical	PASS
5	7220.840	-40.89	-13.00	Vertical	PASS
6	14017.676	-35.40	-13.00	Vertical	PASS

LTE Band 2, 20MHz BW, Mid Channel, QPSK

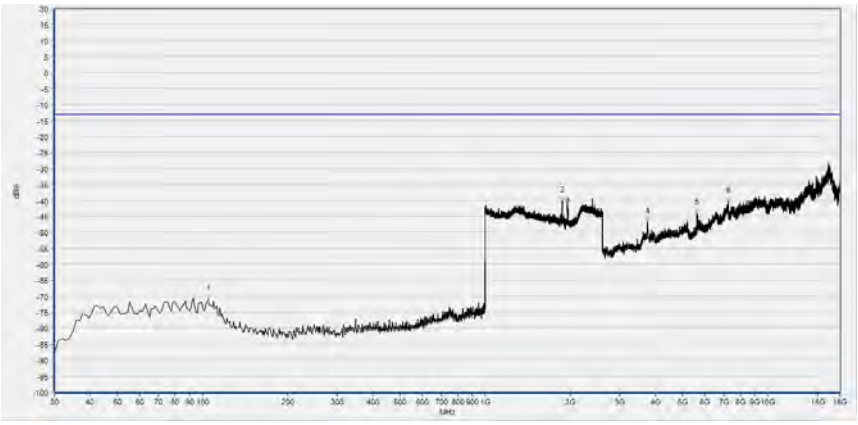

No.	Fre.(MHz)	PK (dBm)	Limit (dBm)	Antenna	Verdict
1	104.690	-70.96	-13.00	Horizontal	PASS
2	1873.950	-40.04	-13.00	Horizontal	N/A
3	1957.183	-41.00	-13.00	Horizontal	N/A
4	3751.009	-46.85	-13.00	Horizontal	PASS
5	5621.749	-43.96	-13.00	Horizontal	PASS
6	7243.244	-40.37	-13.00	Horizontal	PASS

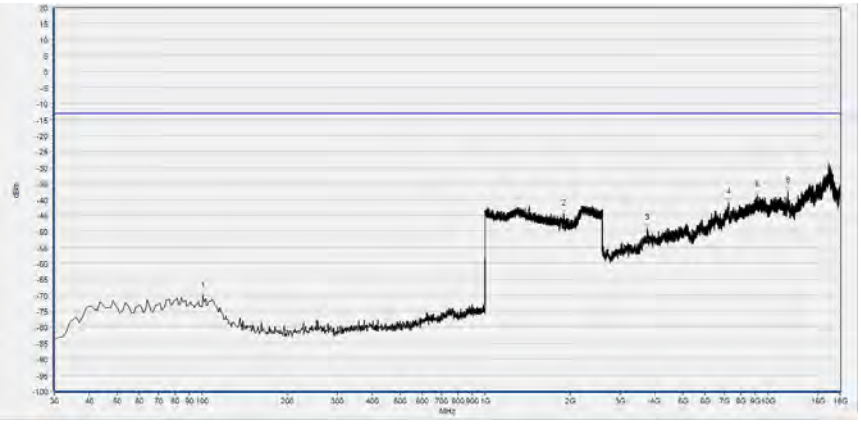

No.	Fre.(MHz)	PK (dBm)	Limit (dBm)	Antenna	Verdict
1	100.810	-70.24	-13.00	Vertical	PASS
2	1899.560	-44.67	-13.00	Vertical	N/A
3	3748.209	-49.11	-13.00	Vertical	PASS
4	7251.646	-40.98	-13.00	Vertical	PASS
5	9147.590	-38.70	-13.00	Vertical	PASS
6	11740.862	-37.38	-13.00	Vertical	PASS

LTE Band 2, 20MHz BW, High Channel, QPSK

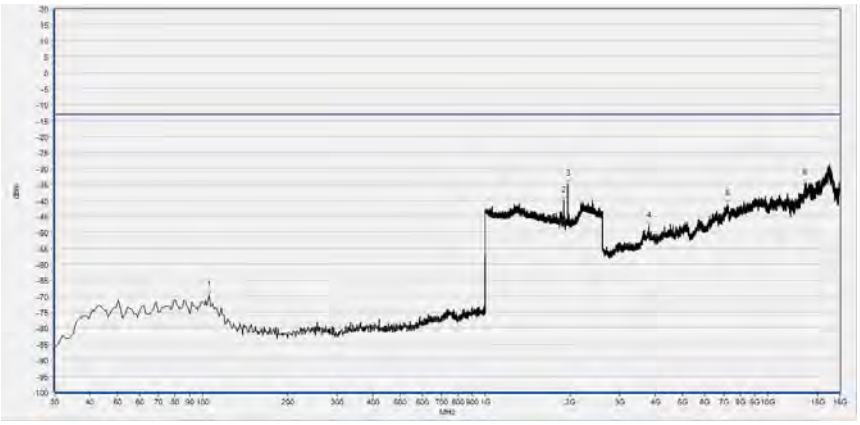

No.	Fre.(MHz)	PK (dBm)	Limit (dBm)	Antenna	Verdict
1	105.660	-69.59	-13.00	Horizontal	PASS
2	1899.560	-40.11	-13.00	Horizontal	N/A
3	1961.665	-34.93	-13.00	Horizontal	N/A
4	3798.618	-47.93	-13.00	Horizontal	PASS
5	7206.838	-41.21	-13.00	Horizontal	PASS
6	13566.794	-34.82	-13.00	Horizontal	PASS

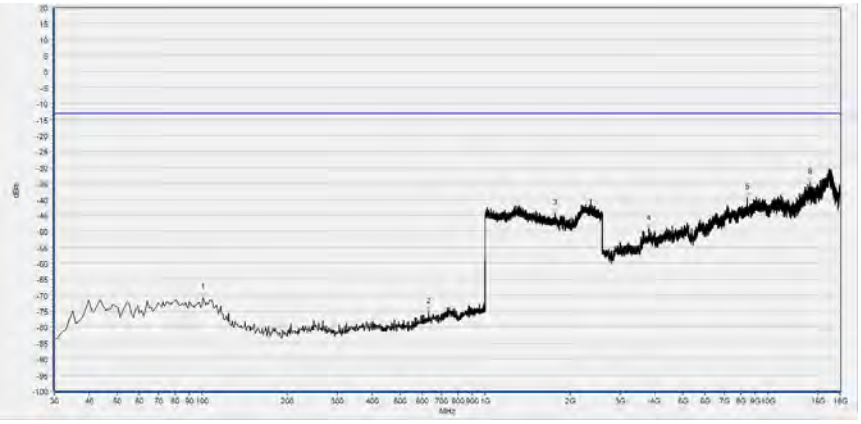

No.	Fre.(MHz)	PK (dBm)	Limit (dBm)	Antenna	Verdict
1	100.810	-70.67	-13.00	Vertical	PASS
2	630.430	-75.17	-13.00	Vertical	PASS
3	1769.588	-44.47	-13.00	Vertical	PASS
4	3793.017	-49.26	-13.00	Vertical	PASS
5	8447.463	-39.33	-13.00	Vertical	PASS
6	14079.287	-34.77	-13.00	Vertical	PASS

LTE Band 4, 20MHz BW, Low Channel, QPSK

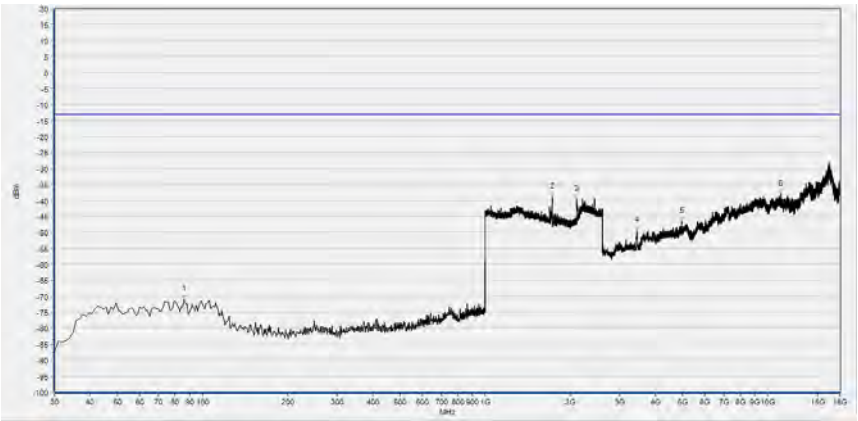

No.	Fre.(MHz)	PK (dBm)	Limit (dBm)	Antenna	Verdict
1	86.260	-70.91	-13.00	Horizontal	PASS
2	1727.971	-38.89	-13.00	Horizontal	N/A
3	2114.046	-39.76	-13.00	Horizontal	N/A
4	3445.754	-49.54	-13.00	Horizontal	PASS
5	4955.228	-46.49	-13.00	Horizontal	PASS
6	11130.351	-38.00	-13.00	Horizontal	PASS

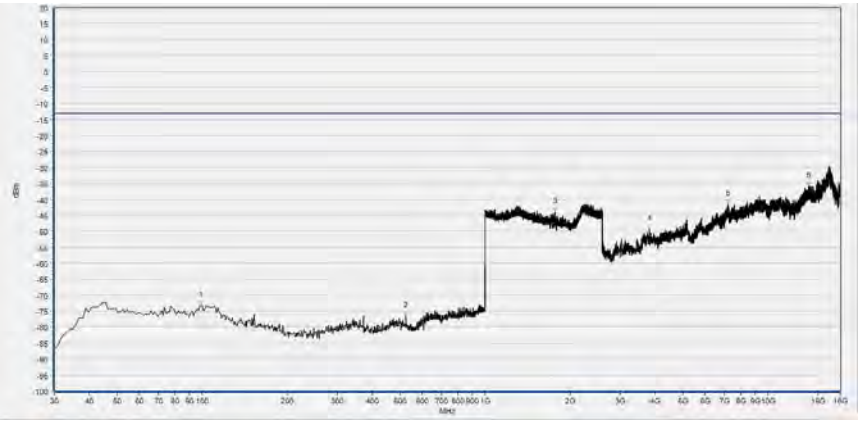

No.	Fre.(MHz)	PK (dBm)	Limit (dBm)	Antenna	Verdict
1	98.870	-73.10	-13.00	Vertical	PASS
2	525.670	-76.48	-13.00	Vertical	PASS
3	1771.509	-43.83	-13.00	Vertical	PASS
4	3815.421	-49.36	-13.00	Vertical	PASS
5	7223.641	-41.56	-13.00	Vertical	PASS
6	13930.860	-35.96	-13.00	Vertical	PASS

LTE Band 4, 20MHz BW, Mid Channel, QPSK

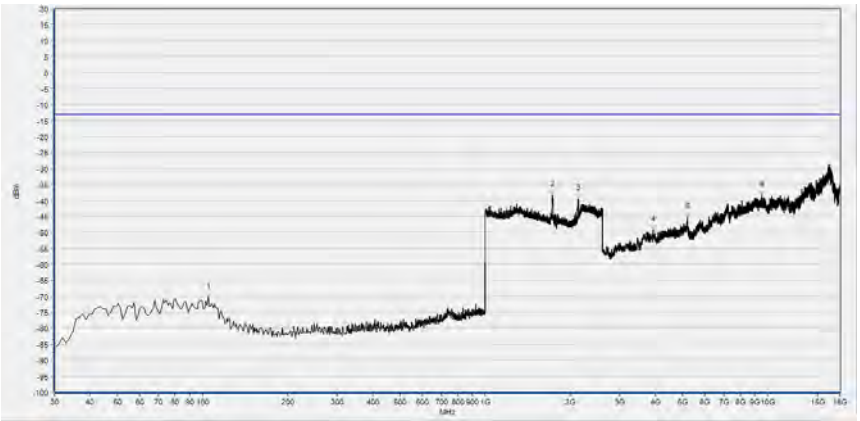

No.	Fre.(MHz)	PK (dBm)	Limit (dBm)	Antenna	Verdict
1	104.690	-70.29	-13.00	Horizontal	PASS
2	1733.733	-38.40	-13.00	Horizontal	N/A
3	2140.296	-39.42	-13.00	Horizontal	N/A
4	3930.242	-49.36	-13.00	Horizontal	PASS
5	5201.673	-45.31	-13.00	Horizontal	PASS
6	9548.063	-38.26	-13.00	Horizontal	PASS

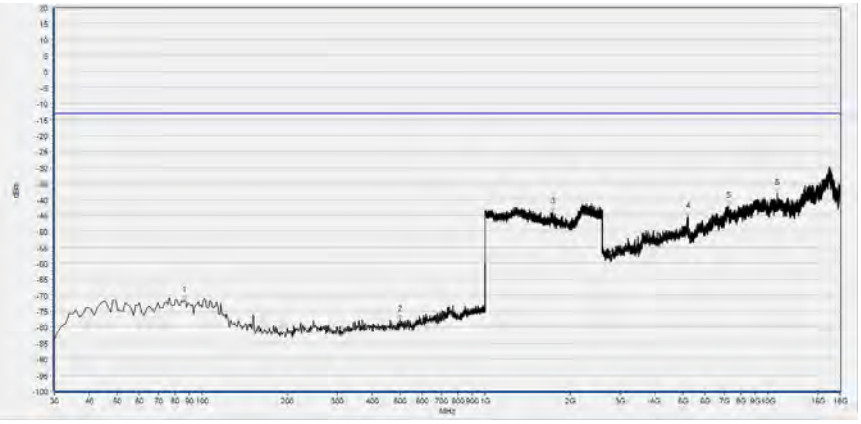

No.	Fre.(MHz)	PK (dBm)	Limit (dBm)	Antenna	Verdict
1	86.260	-71.63	-13.00	Vertical	PASS
2	499.480	-77.76	-13.00	Vertical	PASS
3	1733.093	-43.97	-13.00	Vertical	PASS
4	5204.474	-45.47	-13.00	Vertical	PASS
5	7246.045	-42.21	-13.00	Vertical	PASS
6	10799.891	-38.19	-13.00	Vertical	PASS

LTE Band 4, 20MHz BW, High Channel, QPSK

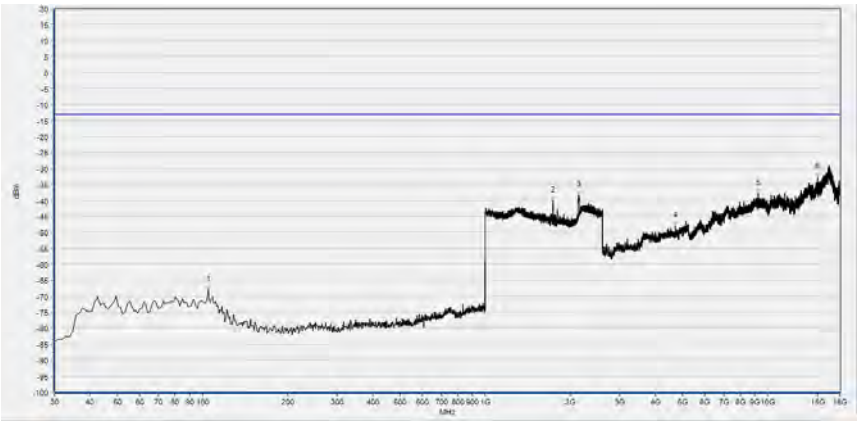

No.	Fre.(MHz)	PK (dBm)	Limit (dBm)	Antenna	Verdict
1	104.690	-68.08	-13.00	Horizontal	PASS
2	1736.295	-40.18	-13.00	Horizontal	N/A
3	2146.699	-38.29	-13.00	Horizontal	N/A
4	4711.584	-48.01	-13.00	Horizontal	PASS
5	9282.015	-37.96	-13.00	Horizontal	PASS
6	15006.256	-32.64	-13.00	Horizontal	PASS

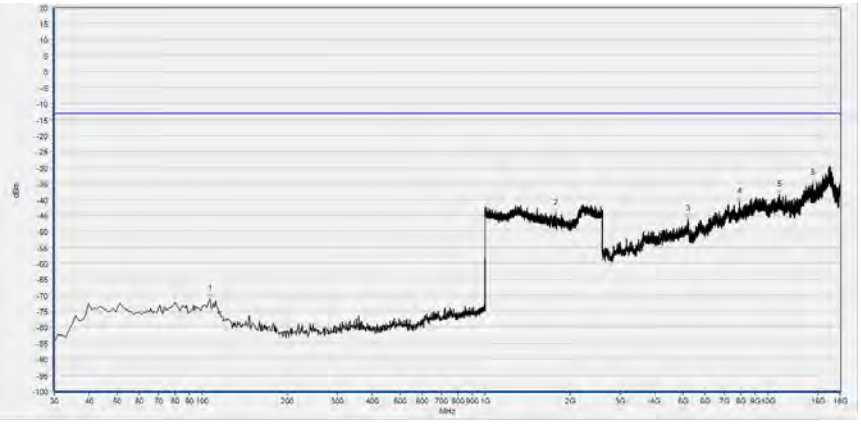

No.	Fre.(MHz)	PK (dBm)	Limit (dBm)	Antenna	Verdict
1	106.630	-71.25	-13.00	Vertical	PASS
2	1777.271	-44.31	-13.00	Vertical	PASS
3	5212.875	-46.07	-13.00	Vertical	PASS
4	7948.973	-40.79	-13.00	Vertical	PASS
5	10965.121	-38.63	-13.00	Vertical	PASS
6	14429.351	-35.03	-13.00	Vertical	PASS

LTE Band 5, 10MHz BW, Low Channel, QPSK

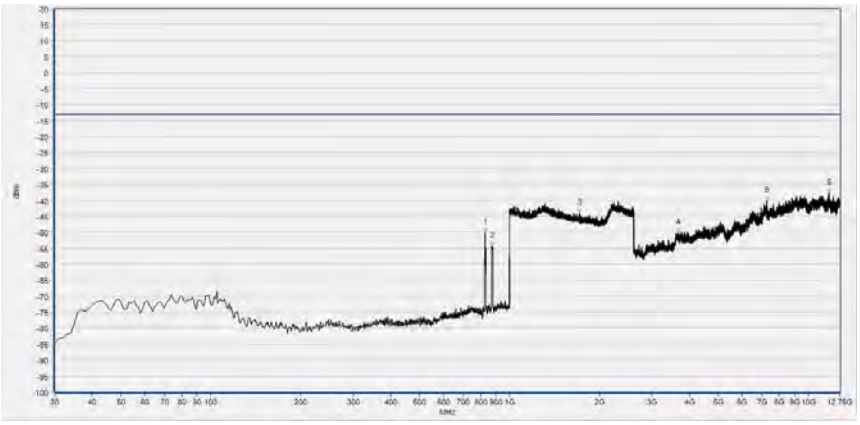

No.	Fre.(MHz)	PK (dBm)	Limit (dBm)	Antenna	Verdict
1	827.340	-50.23	-13.00	Horizontal	N/A
2	874.870	-54.46	-13.00	Horizontal	N/A
3	1710.684	-43.88	-13.00	Horizontal	PASS
4	3663.175	-50.27	-13.00	Horizontal	PASS
5	7247.700	-40.20	-13.00	Horizontal	PASS
6	11760.656	-37.74	-13.00	Horizontal	PASS

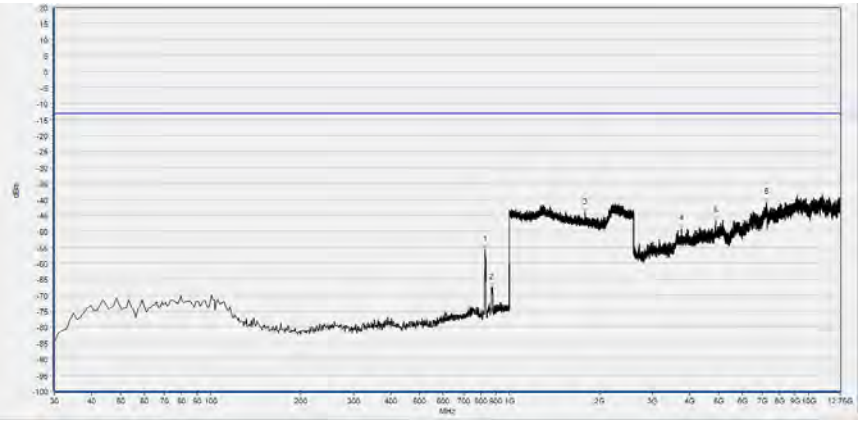

No.	Fre.(MHz)	PK (dBm)	Limit (dBm)	Antenna	Verdict
1	827.340	-55.81	-13.00	Vertical	N/A
2	870.020	-67.57	-13.00	Vertical	N/A
3	1790.716	-44.09	-13.00	Vertical	PASS
4	3751.773	-49.38	-13.00	Vertical	PASS
5	4883.242	-46.87	-13.00	Vertical	PASS
6	7242.162	-41.00	-13.00	Vertical	PASS

LTE Band 5, 10MHz BW, Mid Channel, QPSK

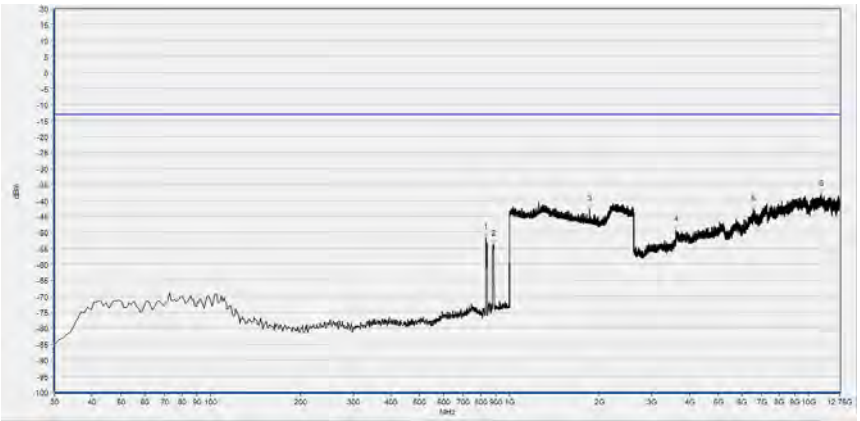

No.	Fre.(MHz)	PK (dBm)	Limit (dBm)	Antenna	Verdict
1	834.130	-51.78	-13.00	Horizontal	N/A
2	883.600	-53.69	-13.00	Horizontal	N/A
3	1850.900	-42.85	-13.00	Horizontal	PASS
4	3613.339	-49.38	-13.00	Horizontal	PASS
5	6533.379	-42.90	-13.00	Horizontal	PASS
6	11027.878	-38.20	-13.00	Horizontal	PASS

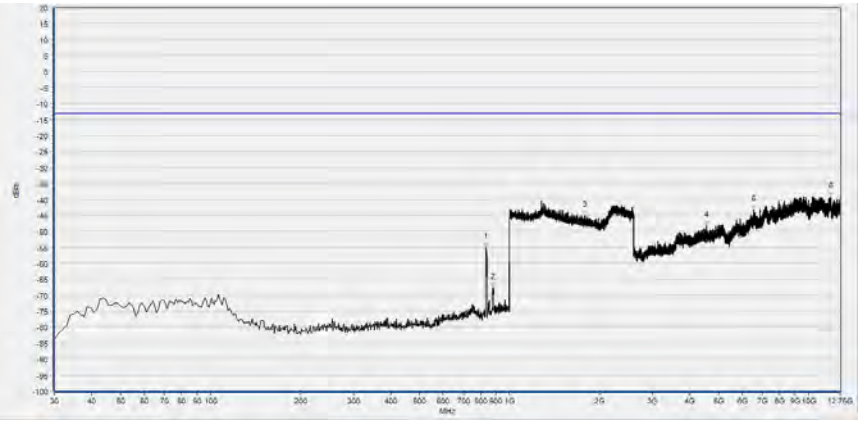

No.	Fre.(MHz)	PK (dBm)	Limit (dBm)	Antenna	Verdict
1	834.130	-55.13	-13.00	Vertical	N/A
2	878.750	-67.69	-13.00	Vertical	N/A
3	1783.673	-44.98	-13.00	Vertical	PASS
4	4562.075	-48.23	-13.00	Vertical	PASS
5	6555.528	-43.34	-13.00	Vertical	PASS
6	11858.483	-39.23	-13.00	Vertical	PASS

LTE Band 5, 10MHz BW, High Channel, QPSK

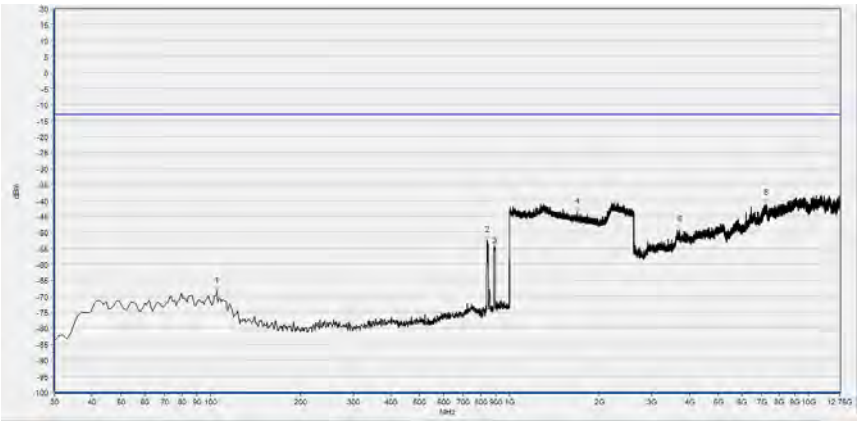

No.	Fre.(MHz)	PK (dBm)	Limit (dBm)	Antenna	Verdict
1	104.690	-68.52	-13.00	Horizontal	PASS
2	841.890	-52.71	-13.00	Horizontal	N/A
3	889.420	-54.45	-13.00	Horizontal	N/A
4	1687.635	-43.72	-13.00	Horizontal	PASS
5	3703.783	-49.34	-13.00	Horizontal	PASS
6	7216.321	-41.05	-13.00	Horizontal	PASS

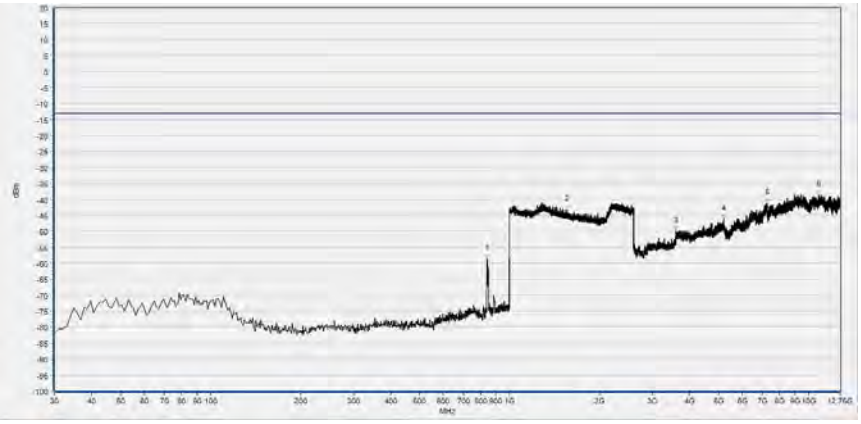

No.	Fre.(MHz)	PK (dBm)	Limit (dBm)	Antenna	Verdict
1	839.950	-58.62	-13.00	Vertical	N/A
2	1555.102	-43.22	-13.00	Vertical	PASS
3	3605.956	-49.88	-13.00	Vertical	PASS
4	5204.410	-46.16	-13.00	Vertical	PASS
5	7255.083	-41.18	-13.00	Vertical	PASS
6	10791.617	-38.74	-13.00	Vertical	PASS

LTE Band 7, 20MHz BW, Low Channel, QPSK

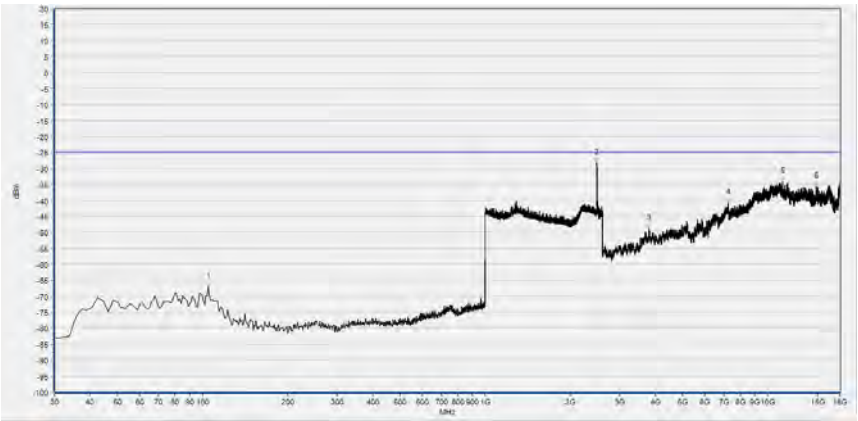

No.	Fre.(MHz)	PK (dBm)	Limit (dBm)	Antenna	Verdict
1	104.690	-66.87	-25.00	Horizontal	PASS
2	2486.675	-28.35	-25.00	Horizontal	N/A
3	3793.017	-48.89	-25.00	Horizontal	PASS
4	7237.643	-40.83	-25.00	Horizontal	PASS
5	11275.977	-34.07	-25.00	Horizontal	PASS
6	14852.228	-35.74	-25.00	Horizontal	PASS

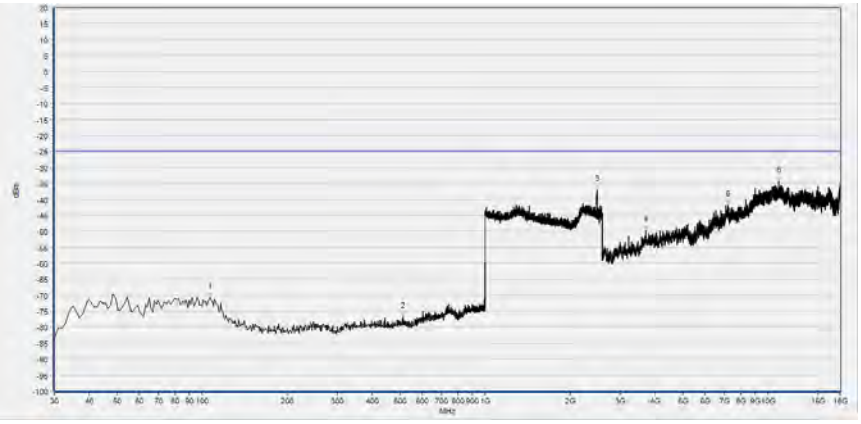

No.	Fre.(MHz)	PK (dBm)	Limit (dBm)	Antenna	Verdict
1	106.630	-70.66	-25.00	Vertical	PASS
2	513.060	-76.83	-25.00	Vertical	PASS
3	2487.315	-37.06	-25.00	Vertical	N/A
4	3706.201	-49.61	-25.00	Vertical	PASS
5	7229.242	-41.76	-25.00	Vertical	PASS
6	10909.111	-34.30	-25.00	Vertical	PASS

LTE Band 7, 20MHz BW, Mid Channel, QPSK

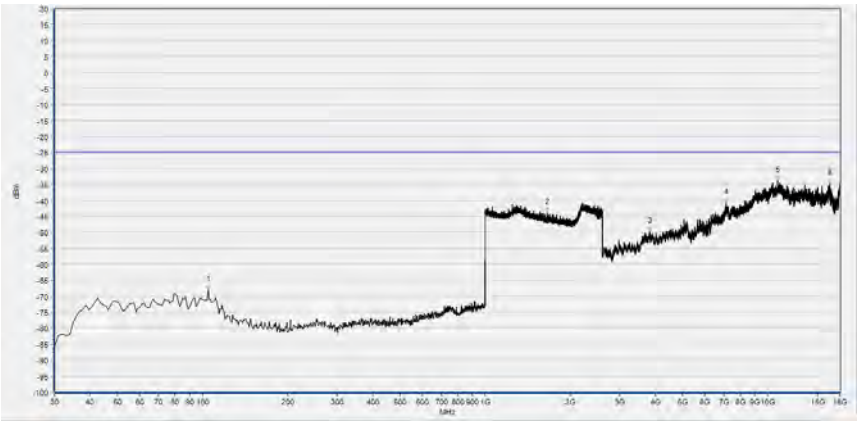

No.	Fre.(MHz)	PK (dBm)	Limit (dBm)	Antenna	Verdict
1	104.690	-68.07	-25.00	Horizontal	PASS
2	1657.543	-43.98	-25.00	Horizontal	PASS
3	3821.022	-49.74	-25.00	Horizontal	PASS
4	7111.620	-40.85	-25.00	Horizontal	PASS
5	10827.896	-33.93	-25.00	Horizontal	PASS
6	16563.339	-34.83	-25.00	Horizontal	PASS

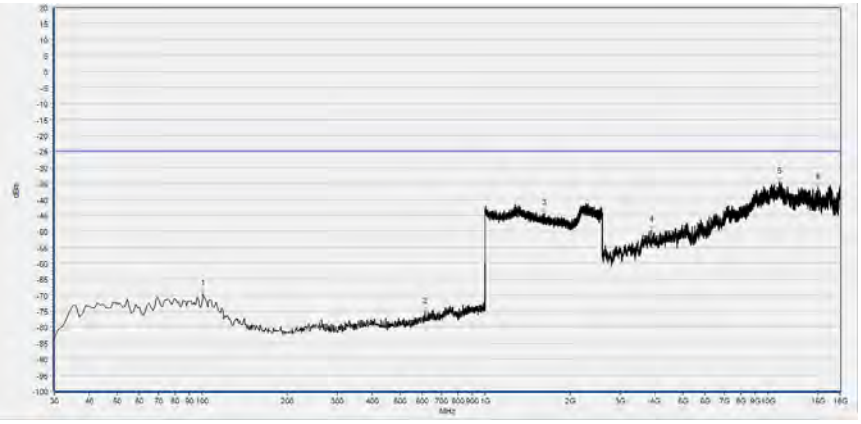

No.	Fre.(MHz)	PK (dBm)	Limit (dBm)	Antenna	Verdict
1	100.810	-69.70	-25.00	Vertical	PASS
2	614.910	-75.25	-25.00	Vertical	PASS
3	1624.890	-44.36	-25.00	Vertical	PASS
4	3874.232	-49.62	-25.00	Vertical	PASS
5	10995.927	-34.54	-25.00	Vertical	PASS
6	15039.862	-36.35	-25.00	Vertical	PASS

LTE Band 7, 20MHz BW, High Channel, QPSK

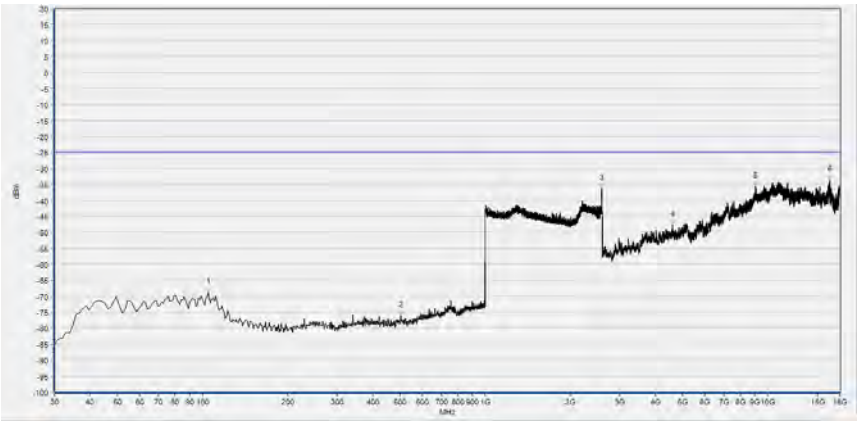

No.	Fre.(MHz)	PK (dBm)	Limit (dBm)	Antenna	Verdict
1	104.690	-68.68	-25.00	Horizontal	PASS
2	504.330	-76.08	-25.00	Horizontal	PASS
3	2586.555	-36.32	-25.00	Horizontal	N/A
4	4602.364	-47.78	-25.00	Horizontal	PASS
5	9063.575	-35.68	-25.00	Horizontal	PASS
6	16543.735	-33.67	-25.00	Horizontal	PASS

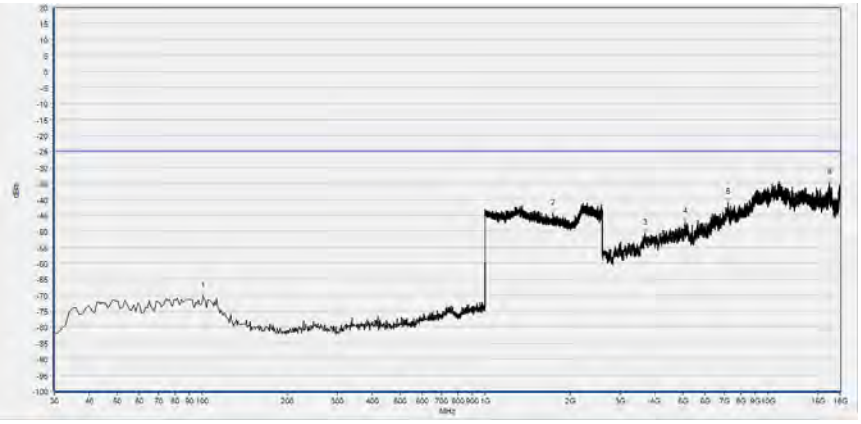

No.	Fre.(MHz)	PK (dBm)	Limit (dBm)	Antenna	Verdict
1	100.810	-70.32	-25.00	Vertical	PASS
2	1733.733	-44.43	-25.00	Vertical	PASS
3	3678.196	-50.52	-25.00	Vertical	PASS
4	5084.052	-47.15	-25.00	Vertical	PASS
5	7240.444	-40.92	-25.00	Vertical	PASS
6	16510.129	-34.67	-25.00	Vertical	PASS

LTE Band 12, 10MHz BW, Low Channel, QPSK

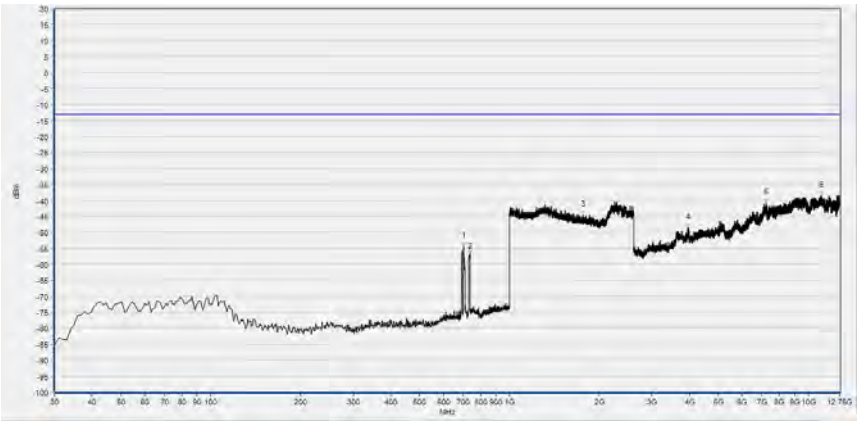

No.	Fre.(MHz)	PK (dBm)	Limit (dBm)	Antenna	Verdict
1	701.912	-54.41	-13.00	Horizontal	N/A
2	736.867	-56.97	-13.00	Horizontal	N/A
3	1759.186	-44.54	-13.00	Horizontal	PASS
4	3954.281	-48.71	-13.00	Horizontal	PASS
5	7243.539	-40.75	-13.00	Horizontal	PASS
6	11050.550	-38.65	-13.00	Horizontal	PASS

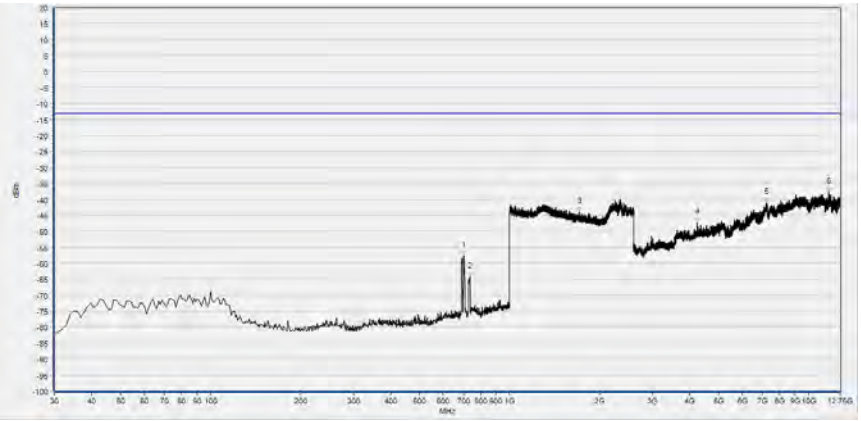

No.	Fre.(MHz)	PK (dBm)	Limit (dBm)	Antenna	Verdict
1	702.883	-57.50	-13.00	Vertical	N/A
2	735.896	-64.23	-13.00	Vertical	N/A
3	1713.838	-43.99	-13.00	Vertical	PASS
4	4250.720	-47.36	-13.00	Vertical	PASS
5	7233.387	-40.99	-13.00	Vertical	PASS
6	11675.915	-37.73	-13.00	Vertical	PASS

LTE Band 12, 10MHz BW, Mid Channel, QPSK

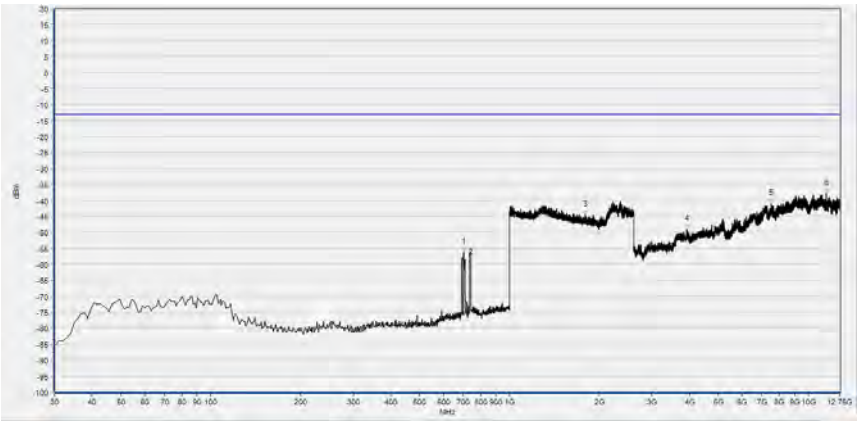

No.	Fre.(MHz)	PK (dBm)	Limit (dBm)	Antenna	Verdict
1	702.883	-56.25	-13.00	Horizontal	N/A
2	740.751	-56.17	-13.00	Horizontal	N/A
3	1795.465	-44.55	-13.00	Horizontal	PASS
4	3921.794	-48.97	-13.00	Horizontal	PASS
5	7509.522	-40.99	-13.00	Horizontal	PASS
6	11478.966	-37.87	-13.00	Horizontal	PASS

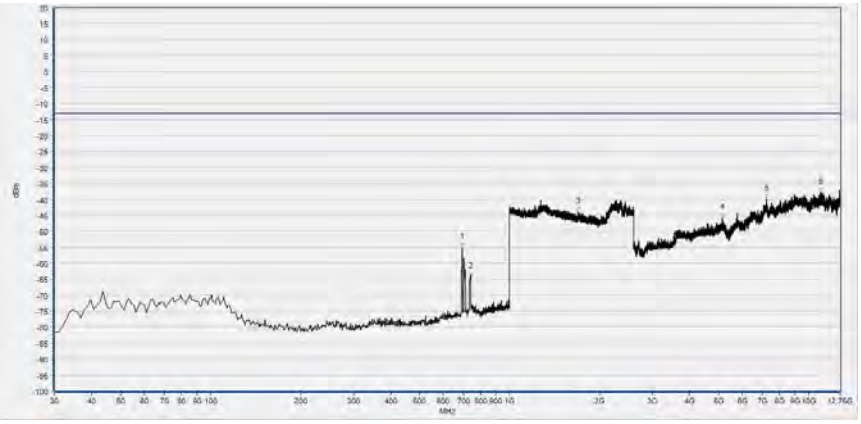

No.	Fre.(MHz)	PK (dBm)	Limit (dBm)	Antenna	Verdict
1	694.144	-55.02	-13.00	Vertical	N/A
2	740.751	-64.21	-13.00	Vertical	N/A
3	1690.363	-43.84	-13.00	Vertical	PASS
4	5129.886	-45.64	-13.00	Vertical	PASS
5	7231.356	-39.91	-13.00	Vertical	PASS
6	10983.547	-37.94	-13.00	Vertical	PASS

LTE Band 12, 10MHz BW, High Channel, QPSK

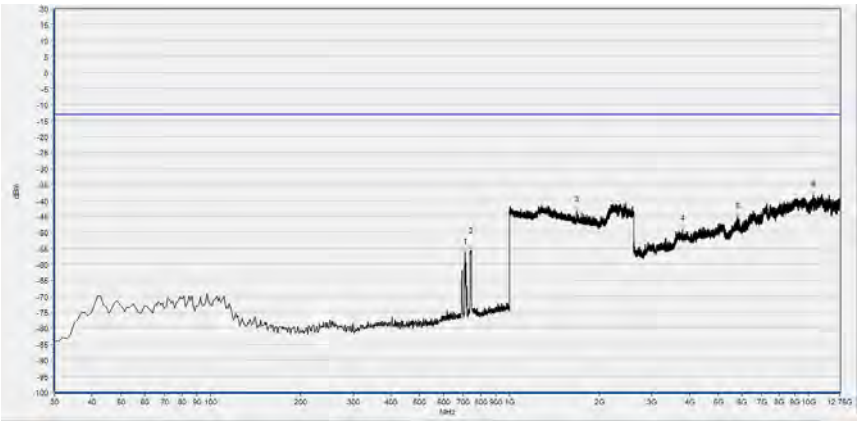

No.	Fre.(MHz)	PK (dBm)	Limit (dBm)	Antenna	Verdict
1	708.709	-56.53	-13.00	Horizontal	N/A
2	741.722	-55.83	-13.00	Horizontal	N/A
3	1677.559	-43.29	-13.00	Horizontal	PASS
4	3791.848	-49.16	-13.00	Horizontal	PASS
5	5808.042	-45.30	-13.00	Horizontal	PASS
6	10415.033	-38.24	-13.00	Horizontal	PASS

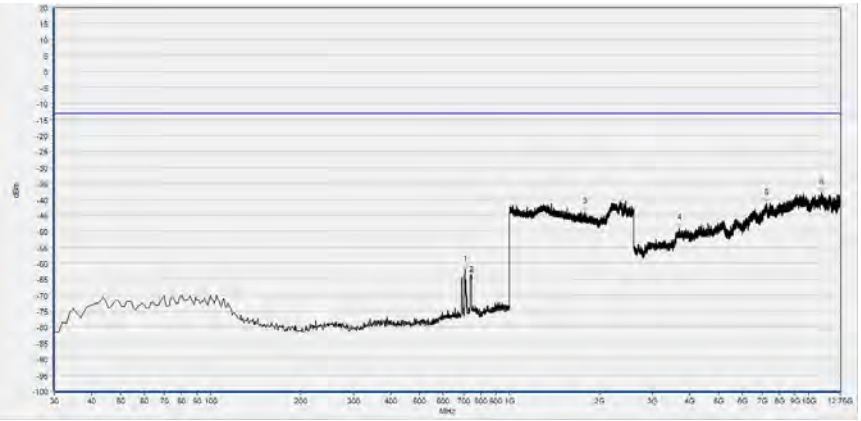

No.	Fre.(MHz)	PK (dBm)	Limit (dBm)	Antenna	Verdict
1	709.680	-62.04	-13.00	Vertical	N/A
2	743.664	-63.37	-13.00	Vertical	N/A
3	1789.063	-43.99	-13.00	Vertical	PASS
4	3688.298	-49.02	-13.00	Vertical	PASS
5	7227.295	-41.31	-13.00	Vertical	PASS
6	11060.702	-37.94	-13.00	Vertical	PASS

LTE Band 13, 10MHz BW, Low Channel, QPSK

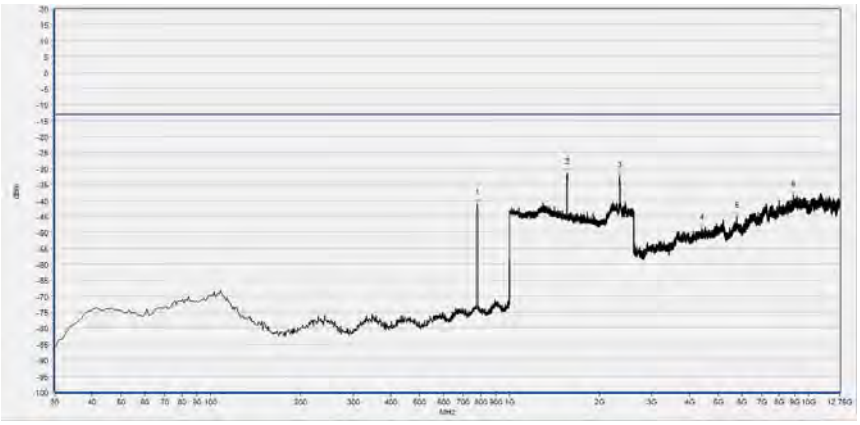

No.	Fre.(MHz)	PK (dBm)	Limit (dBm)	Antenna	Verdict
1	778.840	-41.10	-13.00	Horizontal	N/A
2	1558.944	-31.35	-13.00	Horizontal	PASS
3	2336.855	-32.36	-13.00	Horizontal	PASS
4	4388.571	-48.78	-13.00	Horizontal	PASS
5	5754.455	-44.94	-13.00	Horizontal	PASS
6	8918.140	-38.36	-13.00	Horizontal	PASS

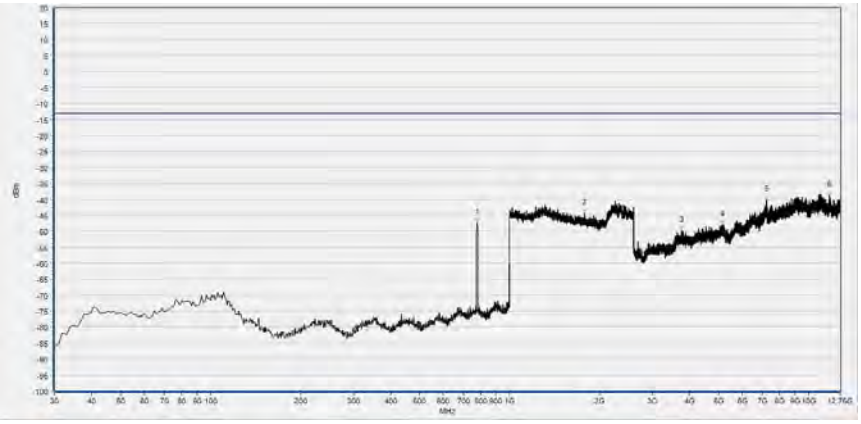

No.	Fre.(MHz)	PK (dBm)	Limit (dBm)	Antenna	Verdict
1	779.810	-47.19	-13.00	Vertical	N/A
2	1781.112	-44.36	-13.00	Vertical	PASS
3	3761.002	-49.82	-13.00	Vertical	PASS
4	5130.578	-47.94	-13.00	Vertical	PASS
5	7238.471	-40.06	-13.00	Vertical	PASS
6	11731.124	-38.76	-13.00	Vertical	PASS

LTE Band 13, 10MHz BW, Mid Channel, QPSK

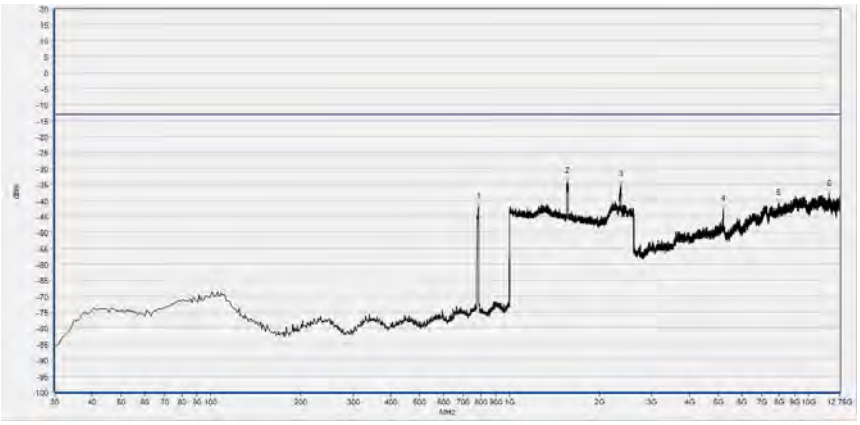

No.	Fre.(MHz)	PK (dBm)	Limit (dBm)	Antenna	Verdict
1	786.600	-42.02	-13.00	Horizontal	N/A
2	1563.425	-34.15	-13.00	Horizontal	PASS
3	2354.782	-35.29	-13.00	Horizontal	PASS
4	5182.260	-42.70	-13.00	Horizontal	PASS
5	7941.717	-40.97	-13.00	Horizontal	PASS
6	11745.890	-38.06	-13.00	Horizontal	PASS

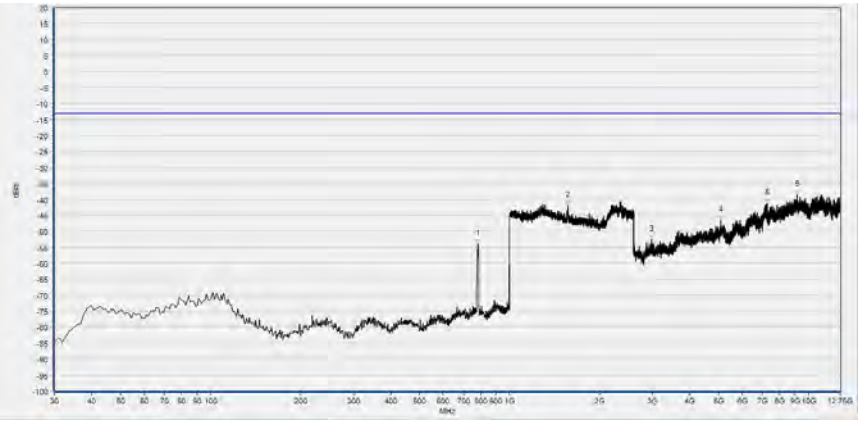

No.	Fre.(MHz)	PK (dBm)	Limit (dBm)	Antenna	Verdict
1	785.630	-54.06	-13.00	Vertical	N/A
2	1570.468	-41.94	-13.00	Vertical	PASS
3	2987.616	-52.66	-13.00	Vertical	PASS
4	5088.125	-46.58	-13.00	Vertical	PASS
5	7255.083	-41.21	-13.00	Vertical	PASS
6	9141.480	-38.64	-13.00	Vertical	PASS

LTE Band 13, 10MHz BW, High Channel, QPSK

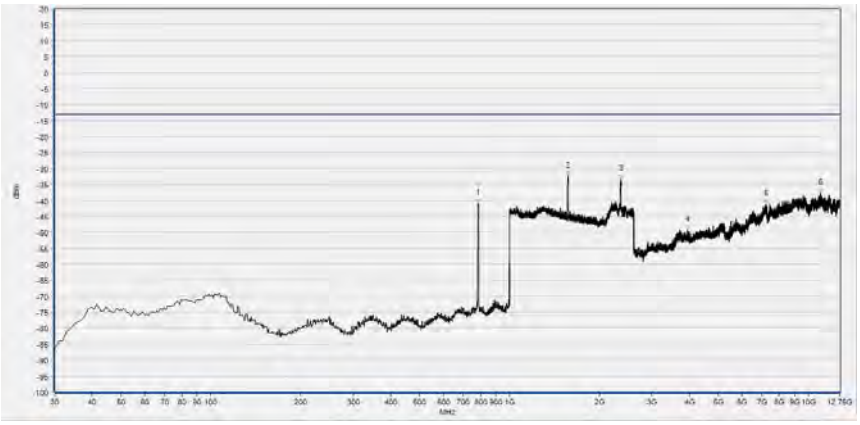

No.	Fre.(MHz)	PK (dBm)	Limit (dBm)	Antenna	Verdict
1	784.660	-41.06	-13.00	Horizontal	N/A
2	1571.108	-32.54	-13.00	Horizontal	PASS
3	2357.343	-33.48	-13.00	Horizontal	PASS
4	3941.889	-49.33	-13.00	Horizontal	PASS
5	7244.008	-41.20	-13.00	Horizontal	PASS
6	10989.116	-37.56	-13.00	Horizontal	PASS

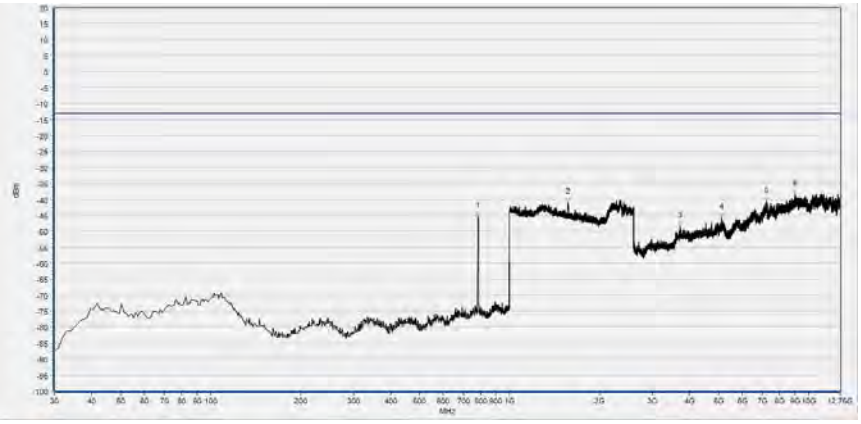

No.	Fre.(MHz)	PK (dBm)	Limit (dBm)	Antenna	Verdict
1	784.660	-45.16	-13.00	Vertical	N/A
2	1569.188	-40.92	-13.00	Vertical	PASS
3	3711.166	-48.29	-13.00	Vertical	PASS
4	5110.275	-45.68	-13.00	Vertical	PASS
5	7218.167	-40.70	-13.00	Vertical	PASS
6	9021.504	-38.40	-13.00	Vertical	PASS

LTE Band 13,1559MHz-1610MHz, 5MHz BW, Mid Channel, QPSK

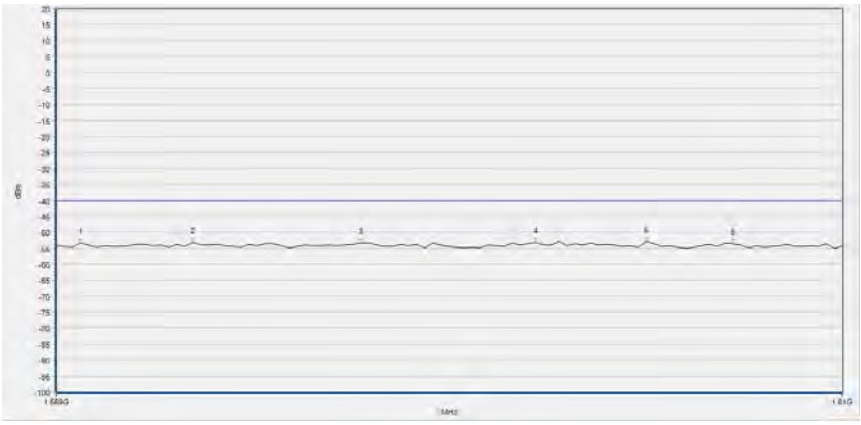

No.	Fre.(MHz)	PK (dBm)	Limit (dBm)	Antenna	Verdict
1	1561.565	-53.31	-40.00	Horizontal	PASS
2	1567.750	-53.12	-40.00	Horizontal	PASS
3	1579.676	-53.45	-40.00	Horizontal	PASS
4	1589.909	-53.07	-40.00	Horizontal	PASS
5	1597.121	-52.91	-40.00	Horizontal	PASS
6	1603.788	-53.67	-40.00	Horizontal	PASS

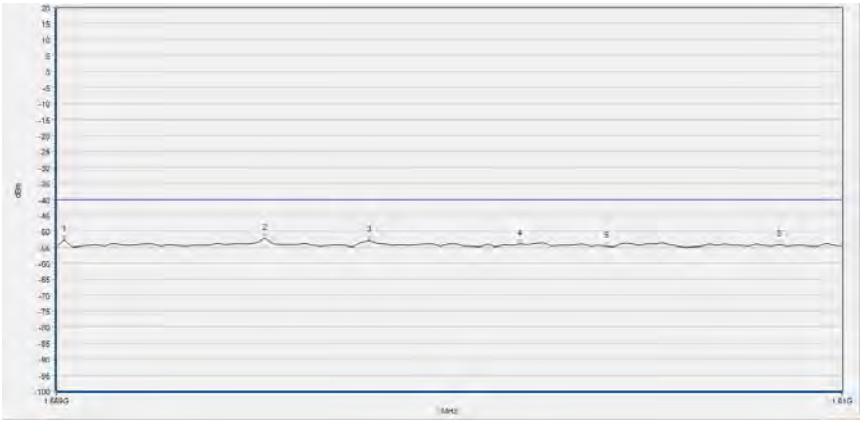

No.	Fre.(MHz)	PK (dBm)	Limit (dBm)	Antenna	Verdict
1	1559.610	-52.67	-40.00	Vertical	PASS
2	1572.412	-52.22	-40.00	Vertical	PASS
3	1589.091	-52.93	-40.00	Vertical	PASS
4	1588.879	-53.96	-40.00	Vertical	PASS
5	1594.545	-54.70	-40.00	Vertical	PASS
6	1606.879	-54.33	-40.00	Vertical	PASS

LTE Band 17, 10MHz BW, Low Channel, QPSK

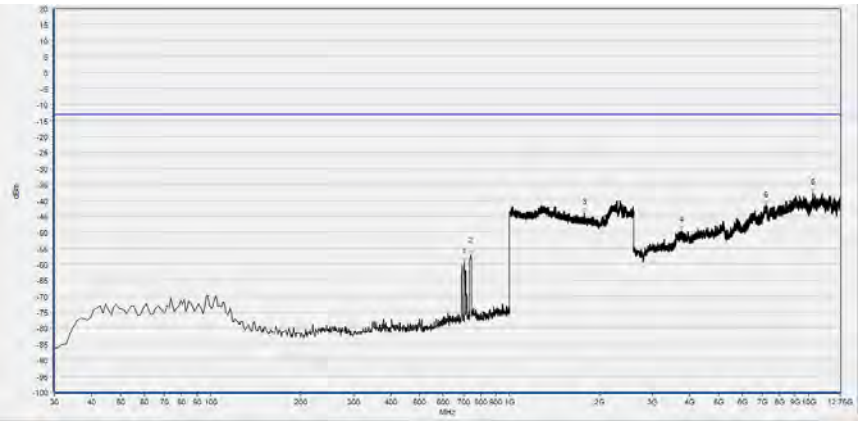

No.	Fre.(MHz)	PK (dBm)	Limit (dBm)	Antenna	Verdict
1	704.825	-59.43	-13.00	Horizontal	N/A
2	741.722	-57.04	-13.00	Horizontal	N/A
3	1782.661	-43.96	-13.00	Horizontal	PASS
4	3757.331	-49.42	-13.00	Horizontal	PASS
5	7206.991	-41.57	-13.00	Horizontal	PASS
6	10358.182	-37.62	-13.00	Horizontal	PASS

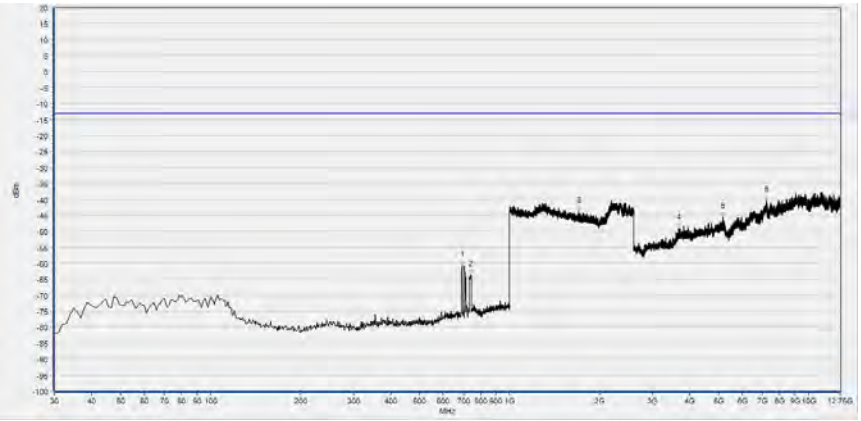

No.	Fre.(MHz)	PK (dBm)	Limit (dBm)	Antenna	Verdict
1	693.173	-60.61	-13.00	Vertical	N/A
2	742.693	-63.67	-13.00	Vertical	N/A
3	1704.235	-43.72	-13.00	Vertical	PASS
4	3674.085	-49.07	-13.00	Vertical	PASS
5	5164.403	-45.54	-13.00	Vertical	PASS
6	7249.630	-40.33	-13.00	Vertical	PASS

LTE Band 17, 10MHz BW, Mid Channel, QPSK

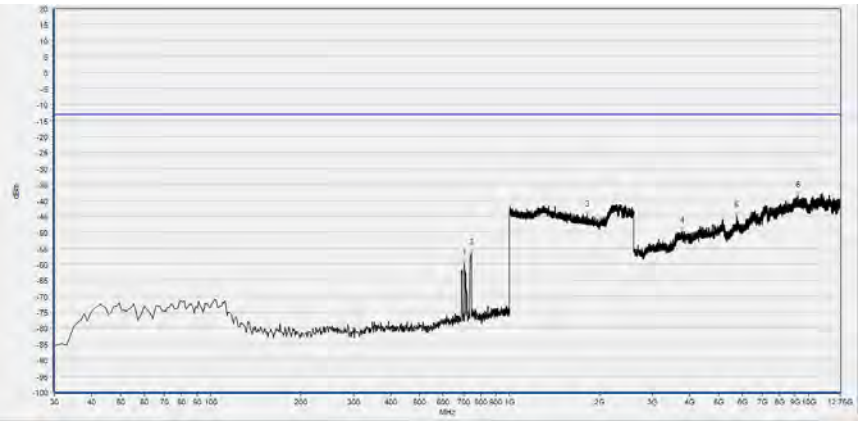

No.	Fre.(MHz)	PK (dBm)	Limit (dBm)	Antenna	Verdict
1	705.796	-59.69	-13.00	Horizontal	N/A
2	744.635	-56.59	-13.00	Horizontal	N/A
3	1817.873	-44.61	-13.00	Horizontal	PASS
4	3773.575	-49.69	-13.00	Horizontal	PASS
5	5757.281	-44.86	-13.00	Horizontal	PASS
6	9215.063	-38.57	-13.00	Horizontal	PASS

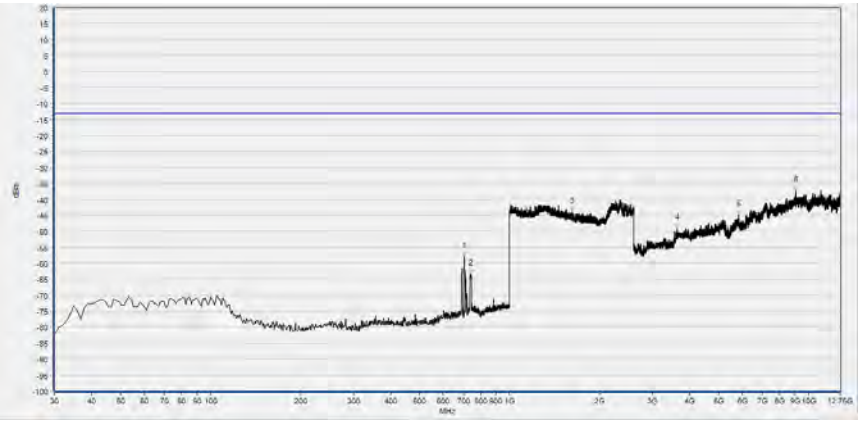

No.	Fre.(MHz)	PK (dBm)	Limit (dBm)	Antenna	Verdict
1	705.796	-57.84	-13.00	Vertical	N/A
2	740.751	-63.31	-13.00	Vertical	N/A
3	1619.406	-43.86	-13.00	Vertical	PASS
4	3641.598	-49.16	-13.00	Vertical	PASS
5	5824.285	-44.78	-13.00	Vertical	PASS
6	9083.087	-37.31	-13.00	Vertical	PASS

LTE Band 17, 10MHz BW, High Channel, QPSK

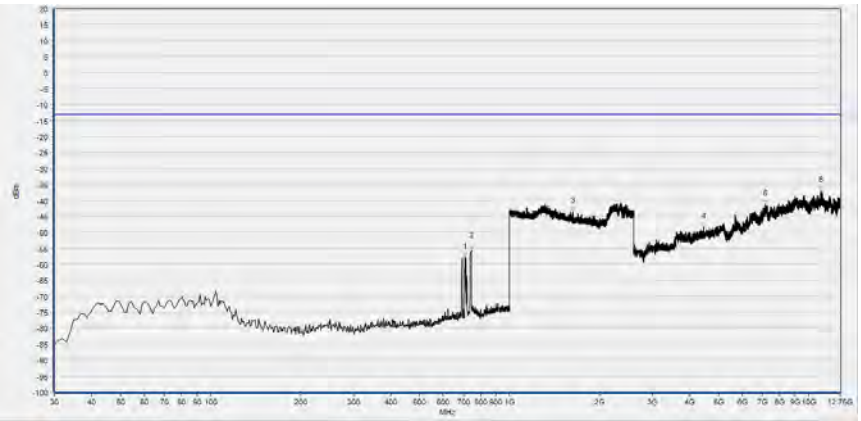

No.	Fre.(MHz)	PK (dBm)	Limit (dBm)	Antenna	Verdict
1	709.680	-57.72	-13.00	Horizontal	N/A
2	744.635	-55.85	-13.00	Horizontal	N/A
3	1626.342	-43.51	-13.00	Horizontal	PASS
4	4461.882	-48.44	-13.00	Horizontal	PASS
5	7174.505	-41.14	-13.00	Horizontal	PASS
6	11011.972	-37.03	-13.00	Horizontal	PASS

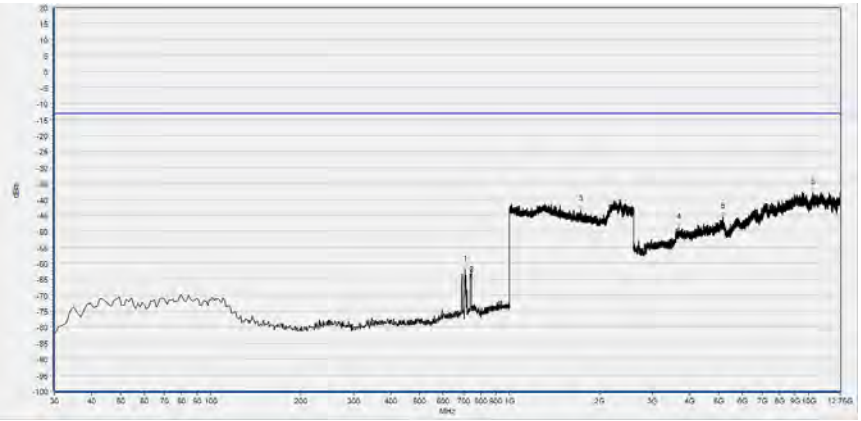

No.	Fre.(MHz)	PK (dBm)	Limit (dBm)	Antenna	Verdict
1	708.709	-62.00	-13.00	Vertical	N/A
2	744.635	-62.96	-13.00	Vertical	N/A
3	1726.642	-43.34	-13.00	Vertical	PASS
4	3676.115	-48.78	-13.00	Vertical	PASS
5	5182.677	-45.51	-13.00	Vertical	PASS
6	10354.121	-37.80	-13.00	Vertical	PASS

Annex A Test Uncertainty

Where relevant, the following measurement uncertainty levels have been estimated for test performed on the EUT as specified in CISPR 16-1-2:

Test items	Uncertainty
Output Power	±2.22 dB
Bandwidth	±5%
Conducted Spurious Emission	±2.77 dB
Band Edge	±2.77 dB
Equivalent Isotropic Radiated Power	±2.22 dB
Radiated Spurious Emissions	±6 dB

This uncertainty represent an expanded uncertainty expressed at approximately the 95% confidence level using a coverage factor of k=2.

Annex B Testing Laboratory Information

1. Identification of the Responsible Testing Laboratory

Laboratory Name:	Shenzhen Morlab Communications Technology Co., Ltd.
Laboratory Address:	FL.3, Building A, FeiYang Science Park, No.8 LongChang Road, Block 67, BaoAn District, ShenZhen, GuangDong Province, P. R. China
Telephone:	+86 755 36698555
Facsimile:	+86 755 36698525

2. Identification of the Responsible Testing Location

Name:	Shenzhen Morlab Communications Technology Co., Ltd.
Address:	FL.3, Building A, FeiYang Science Park, No.8 LongChang Road, Block 67, BaoAn District, ShenZhen, GuangDong Province, P. R. China

3. Facilities and Accreditations

All measurement facilities used to collect the measurement data are located at FL.3, Building A, FeiYang Science Park, Block 67, BaoAn District, Shenzhen, 518101 P. R. China. The test site is constructed in conformance with the requirements of ANSI C63.10-2013and CISPR Publication 22; the FCC designation number is CN1192, the test firm registration number is 226174.

4. Test Equipments Utilized

4.1 Conducted Test Equipments

Equipment Name	Serial No.	Type	Manufacturer	Cal. Date	Due Date
EXA Signal Analyzer	MY51511149	N9020A	Agilent	2021.07.26	2022.07.25
EXA Signal Analyzer	MY54170556	N9030A	Agilent	2021.10.20	2022.10.19
System Simulator	6200995016	MT8820C	Anritsu	2021.10.21	2022.10.20
System Simulator	6261830572	MT8821C	Anritsu	2022.02.14	2023.02.13
Temperature Chamber	20171112102	HZ-2019	Dongguan Lixian Instrument Technology Co., Ltd	2021.10.20	2022.10.19

4.2 List of Software Used

Description	Manufacturer	Software Version
Morlab FCC Test System	MORLAB	V3.4
MORLAB EMCR V1.2	MORLAB	V1.0

4.3 Radiated Test Equipments

Equipment Name	Serial No.	Type	Manufacturer	Cal. Date	Due Date
System Simulator	152038	CMW500	R&S	2021.10.21	2022.10.20
System Simulator	6200995016	MT8820C	Anritsu	2021.10.21	2022.10.20
Receiver	MY54130016	N9038A	Agilent	2021.07.16	2022.07.15
Test Antenna - Bi-Log	9163-519	VULB 9163	Schwarzbeck	2019.05.24	2022.05.23
				2022.02.25	2025.02.24
Test Antenna - Horn	9170C-531	BBHA9170	Schwarzbeck	2019.07.26	2022.07.25
Test Antenna - Horn	01774	BBHA 9120D	Schwarzbeck	2019.07.26	2022.07.25
Coaxial cable (N male) (9KHz-30MHz)	CB04	EMC04	Morlab	N/A	N/A
Coaxial cable (N male) (30MHz-26GHz)	CB02	EMC02	Morlab	N/A	N/A
Coaxial cable (N male) (30MHz-26GHz)	CB03	EMC03	Morlab	N/A	N/A
Coaxial cable (N male) (30MHz-40GHz)	CB05	EMC05	Morlab	N/A	N/A
1-18GHz pre-Amplifier	61171/61172	S020180L3203	Tonscend	2021.07.16	2022.07.15
18-26.5GHz pre-Amplifier	46732	S10M100L3802	Tonscend	2021.07.16	2022.07.15
26-40GHz pre-Amplifier	56774	S40M400L4002	Tonscend	2021.07.16	2022.07.15
Notch Filter	N/A	WRCGV -LTE B2	Wainwright	2021.07.16	2022.07.15
Notch Filter	N/A	WRCGV -LTE B4	Wainwright	2021.07.16	2022.07.15
Notch Filter	N/A	WRCGV -LTE B5	Wainwright	2021.07.16	2022.07.15
Notch Filter	N/A	WRCGV -LTE B7	Wainwright	2021.07.16	2022.07.15

Equipment Name	Serial No.	Type	Manufacturer	Cal. Date	Due Date
Notch Filter	N/A	WRCGV -LTE B12	Wainwright	2021.07.16	2022.07.15
Notch Filter	N/A	WRCGV -LTE B17	Wainwright	2021.07.16	2022.07.15
Anechoic Chamber	N/A	9m*6m*6m	CRT	2019.07.13	2022.07.12

END OF REPORT