Test Laboratory: Sporton International Inc. SAR/HAC Testing Lab Date: 9/7/2010

#01 GSM850_Right Cheek_Ch128

DUT: 082005

Communication System: Generic GSM; Frequency: 824.2 MHz;Duty Cycle: 1:8.3
Medium: HSL_850_100907 Medium parameters used: f = 824.2 MHz; σ = 0.888 mho/m; ε_r = 40.9; ρ = 1000 kg/m^3
Ambient Temperature : 23.6 ˚C; Liquid Temperature : 21.5 ˚C

DASY5 Configuration:
- Probe: EX3DV4 - SN3697; ConvF(8.32, 8.32, 8.32); Calibrated: 11/23/2009
- Sensor-Surface: 4mm (Mechanical Surface Detection)
- Electronics: DAE4 Sn1210; Calibrated: 2009/11/16
- Phantom: SAM1; Type: SAM; Serial: TP-1477
- Measurement SW : DASY5, V5.2 Build 162; SEMCAD X Version 14.0 Build 57

Ch128/Area Scan (51x81x1): Measurement grid: dx=15mm, dy=15mm
Maximum value of SAR (interpolated) = 0.313 mW/g

Ch128/Zoom Scan (5x5x7)/Cube 0: Measurement grid: dx=8mm, dy=8mm, dz=5mm
Reference Value = 15.4 V/m; Power Drift = -0.099 dB
Peak SAR (extrapolated) = 0.395 W/kg
SAR(1 g) = 0.297 mW/g; SAR(10 g) = 0.213 mW/g
Maximum value of SAR (measured) = 0.312 mW/g

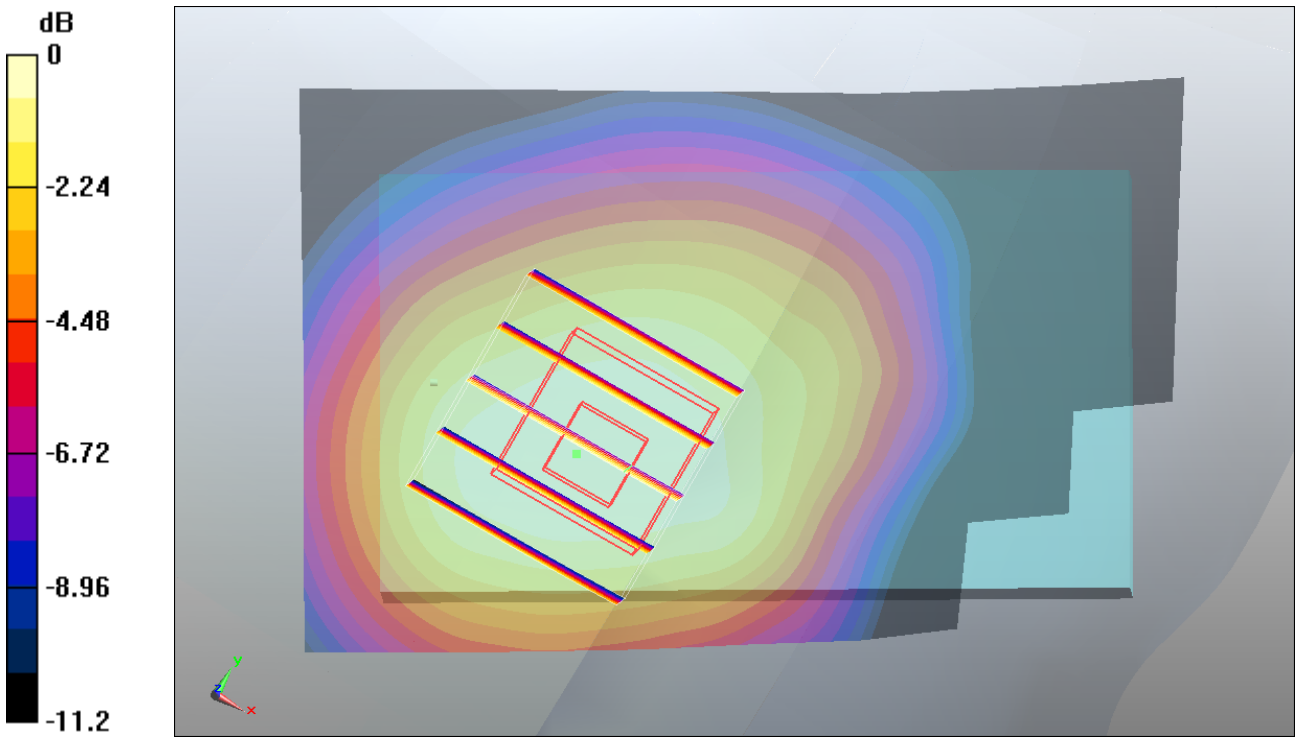

0 dB = 0.312mW/g

Test Laboratory: Sporton International Inc. SAR/HAC Testing Lab Date: 9/7/2010

#02 GSM850_Right Tilted_Ch128

DUT: 082005

Communication System: Generic GSM; Frequency: 824.2 MHz;Duty Cycle: 1:8.3
Medium: HSL_850_100907 Medium parameters used: f = 824.2 MHz; σ = 0.888 mho/m; ε_r = 40.9; ρ = 1000 kg/m^3
Ambient Temperature : 23.6 ˚C; Liquid Temperature : 21.5 ˚C

DASY5 Configuration:
- Probe: EX3DV4 - SN3697; ConvF(8.32, 8.32, 8.32); Calibrated: 11/23/2009
- Sensor-Surface: 4mm (Mechanical Surface Detection)
- Electronics: DAE4 Sn1210; Calibrated: 2009/11/16
- Phantom: SAM1; Type: SAM; Serial: TP-1477
- Measurement SW : DASY5, V5.2 Build 162; SEMCAD X Version 14.0 Build 57

Ch128/Area Scan (51x81x1): Measurement grid: dx=15mm, dy=15mm
Maximum value of SAR (interpolated) = 0.220 mW/g

Ch128/Zoom Scan (5x5x7)/Cube 0: Measurement grid: dx=8mm, dy=8mm, dz=5mm
Reference Value = 14 V/m; Power Drift = -0.058 dB
Peak SAR (extrapolated) = 0.289 W/kg
SAR(1 g) = 0.210 mW/g; SAR(10 g) = 0.148 mW/g
Maximum value of SAR (measured) = 0.219 mW/g

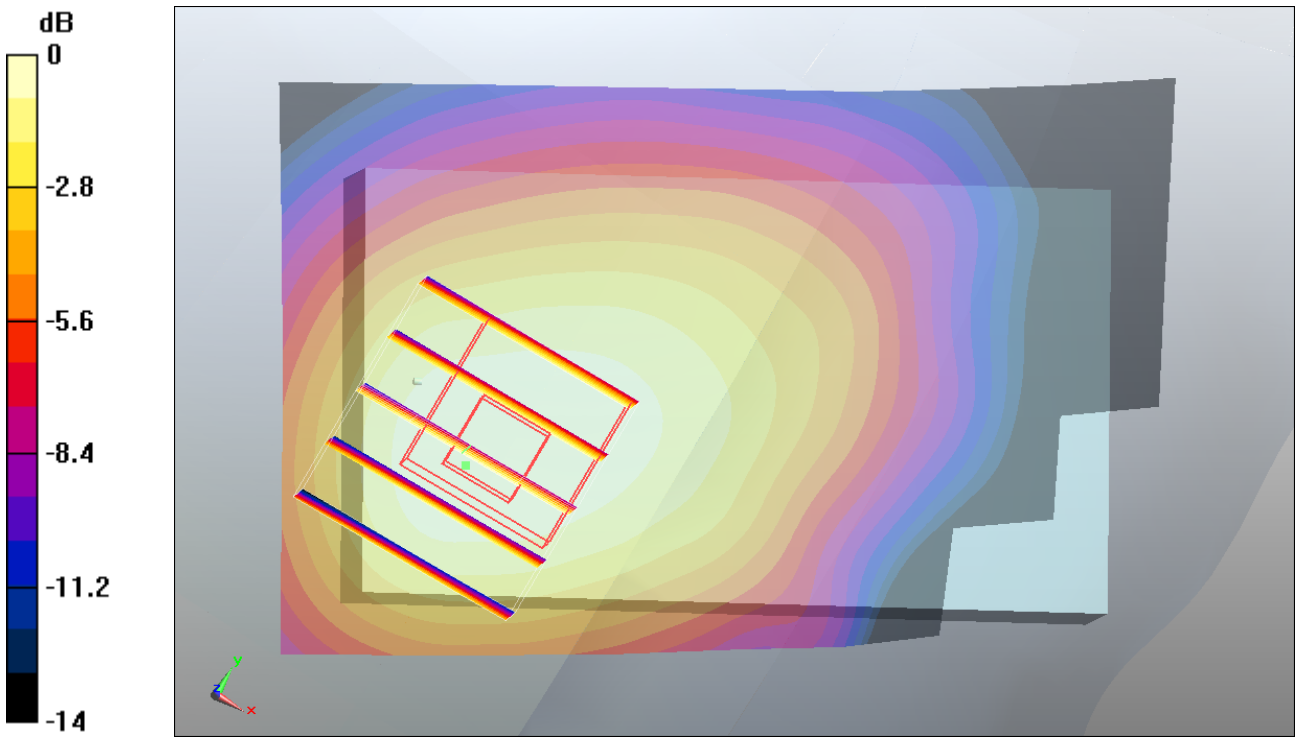

0 dB = 0.219mW/g

Test Laboratory: Sporton International Inc. SAR/HAC Testing Lab Date: 9/7/2010

#03 GSM850_Left Cheek_Ch128

DUT: 082005

Communication System: Generic GSM; Frequency: 824.2 MHz;Duty Cycle: 1:8.3
Medium: HSL_850_100907 Medium parameters used: f = 824.2 MHz; σ = 0.888 mho/m; ε_r = 40.9; ρ = 1000 kg/m^3
Ambient Temperature : 23.6 ˚C; Liquid Temperature : 21.5 ˚C

DASY5 Configuration:
- Probe: EX3DV4 - SN3697; ConvF(8.32, 8.32, 8.32); Calibrated: 11/23/2009
- Sensor-Surface: 4mm (Mechanical Surface Detection)
- Electronics: DAE4 Sn1210; Calibrated: 2009/11/16
- Phantom: SAM1; Type: SAM; Serial: TP-1477
- Measurement SW : DASY5, V5.2 Build 162; SEMCAD X Version 14.0 Build 57

Ch128/Area Scan (51x81x1): Measurement grid: dx=15mm, dy=15mm
Maximum value of SAR (interpolated) = 0.319 mW/g

Ch128/Zoom Scan (5x5x7)/Cube 0: Measurement grid: dx=8mm, dy=8mm, dz=5mm
Reference Value = 15.8 V/m; Power Drift = -0.066 dB
Peak SAR (extrapolated) = 0.377 W/kg
SAR(1 g) = 0.298 mW/g; SAR(10 g) = 0.218 mW/g
Maximum value of SAR (measured) = 0.314 mW/g

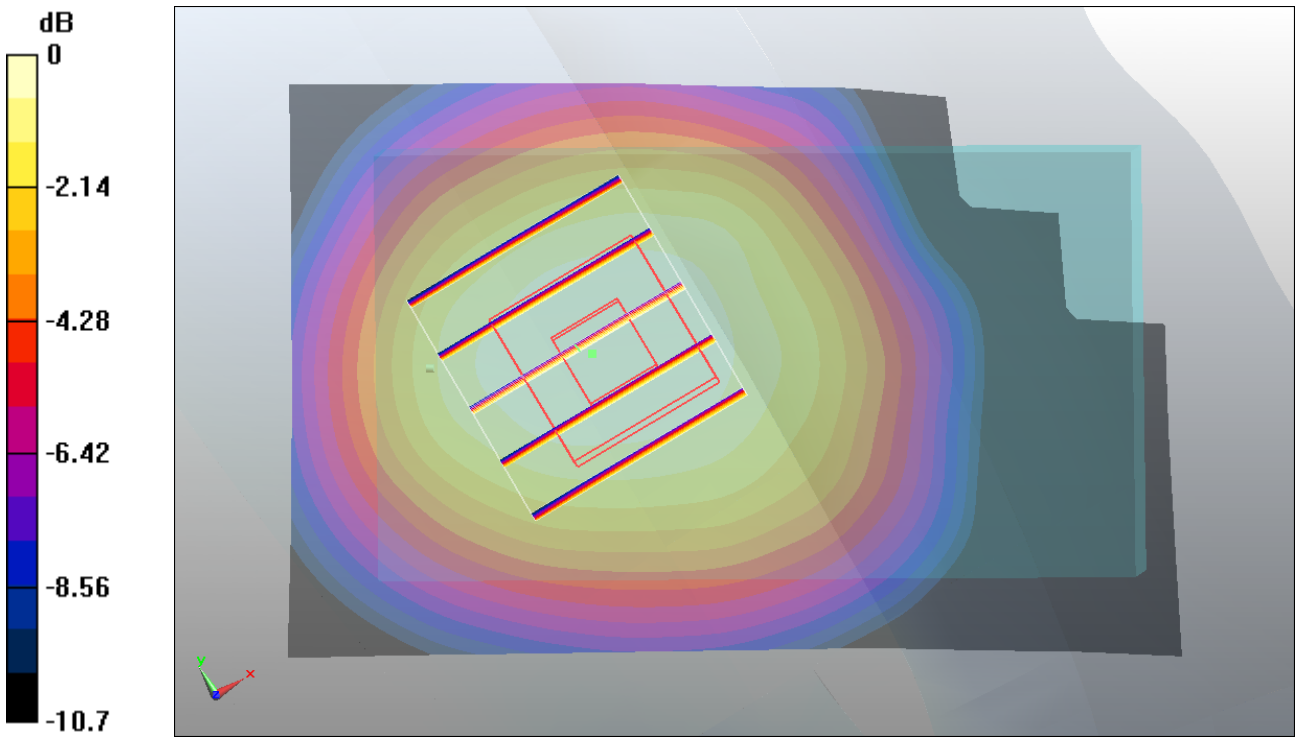

0 dB = 0.314mW/g

Test Laboratory: Sporton International Inc. SAR/HAC Testing Lab Date: 9/7/2010

#03 GSM850_Left Cheek_Ch128_2D

DUT: 082005

Communication System: Generic GSM; Frequency: 824.2 MHz;Duty Cycle: 1:8.3
Medium: HSL_850_100907 Medium parameters used: f = 824.2 MHz; σ = 0.888 mho/m; ε_r = 40.9; ρ = 1000 kg/m^3
Ambient Temperature : 23.6 ˚C; Liquid Temperature : 21.5 ˚C

DASY5 Configuration:
- Probe: EX3DV4 - SN3697; ConvF(8.32, 8.32, 8.32); Calibrated: 11/23/2009
- Sensor-Surface: 4mm (Mechanical Surface Detection)
- Electronics: DAE4 Sn1210; Calibrated: 2009/11/16
- Phantom: SAM1; Type: SAM; Serial: TP-1477
- Measurement SW : DASY5, V5.2 Build 162; SEMCAD X Version 14.0 Build 57

Ch128/Area Scan (51x81x1): Measurement grid: dx=15mm, dy=15mm
Maximum value of SAR (interpolated) = 0.319 mW/g

Ch128/Zoom Scan (5x5x7)/Cube 0: Measurement grid: dx=8mm, dy=8mm, dz=5mm
Reference Value = 15.8 V/m; Power Drift = -0.066 dB
Peak SAR (extrapolated) = 0.377 W/kg
SAR(1 g) = 0.298 mW/g; SAR(10 g) = 0.218 mW/g
Maximum value of SAR (measured) = 0.314 mW/g

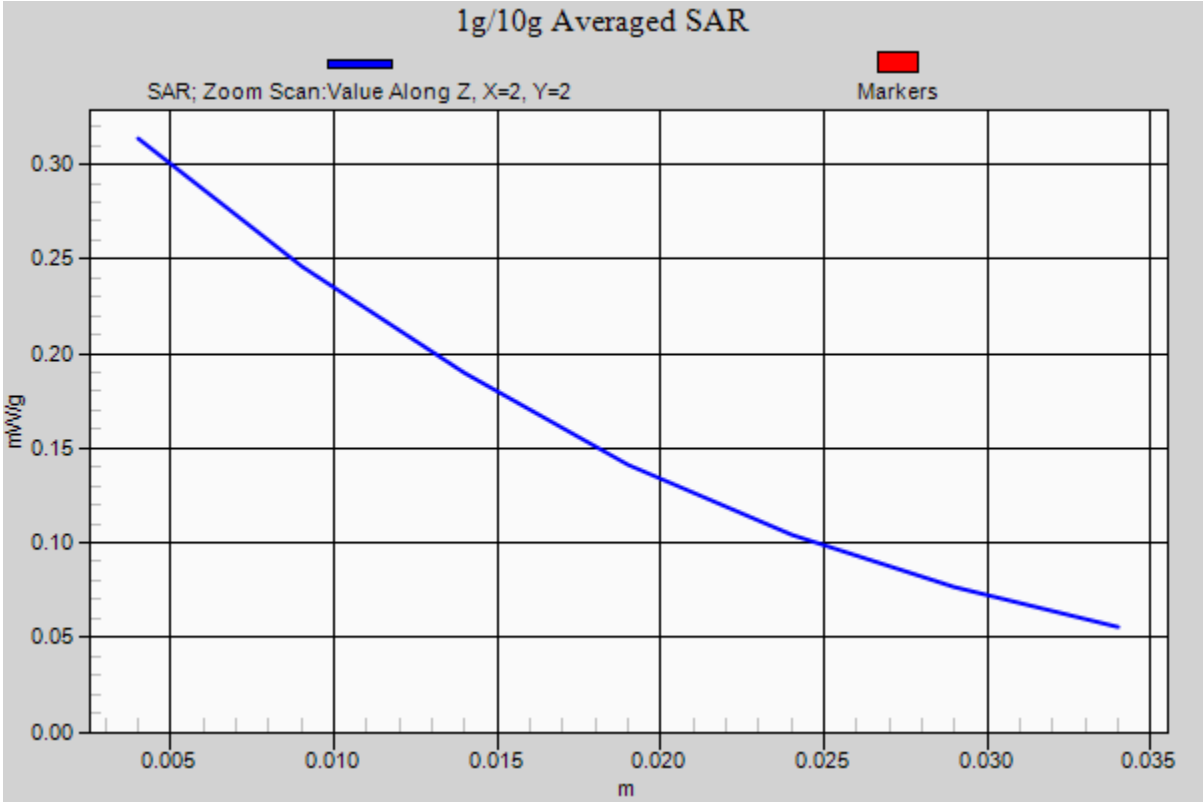
1g/10g Averaged SAR
SAR; Zoom Scan:Value Along Z, X=2, Y=2
Markers
mW/g
0.30
0.25
0.20
0.15
0.10
0.05
0.00
0.005
0.010
0.015
0.020
0.025
0.030
0.035
m

#04 GSM850_Left Tilted_Ch128

DUT: 082005

Communication System: Generic GSM; Frequency: 824.2 MHz;Duty Cycle: 1:8.3
Medium: HSL_850_100907 Medium parameters used: f = 824.2 MHz; σ = 0.888 mho/m; ε_r = 40.9; ρ = 1000 kg/m^3
Ambient Temperature : 23.6 ˚C; Liquid Temperature : 21.5 ˚C

DASY5 Configuration:
- Probe: EX3DV4 - SN3697; ConvF(8.32, 8.32, 8.32); Calibrated: 11/23/2009
- Sensor-Surface: 4mm (Mechanical Surface Detection)
- Electronics: DAE4 Sn1210; Calibrated: 2009/11/16
- Phantom: SAM1; Type: SAM; Serial: TP-1477
- Measurement SW : DASY5, V5.2 Build 162; SEMCAD X Version 14.0 Build 57

Ch128/Area Scan (51x81x1): Measurement grid: dx=15mm, dy=15mm
Maximum value of SAR (interpolated) = 0.205 mW/g

Ch128/Zoom Scan (5x5x7)/Cube 0: Measurement grid: dx=8mm, dy=8mm, dz=5mm
Reference Value = 14.3 V/m; Power Drift = -0.017 dB
Peak SAR (extrapolated) = 0.239 W/kg
SAR(1 g) = 0.190 mW/g; SAR(10 g) = 0.138 mW/g
Maximum value of SAR (measured) = 0.199 mW/g

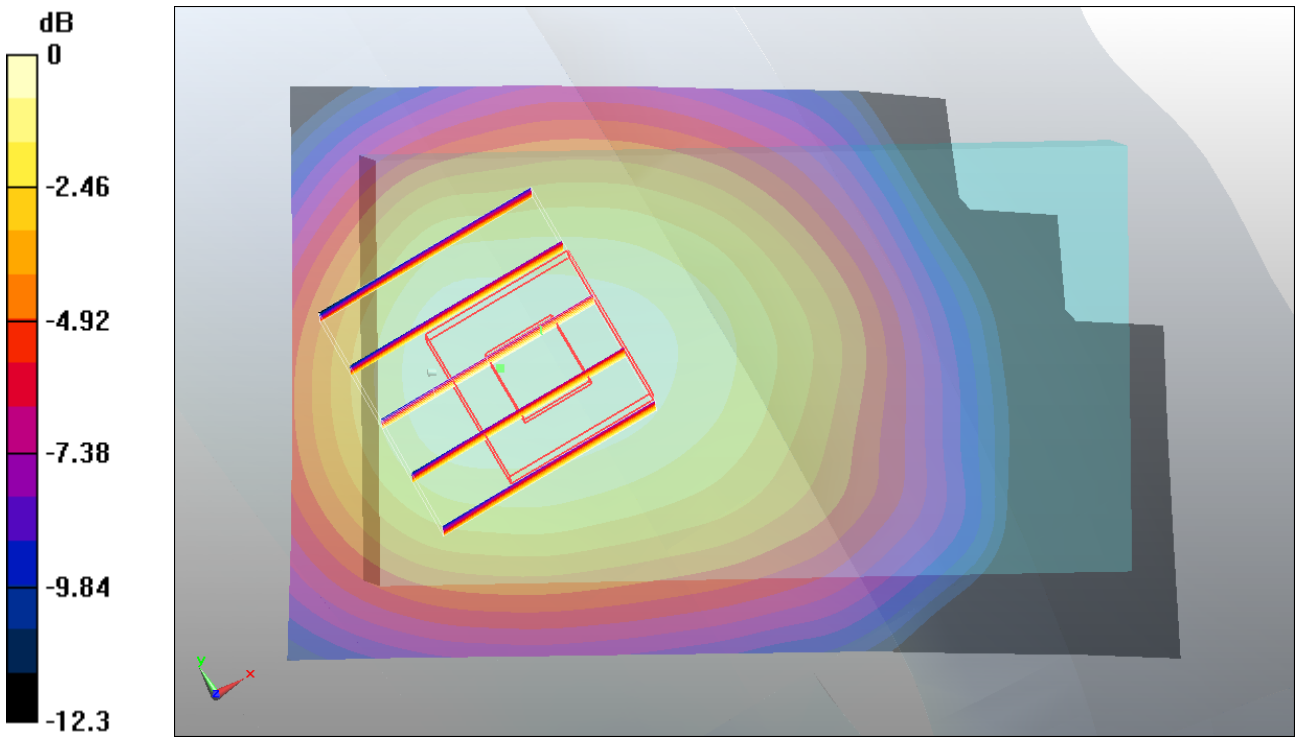

0 dB = 0.199mW/g

Test Laboratory: Sporton International Inc. SAR/HAC Testing Lab Date: 9/8/2010

#07 GSM1900_Right Cheek_Ch512

DUT: 082005

Communication System: Generic GSM; Frequency: 1850.2 MHz;Duty Cycle: 1:8.3
Medium: HSL_1900_100908 Medium parameters used: f = 1850.2 MHz; σ = 1.37 mho/m; ε_r = 41.3; ρ = 1000 kg/m^3
Ambient Temperature : 23.7 ˚C; Liquid Temperature : 21.6 ˚C

DASY5 Configuration:
- Probe: EX3DV4 - SN3697; ConvF(7.32, 7.32, 7.32); Calibrated: 11/23/2009
- Sensor-Surface: 4mm (Mechanical Surface Detection)
- Electronics: DAE4 Sn1210; Calibrated: 2009/11/16
- Phantom: SAM1; Type: SAM; Serial: TP-1477
- Measurement SW : DASY5, V5.2 Build 162; SEMCAD X Version 14.0 Build 57

Ch512/Area Scan (51x81x1): Measurement grid: dx=15mm, dy=15mm
Maximum value of SAR (interpolated) = 0.565 mW/g

Ch512/Zoom Scan (5x5x7)/Cube 0: Measurement grid: dx=8mm, dy=8mm, dz=5mm
Reference Value = 12.8 V/m; Power Drift = -0.129 dB
Peak SAR (extrapolated) = 0.881 W/kg
SAR(1 g) = 0.506 mW/g; SAR(10 g) = 0.271 mW/g
Maximum value of SAR (measured) = 0.554 mW/g

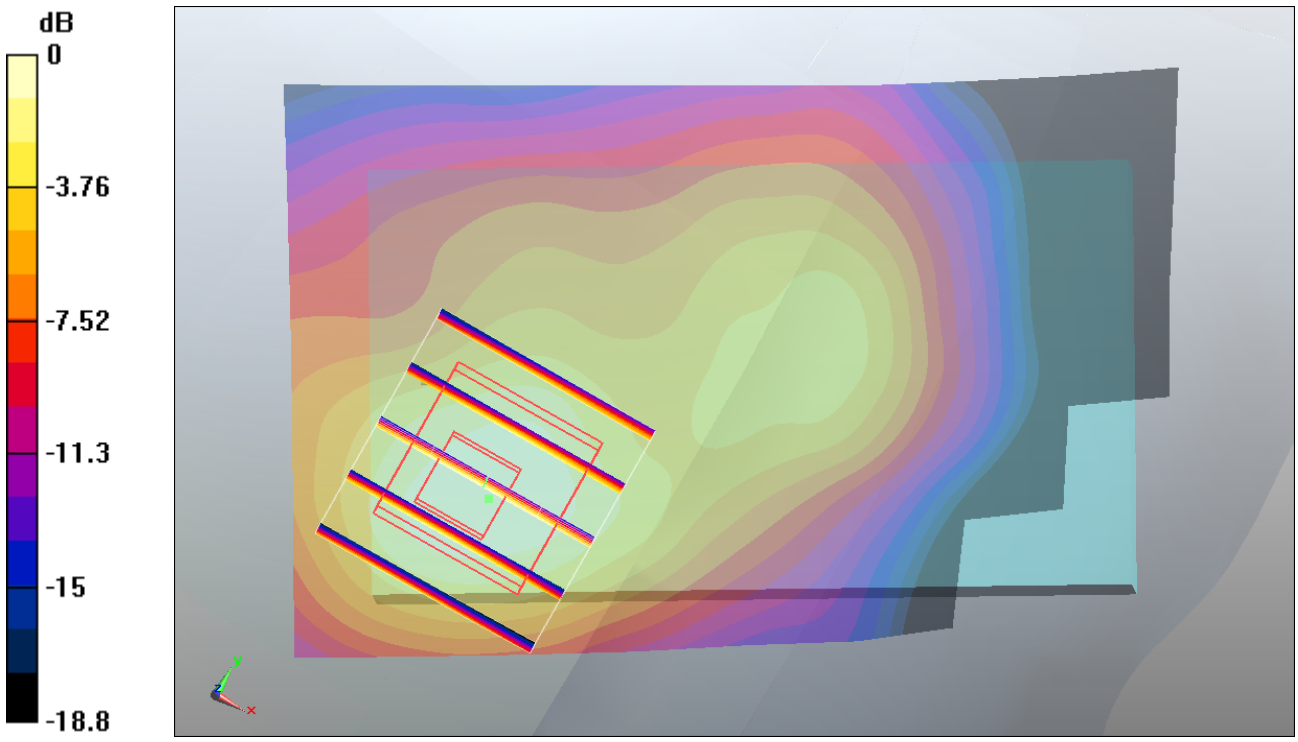

0 dB = 0.554mW/g

Test Laboratory: Sporton International Inc. SAR/HAC Testing Lab Date: 9/8/2010

#07 GSM1900_Right Cheek_Ch512_2D

DUT: 082005

Communication System: Generic GSM; Frequency: 1850.2 MHz;Duty Cycle: 1:8.3
Medium: HSL_1900_100908 Medium parameters used: f = 1850.2 MHz; σ = 1.37 mho/m; ε_r = 41.3; ρ = 1000 kg/m^3
Ambient Temperature : 23.7 ˚C; Liquid Temperature : 21.6 ˚C

DASY5 Configuration:
- Probe: EX3DV4 - SN3697; ConvF(7.32, 7.32, 7.32); Calibrated: 11/23/2009
- Sensor-Surface: 4mm (Mechanical Surface Detection)
- Electronics: DAE4 Sn1210; Calibrated: 2009/11/16
- Phantom: SAM1; Type: SAM; Serial: TP-1477
- Measurement SW : DASY5, V5.2 Build 162; SEMCAD X Version 14.0 Build 57

Ch512/Area Scan (51x81x1): Measurement grid: dx=15mm, dy=15mm
Maximum value of SAR (interpolated) = 0.565 mW/g

Ch512/Zoom Scan (5x5x7)/Cube 0: Measurement grid: dx=8mm, dy=8mm, dz=5mm
Reference Value = 12.8 V/m; Power Drift = -0.129 dB
Peak SAR (extrapolated) = 0.881 W/kg
SAR(1 g) = 0.506 mW/g; SAR(10 g) = 0.271 mW/g
Maximum value of SAR (measured) = 0.554 mW/g

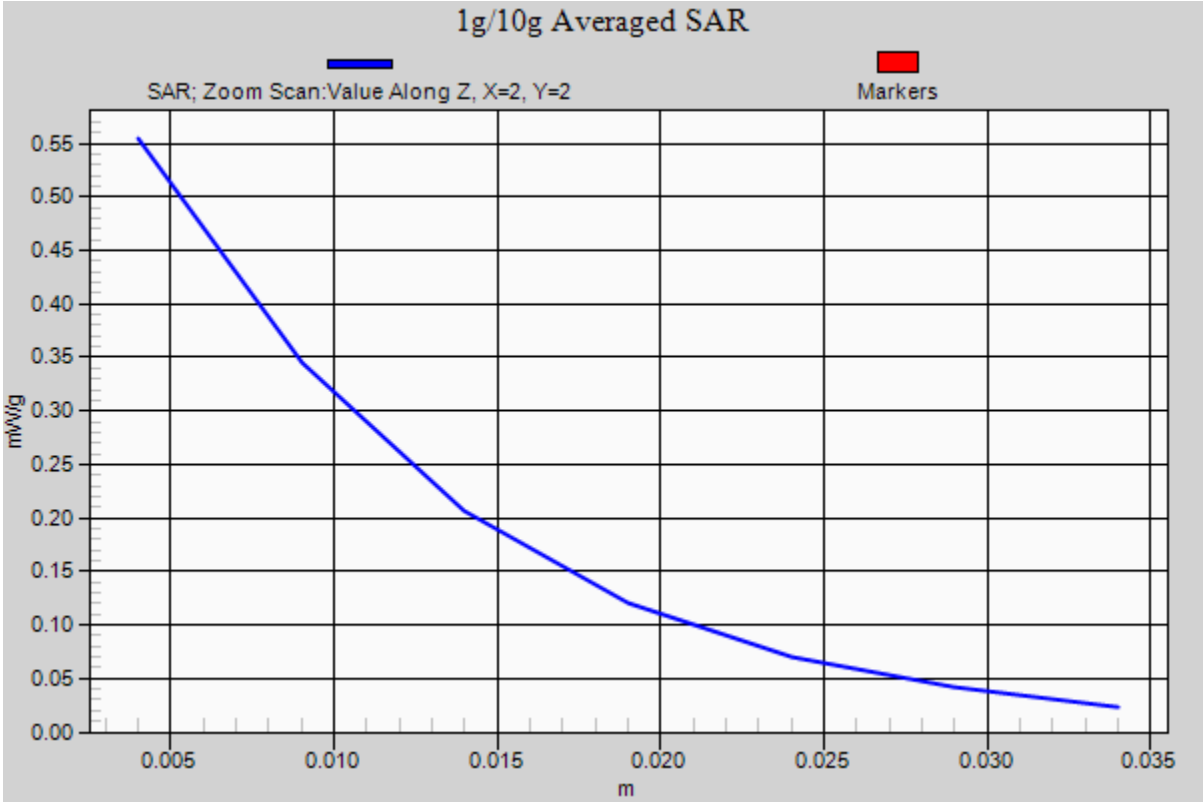
1g/10g Averaged SAR
SAR; Zoom Scan:Value Along Z, X=2, Y=2
Markers
mW/g
0.55
0.50
0.45
0.40
0.35
0.30
0.25
0.20
0.15
0.10
0.05
0.00
0.005
0.010
0.015
0.020
0.025
0.030
0.035
m

Test Laboratory: Sporton International Inc. SAR/HAC Testing Lab Date: 9/8/2010

#08 GSM1900_Right Tilted_Ch512

DUT: 082005

Communication System: Generic GSM; Frequency: 1850.2 MHz;Duty Cycle: 1:8.3
Medium: HSL_1900_100908 Medium parameters used: f = 1850.2 MHz; σ = 1.37 mho/m; ε_r = 41.3; ρ = 1000 kg/m^3
Ambient Temperature : 23.7 ˚C; Liquid Temperature : 21.6 ˚C

DASY5 Configuration:
- Probe: EX3DV4 - SN3697; ConvF(7.32, 7.32, 7.32); Calibrated: 11/23/2009
- Sensor-Surface: 4mm (Mechanical Surface Detection)
- Electronics: DAE4 Sn1210; Calibrated: 2009/11/16
- Phantom: SAM1; Type: SAM; Serial: TP-1477
- Measurement SW : DASY5, V5.2 Build 162; SEMCAD X Version 14.0 Build 57

Ch512/Area Scan (51x81x1): Measurement grid: dx=15mm, dy=15mm
Maximum value of SAR (interpolated) = 0.460 mW/g

Ch512/Zoom Scan (5x5x7)/Cube 0: Measurement grid: dx=8mm, dy=8mm, dz=5mm
Reference Value = 14.9 V/m; Power Drift = -0.024 dB
Peak SAR (extrapolated) = 0.783 W/kg
SAR(1 g) = 0.441 mW/g; SAR(10 g) = 0.236 mW/g
Maximum value of SAR (measured) = 0.492 mW/g

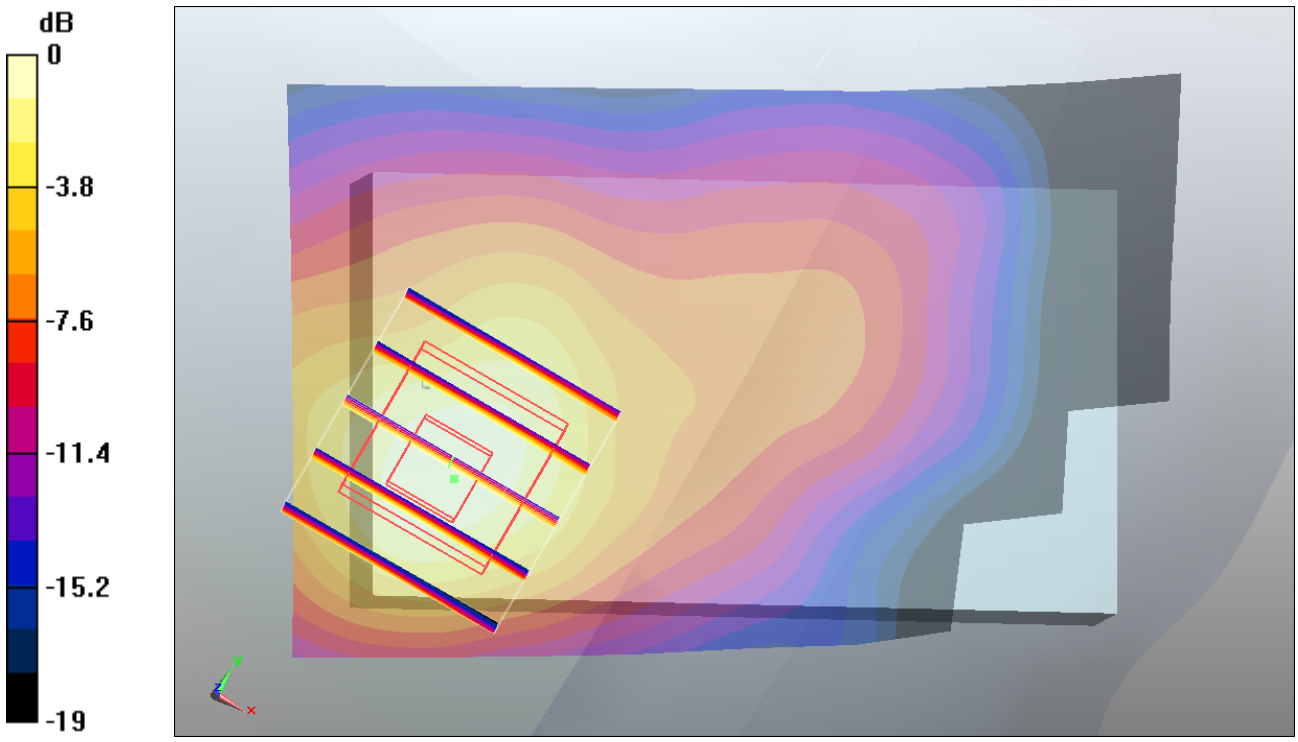

0 dB = 0.492mW/g

Test Laboratory: Sporton International Inc. SAR/HAC Testing Lab Date: 9/8/2010

#09 GSM1900_Left Cheek_Ch512

DUT: 082005

Communication System: Generic GSM; Frequency: 1850.2 MHz;Duty Cycle: 1:8.3
Medium: HSL_1900_100908 Medium parameters used: f = 1850.2 MHz; σ = 1.37 mho/m; ε_r = 41.3; ρ = 1000 kg/m^3
Ambient Temperature : 23.7 ˚C; Liquid Temperature : 21.6 ˚C

DASY5 Configuration:
- Probe: EX3DV4 - SN3697; ConvF(7.32, 7.32, 7.32); Calibrated: 11/23/2009
- Sensor-Surface: 4mm (Mechanical Surface Detection)
- Electronics: DAE4 Sn1210; Calibrated: 2009/11/16
- Phantom: SAM1; Type: SAM; Serial: TP-1477
- Measurement SW : DASY5, V5.2 Build 162; SEMCAD X Version 14.0 Build 57

Ch512/Area Scan (51x81x1): Measurement grid: dx=15mm, dy=15mm
Maximum value of SAR (interpolated) = 0.395 mW/g

Ch512/Zoom Scan (5x5x7)/Cube 0: Measurement grid: dx=8mm, dy=8mm, dz=5mm
Reference Value = 14.3 V/m; Power Drift = 0.102 dB
Peak SAR (extrapolated) = 0.591 W/kg
SAR(1 g) = 0.356 mW/g; SAR(10 g) = 0.210 mW/g
Maximum value of SAR (measured) = 0.388 mW/g

Ch512/Zoom Scan (5x5x7)/Cube 1: Measurement grid: dx=8mm, dy=8mm, dz=5mm
Reference Value = 14.3 V/m; Power Drift = 0.102 dB
Peak SAR (extrapolated) = 0.448 W/kg
SAR(1 g) = 0.297 mW/g; SAR(10 g) = 0.196 mW/g
Maximum value of SAR (measured) = 0.337 mW/g



0 dB = 0.337mW/g

Test Laboratory: Sporton International Inc. SAR/HAC Testing Lab Date: 9/8/2010

#10 GSM1900_Left Tilted_Ch512

DUT: 082005

Communication System: Generic GSM; Frequency: 1850.2 MHz;Duty Cycle: 1:8.3
Medium: HSL_1900_100908 Medium parameters used: f = 1850.2 MHz; σ = 1.37 mho/m; ε_r = 41.3; ρ = 1000 kg/m^3
Ambient Temperature : 23.7 ˚C; Liquid Temperature : 21.6 ˚C

DASY5 Configuration:
- Probe: EX3DV4 - SN3697; ConvF(7.32, 7.32, 7.32); Calibrated: 11/23/2009
- Sensor-Surface: 4mm (Mechanical Surface Detection)
- Electronics: DAE4 Sn1210; Calibrated: 2009/11/16
- Phantom: SAM1; Type: SAM; Serial: TP-1477
- Measurement SW : DASY5, V5.2 Build 162; SEMCAD X Version 14.0 Build 57

Ch512/Area Scan (51x81x1): Measurement grid: dx=15mm, dy=15mm
Maximum value of SAR (interpolated) = 0.415 mW/g

Ch512/Zoom Scan (5x5x7)/Cube 0: Measurement grid: dx=8mm, dy=8mm, dz=5mm
Reference Value = 16.7 V/m; Power Drift = 0.035 dB
Peak SAR (extrapolated) = 0.683 W/kg
SAR(1 g) = 0.400 mW/g; SAR(10 g) = 0.226 mW/g
Maximum value of SAR (measured) = 0.438 mW/g

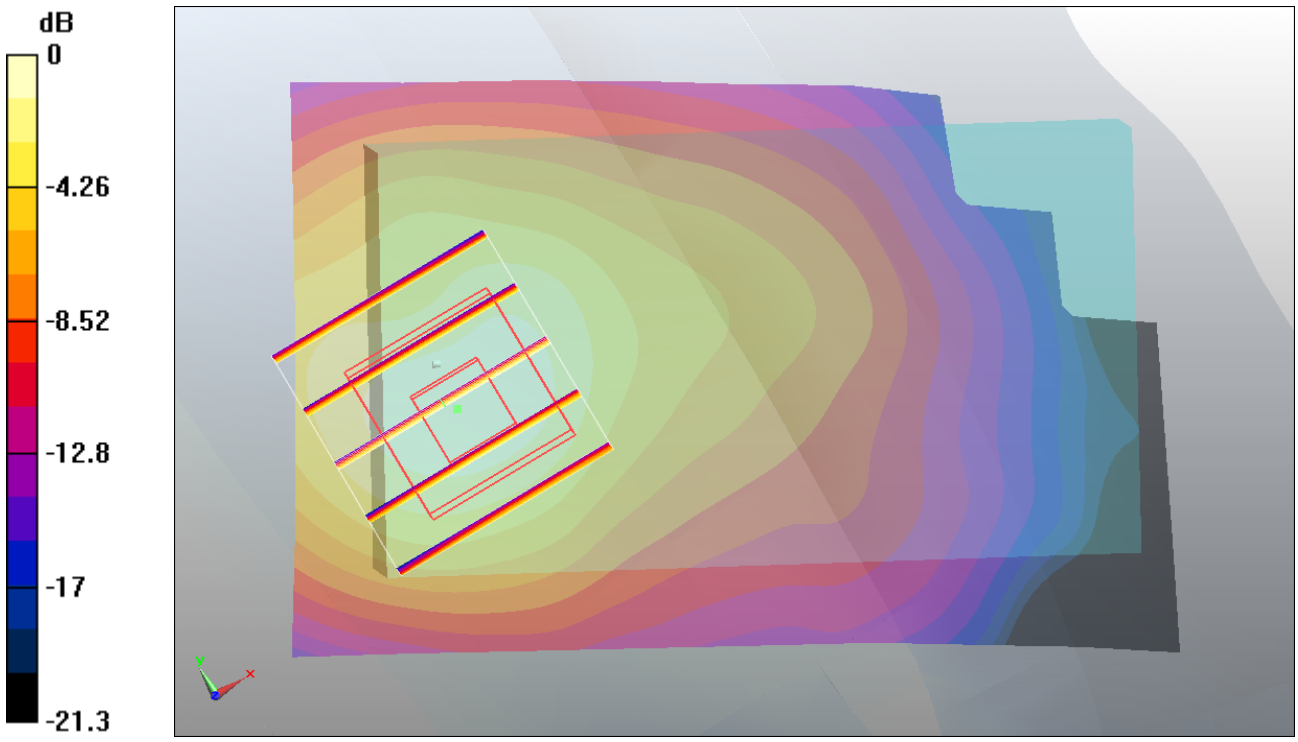

0 dB = 0.438mW/g

Test Laboratory: Sporton International Inc. SAR/HAC Testing Lab Date: 9/7/2010

#05 GSM850_GPRS12_Bottom_1.5cm_Ch128

DUT: 082005

Communication System: GPRS/EDGE 12; Frequency: 824.2 MHz;Duty Cycle: 1:2
Medium: MSL_850_100907 Medium parameters used: f = 824.2 MHz; σ = 0.959 mho/m; ε_r = 56.2; ρ = 1000 kg/m^3
Ambient Temperature : 23.6 ˚C; Liquid Temperature : 21.4 ˚C

DASY5 Configuration:
- Probe: EX3DV4 - SN3697; ConvF(8.22, 8.22, 8.22); Calibrated: 11/23/2009
- Sensor-Surface: 4mm (Mechanical Surface Detection)
- Electronics: DAE4 Sn1210; Calibrated: 2009/11/16
- Phantom: SAM2; Type: SAM; Serial: TP-1479
- Measurement SW : DASY5, V5.2 Build 162; SEMCAD X Version 14.0 Build 57

Ch128/Area Scan (51x81x1): Measurement grid: dx=15mm, dy=15mm
Maximum value of SAR (interpolated) = 0.414 mW/g

Ch128/Zoom Scan (5x5x7)/Cube 0: Measurement grid: dx=8mm, dy=8mm, dz=5mm
Reference Value = 11.8 V/m; Power Drift = -0.079 dB
Peak SAR (extrapolated) = 0.495 W/kg
SAR(1 g) = 0.361 mW/g; SAR(10 g) = 0.263 mW/g
Maximum value of SAR (measured) = 0.378 mW/g

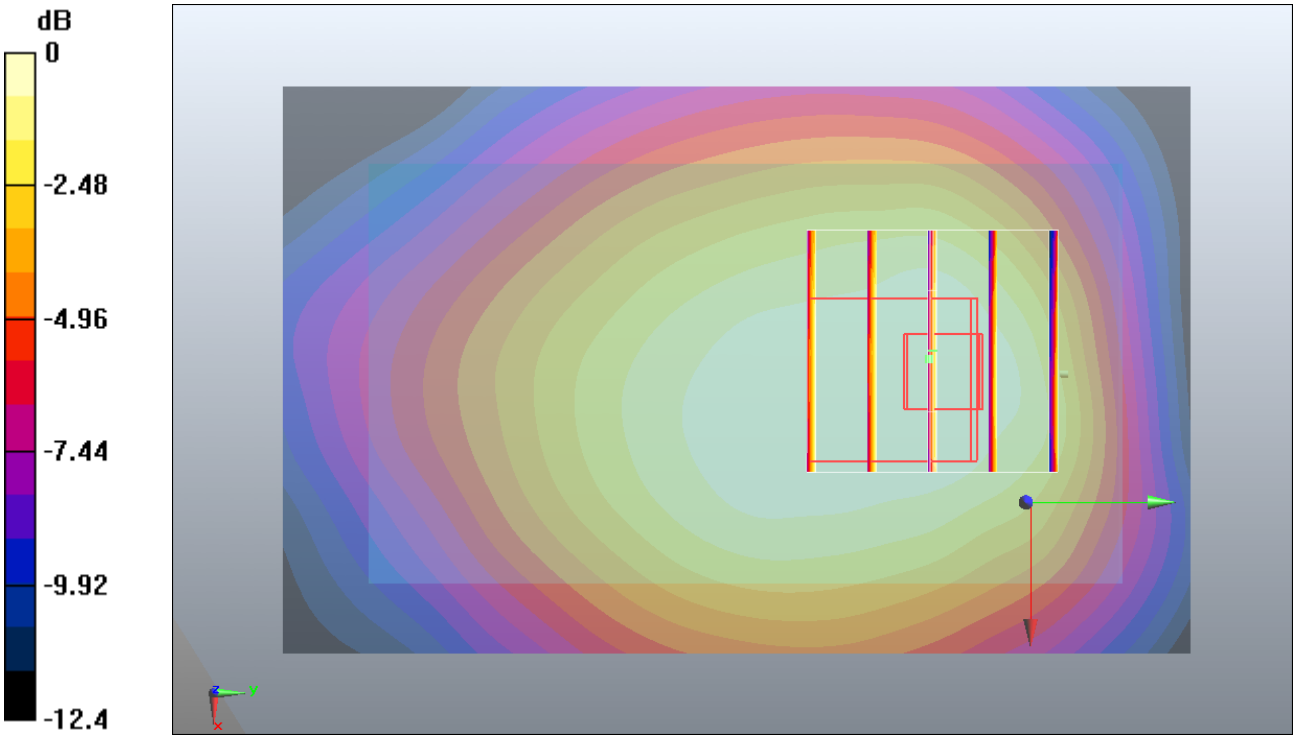

0 dB = 0.378mW/g

Test Laboratory: Sporton International Inc. SAR/HAC Testing Lab Date: 9/7/2010

#05 GSM850_GPRS12_Bottom_1.5cm_Ch128_2D

DUT: 082005

Communication System: GPRS/EDGE 12; Frequency: 824.2 MHz;Duty Cycle: 1:2
Medium: MSL_850_100907 Medium parameters used: f = 824.2 MHz; σ = 0.959 mho/m; ε_r = 56.2; ρ = 1000 kg/m^3
Ambient Temperature : 23.6 ˚C; Liquid Temperature : 21.4 ˚C

DASY5 Configuration:
- Probe: EX3DV4 - SN3697; ConvF(8.22, 8.22, 8.22); Calibrated: 11/23/2009
- Sensor-Surface: 4mm (Mechanical Surface Detection)
- Electronics: DAE4 Sn1210; Calibrated: 2009/11/16
- Phantom: SAM2; Type: SAM; Serial: TP-1479
- Measurement SW : DASY5, V5.2 Build 162; SEMCAD X Version 14.0 Build 57

Ch128/Area Scan (51x81x1): Measurement grid: dx=15mm, dy=15mm
Maximum value of SAR (interpolated) = 0.414 mW/g

Ch128/Zoom Scan (5x5x7)/Cube 0: Measurement grid: dx=8mm, dy=8mm, dz=5mm
Reference Value = 11.8 V/m; Power Drift = -0.079 dB
Peak SAR (extrapolated) = 0.495 W/kg
SAR(1 g) = 0.361 mW/g; SAR(10 g) = 0.263 mW/g
Maximum value of SAR (measured) = 0.378 mW/g

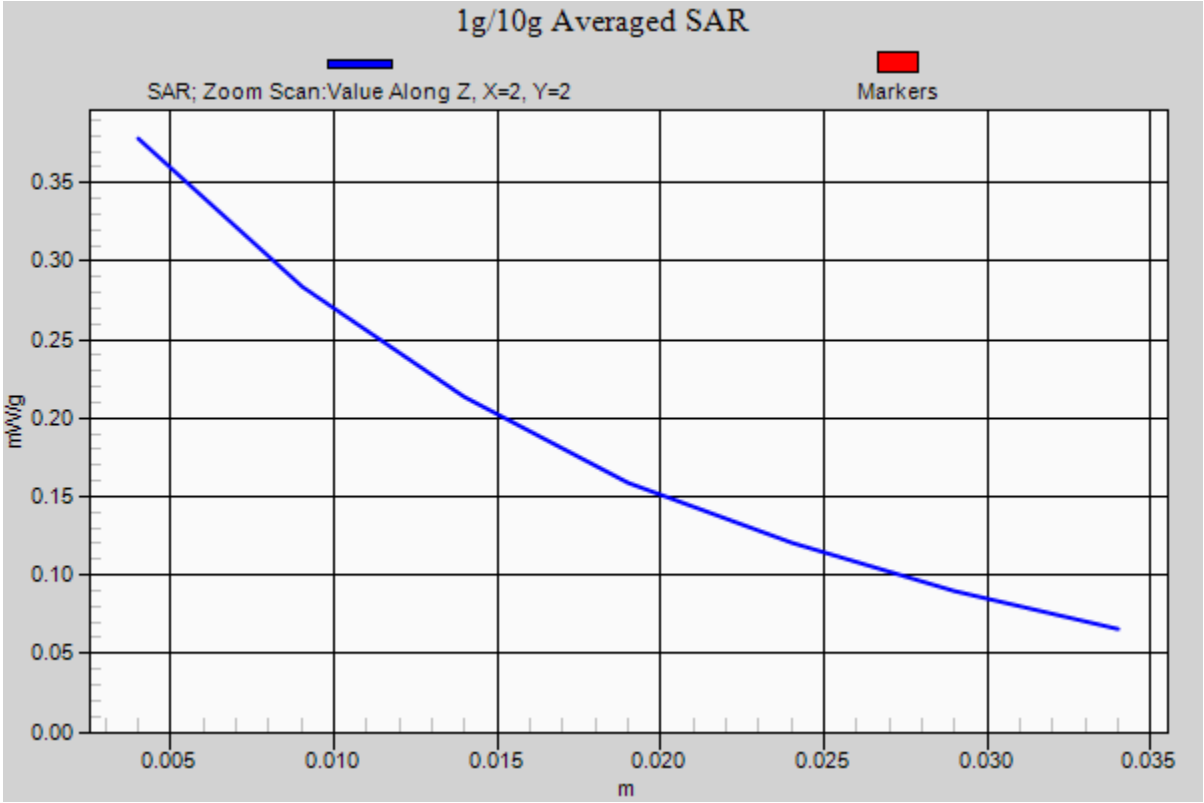
1g/10g Averaged SAR
SAR; Zoom Scan:Value Along Z, X=2, Y=2
Markers
mW/g
0.35
0.30
0.25
0.20
0.15
0.10
0.05
0.00
0.005
0.010
0.015
0.020
0.025
0.030
0.035
m

Test Laboratory: Sporton International Inc. SAR/HAC Testing Lab Date: 9/7/2010

#06 GSM850_GPRS12_Face_1.5cm_Ch128

DUT: 082005

Communication System: GPRS/EDGE 12; Frequency: 824.2 MHz;Duty Cycle: 1:2
Medium: MSL_850_100907 Medium parameters used: f = 824.2 MHz; σ = 0.959 mho/m; ε_r = 56.2; ρ = 1000 kg/m^3
Ambient Temperature : 23.6 ˚C; Liquid Temperature : 21.4 ˚C

DASY5 Configuration:
- Probe: EX3DV4 - SN3697; ConvF(8.22, 8.22, 8.22); Calibrated: 11/23/2009
- Sensor-Surface: 4mm (Mechanical Surface Detection)
- Electronics: DAE4 Sn1210; Calibrated: 2009/11/16
- Phantom: SAM2; Type: SAM; Serial: TP-1479
- Measurement SW : DASY5, V5.2 Build 162; SEMCAD X Version 14.0 Build 57

Ch128/Area Scan (51x81x1): Measurement grid: dx=15mm, dy=15mm
Maximum value of SAR (interpolated) = 0.109 mW/g

Ch128/Zoom Scan (5x5x7)/Cube 0: Measurement grid: dx=8mm, dy=8mm, dz=5mm
Reference Value = 7.94 V/m; Power Drift = -0.079 dB
Peak SAR (extrapolated) = 0.127 W/kg
SAR(1 g) = 0.100 mW/g; SAR(10 g) = 0.074 mW/g
Maximum value of SAR (measured) = 0.104 mW/g

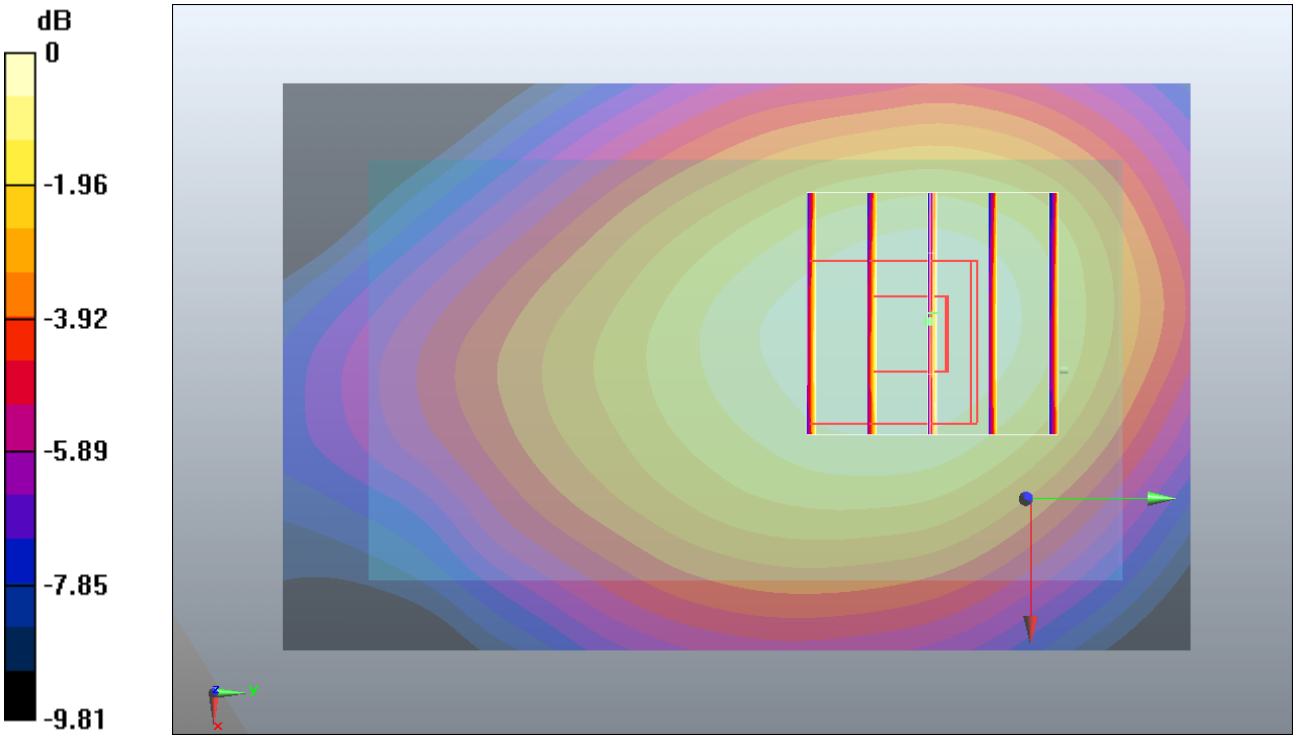

0 dB = 0.104mW/g

Test Laboratory: Sporton International Inc. SAR/HAC Testing Lab Date: 9/8/2010

#11 GSM1900_GPRS12_Bottom_1.5cm_Ch512

DUT: 082005

Communication System: GPRS/EDGE 12; Frequency: 1850.2 MHz;Duty Cycle: 1:2
Medium: MSL_1900_100908 Medium parameters used: f = 1850.2 MHz; σ = 1.47 mho/m; ε_r = 54.1; ρ = 1000 kg/m^3
Ambient Temperature : 23.6 ˚C; Liquid Temperature : 21.5 ˚C

DASY5 Configuration:
- Probe: EX3DV4 - SN3697; ConvF(7.04, 7.04, 7.04); Calibrated: 11/23/2009
- Sensor-Surface: 4mm (Mechanical Surface Detection)
- Electronics: DAE4 Sn1210; Calibrated: 2009/11/16
- Phantom: SAM2; Type: SAM; Serial: TP-1479
- Measurement SW : DASY5, V5.2 Build 162; SEMCAD X Version 14.0 Build 57

Ch512/Area Scan (51x81x1): Measurement grid: dx=15mm, dy=15mm
Maximum value of SAR (interpolated) = 0.314 mW/g

Ch512/Zoom Scan (5x5x7)/Cube 0: Measurement grid: dx=8mm, dy=8mm, dz=5mm
Reference Value = 12.1 V/m; Power Drift = -0.115 dB
Peak SAR (extrapolated) = 0.420 W/kg
SAR(1 g) = 0.267 mW/g; SAR(10 g) = 0.168 mW/g
Maximum value of SAR (measured) = 0.289 mW/g

Ch512/Zoom Scan (5x5x7)/Cube 1: Measurement grid: dx=8mm, dy=8mm, dz=5mm
Reference Value = 12.1 V/m; Power Drift = -0.115 dB
Peak SAR (extrapolated) = 0.405 W/kg
SAR(1 g) = 0.265 mW/g; SAR(10 g) = 0.174 mW/g
Maximum value of SAR (measured) = 0.284 mW/g

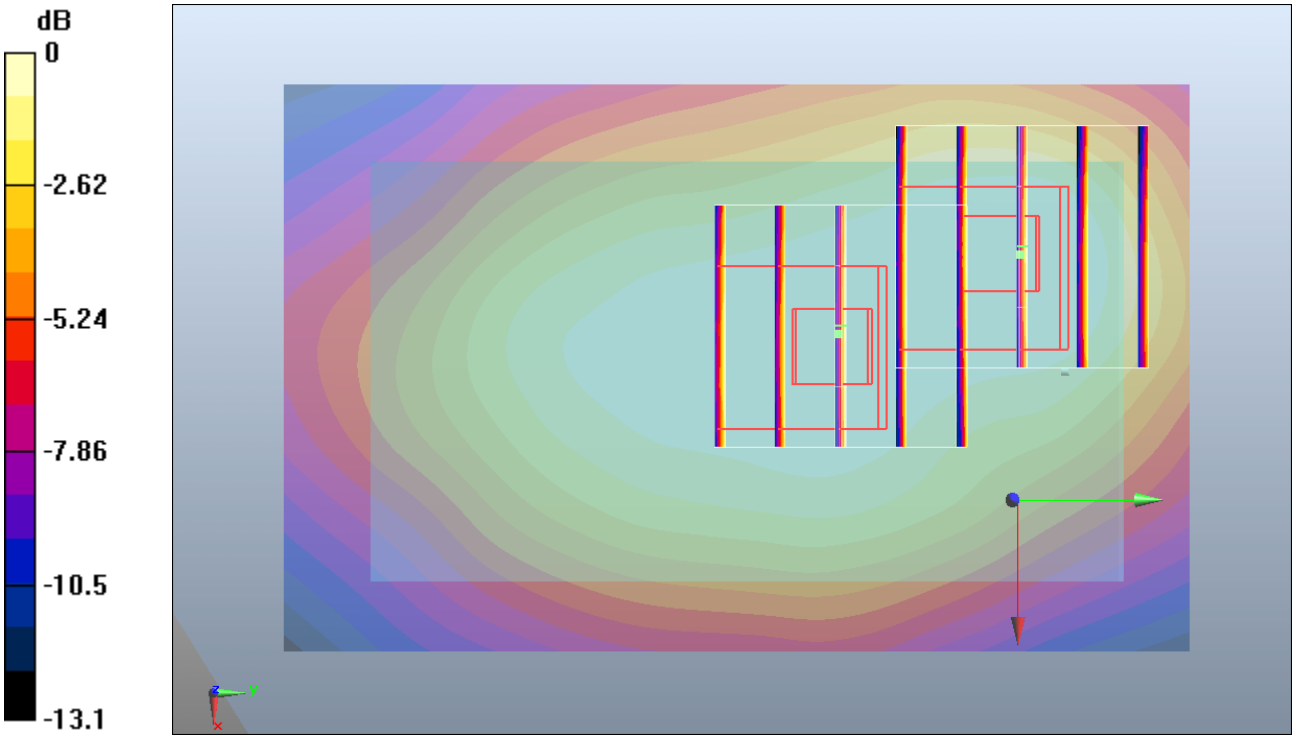

0 dB = 0.284mW/g

Test Laboratory: Sporton International Inc. SAR/HAC Testing Lab Date: 9/8/2010

#11 GSM1900_GPRS12_Bottom_1.5cm_Ch512_2D

DUT: 082005

Communication System: GPRS/EDGE 12; Frequency: 1850.2 MHz;Duty Cycle: 1:2
Medium: MSL_1900_100908 Medium parameters used: f = 1850.2 MHz; σ = 1.47 mho/m; ε_r = 54.1; ρ = 1000 kg/m^3
Ambient Temperature : 23.6 ˚C; Liquid Temperature : 21.5 ˚C

DASY5 Configuration:
- Probe: EX3DV4 - SN3697; ConvF(7.04, 7.04, 7.04); Calibrated: 11/23/2009
- Sensor-Surface: 4mm (Mechanical Surface Detection)
- Electronics: DAE4 Sn1210; Calibrated: 2009/11/16
- Phantom: SAM2; Type: SAM; Serial: TP-1479
- Measurement SW : DASY5, V5.2 Build 162; SEMCAD X Version 14.0 Build 57

Ch512/Area Scan (51x81x1): Measurement grid: dx=15mm, dy=15mm
Maximum value of SAR (interpolated) = 0.314 mW/g

Ch512/Zoom Scan (5x5x7)/Cube 0: Measurement grid: dx=8mm, dy=8mm, dz=5mm
Reference Value = 12.1 V/m; Power Drift = -0.115 dB
Peak SAR (extrapolated) = 0.420 W/kg
SAR(1 g) = 0.267 mW/g; SAR(10 g) = 0.168 mW/g
Maximum value of SAR (measured) = 0.289 mW/g

Ch512/Zoom Scan (5x5x7)/Cube 1: Measurement grid: dx=8mm, dy=8mm, dz=5mm
Reference Value = 12.1 V/m; Power Drift = -0.115 dB
Peak SAR (extrapolated) = 0.405 W/kg
SAR(1 g) = 0.265 mW/g; SAR(10 g) = 0.174 mW/g
Maximum value of SAR (measured) = 0.284 mW/g

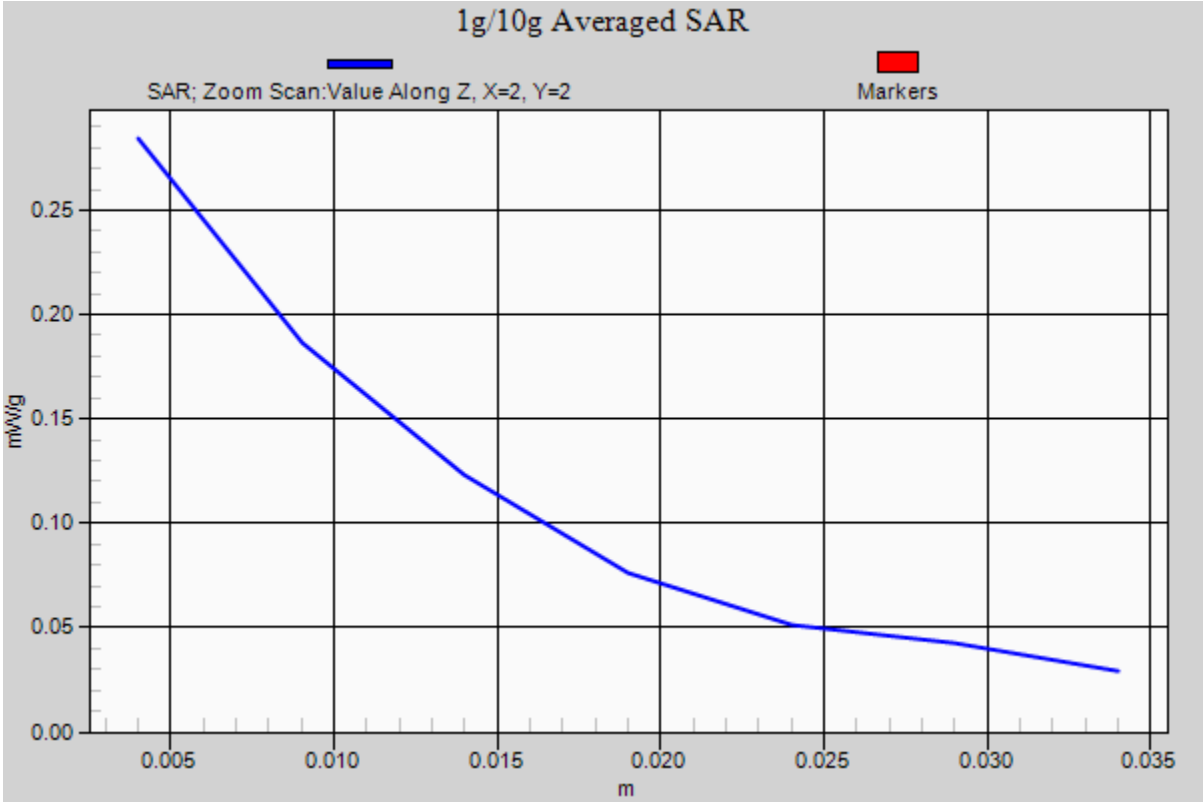
1g/10g Averaged SAR
SAR; Zoom Scan:Value Along Z, X=2, Y=2
Markers
mW/g
0.25
0.20
0.15
0.10
0.05
0.00
0.005
0.010
0.015
0.020
0.025
0.030
0.035
m

Test Laboratory: Sporton International Inc. SAR/HAC Testing Lab Date: 9/8/2010

#12 GSM1900_GPRS12_Face_1.5cm_Ch512

DUT: 082005

Communication System: GPRS/EDGE 12; Frequency: 1850.2 MHz;Duty Cycle: 1:2
Medium: MSL_1900_100908 Medium parameters used: f = 1850.2 MHz; σ = 1.47 mho/m; ε_r = 54.1; ρ = 1000 kg/m^3
Ambient Temperature : 23.6 ˚C; Liquid Temperature : 21.5 ˚C

DASY5 Configuration:
- Probe: EX3DV4 - SN3697; ConvF(7.04, 7.04, 7.04); Calibrated: 11/23/2009
- Sensor-Surface: 4mm (Mechanical Surface Detection)
- Electronics: DAE4 Sn1210; Calibrated: 2009/11/16
- Phantom: SAM2; Type: SAM; Serial: TP-1479
- Measurement SW : DASY5, V5.2 Build 162; SEMCAD X Version 14.0 Build 57

Ch512/Area Scan (51x81x1): Measurement grid: dx=15mm, dy=15mm
Maximum value of SAR (interpolated) = 0.174 mW/g

Ch512/Zoom Scan (5x5x7)/Cube 0: Measurement grid: dx=8mm, dy=8mm, dz=5mm
Reference Value = 7.74 V/m; Power Drift = -0.095 dB
Peak SAR (extrapolated) = 0.246 W/kg
SAR(1 g) = 0.159 mW/g; SAR(10 g) = 0.100 mW/g
Maximum value of SAR (measured) = 0.171 mW/g

Ch512/Zoom Scan (5x5x7)/Cube 1: Measurement grid: dx=8mm, dy=8mm, dz=5mm
Reference Value = 7.74 V/m; Power Drift = -0.095 dB
Peak SAR (extrapolated) = 0.221 W/kg
SAR(1 g) = 0.155 mW/g; SAR(10 g) = 0.103 mW/g
Maximum value of SAR (measured) = 0.164 mW/g



0 dB = 0.164mW/g