WCDMA Band IV (RMC 12.2Kbps)	
Lowest Channel	
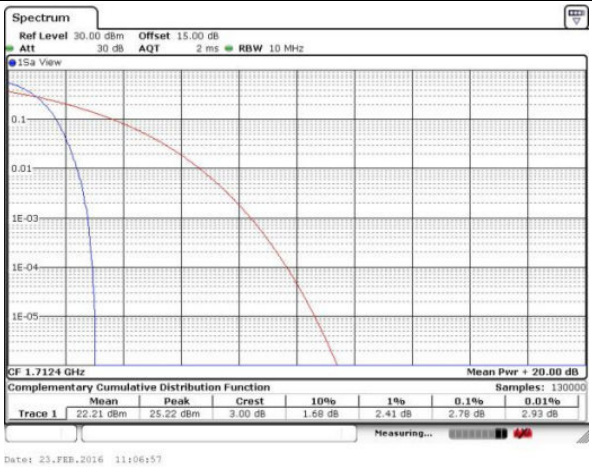	
Middle Channel	
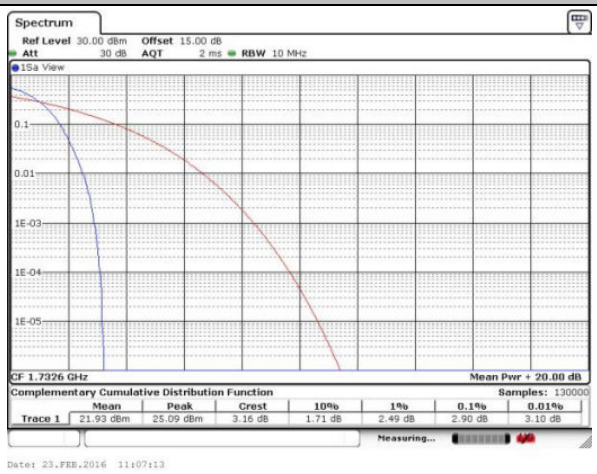	
Highest Channel	
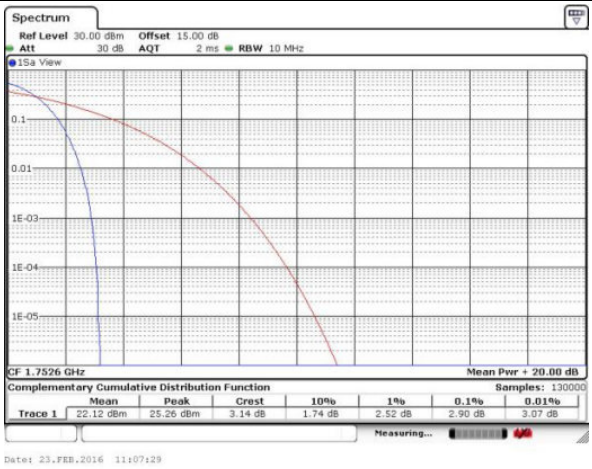	

26dB Bandwidth

Mode	WCDMA Band V	WCDMA Band II	WCDMA Band IV
Mod.	RMC 12.2Kbps	RMC 12.2Kbps	RMC 12.2Kbps
Lowest CH	4.68	4.68	4.69
Middle CH	4.68	4.68	4.68
Highest CH	4.69	4.69	4.69

WCDMA Band V (RMC 12.2Kbps)	WCDMA Band II (RMC 12.2Kbps)
Lowest Channel	**Lowest Channel**
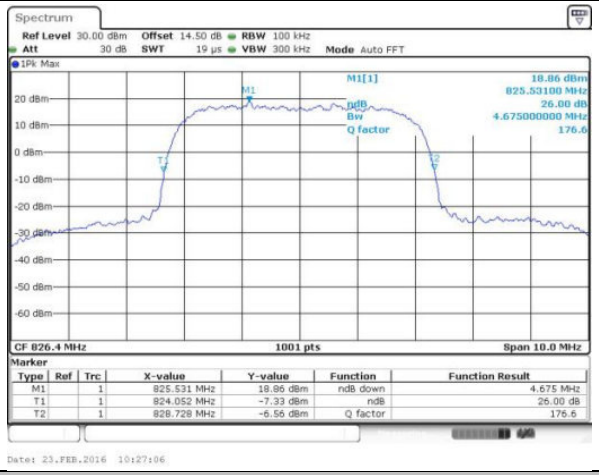	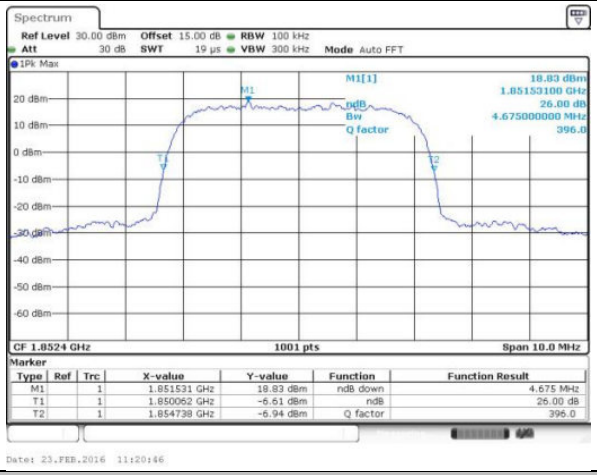
Middle Channel	**Middle Channel**
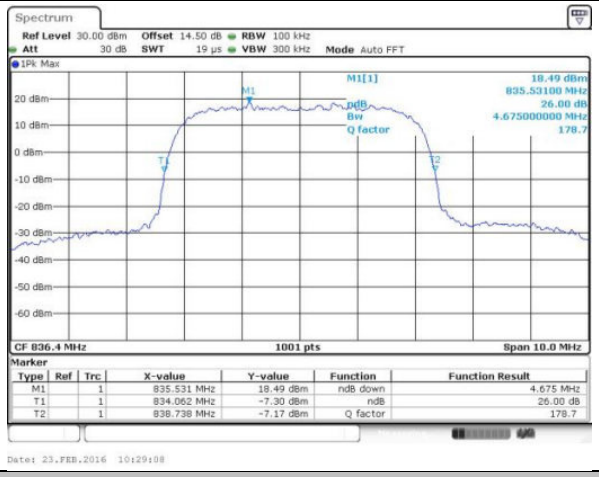	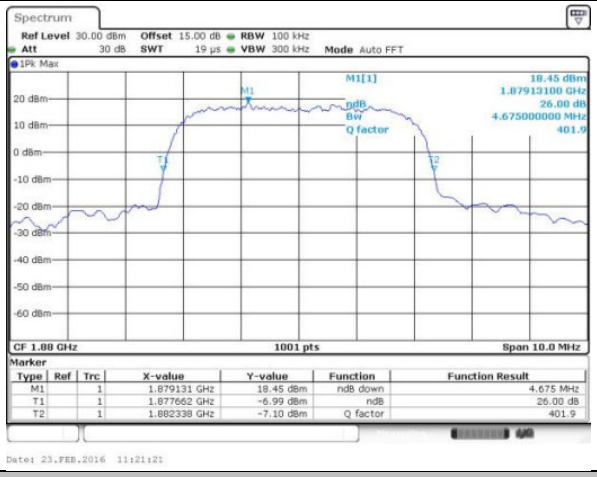
Highest Channel	**Highest Channel**
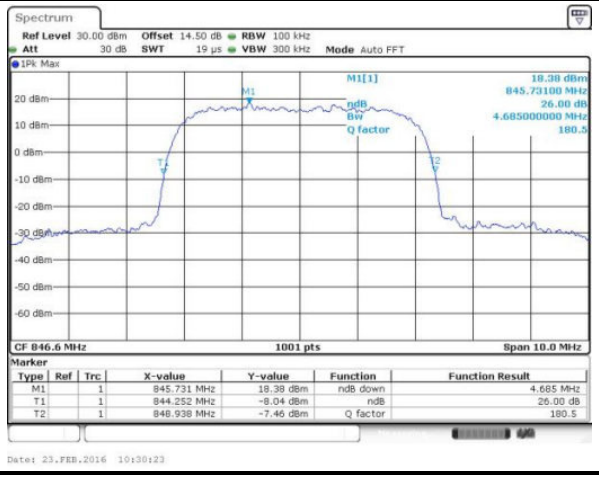	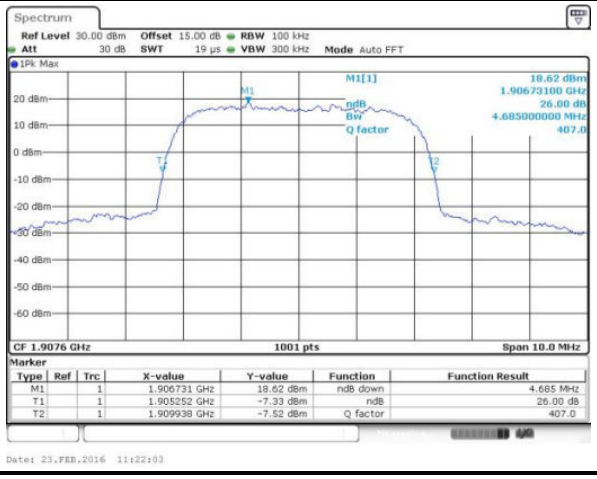

WCDMA Band IV (RMC 12.2Kbps)	
Lowest Channel	
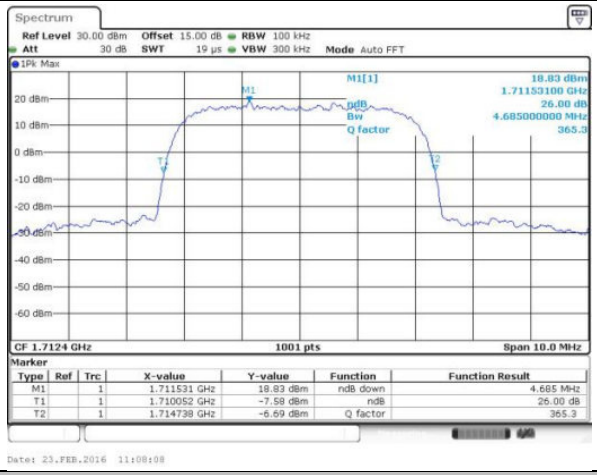	
Middle Channel	
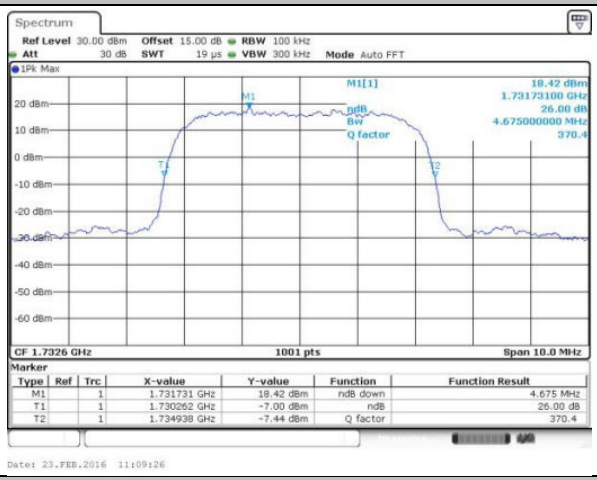	
Highest Channel	
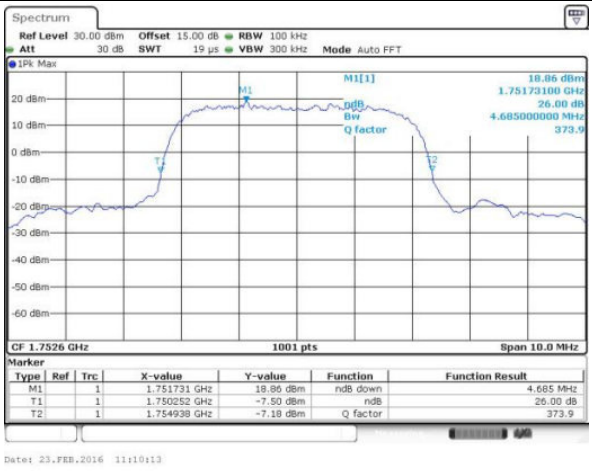	

Occupied Bandwidth

Mode	WCDMA Band V	WCDMA Band II	WCDMA Band IV
Mod.	RMC 12.2Kbps	RMC 12.2Kbps	RMC 12.2Kbps
Lowest CH	4.15	4.15	4.15
Middle CH	4.15	4.15	4.15
Highest CH	4.15	4.15	4.16

WCDMA Band V (RMC 12.2Kbps)	WCDMA Band II (RMC 12.2Kbps)
Lowest Channel	**Lowest Channel**
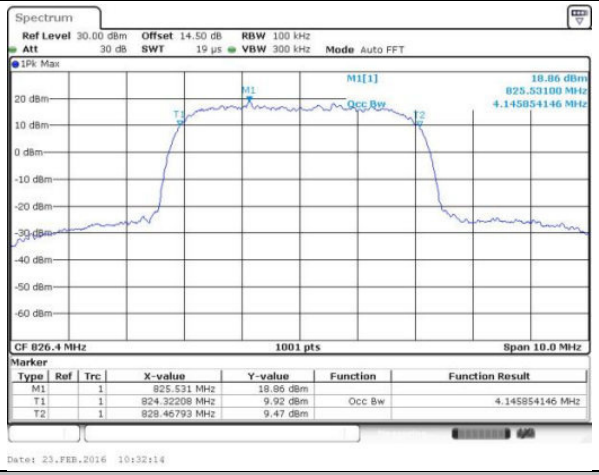	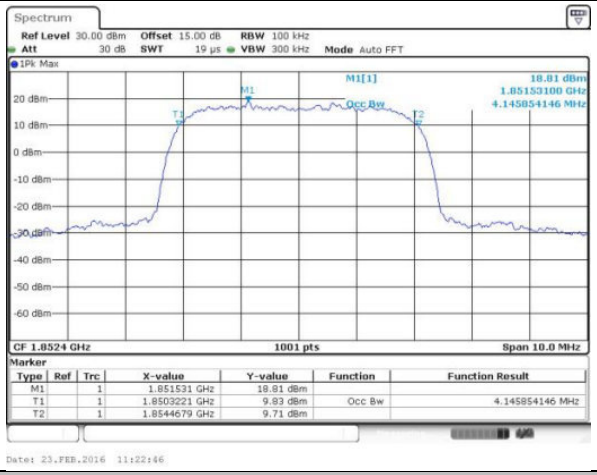
Middle Channel	**Middle Channel**
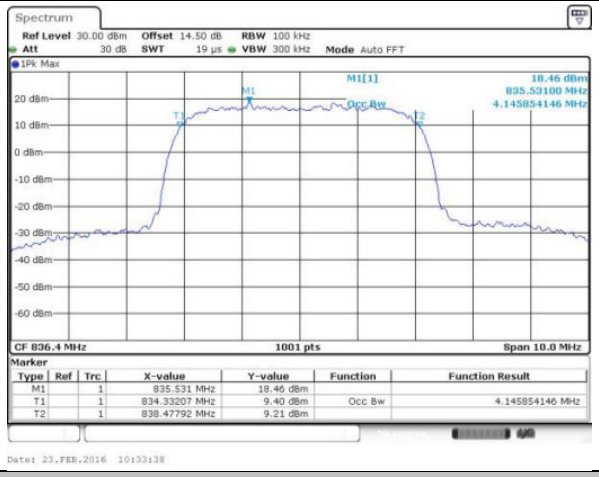	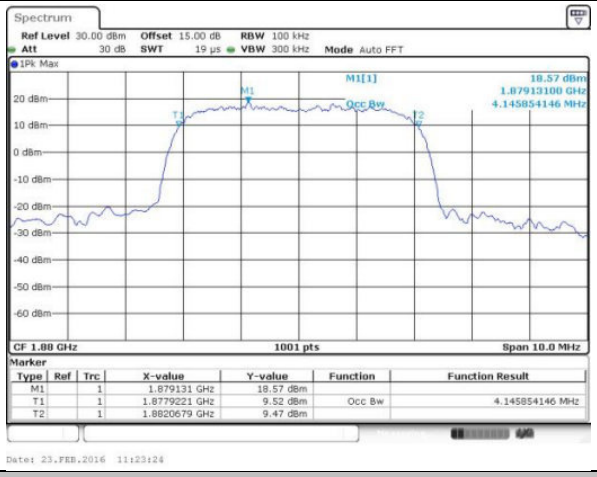
Highest Channel	**Highest Channel**
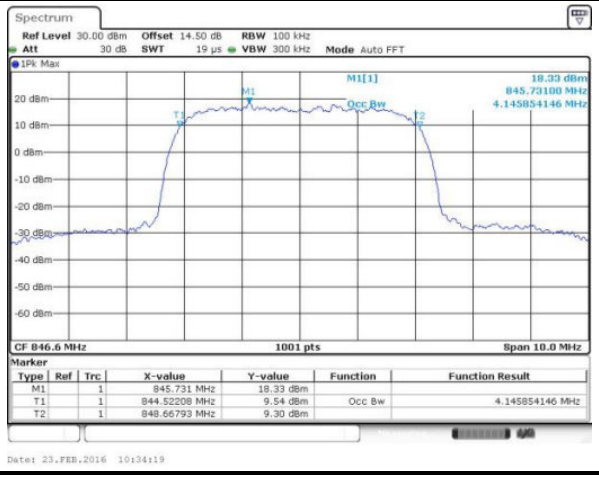	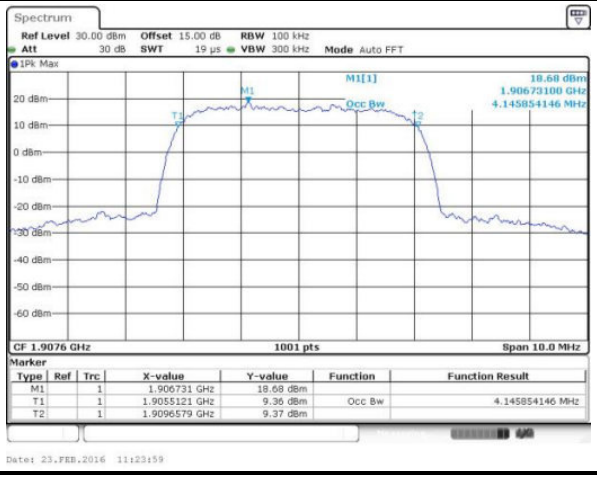

WCDMA Band IV (RMC 12.2Kbps)	
Lowest Channel	
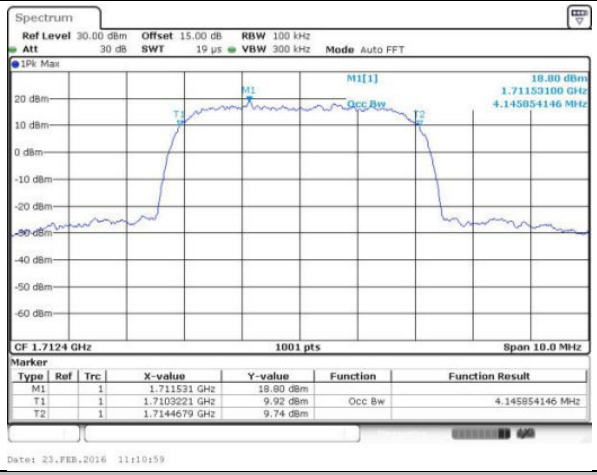	
Middle Channel	
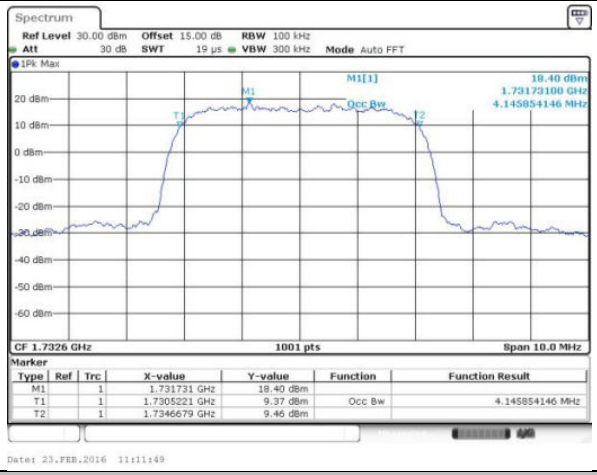	
Highest Channel	
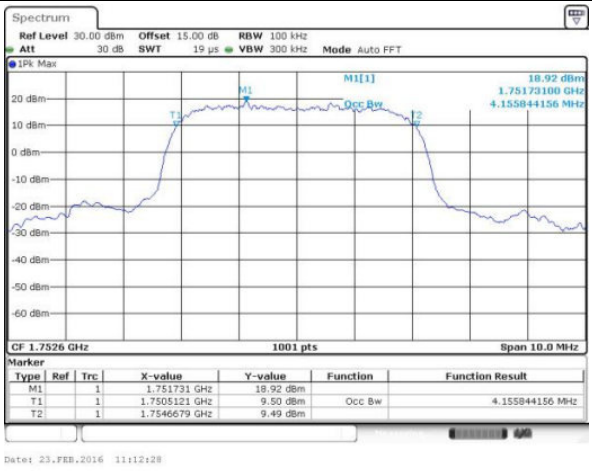	

Conducted Band Edge

WCDMA Band V (RMC 12.2Kbps)

Lowest Band Edge

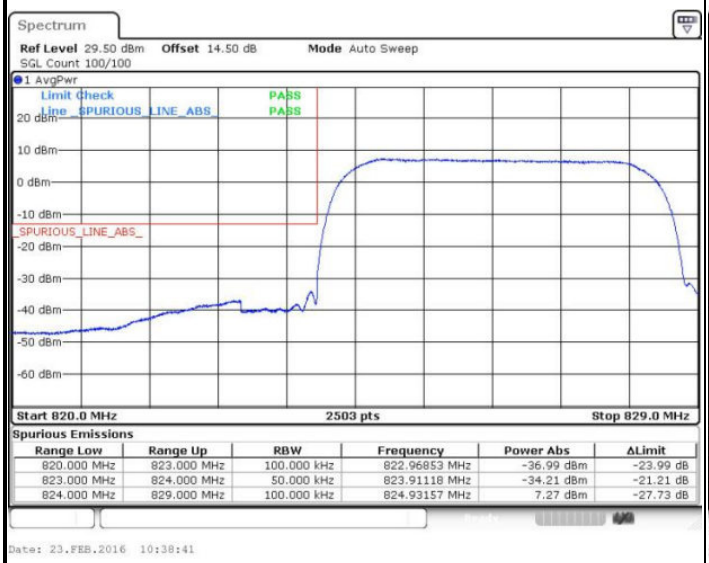

Spurious Emissions

Range Low	Range Up	RBW	Frequency	Power Abs	ΔLimit
820.000 MHz	823.000 MHz	100.000 kHz	822.96853 MHz	-36.99 dBm	-23.99 dB
823.000 MHz	824.000 MHz	50.000 kHz	823.91118 MHz	-34.21 dBm	-21.21 dB
824.000 MHz	829.000 MHz	100.000 kHz	824.93157 MHz	7.27 dBm	-27.73 dB

Date: 23.FEB.2016 10:38:41

Highest Band Edge

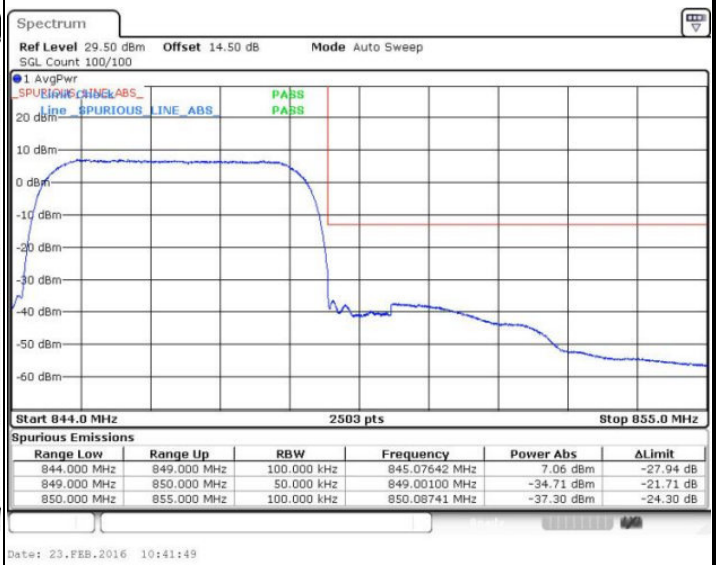

Spurious Emissions

Range Low	Range Up	RBW	Frequency	Power Abs	ΔLimit
844.000 MHz	849.000 MHz	100.000 kHz	845.07642 MHz	7.06 dBm	-27.94 dB
849.000 MHz	850.000 MHz	50.000 kHz	849.00100 MHz	-34.71 dBm	-21.71 dB
850.000 MHz	855.000 MHz	100.000 kHz	850.08741 MHz	-37.30 dBm	-24.30 dB

Date: 23.FEB.2016 10:41:49

WCDMA Band II (RMC 12.2Kbps)

Lowest Band Edge

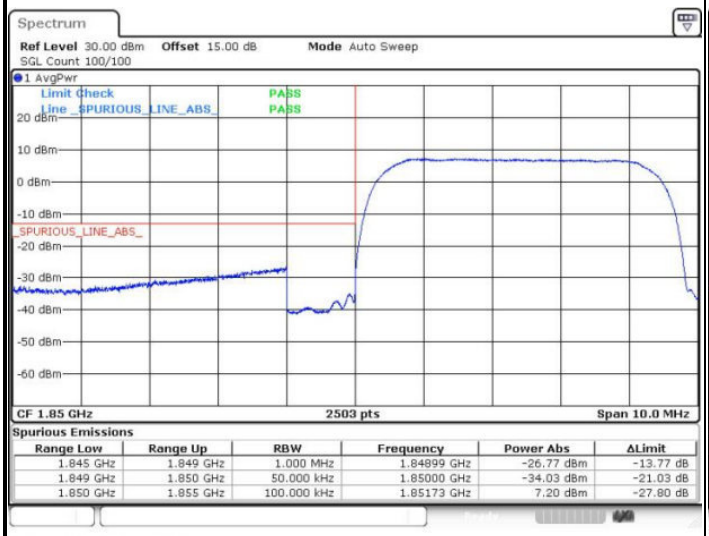

Spurious Emissions

Range Low	Range Up	RBW	Frequency	Power Abs	ΔLimit
1.845 GHz	1.849 GHz	1.000 MHz	1.84899 GHz	-26.77 dBm	-13.77 dB
1.849 GHz	1.850 GHz	50.000 kHz	1.85000 GHz	-34.03 dBm	-21.03 dB
1.850 GHz	1.855 GHz	100.000 kHz	1.85173 GHz	7.20 dBm	-27.80 dB

Date: 23.FEB.2016 11:27:50

Highest Band Edge

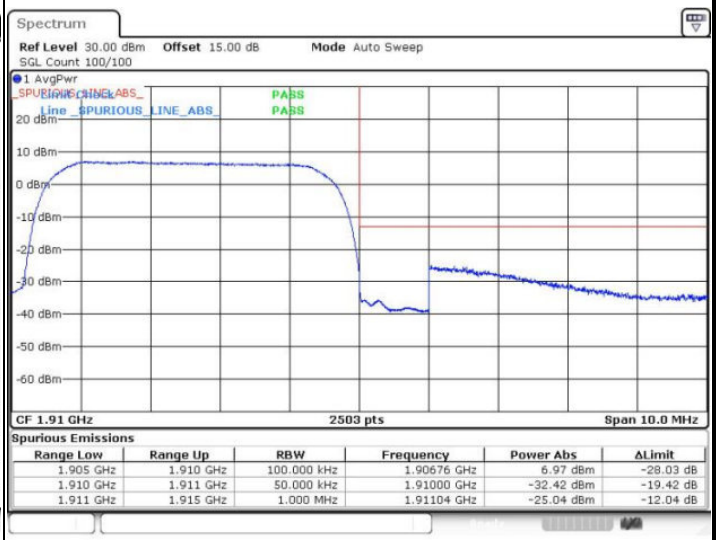

Spurious Emissions

Range Low	Range Up	RBW	Frequency	Power Abs	ΔLimit
1.905 GHz	1.910 GHz	100.000 kHz	1.90676 GHz	6.97 dBm	-28.03 dB
1.910 GHz	1.911 GHz	50.000 kHz	1.91000 GHz	-32.42 dBm	-19.42 dB
1.911 GHz	1.915 GHz	1.000 MHz	1.91104 GHz	-25.04 dBm	-12.04 dB

Date: 23.FEB.2016 11:30:44

WCDMA Band IV (RMC 12.2Kbps)	
Lowest Band Edge	**Highest Band Edge**
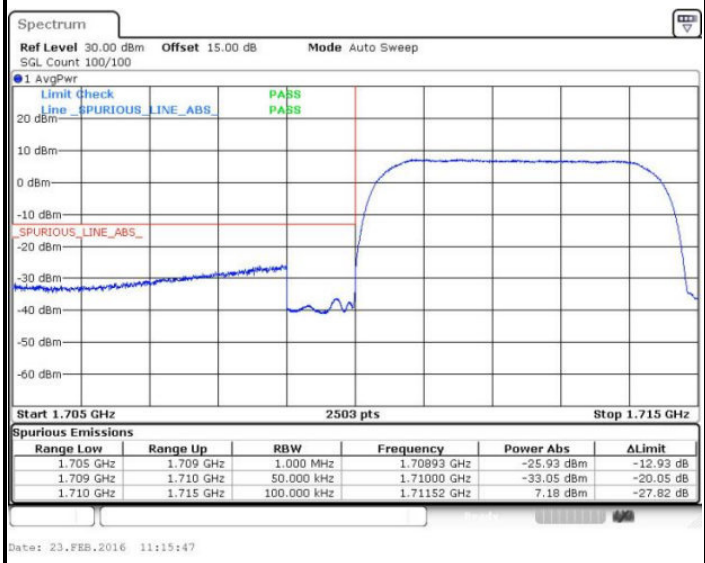	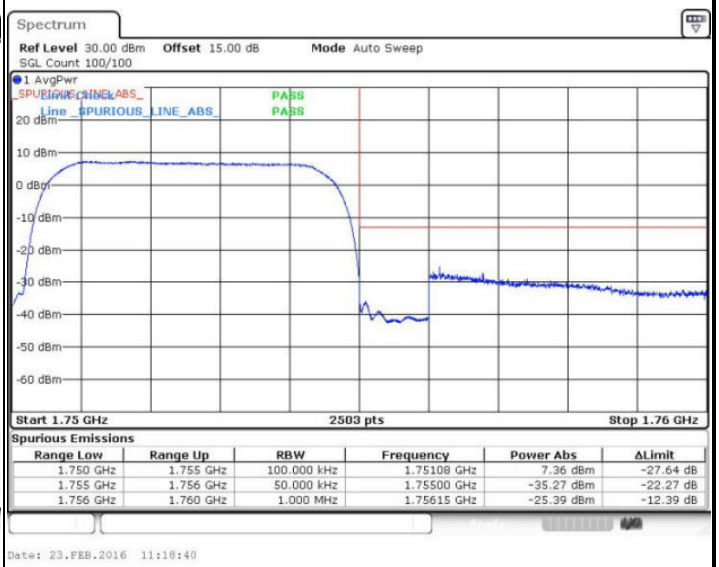

Conducted Spurious Emission

WCDMA Band V (RMC 12.2Kbps)

Lowest Channel

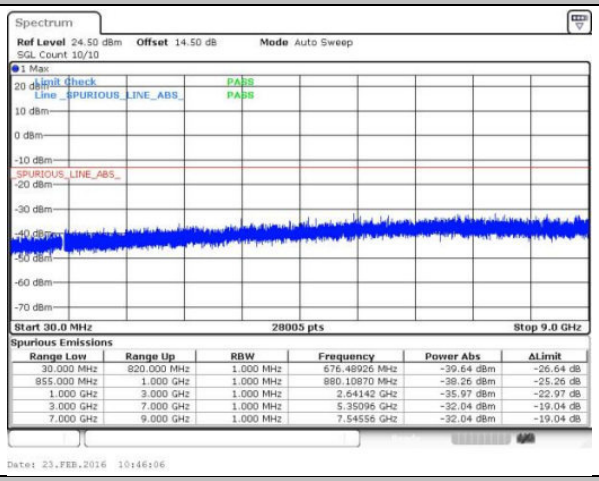

Middle Channel

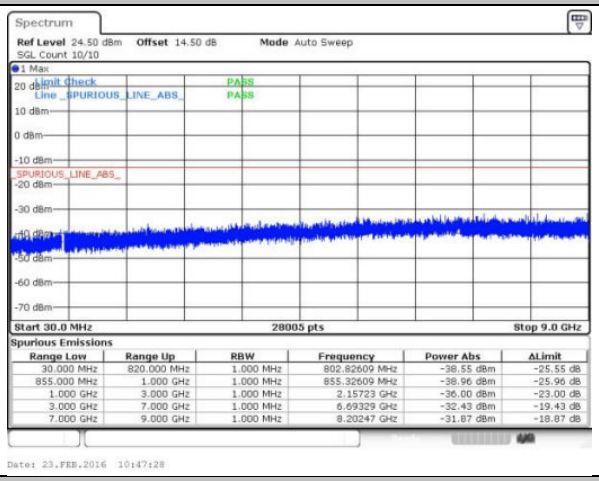

Highest Channel

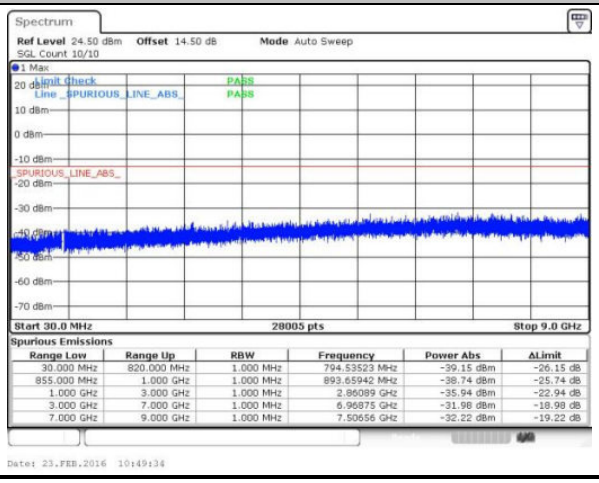

WCDMA Band II (RMC 12.2Kbps)

Lowest Channel

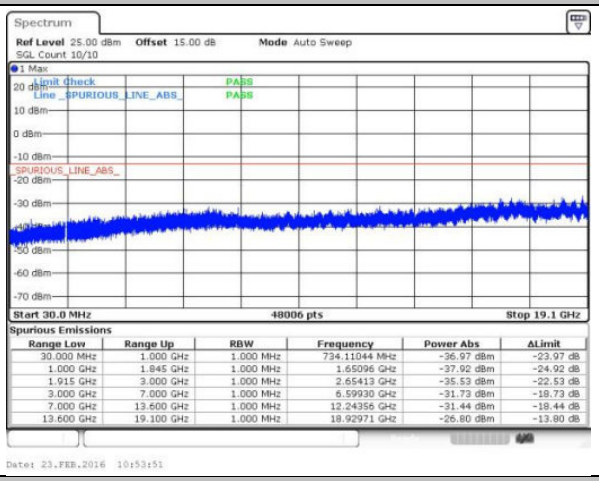

Middle Channel

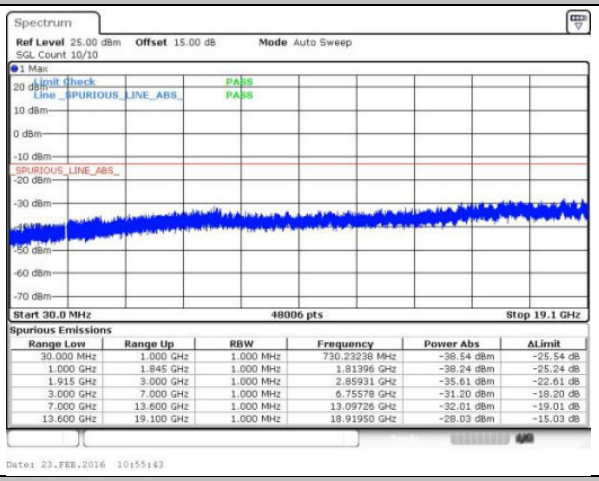

Highest Channel

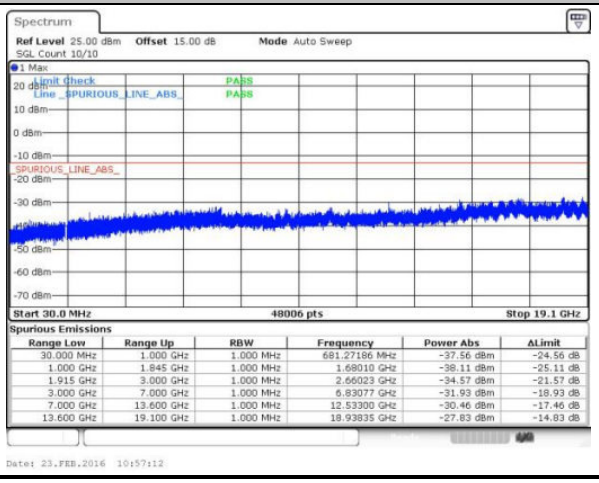

WCDMA Band IV (RMC 12.2Kbps)

Lowest Channel

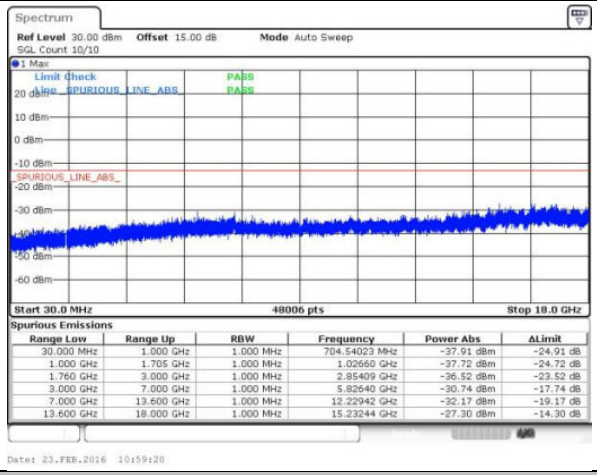

Range Low	Range Up	RBW	Frequency	Power Abs	ΔLimit
30.000 MHz	1.000 GHz	1.000 MHz	704.54023 MHz	-37.91 dBm	-24.91 dB
1.000 GHz	1.705 GHz	1.000 MHz	1.02660 GHz	-37.72 dBm	-24.72 dB
1.760 GHz	3.000 GHz	1.000 MHz	2.85409 GHz	-36.52 dBm	-23.52 dB
3.000 GHz	7.000 GHz	1.000 MHz	5.82640 GHz	-30.74 dBm	-17.74 dB
7.000 GHz	13.600 GHz	1.000 MHz	12.22942 GHz	-32.17 dBm	-19.17 dB
13.600 GHz	18.000 GHz	1.000 MHz	15.23244 GHz	-27.30 dBm	-14.30 dB

Middle Channel

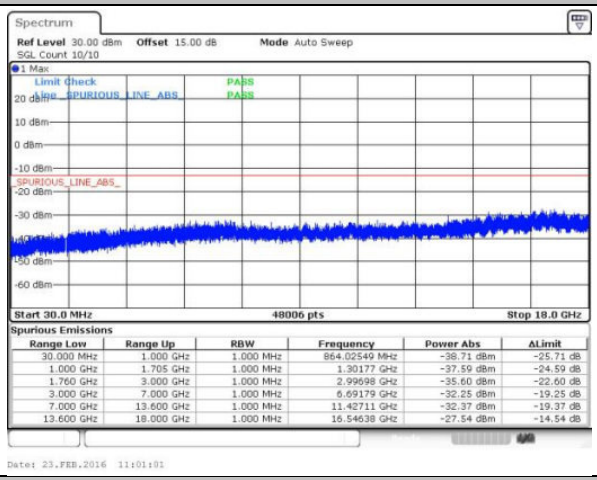

Range Low	Range Up	RBW	Frequency	Power Abs	ΔLimit
30.000 MHz	1.000 GHz	1.000 MHz	864.02549 MHz	-38.71 dBm	-25.71 dB
1.000 GHz	1.705 GHz	1.000 MHz	1.30177 GHz	-37.59 dBm	-24.59 dB
1.760 GHz	3.000 GHz	1.000 MHz	2.99698 GHz	-35.60 dBm	-22.60 dB
3.000 GHz	7.000 GHz	1.000 MHz	6.69179 GHz	-32.25 dBm	-19.25 dB
7.000 GHz	13.600 GHz	1.000 MHz	11.42711 GHz	-32.37 dBm	-19.37 dB
13.600 GHz	18.000 GHz	1.000 MHz	16.54638 GHz	-27.54 dBm	-14.54 dB

Highest Channel

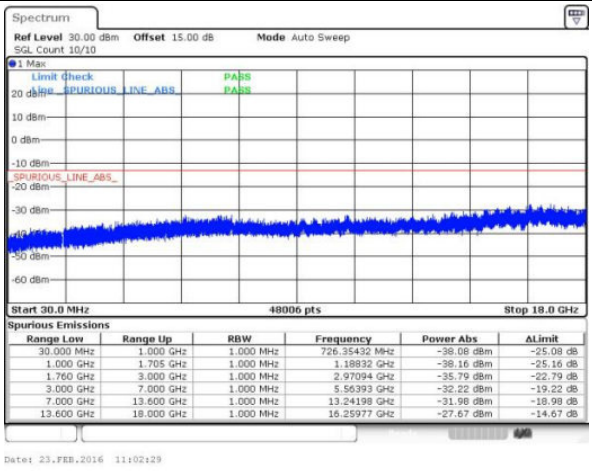

Range Low	Range Up	RBW	Frequency	Power Abs	ΔLimit
30.000 MHz	1.000 GHz	1.000 MHz	726.35432 MHz	-38.08 dBm	-25.08 dB
1.000 GHz	1.705 GHz	1.000 MHz	1.18832 GHz	-38.16 dBm	-25.16 dB
1.760 GHz	3.000 GHz	1.000 MHz	2.97094 GHz	-35.79 dBm	-22.79 dB
3.000 GHz	7.000 GHz	1.000 MHz	5.56393 GHz	-32.22 dBm	-19.22 dB
7.000 GHz	13.600 GHz	1.000 MHz	13.24198 GHz	-31.98 dBm	-18.98 dB
13.600 GHz	18.000 GHz	1.000 MHz	16.25977 GHz	-27.67 dBm	-14.67 dB

Frequency Stability

Test Conditions	Middle Channel	WCDMA Band V (RMC 12.2KbpsRMC 12.2Kbps)	Limit 2.5ppm
Temperature (°C)	Voltage (Volt)	Deviation (ppm)	Result
50	Normal Voltage	0.0036	PASS
40	Normal Voltage	0.0024	
30	Normal Voltage	0.0012	
20(Ref.)	Normal Voltage	0.0000	
10	Normal Voltage	0.0132	
0	Normal Voltage	0.0143	
-10	Normal Voltage	0.0155	
-20	Normal Voltage	0.0167	
-30	Normal Voltage	0.0179	
20	Maximum Voltage	0.0012	
20	Normal Voltage	0.0000	
20	Battery End Point	0.0012	

Note: Normal Voltage = 3.8V. ；Battery End Point (BEP) = 3.6 V.；Maximum Voltage =4.35 V

Test Conditions	Middle Channel	WCDMA Band II (RMC 12.2Kbps)	Limit Note 2.
Temperature (°C)	Voltage (Volt)	Deviation (ppm)	Result
50	Normal Voltage	0.0036	PASS
40	Normal Voltage	0.0024	
30	Normal Voltage	0.0012	
20(Ref.)	Normal Voltage	0.0000	
10	Normal Voltage	0.0012	
0	Normal Voltage	0.0383	
-10	Normal Voltage	0.0395	
-20	Normal Voltage	0.0407	
-30	Normal Voltage	0.0418	
20	Maximum Voltage	0.0024	
20	Normal Voltage	0.0000	
20	Battery End Point	0.0012	

Note:

1. Normal Voltage = 3.8V. ；Battery End Point (BEP) = 3.6 V.；Maximum Voltage =4.35 V
2. The frequency fundamental emissions stay within the authorized frequency block based on the frequency deviation measured is small.

Test Conditions	Middle Channel	WCDMA Band IV (RMC 12.2Kbps)	Limit Note 2.
Temperature (°C)	Voltage (Volt)	Deviation (ppm)	Result
50	Normal Voltage	0.0048	PASS
40	Normal Voltage	0.0024	
30	Normal Voltage	0.0012	
20(Ref.)	Normal Voltage	0.0000	
10	Normal Voltage	0.0012	
0	Normal Voltage	0.0024	
-10	Normal Voltage	0.0036	
-20	Normal Voltage	0.0048	
-30	Normal Voltage	0.0060	
20	Maximum Voltage	0.0012	
20	Normal Voltage	0.0000	
20	Battery End Point	0.0012	

Note:

1. Normal Voltage = 3.8V. ；Battery End Point (BEP) = 3.6 V.；Maximum Voltage =4.35 V
2. The frequency fundamental emissions stay within the authorized frequency block based on the frequency deviation measured is small.

Appendix B. Test Results of Radiated Test

ERP/EIRP

Channel	Mode	Horizontal		Vertical	
		ERP(dBm)	ERP(W)	ERP(dBm)	ERP(W)
Lowest	GSM850 GSM	25.48	0.3530	14.75	0.0298
Middle		26.86	0.4848	15.99	0.0397
Highest		27.75	0.5955	17.16	0.0520
Lowest	GSM850 EDGE class 8	21.27	0.1339	10.43	0.0110
Middle		22.57	0.1808	11.68	0.0147
Highest		24.13	0.2589	13.77	0.0238
Lowest	WCDMA Band V RMC 12.2Kbps	16.82	0.0481	6.16	0.0041
Middle		18.31	0.0678	8.01	0.0063
Highest		18.44	0.0698	8.53	0.0071
Limit	ERP < 7W	Result		PASS	

Channel	Mode	Horizontal		Vertical	
		EIRP(dBm)	EIRP(W)	EIRP(dBm)	EIRP(W)
Lowest	GSM1900 GSM	28.33	0.6812	28.74	0.7489
Middle		28.37	0.6873	28.74	0.7489
Highest		29.00	0.7947	29.12	0.8168
Lowest	GSM1900 EDGE class 8	27.14	0.5181	27.47	0.5587
Middle		27.32	0.5390	27.59	0.5737
Highest		27.53	0.5669	27.63	0.5790
Lowest	WCDMA Band II RMC 12.2Kbps	22.21	0.1664	22.35	0.1718
Middle		21.89	0.1545	22.01	0.1590
Highest		23.14	0.2061	22.94	0.1970
Limit	EIRP < 2W	Result		PASS	

Channel	Mode	Horizontal		Vertical	
		EIRP(dBm)	EIRP(W)	EIRP(dBm)	EIRP(W)
Lowest	WCDMA Band IV RMC 12.2Kbps	20.55	0.1136	20.92	0.1236
Middle		20.46	0.1112	20.72	0.1180
Highest		21.72	0.1487	22.05	0.1602
Limit	EIRP < 1W	Result		PASS	

Radiated Spurious Emission

GSM850 (GSM)									
Channel	Frequency (MHz)	ERP (dBm)	Limit (dBm)	Over Limit (dB)	SPA Reading (dBm)	S.G. Power (dBm)	TX Cable loss (dB)	TX Antenna Gain (dBi)	Polarization (H/V)
Lowest	1648.4	-49.48	-13	-36.48	-53.50	-47.91	4.92	5.50	H
	2472.6	-56.82	-13	-43.82	-63.11	-54.36	6.11	5.80	H
	3296.8	-54.18	-13	-41.18	-62.90	-52.80	7.33	8.10	H
	1648.4	-49.70	-13	-36.70	-53.95	-48.13	4.92	5.50	V
	2472.6	-57.06	-13	-44.06	-62.64	-54.60	6.11	5.80	V
	3296.8	-54.28	-13	-41.28	-62.51	-52.90	7.33	8.10	V
Middle	1672	-49.98	-13	-36.98	-53.96	-48.41	4.92	5.50	H
	2510	-57.59	-13	-44.59	-63.88	-55.13	6.11	5.80	H
	3346	-55.99	-13	-42.99	-64.71	-54.61	7.33	8.10	H
	1672	-51.61	-13	-38.61	-55.39	-50.04	4.92	5.50	V
	2510	-56.95	-13	-43.95	-62.53	-54.49	6.11	5.80	V
	3346	-55.75	-13	-42.75	-63.98	-54.37	7.33	8.10	V
Highest	1697.6	-51.80	-13	-38.80	-54.98	-50.23	4.92	5.50	H
	2546.4	-58.77	-13	-45.77	-65.06	-56.31	6.11	5.80	H
	3395.2	-56.88	-13	-43.88	-65.60	-55.50	7.33	8.10	H
	1697.6	-54.27	-13	-41.27	-56.93	-52.70	4.92	5.50	V
	2546.4	-58.33	-13	-45.33	-63.91	-55.87	6.11	5.80	V
	3395.2	-56.98	-13	-43.98	-65.21	-55.60	7.33	8.10	V

Remark: Spurious emissions within 30-1000MHz were found more than 20dB below limit line.

GSM850 (EDGE class 8)									
Channel	Frequency (MHz)	ERP (dBm)	Limit (dBm)	Over Limit (dB)	SPA Reading (dBm)	S.G. Power (dBm)	TX Cable loss (dB)	TX Antenna Gain (dBi)	Polarization (H/V)
Lowest	1648.4	-44.82	-13	-31.82	-50.06	-43.25	4.92	5.50	H
	2472.6	-58.52	-13	-45.52	-64.81	-56.06	6.11	5.80	H
	3296.8	-56.61	-13	-43.61	-65.33	-55.23	7.33	8.10	H
	1648.4	-46.13	-13	-33.13	-51.28	-44.56	4.92	5.50	V
	2472.6	-57.73	-13	-44.73	-63.31	-55.27	6.11	5.80	V
	3296.8	-57.42	-13	-44.42	-65.65	-56.04	7.33	8.10	V
Middle	1672	-51.47	-13	-38.47	-54.77	-49.90	4.92	5.50	H
	2510	-58.00	-13	-45.00	-64.29	-55.54	6.11	5.80	H
	3346	-55.79	-13	-42.79	-64.51	-54.41	7.33	8.10	H
	1672	-50.37	-13	-37.37	-54.42	-48.80	4.92	5.50	V
	2510	-58.36	-13	-45.36	-63.94	-55.90	6.11	5.80	V
	3346	-57.29	-13	-44.29	-65.52	-55.91	7.33	8.10	V
Highest	1697.6	-55.62	-13	-42.62	-57.93	-54.05	4.92	5.50	H
	2546.4	-57.90	-13	-44.90	-64.19	-55.44	6.11	5.80	H
	3395.2	-56.88	-13	-43.88	-65.60	-55.50	7.33	8.10	H
	1697.6	-53.80	-13	-40.80	-56.59	-52.23	4.92	5.50	V
	2546.4	-55.89	-13	-42.89	-61.47	-53.43	6.11	5.80	V
	3395.2	-56.98	-13	-43.98	-65.21	-55.60	7.33	8.10	V

Remark: Spurious emissions within 30-1000MHz were found more than 20dB below limit line.

GSM1900 (GSM)									
Channel	Frequency (MHz)	EIRP (dBm)	Limit (dBm)	Over Limit (dB)	SPA Reading (dBm)	S.G. Power (dBm)	TX Cable loss (dB)	TX Antenna Gain (dBi)	Polarization (H/V)
Lowest	3700.4	-49.97	-13	-36.97	-64.47	-50.34	7.73	8.10	H
	5550.6	-48.44	-13	-35.44	-66.45	-49.34	9.5	10.40	H
	7400.8	-46.67	-13	-33.67	-67.08	-47.29	11.08	11.70	H
	3700.4	-49.33	-13	-36.33	-64.42	-49.70	7.73	8.1	V
	5550.6	-48.64	-13	-35.64	-66.91	-49.54	9.5	10.4	V
	7400.8	-45.73	-13	-32.73	-66.23	-46.35	11.08	11.7	V
Middle	3760	-49.42	-13	-36.42	-63.92	-49.79	7.73	8.10	H
	5640	-48.66	-13	-35.66	-66.67	-49.56	9.5	10.40	H
	7520	-46.47	-13	-33.47	-66.88	-47.09	11.08	11.70	H
	3760	-50.00	-13	-37.00	-65.09	-50.37	7.73	8.1	V
	5640	-49.21	-13	-36.21	-67.48	-50.11	9.5	10.4	V
	7520	-46.75	-13	-33.75	-67.25	-47.37	11.08	11.7	V
Highest	3819.6	-49.79	-13	-36.79	-64.29	-50.16	7.73	8.10	H
	5729.4	-47.46	-13	-34.46	-65.47	-48.36	9.5	10.40	H
	7639.2	-46.31	-13	-33.31	-66.72	-46.93	11.08	11.70	H
	3819.6	-48.16	-13	-35.16	-63.25	-48.53	7.73	8.1	V
	5729.4	-48.34	-13	-35.34	-66.61	-49.24	9.5	10.4	V
	7639.2	-45.56	-13	-32.56	-66.06	-46.18	11.08	11.7	V

Remark: Spurious emissions within 30-1000MHz were found more than 20dB below limit line.

GSM1900 (EDGE class 8)									
Channel	Frequency (MHz)	EIRP (dBm)	Limit (dBm)	Over Limit (dB)	SPA Reading (dBm)	S.G. Power (dBm)	TX Cable loss (dB)	TX Antenna Gain (dBi)	Polarization (H/V)
Lowest	3700.4	-50.91	-13	-37.91	-65.41	-51.28	7.73	8.10	H
	5550.6	-48.57	-13	-35.57	-66.58	-49.47	9.5	10.40	H
	7400.8	-46.02	-13	-33.02	-66.43	-46.64	11.08	11.70	H
	3700.4	-50.72	-13	-37.72	-65.81	-51.09	7.73	8.1	V
	5550.6	-48.69	-13	-35.69	-66.96	-49.59	9.5	10.4	V
	7400.8	-46.55	-13	-33.55	-67.05	-47.17	11.08	11.7	V
Middle	3760	-49.81	-13	-36.81	-64.31	-50.18	7.73	8.10	H
	5640	-48.48	-13	-35.48	-66.49	-49.38	9.5	10.40	H
	7520	-45.60	-13	-32.60	-66.01	-46.22	11.08	11.70	H
	3760	-50.92	-13	-37.92	-66.01	-51.29	7.73	8.1	V
	5640	-47.02	-13	-34.02	-65.29	-47.92	9.5	10.4	V
	7520	-46.31	-13	-33.31	-66.81	-46.93	11.08	11.7	V
Highest	3819.6	-48.24	-13	-35.24	-62.74	-48.61	7.73	8.10	H
	5729.4	-48.05	-13	-35.05	-66.06	-48.95	9.5	10.40	H
	7639.2	-45.18	-13	-32.18	-65.59	-45.80	11.08	11.70	H
	3819.6	-47.81	-13	-34.81	-62.9	-48.18	7.73	8.1	V
	5729.4	-47.29	-13	-34.29	-65.56	-48.19	9.5	10.4	V
	7639.2	-45.79	-13	-32.79	-66.29	-46.41	11.08	11.7	V

Remark: Spurious emissions within 30-1000MHz were found more than 20dB below limit line.

WCDMA Band V(RMC 12.2Kbps)									
Channel	Frequency (MHz)	ERP (dBm)	Limit (dBm)	Over Limit (dB)	SPA Reading (dBm)	S.G. Power (dBm)	TX Cable loss (dB)	TX Antenna Gain (dBi)	Polarization (H/V)
Lowest	1652.8	-61.47	-13	-48.47	-63.78	-59.90	4.92	5.50	H
	2479.2	-58.69	-13	-45.69	-64.98	-56.23	6.11	5.80	H
	3305.6	-57.31	-13	-44.31	-66.03	-55.93	7.33	8.10	H
	1652.8	-59.94	-13	-46.94	-62.42	-58.37	4.92	5.50	V
	2479.2	-59.64	-13	-46.64	-65.22	-57.18	6.11	5.80	V
	3305.6	-57.34	-13	-44.34	-65.57	-55.96	7.33	8.10	V
Middle	1672	-61.42	-13	-48.42	-63.73	-59.85	4.92	5.50	H
	2510	-59.09	-13	-46.09	-65.38	-56.63	6.11	5.80	H
	3346	-56.25	-13	-43.25	-64.97	-54.87	7.33	8.10	H
	1672	-60.13	-13	-47.13	-62.61	-58.56	4.92	5.50	V
	2510	-58.86	-13	-45.86	-64.44	-56.40	6.11	5.80	V
	3346	-57.20	-13	-44.20	-65.43	-55.82	7.33	8.10	V
Highest	1693.2	-59.13	-13	-46.13	-61.44	-57.56	4.92	5.50	H
	2539.8	-58.61	-13	-45.61	-64.90	-56.15	6.11	5.80	H
	3386.4	-57.13	-13	-44.13	-65.85	-55.75	7.33	8.10	H
	1693.2	-60.81	-13	-47.81	-63.29	-59.24	4.92	5.50	V
	2539.8	-59.46	-13	-46.46	-65.04	-57.00	6.11	5.80	V
	3386.4	-57.51	-13	-44.51	-65.74	-56.13	7.33	8.10	V

Remark: Spurious emissions within 30-1000MHz were found more than 20dB below limit line.

WCDMA Band II(RMC 12.2Kbps)									
Channel	Frequency (MHz)	EIRP (dBm)	Limit (dBm)	Over Limit (dB)	SPA Reading (dBm)	S.G. Power (dBm)	TX Cable loss (dB)	TX Antenna Gain (dBi)	Polarization (H/V)
Lowest	3704.8	-51.04	-13	-38.04	-65.54	-51.41	7.73	8.10	H
	5557.2	-49.02	-13	-36.02	-67.03	-49.92	9.5	10.40	H
	7409.6	-45.61	-13	-32.61	-66.02	-46.23	11.08	11.70	H
	3704.8	-50.30	-13	-37.30	-65.39	-50.67	7.73	8.1	V
	5557.2	-48.52	-13	-35.52	-66.79	-49.42	9.5	10.4	V
	7409.6	-46.36	-13	-33.36	-66.86	-46.98	11.08	11.7	V
Middle	3760	-51.44	-13	-38.44	-65.94	-51.81	7.73	8.10	H
	5640	-49.07	-13	-36.07	-67.08	-49.97	9.5	10.40	H
	7520	-46.74	-13	-33.74	-67.15	-47.36	11.08	11.70	H
	3760	-50.59	-13	-37.59	-65.68	-50.96	7.73	8.1	V
	5640	-48.85	-13	-35.85	-67.12	-49.75	9.5	10.4	V
	7520	-46.84	-13	-33.84	-67.34	-47.46	11.08	11.7	V
Highest	3815.2	-50.91	-13	-37.91	-65.41	-51.28	7.73	8.10	H
	5722.8	-49.72	-13	-36.72	-67.73	-50.62	9.5	10.40	H
	7630.4	-45.62	-13	-32.62	-66.03	-46.24	11.08	11.70	H
	3815.2	-50.20	-13	-37.20	-65.29	-50.57	7.73	8.1	V
	5722.8	-48.74	-13	-35.74	-67.01	-49.64	9.5	10.4	V
	7630.4	-46.02	-13	-33.02	-66.52	-46.64	11.08	11.7	V

Remark: Spurious emissions within 30-1000MHz were found more than 20dB below limit line.

WCDMA Band IV(RMC 12.2Kbps)									
Channel	Frequency (MHz)	EIRP (dBm)	Limit (dBm)	Over Limit (dB)	SPA Reading (dBm)	S.G. Power (dBm)	TX Cable loss (dB)	TX Antenna Gain (dBi)	Polarization (H/V)
Lowest	3424.8	-50.69	-13	-37.69	-65.44	-55.96	7.33	12.60	H
	5137.2	-48.92	-13	-35.92	-66.92	-52.47	9.15	12.70	H
	6849.6	-47.46	-13	-34.46	-66.27	-48.52	10.64	11.70	H
	3424.8	-54.11	-13	-41.11	-65.69	-59.38	7.33	12.60	V
	5137.2	-53.10	-13	-40.10	-66.85	-56.65	9.15	12.70	V
	6849.6	-48.49	-13	-35.49	-66.58	-49.55	10.64	11.70	V
Middle	3465.2	-51.06	-13	-38.06	-65.81	-56.33	7.33	12.60	H
	5197.8	-48.86	-13	-35.86	-66.86	-52.41	9.15	12.70	H
	6930.4	-46.51	-13	-33.51	-65.32	-47.57	10.64	11.70	H
	3465.2	-54.50	-13	-41.50	-66.08	-59.77	7.33	12.60	V
	5197.8	-53.26	-13	-40.26	-67.01	-56.81	9.15	12.70	V
	6930.4	-48.48	-13	-35.48	-66.57	-49.54	10.64	11.70	V
Highest	3505.2	-50.96	-13	-37.96	-65.71	-56.23	7.33	12.60	H
	5257.8	-48.43	-13	-35.43	-66.43	-51.98	9.15	12.70	H
	7010.4	-47.32	-13	-34.32	-66.13	-48.38	10.64	11.70	H
	3505.2	-54.32	-13	-41.32	-65.9	-59.59	7.33	12.60	V
	5257.8	-53.56	-13	-40.56	-67.31	-57.11	9.15	12.70	V
	7010.4	-48.06	-13	-35.06	-66.15	-49.12	10.64	11.70	V

Remark: Spurious emissions within 30-1000MHz were found more than 20dB below limit line.