LTE Band 7 / 20MHz

Middle Channel / QPSK

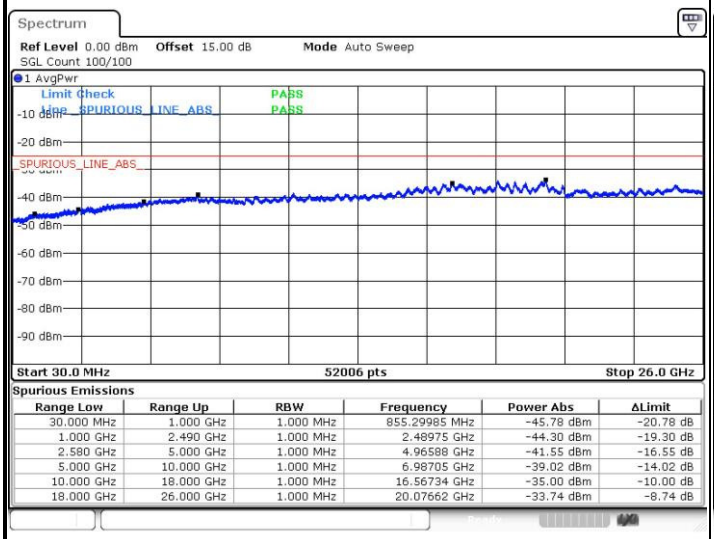

Spurious Emissions

Range Low	Range Up	RBW	Frequency	Power Abs	ΔLimit
30.000 MHz	1.000 GHz	1.000 MHz	855.29985 MHz	-45.78 dBm	-20.78 dB
1.000 GHz	2.490 GHz	1.000 MHz	2.48975 GHz	-44.30 dBm	-19.30 dB
2.580 GHz	5.000 GHz	1.000 MHz	4.96588 GHz	-41.55 dBm	-16.55 dB
5.000 GHz	10.000 GHz	1.000 MHz	6.98705 GHz	-39.02 dBm	-14.02 dB
10.000 GHz	18.000 GHz	1.000 MHz	16.56734 GHz	-35.00 dBm	-10.00 dB
18.000 GHz	26.000 GHz	1.000 MHz	20.07662 GHz	-33.74 dBm	-8.74 dB

Date: 13.APR.2016 15:42:32

Middle Channel / 16QAM

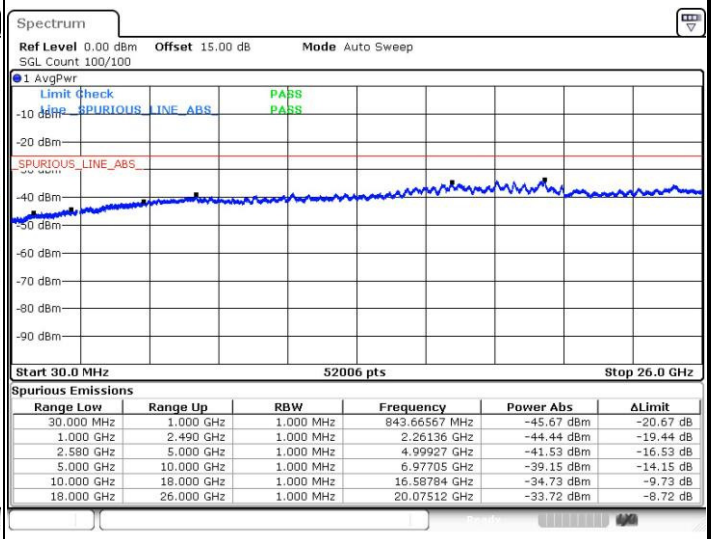

Spurious Emissions

Range Low	Range Up	RBW	Frequency	Power Abs	ΔLimit
30.000 MHz	1.000 GHz	1.000 MHz	843.66567 MHz	-45.67 dBm	-20.67 dB
1.000 GHz	2.490 GHz	1.000 MHz	2.26136 GHz	-44.44 dBm	-19.44 dB
2.580 GHz	5.000 GHz	1.000 MHz	4.99927 GHz	-41.53 dBm	-16.53 dB
5.000 GHz	10.000 GHz	1.000 MHz	6.97705 GHz	-39.15 dBm	-14.15 dB
10.000 GHz	18.000 GHz	1.000 MHz	16.58784 GHz	-34.73 dBm	-9.73 dB
18.000 GHz	26.000 GHz	1.000 MHz	20.07512 GHz	-33.72 dBm	-8.72 dB

Date: 13.APR.2016 15:43:27

Highest Channel / QPSK

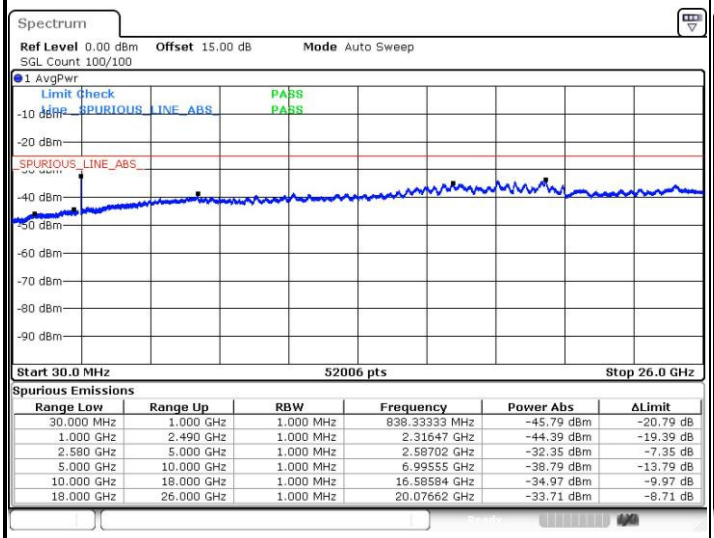

Spurious Emissions

Range Low	Range Up	RBW	Frequency	Power Abs	ΔLimit
30.000 MHz	1.000 GHz	1.000 MHz	838.33333 MHz	-45.79 dBm	-20.79 dB
1.000 GHz	2.490 GHz	1.000 MHz	2.31647 GHz	-44.39 dBm	-19.39 dB
2.580 GHz	5.000 GHz	1.000 MHz	2.58702 GHz	-32.35 dBm	-7.35 dB
5.000 GHz	10.000 GHz	1.000 MHz	6.99555 GHz	-38.79 dBm	-13.79 dB
10.000 GHz	18.000 GHz	1.000 MHz	16.58584 GHz	-34.97 dBm	-9.97 dB
18.000 GHz	26.000 GHz	1.000 MHz	20.07662 GHz	-33.71 dBm	-8.71 dB

Date: 13.APR.2016 15:49:48

Highest Channel / 16QAM

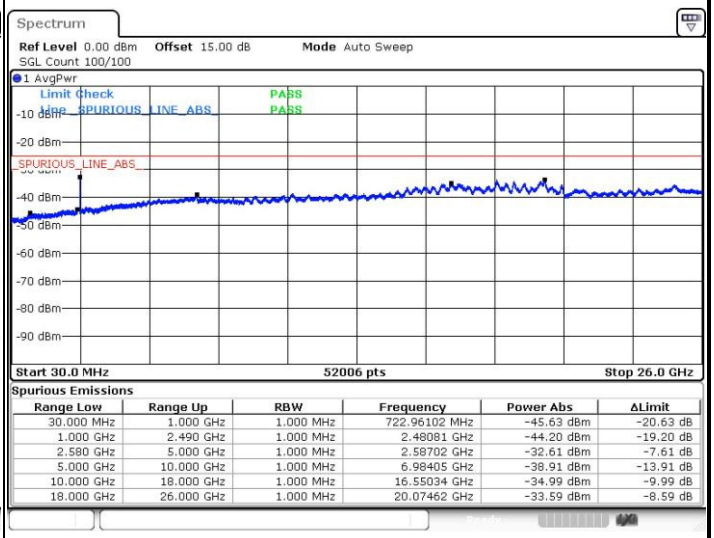

Spurious Emissions

Range Low	Range Up	RBW	Frequency	Power Abs	ΔLimit
30.000 MHz	1.000 GHz	1.000 MHz	722.96102 MHz	-45.63 dBm	-20.63 dB
1.000 GHz	2.490 GHz	1.000 MHz	2.48081 GHz	-44.20 dBm	-19.20 dB
2.580 GHz	5.000 GHz	1.000 MHz	2.58702 GHz	-32.61 dBm	-7.61 dB
5.000 GHz	10.000 GHz	1.000 MHz	6.98405 GHz	-38.91 dBm	-13.91 dB
10.000 GHz	18.000 GHz	1.000 MHz	16.55034 GHz	-34.99 dBm	-9.99 dB
18.000 GHz	26.000 GHz	1.000 MHz	20.07462 GHz	-33.59 dBm	-8.59 dB

Date: 13.APR.2016 15:50:43

LTE Band 12 / 1.4MHz

Lowest Channel / QPSK

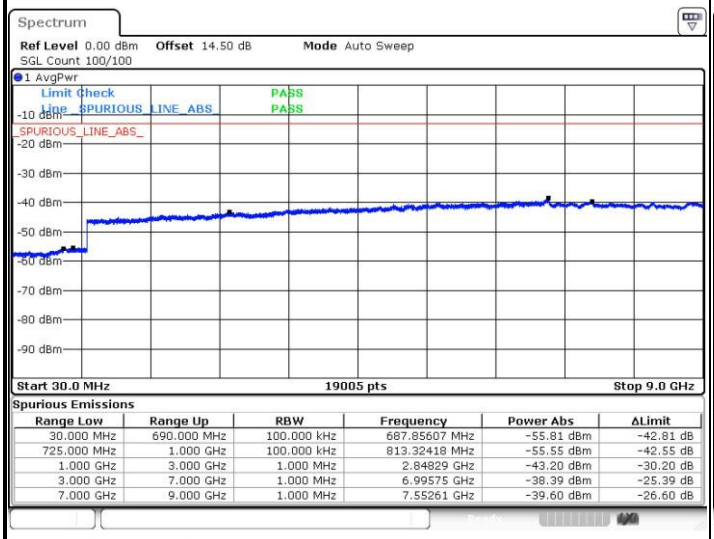

Spurious Emissions

Range Low	Range Up	RBW	Frequency	Power Abs	ΔLimit
30.000 MHz	690.000 MHz	100.000 kHz	687.85607 MHz	-55.81 dBm	-42.81 dB
725.000 MHz	1.000 GHz	100.000 kHz	813.32418 MHz	-55.55 dBm	-42.55 dB
1.000 GHz	3.000 GHz	1.000 MHz	2.84829 GHz	-43.20 dBm	-30.20 dB
3.000 GHz	7.000 GHz	1.000 MHz	6.99575 GHz	-38.39 dBm	-25.39 dB
7.000 GHz	9.000 GHz	1.000 MHz	7.55261 GHz	-39.60 dBm	-26.60 dB

Date: 15.APR.2016 21:55:28

Lowest Channel / 16QAM

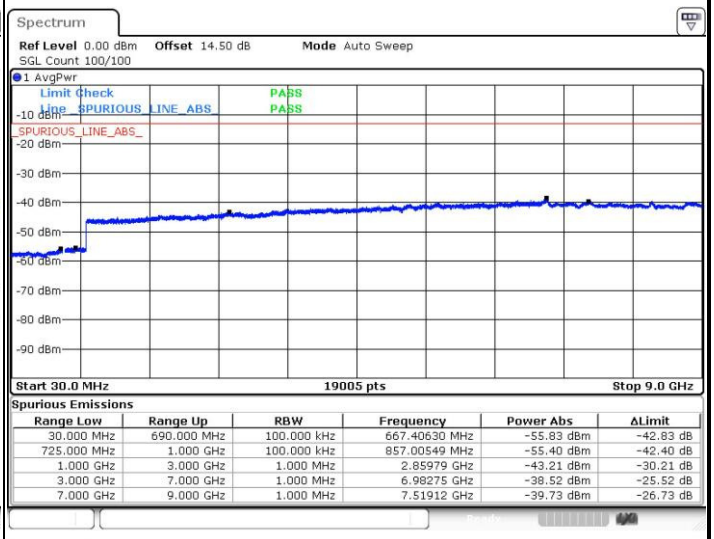

Spurious Emissions

Range Low	Range Up	RBW	Frequency	Power Abs	ΔLimit
30.000 MHz	690.000 MHz	100.000 kHz	667.40630 MHz	-55.83 dBm	-42.83 dB
725.000 MHz	1.000 GHz	100.000 kHz	857.00549 MHz	-55.40 dBm	-42.40 dB
1.000 GHz	3.000 GHz	1.000 MHz	2.85979 GHz	-43.21 dBm	-30.21 dB
3.000 GHz	7.000 GHz	1.000 MHz	6.98275 GHz	-38.52 dBm	-25.52 dB
7.000 GHz	9.000 GHz	1.000 MHz	7.51912 GHz	-39.73 dBm	-26.73 dB

Date: 15.APR.2016 21:56:25

Middle Channel / QPSK

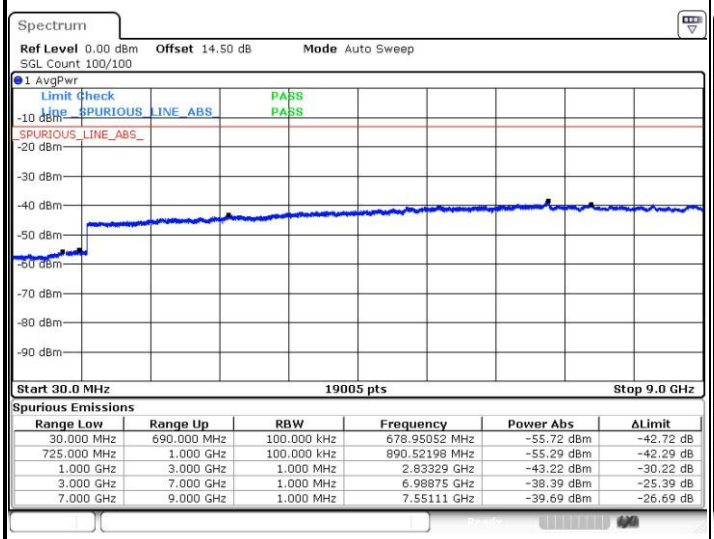

Spurious Emissions

Range Low	Range Up	RBW	Frequency	Power Abs	ΔLimit
30.000 MHz	690.000 MHz	100.000 kHz	678.95052 MHz	-55.72 dBm	-42.72 dB
725.000 MHz	1.000 GHz	100.000 kHz	890.52198 MHz	-55.29 dBm	-42.29 dB
1.000 GHz	3.000 GHz	1.000 MHz	2.83329 GHz	-43.22 dBm	-30.22 dB
3.000 GHz	7.000 GHz	1.000 MHz	6.98875 GHz	-38.39 dBm	-25.39 dB
7.000 GHz	9.000 GHz	1.000 MHz	7.55111 GHz	-39.69 dBm	-26.69 dB

Date: 15.APR.2016 21:58:04

Middle Channel / 16QAM

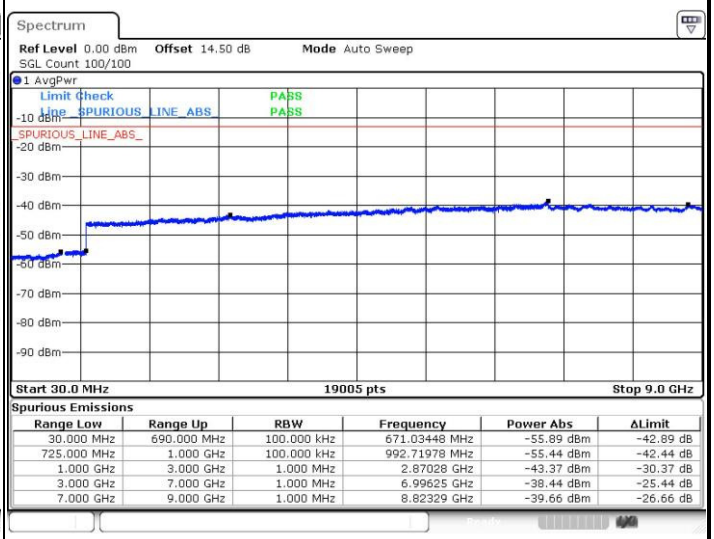

Spurious Emissions

Range Low	Range Up	RBW	Frequency	Power Abs	ΔLimit
30.000 MHz	690.000 MHz	100.000 kHz	671.03448 MHz	-55.89 dBm	-42.89 dB
725.000 MHz	1.000 GHz	100.000 kHz	992.71978 MHz	-55.44 dBm	-42.44 dB
1.000 GHz	3.000 GHz	1.000 MHz	2.87028 GHz	-43.37 dBm	-30.37 dB
3.000 GHz	7.000 GHz	1.000 MHz	6.99625 GHz	-38.44 dBm	-25.44 dB
7.000 GHz	9.000 GHz	1.000 MHz	8.82329 GHz	-39.66 dBm	-26.66 dB

Date: 15.APR.2016 21:59:00

LTE Band 12 / 1.4MHz

Highest Channel / QPSK

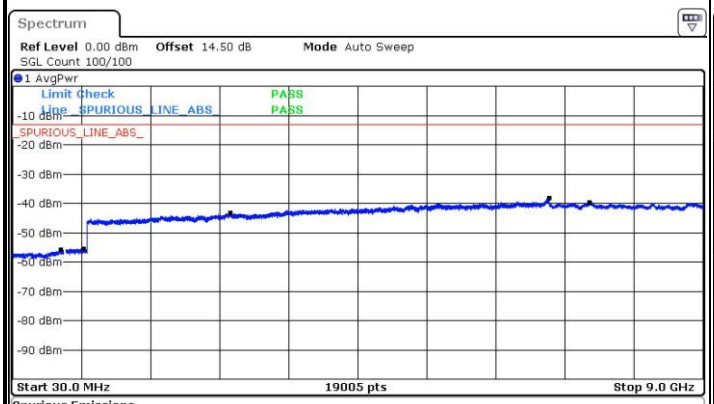

Spurious Emissions

Range Low	Range Up	RBW	Frequency	Power Abs	ΔLimit
30.000 MHz	690.000 MHz	100.000 kHz	655.53223 MHz	-55.92 dBm	-42.92 dB
725.000 MHz	1.000 GHz	100.000 kHz	947.93956 MHz	-55.54 dBm	-42.54 dB
1.000 GHz	3.000 GHz	1.000 MHz	2.85979 GHz	-43.30 dBm	-30.30 dB
3.000 GHz	7.000 GHz	1.000 MHz	6.99825 GHz	-38.36 dBm	-25.36 dB
7.000 GHz	9.000 GHz	1.000 MHz	7.52262 GHz	-39.64 dBm	-26.64 dB

Date: 15.APR.2016 22:08:49

Highest Channel / 16QAM

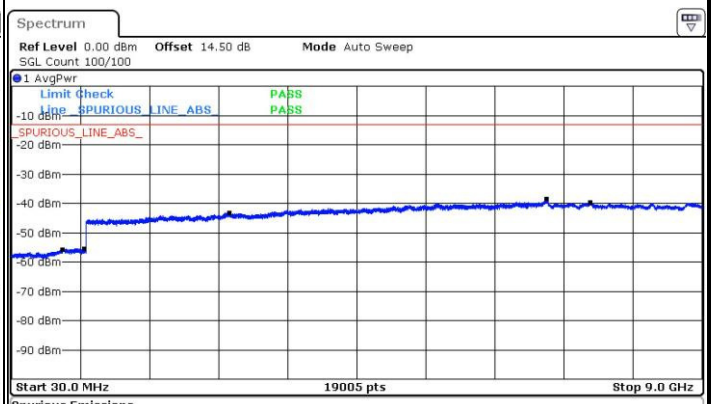

Spurious Emissions

Range Low	Range Up	RBW	Frequency	Power Abs	ΔLimit
30.000 MHz	690.000 MHz	100.000 kHz	686.86657 MHz	-55.90 dBm	-42.90 dB
725.000 MHz	1.000 GHz	100.000 kHz	968.54396 MHz	-55.41 dBm	-42.41 dB
1.000 GHz	3.000 GHz	1.000 MHz	2.85679 GHz	-43.29 dBm	-30.29 dB
3.000 GHz	7.000 GHz	1.000 MHz	6.97475 GHz	-38.48 dBm	-25.48 dB
7.000 GHz	9.000 GHz	1.000 MHz	7.55061 GHz	-39.78 dBm	-26.78 dB

Date: 15.APR.2016 22:09:45

LTE Band 12 / 3MHz

Lowest Channel / QPSK

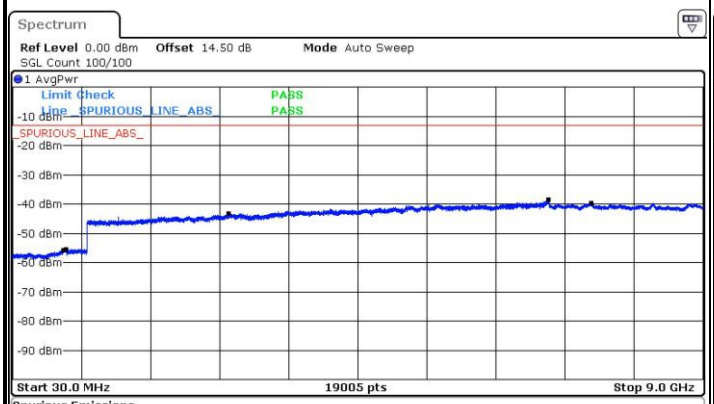

Spurious Emissions

Range Low	Range Up	RBW	Frequency	Power Abs	ΔLimit
30.000 MHz	690.000 MHz	100.000 kHz	686.86657 MHz	-55.89 dBm	-42.89 dB
725.000 MHz	1.000 GHz	100.000 kHz	727.33516 MHz	-55.45 dBm	-42.45 dB
1.000 GHz	3.000 GHz	1.000 MHz	2.83829 GHz	-43.24 dBm	-30.24 dB
3.000 GHz	7.000 GHz	1.000 MHz	6.98975 GHz	-38.52 dBm	-25.52 dB
7.000 GHz	9.000 GHz	1.000 MHz	7.55211 GHz	-39.68 dBm	-26.68 dB

Date: 15.APR.2016 22:19:33

Lowest Channel / 16QAM

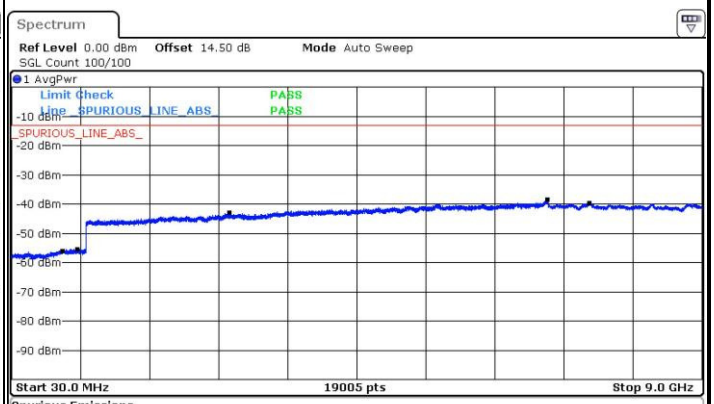

Spurious Emissions

Range Low	Range Up	RBW	Frequency	Power Abs	ΔLimit
30.000 MHz	690.000 MHz	100.000 kHz	688.18591 MHz	-56.07 dBm	-43.07 dB
725.000 MHz	1.000 GHz	100.000 kHz	881.45604 MHz	-55.43 dBm	-42.43 dB
1.000 GHz	3.000 GHz	1.000 MHz	2.86078 GHz	-43.12 dBm	-30.12 dB
3.000 GHz	7.000 GHz	1.000 MHz	6.98975 GHz	-38.52 dBm	-25.52 dB
7.000 GHz	9.000 GHz	1.000 MHz	7.53312 GHz	-39.63 dBm	-26.63 dB

Date: 15.APR.2016 22:20:29

LTE Band 12 / 3MHz

Middle Channel / QPSK

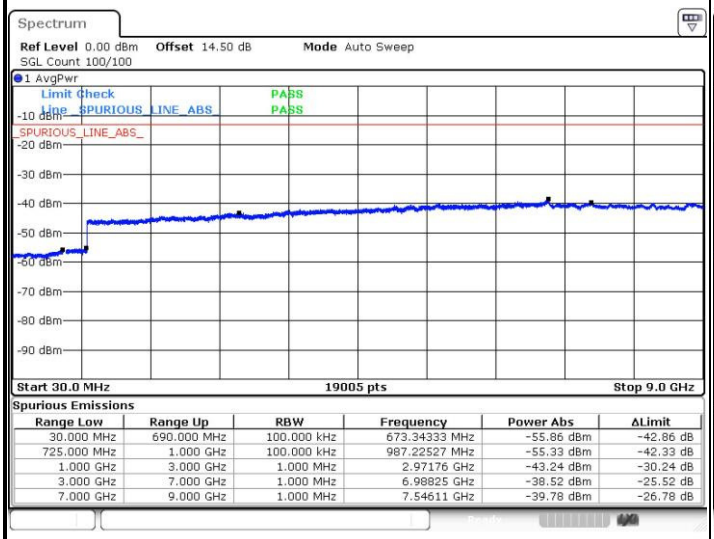

Spurious Emissions

Range Low	Range Up	RBW	Frequency	Power Abs	ΔLimit
30.000 MHz	690.000 MHz	100.000 kHz	673.34333 MHz	-55.86 dBm	-42.86 dB
725.000 MHz	1.000 GHz	100.000 kHz	987.22527 MHz	-55.33 dBm	-42.33 dB
1.000 GHz	3.000 GHz	1.000 MHz	2.97176 GHz	-43.24 dBm	-30.24 dB
3.000 GHz	7.000 GHz	1.000 MHz	6.98825 GHz	-38.52 dBm	-25.52 dB
7.000 GHz	9.000 GHz	1.000 MHz	7.54611 GHz	-39.78 dBm	-26.78 dB

Date: 15.APR.2016 22:22:08

Middle Channel / 16QAM

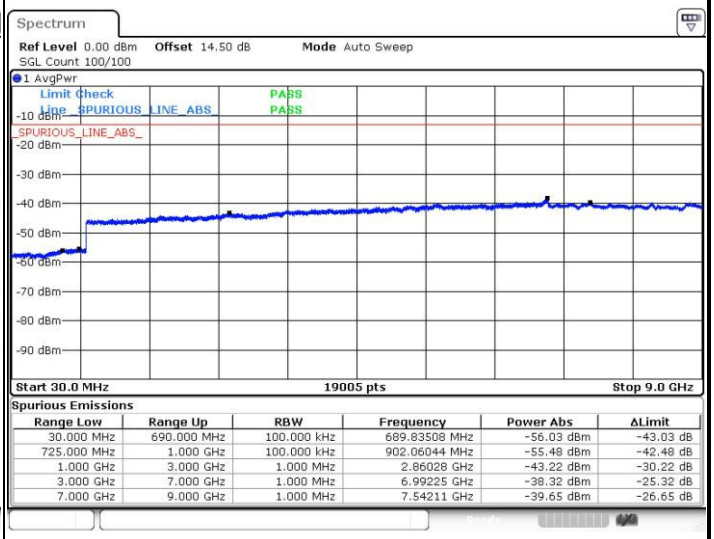

Spurious Emissions

Range Low	Range Up	RBW	Frequency	Power Abs	ΔLimit
30.000 MHz	690.000 MHz	100.000 kHz	689.83508 MHz	-56.03 dBm	-43.03 dB
725.000 MHz	1.000 GHz	100.000 kHz	902.06044 MHz	-55.48 dBm	-42.48 dB
1.000 GHz	3.000 GHz	1.000 MHz	2.86028 GHz	-43.22 dBm	-30.22 dB
3.000 GHz	7.000 GHz	1.000 MHz	6.99225 GHz	-38.32 dBm	-25.32 dB
7.000 GHz	9.000 GHz	1.000 MHz	7.54211 GHz	-39.65 dBm	-26.65 dB

Date: 15.APR.2016 22:23:04

Highest Channel / QPSK

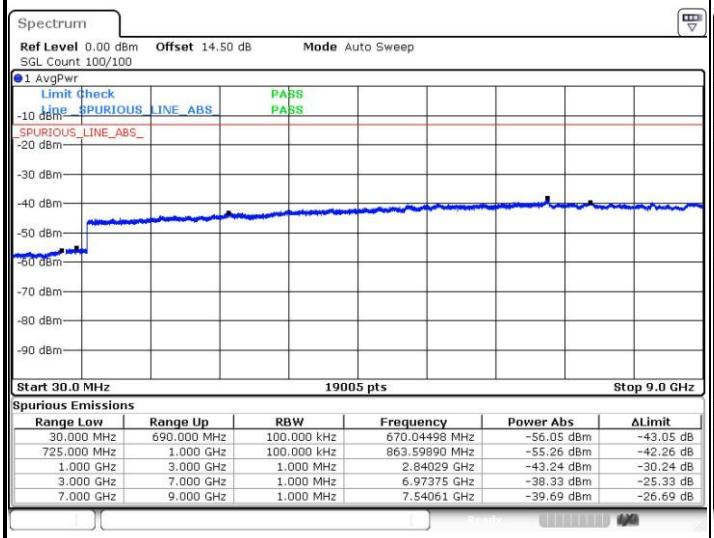

Spurious Emissions

Range Low	Range Up	RBW	Frequency	Power Abs	ΔLimit
30.000 MHz	690.000 MHz	100.000 kHz	670.04498 MHz	-56.05 dBm	-43.05 dB
725.000 MHz	1.000 GHz	100.000 kHz	863.59890 MHz	-55.26 dBm	-42.26 dB
1.000 GHz	3.000 GHz	1.000 MHz	2.84029 GHz	-43.24 dBm	-30.24 dB
3.000 GHz	7.000 GHz	1.000 MHz	6.97375 GHz	-38.33 dBm	-25.33 dB
7.000 GHz	9.000 GHz	1.000 MHz	7.54061 GHz	-39.69 dBm	-26.69 dB

Date: 15.APR.2016 22:32:52

Highest Channel / 16QAM

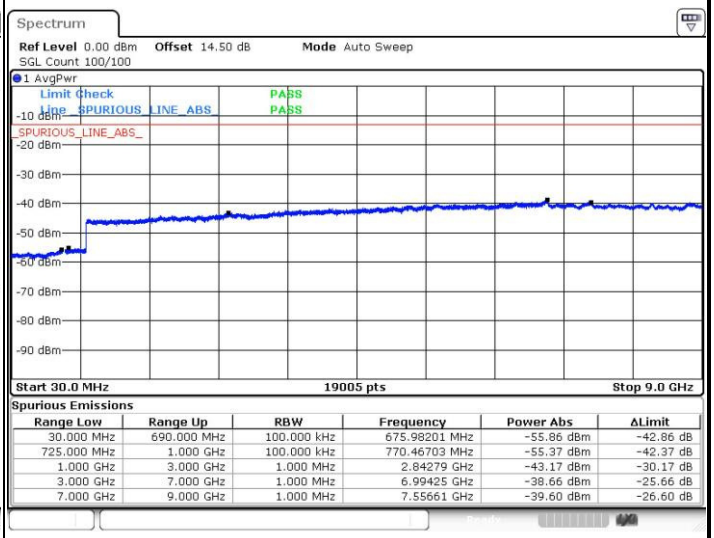

Spurious Emissions

Range Low	Range Up	RBW	Frequency	Power Abs	ΔLimit
30.000 MHz	690.000 MHz	100.000 kHz	675.98201 MHz	-55.86 dBm	-42.86 dB
725.000 MHz	1.000 GHz	100.000 kHz	770.46703 MHz	-55.37 dBm	-42.37 dB
1.000 GHz	3.000 GHz	1.000 MHz	2.84279 GHz	-43.17 dBm	-30.17 dB
3.000 GHz	7.000 GHz	1.000 MHz	6.99425 GHz	-38.66 dBm	-25.66 dB
7.000 GHz	9.000 GHz	1.000 MHz	7.55661 GHz	-39.60 dBm	-26.60 dB

Date: 15.APR.2016 22:33:48

LTE Band 12 / 5MHz

Lowest Channel / QPSK

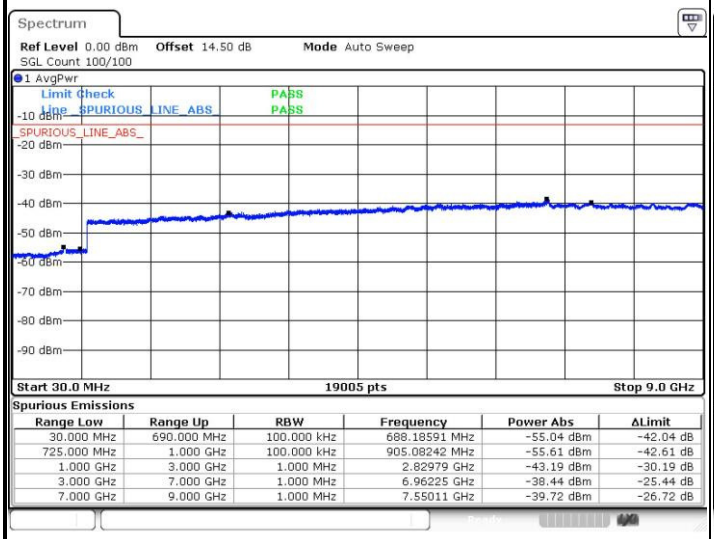

Spurious Emissions

Range Low	Range Up	RBW	Frequency	Power Abs	ΔLimit
30.000 MHz	690.000 MHz	100.000 kHz	688.18591 MHz	-55.04 dBm	-42.04 dB
725.000 MHz	1.000 GHz	100.000 kHz	905.08242 MHz	-55.61 dBm	-42.61 dB
1.000 GHz	3.000 GHz	1.000 MHz	2.82979 GHz	-43.19 dBm	-30.19 dB
3.000 GHz	7.000 GHz	1.000 MHz	6.96225 GHz	-38.44 dBm	-25.44 dB
7.000 GHz	9.000 GHz	1.000 MHz	7.55011 GHz	-39.72 dBm	-26.72 dB

Date: 15.APR.2016 22:43:37

Lowest Channel / 16QAM

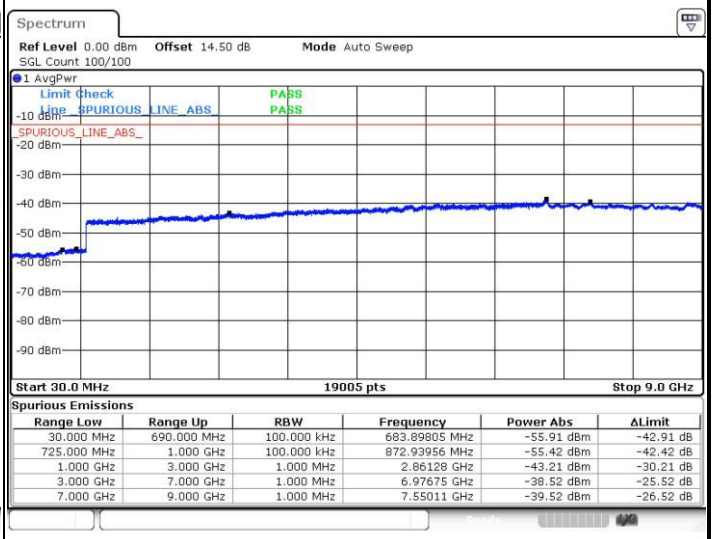

Spurious Emissions

Range Low	Range Up	RBW	Frequency	Power Abs	ΔLimit
30.000 MHz	690.000 MHz	100.000 kHz	683.89805 MHz	-55.91 dBm	-42.91 dB
725.000 MHz	1.000 GHz	100.000 kHz	872.93956 MHz	-55.42 dBm	-42.42 dB
1.000 GHz	3.000 GHz	1.000 MHz	2.86128 GHz	-43.21 dBm	-30.21 dB
3.000 GHz	7.000 GHz	1.000 MHz	6.97675 GHz	-38.52 dBm	-25.52 dB
7.000 GHz	9.000 GHz	1.000 MHz	7.55011 GHz	-39.52 dBm	-26.52 dB

Date: 15.APR.2016 22:44:33

Middle Channel / QPSK

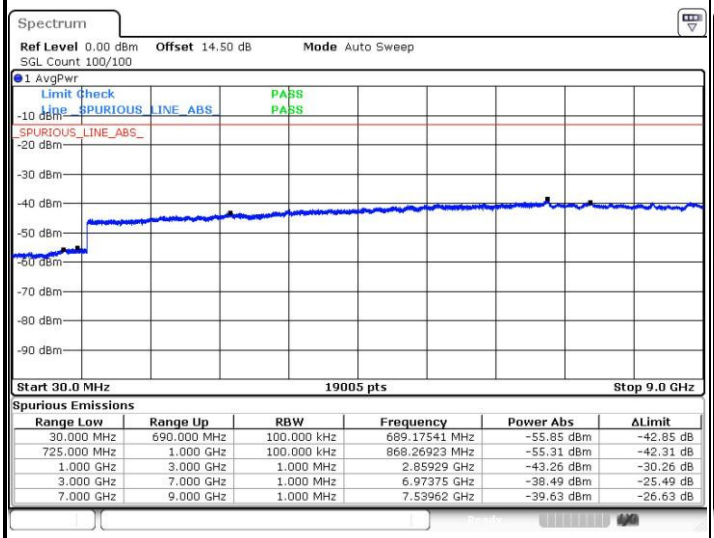

Spurious Emissions

Range Low	Range Up	RBW	Frequency	Power Abs	ΔLimit
30.000 MHz	690.000 MHz	100.000 kHz	689.17541 MHz	-55.85 dBm	-42.85 dB
725.000 MHz	1.000 GHz	100.000 kHz	868.26923 MHz	-55.31 dBm	-42.31 dB
1.000 GHz	3.000 GHz	1.000 MHz	2.85929 GHz	-43.26 dBm	-30.26 dB
3.000 GHz	7.000 GHz	1.000 MHz	6.97375 GHz	-38.49 dBm	-25.49 dB
7.000 GHz	9.000 GHz	1.000 MHz	7.53962 GHz	-39.63 dBm	-26.63 dB

Date: 15.APR.2016 22:46:12

Middle Channel / 16QAM

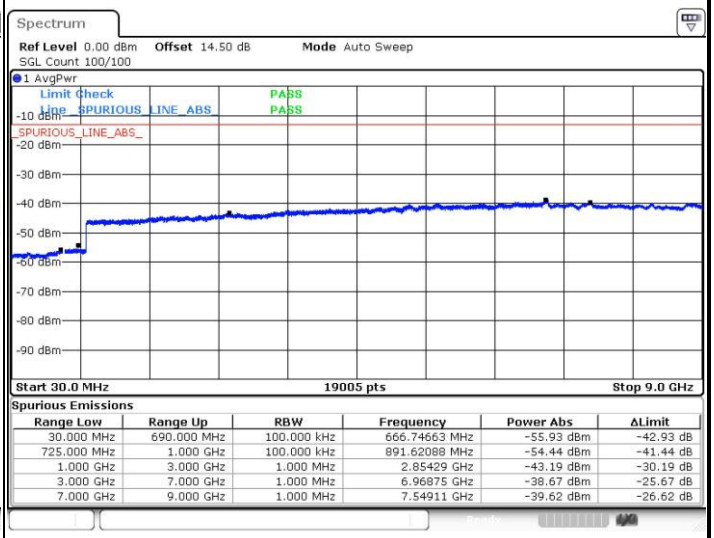

Spurious Emissions

Range Low	Range Up	RBW	Frequency	Power Abs	ΔLimit
30.000 MHz	690.000 MHz	100.000 kHz	666.74663 MHz	-55.93 dBm	-42.93 dB
725.000 MHz	1.000 GHz	100.000 kHz	891.62088 MHz	-54.44 dBm	-41.44 dB
1.000 GHz	3.000 GHz	1.000 MHz	2.85429 GHz	-43.19 dBm	-30.19 dB
3.000 GHz	7.000 GHz	1.000 MHz	6.96875 GHz	-38.67 dBm	-25.67 dB
7.000 GHz	9.000 GHz	1.000 MHz	7.54911 GHz	-39.62 dBm	-26.62 dB

Date: 15.APR.2016 22:47:08

LTE Band 12 / 5MHz

Highest Channel / QPSK

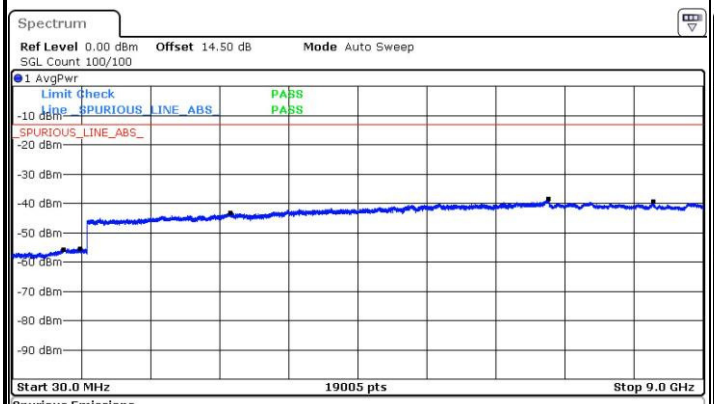

Spurious Emissions

Range Low	Range Up	RBW	Frequency	Power Abs	ΔLimit
30.000 MHz	690.000 MHz	100.000 kHz	683.23838 MHz	-55.94 dBm	-42.94 dB
725.000 MHz	1.000 GHz	100.000 kHz	902.60989 MHz	-55.39 dBm	-42.39 dB
1.000 GHz	3.000 GHz	1.000 MHz	2.85929 GHz	-43.22 dBm	-30.22 dB
3.000 GHz	7.000 GHz	1.000 MHz	6.98575 GHz	-38.39 dBm	-25.39 dB
7.000 GHz	9.000 GHz	1.000 MHz	8.34741 GHz	-39.47 dBm	-26.47 dB

Date: 15.APR.2016 22:56:56

Highest Channel / 16QAM

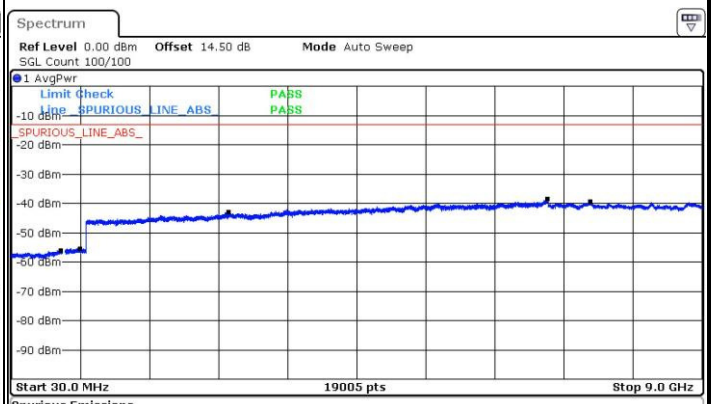

Spurious Emissions

Range Low	Range Up	RBW	Frequency	Power Abs	ΔLimit
30.000 MHz	690.000 MHz	100.000 kHz	670.37481 MHz	-55.99 dBm	-42.99 dB
725.000 MHz	1.000 GHz	100.000 kHz	913.87363 MHz	-55.45 dBm	-42.45 dB
1.000 GHz	3.000 GHz	1.000 MHz	2.84229 GHz	-42.96 dBm	-29.96 dB
3.000 GHz	7.000 GHz	1.000 MHz	6.99275 GHz	-38.48 dBm	-25.48 dB
7.000 GHz	9.000 GHz	1.000 MHz	7.54811 GHz	-39.44 dBm	-26.44 dB

Date: 15.APR.2016 22:57:53

LTE Band 12 / 10MHz

Lowest Channel / QPSK

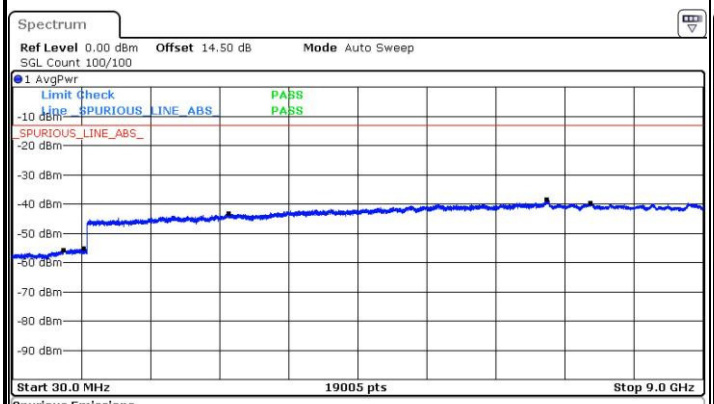

Spurious Emissions

Range Low	Range Up	RBW	Frequency	Power Abs	ΔLimit
30.000 MHz	690.000 MHz	100.000 kHz	686.86657 MHz	-55.85 dBm	-42.85 dB
725.000 MHz	1.000 GHz	100.000 kHz	952.60989 MHz	-55.26 dBm	-42.26 dB
1.000 GHz	3.000 GHz	1.000 MHz	2.83379 GHz	-43.32 dBm	-30.32 dB
3.000 GHz	7.000 GHz	1.000 MHz	6.96975 GHz	-38.58 dBm	-25.58 dB
7.000 GHz	9.000 GHz	1.000 MHz	7.53462 GHz	-39.71 dBm	-26.71 dB

Date: 15.APR.2016 23:07:41

Lowest Channel / 16QAM

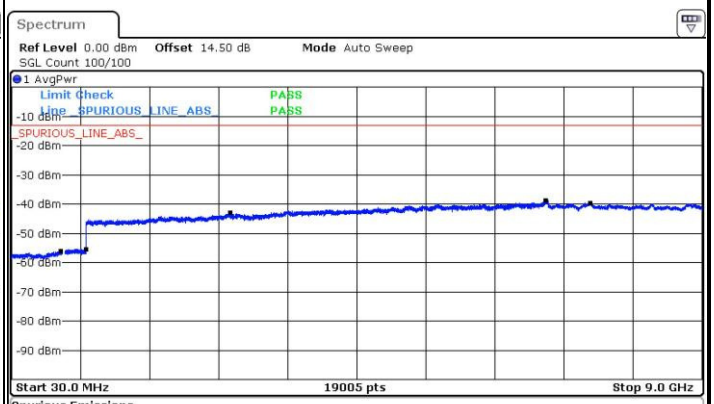

Spurious Emissions

Range Low	Range Up	RBW	Frequency	Power Abs	ΔLimit
30.000 MHz	690.000 MHz	100.000 kHz	670.70465 MHz	-56.10 dBm	-43.10 dB
725.000 MHz	1.000 GHz	100.000 kHz	996.01648 MHz	-55.42 dBm	-42.42 dB
1.000 GHz	3.000 GHz	1.000 MHz	2.86778 GHz	-43.13 dBm	-30.13 dB
3.000 GHz	7.000 GHz	1.000 MHz	6.97275 GHz	-38.74 dBm	-25.74 dB
7.000 GHz	9.000 GHz	1.000 MHz	7.54611 GHz	-39.60 dBm	-26.60 dB

Date: 15.APR.2016 23:08:37

LTE Band 12 / 10MHz

Middle Channel / QPSK

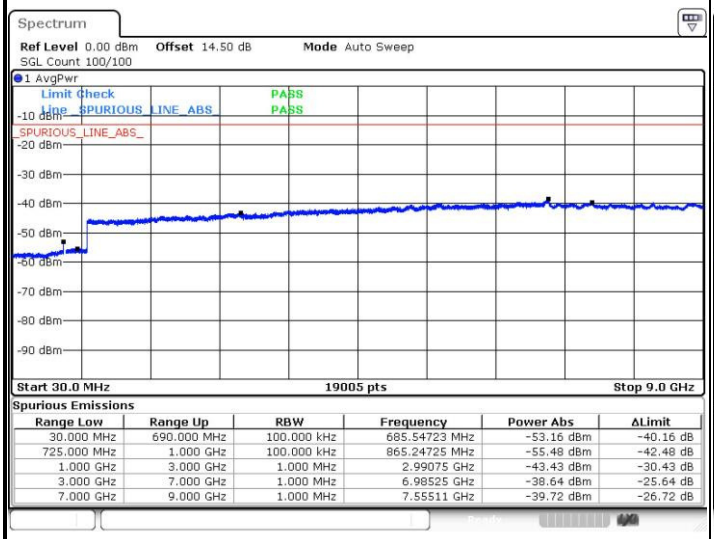

Spurious Emissions

Range Low	Range Up	RBW	Frequency	Power Abs	ΔLimit
30.000 MHz	690.000 MHz	100.000 kHz	685.54723 MHz	-53.16 dBm	-40.16 dB
725.000 MHz	1.000 GHz	100.000 kHz	865.24725 MHz	-55.48 dBm	-42.48 dB
1.000 GHz	3.000 GHz	1.000 MHz	2.99075 GHz	-43.43 dBm	-30.43 dB
3.000 GHz	7.000 GHz	1.000 MHz	6.98525 GHz	-38.64 dBm	-25.64 dB
7.000 GHz	9.000 GHz	1.000 MHz	7.55511 GHz	-39.72 dBm	-26.72 dB

Date: 15.APR.2016 23:10:16

Middle Channel / 16QAM

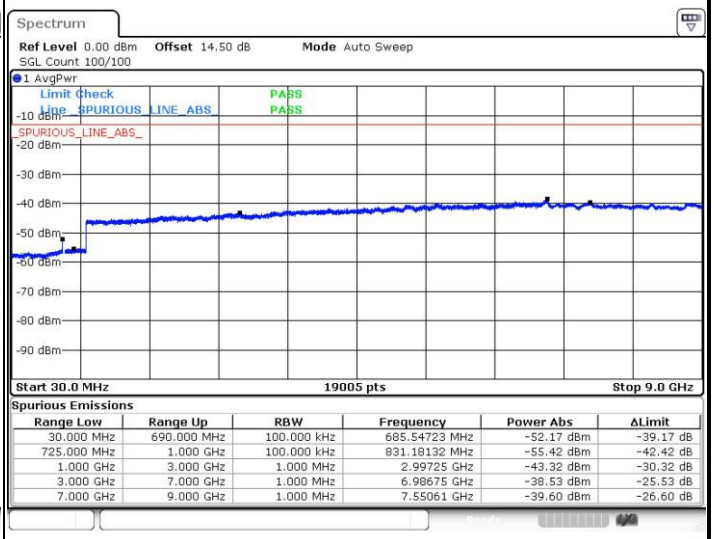

Spurious Emissions

Range Low	Range Up	RBW	Frequency	Power Abs	ΔLimit
30.000 MHz	690.000 MHz	100.000 kHz	685.54723 MHz	-52.17 dBm	-39.17 dB
725.000 MHz	1.000 GHz	100.000 kHz	831.18132 MHz	-55.42 dBm	-42.42 dB
1.000 GHz	3.000 GHz	1.000 MHz	2.99725 GHz	-43.32 dBm	-30.32 dB
3.000 GHz	7.000 GHz	1.000 MHz	6.98675 GHz	-38.53 dBm	-25.53 dB
7.000 GHz	9.000 GHz	1.000 MHz	7.55061 GHz	-39.60 dBm	-26.60 dB

Date: 15.APR.2016 23:11:13

Highest Channel / QPSK

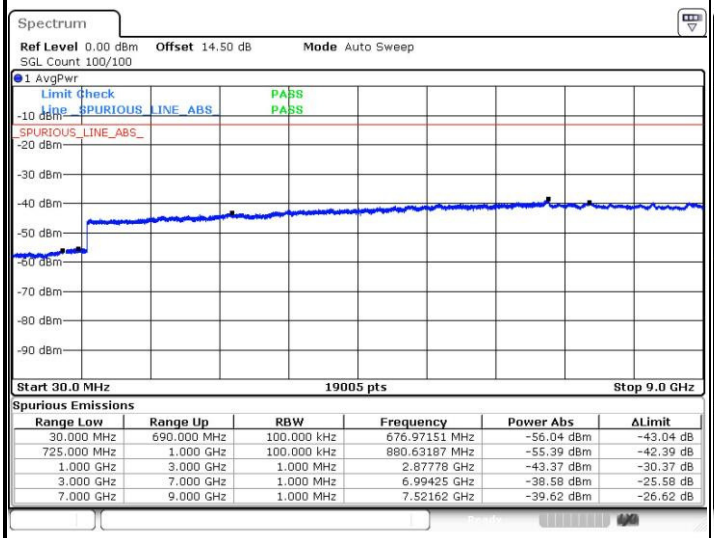

Spurious Emissions

Range Low	Range Up	RBW	Frequency	Power Abs	ΔLimit
30.000 MHz	690.000 MHz	100.000 kHz	676.97151 MHz	-56.04 dBm	-43.04 dB
725.000 MHz	1.000 GHz	100.000 kHz	880.63187 MHz	-55.39 dBm	-42.39 dB
1.000 GHz	3.000 GHz	1.000 MHz	2.87778 GHz	-43.37 dBm	-30.37 dB
3.000 GHz	7.000 GHz	1.000 MHz	6.99425 GHz	-38.58 dBm	-25.58 dB
7.000 GHz	9.000 GHz	1.000 MHz	7.52162 GHz	-39.62 dBm	-26.62 dB

Date: 15.APR.2016 23:34:35

Highest Channel / 16QAM

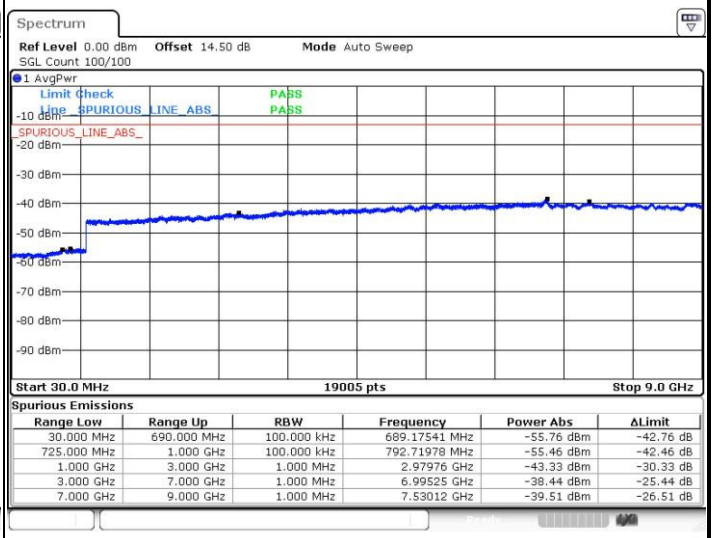

Spurious Emissions

Range Low	Range Up	RBW	Frequency	Power Abs	ΔLimit
30.000 MHz	690.000 MHz	100.000 kHz	689.17541 MHz	-55.76 dBm	-42.76 dB
725.000 MHz	1.000 GHz	100.000 kHz	792.71978 MHz	-55.46 dBm	-42.46 dB
1.000 GHz	3.000 GHz	1.000 MHz	2.97976 GHz	-43.33 dBm	-30.33 dB
3.000 GHz	7.000 GHz	1.000 MHz	6.99525 GHz	-38.44 dBm	-25.44 dB
7.000 GHz	9.000 GHz	1.000 MHz	7.53012 GHz	-39.51 dBm	-26.51 dB

Date: 15.APR.2016 23:33:53

LTE Band 17 / 5MHz

Lowest Channel / QPSK

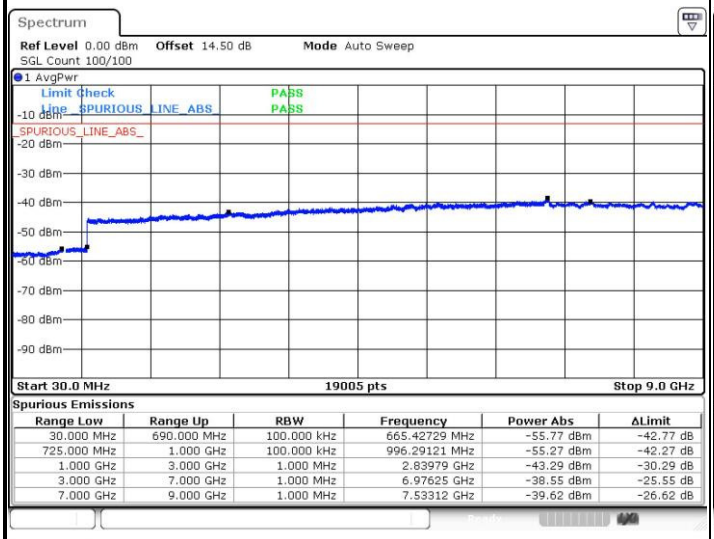

Spurious Emissions

Range Low	Range Up	RBW	Frequency	Power Abs	ΔLimit
30.000 MHz	690.000 MHz	100.000 kHz	665.42729 MHz	-55.77 dBm	-42.77 dB
725.000 MHz	1.000 GHz	100.000 kHz	996.29121 MHz	-55.27 dBm	-42.27 dB
1.000 GHz	3.000 GHz	1.000 MHz	2.83979 GHz	-43.29 dBm	-30.29 dB
3.000 GHz	7.000 GHz	1.000 MHz	6.97625 GHz	-38.55 dBm	-25.55 dB
7.000 GHz	9.000 GHz	1.000 MHz	7.53312 GHz	-39.62 dBm	-26.62 dB

Date: 15.APR.2016 23:48:53

Lowest Channel / 16QAM

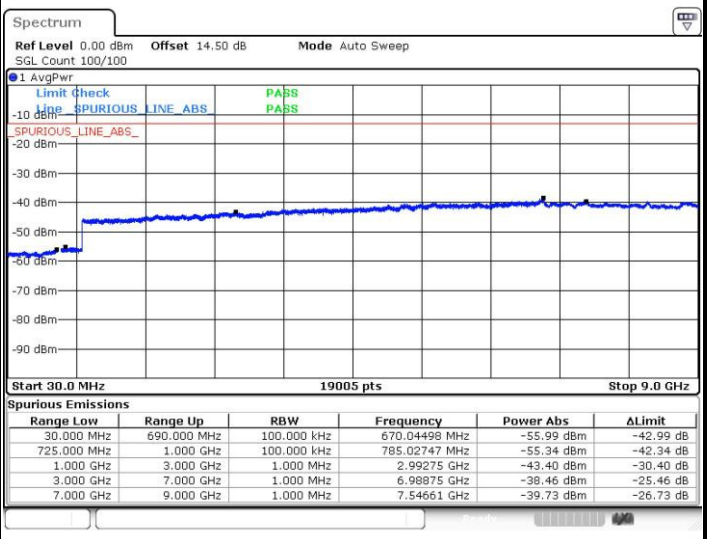

Spurious Emissions

Range Low	Range Up	RBW	Frequency	Power Abs	ΔLimit
30.000 MHz	690.000 MHz	100.000 kHz	670.04498 MHz	-55.99 dBm	-42.99 dB
725.000 MHz	1.000 GHz	100.000 kHz	785.02747 MHz	-55.34 dBm	-42.34 dB
1.000 GHz	3.000 GHz	1.000 MHz	2.99275 GHz	-43.40 dBm	-30.40 dB
3.000 GHz	7.000 GHz	1.000 MHz	6.98875 GHz	-38.46 dBm	-25.46 dB
7.000 GHz	9.000 GHz	1.000 MHz	7.54661 GHz	-39.73 dBm	-26.73 dB

Date: 15.APR.2016 23:49:49

Middle Channel / QPSK

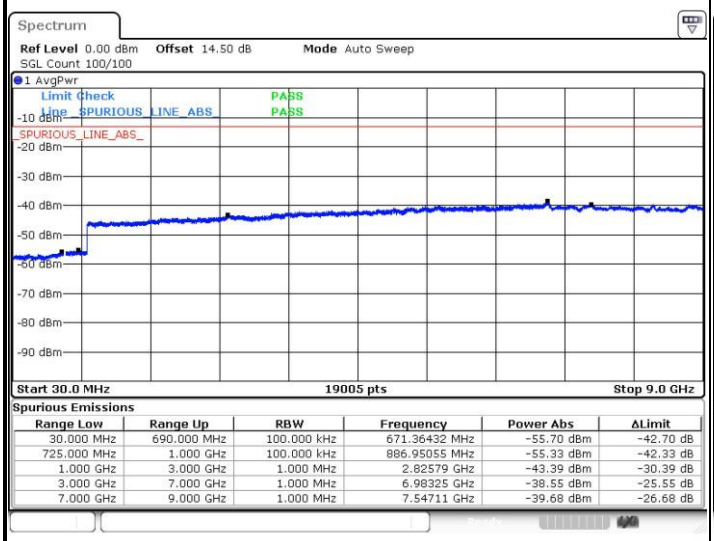

Spurious Emissions

Range Low	Range Up	RBW	Frequency	Power Abs	ΔLimit
30.000 MHz	690.000 MHz	100.000 kHz	671.36432 MHz	-55.70 dBm	-42.70 dB
725.000 MHz	1.000 GHz	100.000 kHz	886.95055 MHz	-55.33 dBm	-42.33 dB
1.000 GHz	3.000 GHz	1.000 MHz	2.82579 GHz	-43.39 dBm	-30.39 dB
3.000 GHz	7.000 GHz	1.000 MHz	6.98325 GHz	-38.55 dBm	-25.55 dB
7.000 GHz	9.000 GHz	1.000 MHz	7.54711 GHz	-39.68 dBm	-26.68 dB

Date: 15.APR.2016 23:51:27

Middle Channel / 16QAM

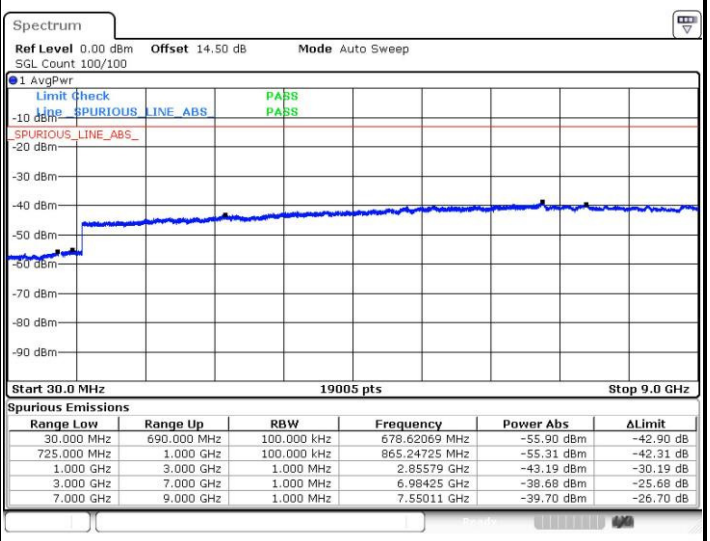

Spurious Emissions

Range Low	Range Up	RBW	Frequency	Power Abs	ΔLimit
30.000 MHz	690.000 MHz	100.000 kHz	678.62069 MHz	-55.90 dBm	-42.90 dB
725.000 MHz	1.000 GHz	100.000 kHz	865.24725 MHz	-55.31 dBm	-42.31 dB
1.000 GHz	3.000 GHz	1.000 MHz	2.85579 GHz	-43.19 dBm	-30.19 dB
3.000 GHz	7.000 GHz	1.000 MHz	6.98425 GHz	-38.68 dBm	-25.68 dB
7.000 GHz	9.000 GHz	1.000 MHz	7.55011 GHz	-39.70 dBm	-26.70 dB

Date: 15.APR.2016 23:52:24

LTE Band 17 / 5MHz

Highest Channel / QPSK

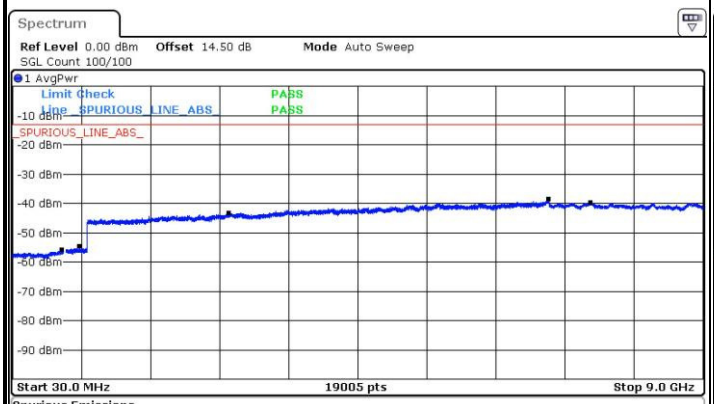

Spurious Emissions

Range Low	Range Up	RBW	Frequency	Power Abs	ΔLimit
30.000 MHz	690.000 MHz	100.000 kHz	661.46927 MHz	-55.68 dBm	-42.68 dB
725.000 MHz	1.000 GHz	100.000 kHz	891.62088 MHz	-54.68 dBm	-41.68 dB
1.000 GHz	3.000 GHz	1.000 MHz	2.82979 GHz	-43.18 dBm	-30.18 dB
3.000 GHz	7.000 GHz	1.000 MHz	6.98875 GHz	-38.53 dBm	-25.53 dB
7.000 GHz	9.000 GHz	1.000 MHz	7.53212 GHz	-39.69 dBm	-26.69 dB

Date: 16.APR.2016 00:02:11

Highest Channel / 16QAM

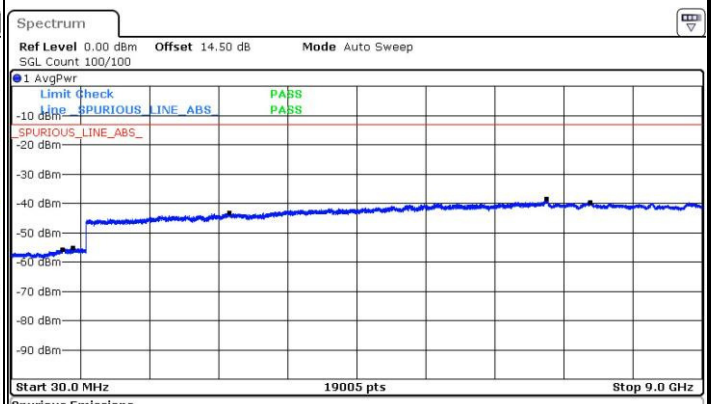

Spurious Emissions

Range Low	Range Up	RBW	Frequency	Power Abs	ΔLimit
30.000 MHz	690.000 MHz	100.000 kHz	686.86657 MHz	-55.85 dBm	-42.85 dB
725.000 MHz	1.000 GHz	100.000 kHz	826.51099 MHz	-55.37 dBm	-42.37 dB
1.000 GHz	3.000 GHz	1.000 MHz	2.85679 GHz	-43.14 dBm	-30.14 dB
3.000 GHz	7.000 GHz	1.000 MHz	6.97575 GHz	-38.57 dBm	-25.57 dB
7.000 GHz	9.000 GHz	1.000 MHz	7.54411 GHz	-39.64 dBm	-26.64 dB

Date: 16.APR.2016 00:45:28

LTE Band 17 / 10MHz

Lowest Channel / QPSK

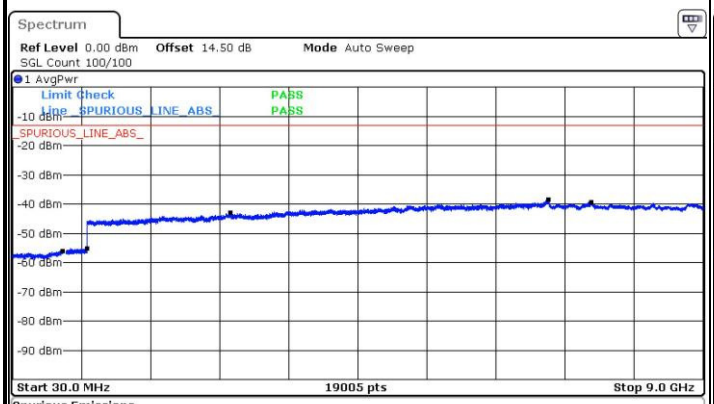

Spurious Emissions

Range Low	Range Up	RBW	Frequency	Power Abs	ΔLimit
30.000 MHz	690.000 MHz	100.000 kHz	676.31184 MHz	-55.99 dBm	-42.99 dB
725.000 MHz	1.000 GHz	100.000 kHz	991.34615 MHz	-55.22 dBm	-42.22 dB
1.000 GHz	3.000 GHz	1.000 MHz	2.86028 GHz	-43.13 dBm	-30.13 dB
3.000 GHz	7.000 GHz	1.000 MHz	6.98675 GHz	-38.57 dBm	-25.57 dB
7.000 GHz	9.000 GHz	1.000 MHz	7.54311 GHz	-39.53 dBm	-26.53 dB

Date: 16.APR.2016 00:41:11

Lowest Channel / 16QAM

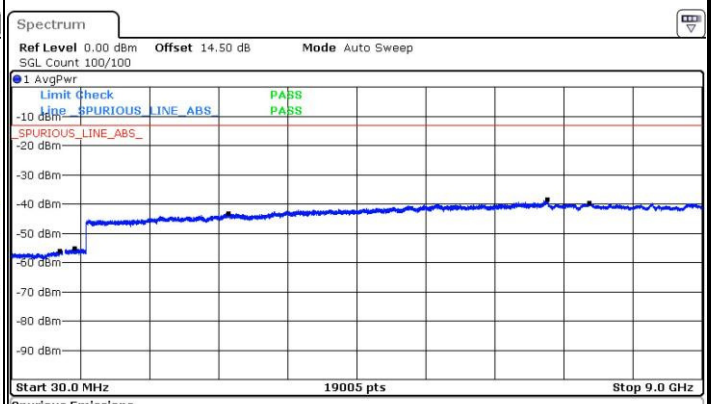

Spurious Emissions

Range Low	Range Up	RBW	Frequency	Power Abs	ΔLimit
30.000 MHz	690.000 MHz	100.000 kHz	658.17091 MHz	-56.04 dBm	-43.04 dB
725.000 MHz	1.000 GHz	100.000 kHz	846.01648 MHz	-55.31 dBm	-42.31 dB
1.000 GHz	3.000 GHz	1.000 MHz	2.84979 GHz	-43.20 dBm	-30.20 dB
3.000 GHz	7.000 GHz	1.000 MHz	6.99025 GHz	-38.49 dBm	-25.49 dB
7.000 GHz	9.000 GHz	1.000 MHz	7.53262 GHz	-39.75 dBm	-26.75 dB

Date: 16.APR.2016 00:40:26

LTE Band 17 / 10MHz

Middle Channel / QPSK

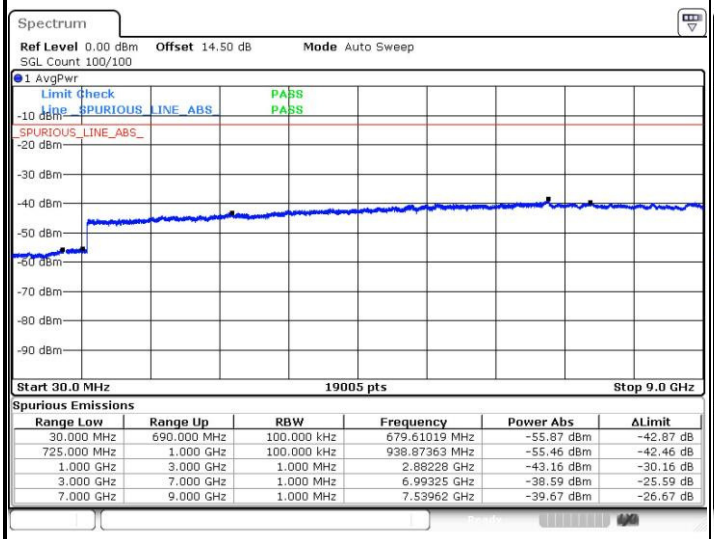

Spurious Emissions

Range Low	Range Up	RBW	Frequency	Power Abs	ΔLimit
30.000 MHz	690.000 MHz	100.000 kHz	679.61019 MHz	-55.87 dBm	-42.87 dB
725.000 MHz	1.000 GHz	100.000 kHz	938.87363 MHz	-55.46 dBm	-42.46 dB
1.000 GHz	3.000 GHz	1.000 MHz	2.88228 GHz	-43.16 dBm	-30.16 dB
3.000 GHz	7.000 GHz	1.000 MHz	6.99325 GHz	-38.59 dBm	-25.59 dB
7.000 GHz	9.000 GHz	1.000 MHz	7.53962 GHz	-39.67 dBm	-26.67 dB

Date: 16.APR.2016 00:42:37

Middle Channel / 16QAM

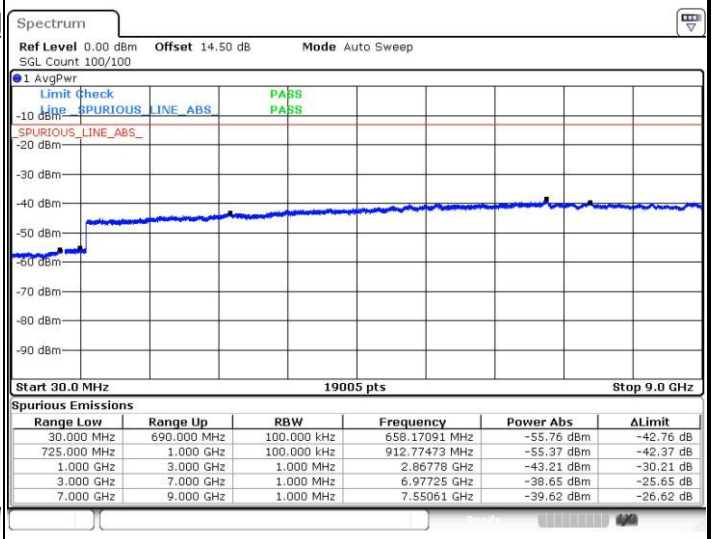

Spurious Emissions

Range Low	Range Up	RBW	Frequency	Power Abs	ΔLimit
30.000 MHz	690.000 MHz	100.000 kHz	658.17091 MHz	-55.76 dBm	-42.76 dB
725.000 MHz	1.000 GHz	100.000 kHz	912.77473 MHz	-55.37 dBm	-42.37 dB
1.000 GHz	3.000 GHz	1.000 MHz	2.86778 GHz	-43.21 dBm	-30.21 dB
3.000 GHz	7.000 GHz	1.000 MHz	6.97725 GHz	-38.65 dBm	-25.65 dB
7.000 GHz	9.000 GHz	1.000 MHz	7.55061 GHz	-39.62 dBm	-26.62 dB

Date: 16.APR.2016 00:41:51

Highest Channel / QPSK

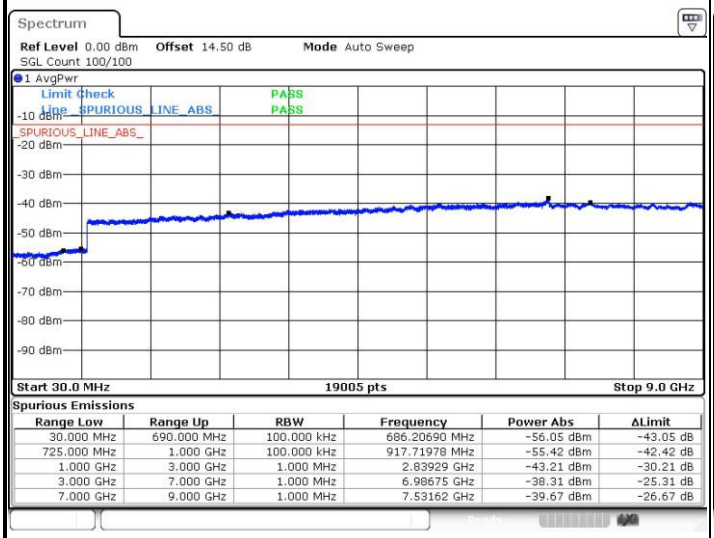

Spurious Emissions

Range Low	Range Up	RBW	Frequency	Power Abs	ΔLimit
30.000 MHz	690.000 MHz	100.000 kHz	686.20690 MHz	-56.05 dBm	-43.05 dB
725.000 MHz	1.000 GHz	100.000 kHz	917.71978 MHz	-55.42 dBm	-42.42 dB
1.000 GHz	3.000 GHz	1.000 MHz	2.83929 GHz	-43.21 dBm	-30.21 dB
3.000 GHz	7.000 GHz	1.000 MHz	6.98675 GHz	-38.31 dBm	-25.31 dB
7.000 GHz	9.000 GHz	1.000 MHz	7.53162 GHz	-39.67 dBm	-26.67 dB

Date: 16.APR.2016 00:43:14

Highest Channel / 16QAM

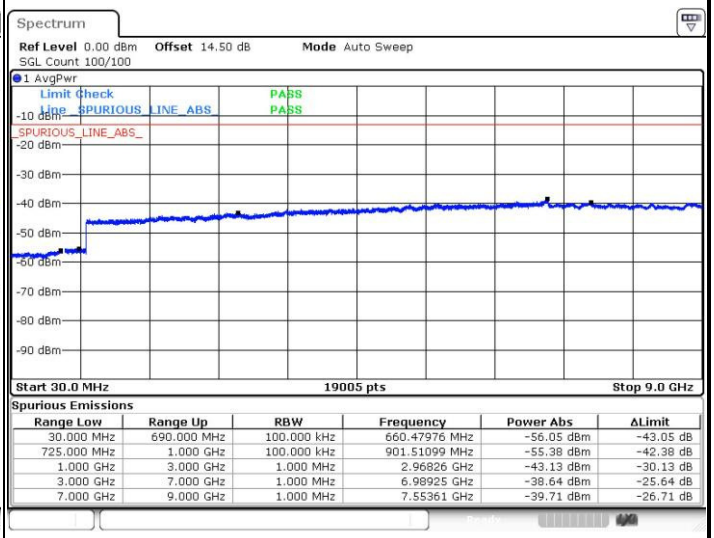

Spurious Emissions

Range Low	Range Up	RBW	Frequency	Power Abs	ΔLimit
30.000 MHz	690.000 MHz	100.000 kHz	660.47976 MHz	-56.05 dBm	-43.05 dB
725.000 MHz	1.000 GHz	100.000 kHz	901.51099 MHz	-55.38 dBm	-42.38 dB
1.000 GHz	3.000 GHz	1.000 MHz	2.96826 GHz	-43.13 dBm	-30.13 dB
3.000 GHz	7.000 GHz	1.000 MHz	6.98925 GHz	-38.64 dBm	-25.64 dB
7.000 GHz	9.000 GHz	1.000 MHz	7.55361 GHz	-39.71 dBm	-26.71 dB

Date: 16.APR.2016 00:43:44

Frequency Stability

Test Conditions		LTE Band 2 (QPSK) / Middle Channel	Limit
Temperature (°C)	Voltage (Volt)	BW 10MHz	Note 2.
		Deviation (ppm)	Result
50	Normal Voltage	0.0074	PASS
40	Normal Voltage	0.0037	
30	Normal Voltage	0.0005	
20(Ref.)	Normal Voltage	0.0000	
10	Normal Voltage	0.0005	
0	Normal Voltage	0.0027	
-10	Normal Voltage	0.0048	
-20	Normal Voltage	0.0080	
-30	Normal Voltage	0.0090	
20	Maximum Voltage	0.0048	
20	Normal Voltage	0.0000	
20	Battery End Point	0.0016	

Note:

1. Normal Voltage = 3.7V. ；Battery End Point (BEP) = 3.5 V.；Maximum Voltage =4.2 V
2. Note: The frequency fundamental emissions stay within the authorized frequency block based on the frequency deviation measured is small.

Test Conditions		LTE Band 4 (QPSK) / Middle Channel	Limit
Temperature (°C)	Voltage (Volt)	BW 10MHz	Note 2.
		Deviation (ppm)	Result
50	Normal Voltage	0.0063	PASS
40	Normal Voltage	0.0035	
30	Normal Voltage	0.0012	
20(Ref.)	Normal Voltage	0.0000	
10	Normal Voltage	0.0006	
0	Normal Voltage	0.0023	
-10	Normal Voltage	0.0035	
-20	Normal Voltage	0.0069	
-30	Normal Voltage	0.0092	
20	Maximum Voltage	0.0063	
20	Normal Voltage	0.0000	
20	Battery End Point	0.0035	

Note:

1. Normal Voltage = 3.7V. ；Battery End Point (BEP) = 3.5 V.；Maximum Voltage =4.2 V
2. Note: The frequency fundamental emissions stay within the authorized frequency block based on the frequency deviation measured is small.

Test Conditions		LTE Band 7 (QPSK) / Middle Channel	Limit
Temperature (°C)	Voltage (Volt)	BW 10MHz	Note 2.
		Deviation (ppm)	Result
50	Normal Voltage	0.0077	PASS
40	Normal Voltage	0.0096	
30	Normal Voltage	0.0023	
20(Ref.)	Normal Voltage	0.0000	
10	Normal Voltage	0.0004	
0	Normal Voltage	0.0050	
-10	Normal Voltage	0.0031	
-20	Normal Voltage	0.0015	
-30	Normal Voltage	0.0035	
20	Maximum Voltage	0.0058	
20	Normal Voltage	0.0000	
20	Battery End Point	0.0031	

Note:

1. Normal Voltage = 3.7V. ；Battery End Point (BEP) = 3.5 V.；Maximum Voltage =4.2 V
2. Note: The frequency fundamental emissions stay within the authorized frequency block based on the frequency deviation measured is small.

Test Conditions		LTE Band 12 (QPSK) / Middle Channel	Limit
Temperature (°C)	Voltage (Volt)	BW 10MHz	Note 2.
		Deviation (ppm)	Result
50	Normal Voltage	0.0093	PASS
40	Normal Voltage	0.0046	
30	Normal Voltage	0.0077	
20(Ref.)	Normal Voltage	0.0000	
10	Normal Voltage	0.0012	
0	Normal Voltage	0.0046	
-10	Normal Voltage	0.0004	
-20	Normal Voltage	0.0012	
-30	Normal Voltage	0.0050	
20	Maximum Voltage	0.0035	
20	Normal Voltage	0.0000	
20	Battery End Point	0.0027	

Note:

1. Normal Voltage = 3.7V. ；Battery End Point (BEP) = 3.5V.；Maximum Voltage =4.2 V
2. Note: The frequency fundamental emissions stay within the authorized frequency block based on the frequency deviation measured is small.

Test Conditions		LTE Band 17 (QPSK) / Middle Channel	Limit
Temperature (°C)	Voltage (Volt)	BW 10MHz	Note 2.
		Deviation (ppm)	Result
50	Normal Voltage	0.0073	PASS
40	Normal Voltage	0.0062	
30	Normal Voltage	0.0054	
20(Ref.)	Normal Voltage	0.0000	
10	Normal Voltage	0.0023	
0	Normal Voltage	0.0042	
-10	Normal Voltage	0.0008	
-20	Normal Voltage	0.0019	
-30	Normal Voltage	0.0066	
20	Maximum Voltage	0.0054	
20	Normal Voltage	0.0000	
20	Battery End Point	0.0035	

Note:

1. Normal Voltage = 3.7V. ；Battery End Point (BEP) = 3.5 V.；Maximum Voltage =4.2 V
2. Note: The frequency fundamental emissions stay within the authorized frequency block based on the frequency deviation measured is small.

Appendix B. Test Results of Radiated Test

ERP/EIRP

LTE Band 2 / 1.4MHz (Average)							
Channel	Modulation	RB		Horizontal		Vertical	
		Size	Offset	EIRP(dBm)	EIRP(W)	EIRP(dBm)	EIRP(W)
Lowest	QPSK	3	0	24.05	0.2543	24.29	0.2685
Middle		3	3	23.40	0.2186	23.67	0.2327
Highest		3	0	23.76	0.2376	23.95	0.2483
Lowest	16QAM	1	3	22.58	0.1813	22.89	0.1943
Middle		1	3	22.17	0.1649	22.46	0.1762
Highest		1	3	22.15	0.1642	22.31	0.1700
Limit	EIRP < 2W			Result		PASS	

LTE Band 2 / 3MHz (Average)							
Channel	Modulation	RB		Horizontal		Vertical	
		Size	Offset	EIRP(dBm)	EIRP(W)	EIRP(dBm)	EIRP(W)
Lowest	QPSK	1	8	23.77	0.2382	24.10	0.2569
Middle		1	8	23.04	0.2015	23.31	0.2144
Highest		1	8	23.51	0.2241	23.67	0.2330
Lowest	16QAM	1	14	22.66	0.1846	22.96	0.1975
Middle		1	8	22.31	0.1703	22.53	0.1791
Highest		1	0	22.17	0.1647	22.36	0.1722
Limit	EIRP < 2W			Result		PASS	

LTE Band 2 / 5MHz (Average)							
Channel	Modulation	RB		Horizontal		Vertical	
		Size	Offset	EIRP(dBm)	EIRP(W)	EIRP(dBm)	EIRP(W)
Lowest	QPSK	1	12	23.67	0.2329	24.05	0.2541
Middle		1	12	22.66	0.1845	22.95	0.1973
Highest		1	12	23.52	0.2249	23.66	0.2321
Lowest	16QAM	1	24	22.69	0.1859	22.99	0.1990
Middle		1	12	22.34	0.1713	22.56	0.1804
Highest		1	0	22.24	0.1676	22.44	0.1755
Limit	EIRP < 2W			Result		PASS	

LTE Band 2 / 10MHz (Average)							
Channel	Modulation	RB		Horizontal		Vertical	
		Size	Offset	EIRP(dBm)	EIRP(W)	EIRP(dBm)	EIRP(W)
Lowest	QPSK	1	49	23.65	0.2319	24.02	0.2526
Middle		1	49	23.12	0.2050	23.45	0.2213
Highest		1	49	23.53	0.2254	23.69	0.2338
Lowest	16QAM	1	49	22.69	0.1859	22.97	0.1983
Middle		1	0	22.16	0.1643	22.45	0.1758
Highest		1	25	22.15	0.1640	22.38	0.1730
Limit	EIRP < 2W			Result		PASS	

LTE Band 2 / 15MHz (Average)							
Channel	Modulation	RB		Horizontal		Vertical	
		Size	Offset	EIRP(dBm)	EIRP(W)	EIRP(dBm)	EIRP(W)
Lowest	QPSK	1	74	23.57	0.2275	23.89	0.2449
Middle		1	74	23.54	0.2262	23.81	0.2403
Highest		1	74	23.61	0.2296	23.78	0.2390
Lowest	16QAM	1	74	22.82	0.1913	23.10	0.2041
Middle		1	0	22.01	0.1590	22.33	0.1709
Highest		1	37	22.10	0.1621	22.39	0.1733
Limit	EIRP < 2W			Result		PASS	

LTE Band 2 / 20MHz (Average)							
Channel	Modulation	RB		Horizontal		Vertical	
		Size	Offset	EIRP(dBm)	EIRP(W)	EIRP(dBm)	EIRP(W)
Lowest	QPSK	1	99	23.71	0.2349	23.97	0.2496
Middle		1	99	23.53	0.2253	23.84	0.2422
Highest		1	99	23.59	0.2287	23.77	0.2384
Lowest	16QAM	1	99	22.76	0.1888	23.09	0.2037
Middle		1	0	21.94	0.1564	22.23	0.1673
Highest		1	49	22.25	0.1677	22.45	0.1758
Limit	EIRP < 2W			Result		PASS	

LTE Band 4 / 1.4MHz (Average)							
Channel	Modulation	RB		Horizontal		Vertical	
		Size	Offset	EIRP(dBm)	EIRP(W)	EIRP(dBm)	EIRP(W)
Lowest	QPSK	3	3	25.05	0.3202	25.24	0.3342
Middle		3	3	24.91	0.3095	25.03	0.3183
Highest		3	3	25.18	0.3295	25.37	0.3444
Lowest	16QAM	1	3	23.84	0.2421	23.92	0.2466
Middle		1	3	23.46	0.2220	23.54	0.2257
Highest		1	0	23.75	0.2371	23.81	0.2403
Limit	EIRP < 1W			Result		PASS	

LTE Band 4 / 3MHz (Average)							
Channel	Modulation	RB		Horizontal		Vertical	
		Size	Offset	EIRP(dBm)	EIRP(W)	EIRP(dBm)	EIRP(W)
Lowest	QPSK	1	8	24.83	0.3043	25.06	0.3207
Middle		1	0	24.73	0.2969	24.86	0.3063
Highest		1	0	24.93	0.3112	25.11	0.3241
Lowest	16QAM	1	8	23.98	0.2501	24.07	0.2555
Middle		1	0	23.42	0.2200	23.53	0.2252
Highest		1	0	23.72	0.2354	23.78	0.2388
Limit	EIRP < 1W			Result		PASS	

LTE Band 4 / 5MHz (Average)							
Channel	Modulation	RB		Horizontal		Vertical	
		Size	Offset	EIRP(dBm)	EIRP(W)	EIRP(dBm)	EIRP(W)
Lowest	QPSK	1	12	25.25	0.3353	25.30	0.3391
Middle		1	0	24.81	0.3029	24.92	0.3106
Highest		1	0	24.85	0.3058	25.08	0.3220
Lowest	16QAM	1	12	24.01	0.2521	24.07	0.2553
Middle		1	0	23.47	0.2224	23.52	0.2247
Highest		1	12	23.75	0.2372	23.81	0.2404
Limit	EIRP < 1W			Result		PASS	

LTE Band 4/ 10MHz (Average)							
Channel	Modulation	RB		Horizontal		Vertical	
		Size	Offset	EIRP(dBm)	EIRP(W)	EIRP(dBm)	EIRP(W)
Lowest	QPSK	1	0	25.22	0.3323	25.20	0.3310
Middle		1	0	24.67	0.2934	24.78	0.3007
Highest		1	25	24.84	0.3051	25.08	0.3224
Lowest	16QAM	1	25	24.08	0.2560	24.11	0.2576
Middle		1	0	23.50	0.2237	23.53	0.2256
Highest		1	25	23.77	0.2383	23.87	0.2437
Limit	EIRP < 1W			Result		PASS	

LTE Band 4 / 15MHz (Average)							
Channel	Modulation	RB		Horizontal		Vertical	
		Size	Offset	EIRP(dBm)	EIRP(W)	EIRP(dBm)	EIRP(W)
Lowest	QPSK	1	0	24.82	0.3034	24.88	0.3077
Middle		1	0	24.75	0.2982	24.93	0.3108
Highest		1	74	24.88	0.3074	25.08	0.3224
Lowest	16QAM	1	37	24.09	0.2564	24.16	0.2606
Middle		1	0	23.90	0.2455	24.01	0.2518
Highest		1	74	24.20	0.2630	24.28	0.2679
Limit	EIRP < 1W			Result		PASS	

LTE Band 4 / 20MHz (Average)							
Channel	Modulation	RB		Horizontal		Vertical	
		Size	Offset	EIRP(dBm)	EIRP(W)	EIRP(dBm)	EIRP(W)
Lowest	QPSK	1	99	24.95	0.3124	25.04	0.3195
Middle		1	99	24.84	0.3047	24.98	0.3145
Highest		1	99	25.05	0.3201	25.25	0.3347
Lowest	16QAM	1	0	24.05	0.2541	24.11	0.2576
Middle		1	0	24.00	0.2512	24.05	0.2541
Highest		1	99	24.27	0.2673	24.33	0.2710
Limit	EIRP < 1W			Result		PASS	

LTE Band 7 / 5MHz (Average)							
Channel	Modulation	RB		Horizontal		Vertical	
		Size	Offset	EIRP(dBm)	EIRP(W)	EIRP(dBm)	EIRP(W)
Lowest	QPSK	1	12	24.56	0.2858	24.28	0.2679
Middle		1	0	25.32	0.3408	24.93	0.3109
Highest		1	12	24.35	0.2724	24.31	0.2695
Lowest	16QAM	1	12	23.20	0.2089	23.07	0.2028
Middle		1	0	24.18	0.2618	23.97	0.2495
Highest		1	0	23.74	0.2366	23.73	0.2360
Limit	EIRP < 2W			Result		PASS	

LTE Band 7 / 10MHz (Average)							
Channel	Modulation	RB		Horizontal		Vertical	
		Size	Offset	EIRP(dBm)	EIRP(W)	EIRP(dBm)	EIRP(W)
Lowest	QPSK	1	0	24.83	0.3042	24.53	0.2840
Middle		1	0	23.95	0.2481	24.00	0.2513
Highest		1	49	24.47	0.2799	24.21	0.2637
Lowest	16QAM	1	49	23.31	0.2143	23.36	0.2168
Middle		1	0	24.26	0.2667	23.97	0.2495
Highest		1	0	23.85	0.2427	23.66	0.2323
Limit	EIRP < 2W			Result		PASS	

LTE Band 7 / 15MHz (Average)							
Channel	Modulation	RB		Horizontal		Vertical	
		Size	Offset	EIRP(dBm)	EIRP(W)	EIRP(dBm)	EIRP(W)
Lowest	QPSK	1	0	24.14	0.2596	24.17	0.2611
Middle		1	0	24.84	0.3047	24.59	0.2877
Highest		1	37	24.45	0.2788	24.29	0.2687
Lowest	16QAM	1	74	23.31	0.2142	23.37	0.2172
Middle		1	0	24.28	0.2677	24.05	0.2540
Highest		1	74	23.92	0.2467	23.77	0.2383
Limit	EIRP < 2W			Result		PASS	

LTE Band 7 / 20MHz (Average)							
Channel	Modulation	RB		Horizontal		Vertical	
		Size	Offset	EIRP(dBm)	EIRP(W)	EIRP(dBm)	EIRP(W)
Lowest	QPSK	1	0	24.04	0.2533	24.00	0.2514
Middle		1	0	25.13	0.3258	24.66	0.2923
Highest		1	0	24.73	0.2969	24.37	0.2733
Lowest	16QAM	1	99	23.77	0.2382	23.67	0.2328
Middle		1	0	24.19	0.2623	23.91	0.2463
Highest		1	99	23.94	0.2477	23.83	0.2414
Limit	EIRP < 2W			Result		PASS	

LTE Band 12 / 1.4MHz (Average)							
Channel	Modulation	RB		Horizontal		Vertical	
		Size	Offset	ERP(dBm)	ERP(W)	ERP(dBm)	ERP(W)
Lowest	QPSK	3	0	16.18	0.0415	6.06	0.0040
Middle		3	0	16.91	0.0491	6.53	0.0045
Highest		3	0	16.69	0.0467	6.33	0.0043
Lowest	16QAM	1	3	15.15	0.0328	4.86	0.0031
Middle		1	3	15.85	0.0384	5.44	0.0035
Highest		1	3	15.68	0.0369	5.18	0.0033
Limit	ERP < 3W			Result		PASS	

LTE Band 12 / 3MHz (Average)							
Channel	Modulation	RB		Horizontal		Vertical	
		Size	Offset	ERP(dBm)	ERP(W)	ERP(dBm)	ERP(W)
Lowest	QPSK	1	8	16.12	0.0409	6.05	0.0040
Middle		1	0	16.64	0.0461	6.49	0.0045
Highest		1	0	16.65	0.0462	6.11	0.0041
Lowest	16QAM	1	8	15.07	0.0321	4.77	0.0030
Middle		1	0	15.85	0.0384	5.31	0.0034
Highest		1	14	15.68	0.0369	5.22	0.0033
Limit	ERP < 3W			Result		PASS	

LTE Band 12 / 5MHz (Average)							
Channel	Modulation	RB		Horizontal		Vertical	
		Size	Offset	ERP(dBm)	ERP(W)	ERP(dBm)	ERP(W)
Lowest	QPSK	1	12	16.39	0.0436	6.01	0.0040
Middle		1	12	16.82	0.0480	6.41	0.0044
Highest		1	0	16.72	0.0469	6.27	0.0042
Lowest	16QAM	1	12	15.15	0.0328	4.81	0.0030
Middle		1	0	15.89	0.0388	5.24	0.0033
Highest		1	0	15.75	0.0376	5.26	0.0034
Limit	ERP < 3W			Result		PASS	

LTE Band 12 / 10MHz (Average)							
Channel	Modulation	RB		Horizontal		Vertical	
		Size	Offset	ERP(dBm)	ERP(W)	ERP(dBm)	ERP(W)
Lowest	QPSK	1	0	16.11	0.0408	5.87	0.0039
Middle		1	0	16.57	0.0454	6.09	0.0041
Highest		1	0	16.80	0.0478	6.43	0.0044
Lowest	16QAM	1	25	15.70	0.0371	5.27	0.0034
Middle		1	0	15.86	0.0385	5.52	0.0036
Highest		1	0	15.68	0.0369	5.41	0.0035
Limit	ERP < 3W			Result		PASS	

LTE Band 17 / 5MHz (Average)							
Channel	Modulation	RB		Horizontal		Vertical	
		Size	Offset	ERP(dBm)	ERP(W)	ERP(dBm)	ERP(W)
Lowest	QPSK	1	12	16.27	0.0424	6.50	0.0045
Middle		1	0	16.41	0.0437	6.58	0.0046
Highest		1	0	16.37	0.0433	6.40	0.0044
Lowest	16QAM	1	12	15.90	0.0389	6.06	0.0040
Middle		1	0	15.71	0.0372	5.84	0.0038
Highest		1	0	15.62	0.0365	5.55	0.0036
Limit	ERP < 3W			Result		PASS	

LTE Band 17 / 10MHz (Average)							
Channel	Modulation	RB		Horizontal		Vertical	
		Size	Offset	ERP(dBm)	ERP(W)	ERP(dBm)	ERP(W)
Lowest	QPSK	1	0	16.30	0.0427	6.60	0.0046
Middle		1	0	16.35	0.0432	6.64	0.0046
Highest		1	0	16.39	0.0436	6.71	0.0047
Lowest	16QAM	1	0	15.68	0.0370	5.85	0.0038
Middle		1	0	15.78	0.0378	5.95	0.0039
Highest		1	0	15.88	0.0387	6.05	0.0040
Limit	ERP < 3W			Result		PASS	

Radiated Spurious Emission

LTE Band 2 / 1.4MHz / QPSK / RB Size 1 Offset 0									
Channel	Frequency (MHz)	EIRP (dBm)	Limit (dBm)	Over Limit (dB)	SPA Reading (dBm)	S.G. Power (dBm)	TX Cable loss (dB)	TX Antenna Gain (dBi)	Polarization (H/V)
Lowest	3700.32	-43.70	-13	-30.70	-57.25	-49.74	6.56	12.60	H
	5550.48	-27.78	-13	-14.78	-46.59	-32.88	8	13.10	H
	7400.64	-48.60	-13	-35.60	-67.34	-50.33	9.57	11.30	H
	3700.32	-40.65	-13	-27.65	-54.8	-46.69	6.56	12.6	V
	5550.48	-25.19	-13	-12.19	-44.28	-30.29	8	13.1	V
	7400.64	-48.85	-13	-35.85	-67.25	-50.58	9.57	11.3	V
Middle	3758.92	-39.11	-13	-26.11	-53.34	-45.15	6.56	12.60	H
	5638.38	-29.06	-13	-16.06	-47.73	-34.16	8	13.10	H
	7517.84	-46.61	-13	-33.61	-65.35	-48.34	9.57	11.30	H
	3758.92	-38.14	-13	-25.14	-52.81	-44.18	6.56	12.6	V
	5638.38	-20.75	-13	-7.75	-40.2	-25.85	8	13.1	V
	7517.84	-47.76	-13	-34.76	-66.16	-49.49	9.57	11.3	V
Highest	3817.52	-40.56	-13	-27.56	-54.50	-46.60	6.56	12.60	H
	5726.28	-29.82	-13	-16.82	-48.29	-34.92	8	13.10	H
	7635.04	-47.94	-13	-34.94	-66.68	-49.67	9.57	11.30	H
	3817.52	-40.37	-13	-27.37	-54.66	-46.41	6.56	12.6	V
	5726.28	-25.24	-13	-12.24	-44.34	-30.34	8	13.1	V
	7635.04	-47.82	-13	-34.82	-66.22	-49.55	9.57	11.3	V

Remark: Spurious emissions within 30-1000MHz were found more than 20dB below limit line.

LTE Band 2 / 3MHz / QPSK / RB Size 1 Offset 0									
Channel	Frequency (MHz)	EIRP (dBm)	Limit (dBm)	Over Limit (dB)	SPA Reading (dBm)	S.G. Power (dBm)	TX Cable loss (dB)	TX Antenna Gain (dBi)	Polarization (H/V)
Lowest	3700.48	-44.67	-13	-31.67	-58.22	-50.71	6.56	12.60	H
	5550.72	-27.33	-13	-14.33	-46.18	-32.43	8	13.10	H
	7400.96	-48.67	-13	-35.67	-67.41	-50.40	9.57	11.30	H
	3700.48	-42.00	-13	-29.00	-55.35	-48.04	6.56	12.6	V
	5550.72	-24.10	-13	-11.10	-43.42	-29.20	8	13.1	V
	7400.96	-48.20	-13	-35.20	-66.60	-49.93	9.57	11.3	V
Middle	3757.48	-46.44	-13	-33.44	-59.99	-52.48	6.56	12.60	H
	5636.22	-30.92	-13	-17.92	-49.34	-36.02	8	13.10	H
	7514.96	-48.60	-13	-35.60	-67.34	-50.33	9.57	11.30	H
	3757.48	-42.57	-13	-29.57	-55.92	-48.61	6.56	12.6	V
	5636.22	-25.72	-13	-12.72	-44.90	-30.82	8	13.1	V
	7514.96	-48.28	-13	-35.28	-66.68	-50.01	9.57	11.3	V
Highest	3814.48	-42.79	-13	-29.79	-56.34	-48.83	6.56	12.60	H
	5721.72	-30.03	-13	-17.03	-48.45	-35.13	8	13.10	H
	7628.96	-47.18	-13	-34.18	-65.92	-48.91	9.57	11.30	H
	3814.48	-41.97	-13	-28.97	-55.34	-48.01	6.56	12.6	V
	5721.72	-23.98	-13	-10.98	-43.33	-29.08	8	13.1	V
	7628.96	-47.10	-13	-34.10	-65.50	-48.83	9.57	11.3	V

Remark: Spurious emissions within 30-1000MHz were found more than 20dB below limit line.

LTE Band 2 / 5MHz / QPSK / RB Size 1 Offset 0									
Channel	Frequency (MHz)	EIRP (dBm)	Limit (dBm)	Over Limit (dB)	SPA Reading (dBm)	S.G. Power (dBm)	TX Cable loss (dB)	TX Antenna Gain (dBi)	Polarization (H/V)
Lowest	3700.68	-44.79	-13	-31.79	-58.34	-50.83	6.56	12.60	H
	5551.02	-26.49	-13	-13.49	-45.22	-31.59	8	13.10	H
	7401.36	-49.20	-13	-36.20	-67.94	-50.93	9.57	11.30	H
	3700.68	-41.13	-13	-28.13	-55.02	-47.17	6.56	12.6	V
	5551.02	-24.81	-13	-11.81	-43.92	-29.91	8	13.1	V
	7401.36	-48.56	-13	-35.56	-66.96	-50.29	9.57	11.3	V
Middle	3755.68	-45.64	-13	-32.64	-59.19	-51.68	6.56	12.60	H
	5633.52	-31.94	-13	-18.94	-49.74	-37.04	8	13.10	H
	7511.36	-49.11	-13	-36.11	-67.85	-50.84	9.57	11.30	H
	3755.68	-42.42	-13	-29.42	-55.77	-48.46	6.56	12.6	V
	5633.52	-26.08	-13	-13.08	-45.33	-31.18	8	13.1	V
	7511.36	-48.59	-13	-35.59	-66.99	-50.32	9.57	11.3	V
Highest	3810.68	-44.24	-13	-31.24	-57.79	-50.28	6.56	12.60	H
	5716.02	-31.26	-13	-18.26	-49.51	-36.36	8	13.10	H
	7621.36	-47.01	-13	-34.01	-65.75	-48.74	9.57	11.30	H
	3810.68	-42.00	-13	-29.00	-55.35	-48.04	6.56	12.6	V
	5716.02	-25.49	-13	-12.49	-44.63	-30.59	8	13.1	V
	7621.36	-47.37	-13	-34.37	-65.77	-49.10	9.57	11.3	V

Remark: Spurious emissions within 30-1000MHz were found more than 20dB below limit line.

LTE Band 2 / 10MHz / QPSK / RB Size 1 Offset 0									
Channel	Frequency (MHz)	EIRP (dBm)	Limit (dBm)	Over Limit (dB)	SPA Reading (dBm)	S.G. Power (dBm)	TX Cable loss (dB)	TX Antenna Gain (dBi)	Polarization (H/V)
Lowest	3701.18	-44.41	-13	-31.41	-57.96	-50.45	6.56	12.60	H
	5551.77	-27.42	-13	-14.42	-46.26	-32.52	8	13.10	H
	7402.36	-48.86	-13	-35.86	-67.60	-50.59	9.57	11.30	H
	3701.18	-40.27	-13	-27.27	-54.61	-46.31	6.56	12.6	V
	5551.77	-25.37	-13	-12.37	-44.49	-30.47	8	13.1	V
	7402.36	-47.71	-13	-34.71	-66.11	-49.44	9.57	11.3	V
Middle	3751.18	-43.95	-13	-30.95	-57.50	-49.99	6.56	12.60	H
	5626.77	-26.47	-13	-13.47	-45.19	-31.57	8	13.10	H
	7502.36	-47.39	-13	-34.39	-66.13	-49.12	9.57	11.30	H
	3751.18	-42.76	-13	-29.76	-56.11	-48.80	6.56	12.6	V
	5626.77	-24.95	-13	-11.95	-44.02	-30.05	8	13.1	V
	7502.36	-47.36	-13	-34.36	-65.76	-49.09	9.57	11.3	V
Highest	3801.18	-46.19	-13	-33.19	-59.74	-52.23	6.56	12.60	H
	5701.77	-31.88	-13	-18.88	-49.72	-36.98	8	13.10	H
	7602.36	-47.77	-13	-34.77	-66.51	-49.50	9.57	11.30	H
	3801.18	-43.43	-13	-30.43	-56.78	-49.47	6.56	12.6	V
	5701.77	-24.05	-13	-11.05	-43.39	-29.15	8	13.1	V
	7602.36	-47.77	-13	-34.77	-66.17	-49.50	9.57	11.3	V

Remark: Spurious emissions within 30-1000MHz were found more than 20dB below limit line.

LTE Band 2 / 15MHz / QPSK / RB Size 1 Offset 0									
Channel	Frequency (MHz)	EIRP (dBm)	Limit (dBm)	Over Limit (dB)	SPA Reading (dBm)	S.G. Power (dBm)	TX Cable loss (dB)	TX Antenna Gain (dBi)	Polarization (H/V)
Lowest	3701.68	-38.10	-13	-25.10	-52.87	-44.14	6.56	12.60	H
	5552.52	-28.24	-13	-15.24	-47.00	-33.34	8	13.10	H
	7403.36	-48.68	-13	-35.68	-67.42	-50.41	9.57	11.30	H
	3701.68	-35.66	-13	-22.66	-50.93	-41.70	6.56	12.6	V
	5552.52	-23.40	-13	-10.40	-42.72	-28.50	8	13.1	V
	7403.36	-48.45	-13	-35.45	-66.85	-50.18	9.57	11.3	V
Middle	3746.68	-39.97	-13	-26.97	-54.26	-46.01	6.56	12.60	H
	5620.02	-31.53	-13	-18.53	-49.60	-36.63	8	13.10	H
	7493.36	-47.98	-13	-34.98	-66.72	-49.71	9.57	11.30	H
	3746.68	-36.87	-13	-23.87	-51.99	-42.91	6.56	12.6	V
	5620.02	-21.22	-13	-8.22	-40.64	-26.32	8	13.1	V
	7493.36	-48.42	-13	-35.42	-66.82	-50.15	9.57	11.3	V
Highest	3791.68	-37.72	-13	-24.72	-52.53	-43.76	6.56	12.60	H
	5687.52	-30.32	-13	-17.32	-48.74	-35.42	8	13.10	H
	7583.36	-47.26	-13	-34.26	-66.00	-48.99	9.57	11.30	H
	3791.68	-39.14	-13	-26.14	-53.70	-45.18	6.56	12.6	V
	5687.52	-22.63	-13	-9.63	-42.00	-27.73	8	13.1	V
	7583.36	-47.87	-13	-34.87	-66.27	-49.60	9.57	11.3	V

Remark: Spurious emissions within 30-1000MHz were found more than 20dB below limit line.

LTE Band 2 / 20MHz / QPSK / RB Size 1 Offset 0									
Channel	Frequency (MHz)	EIRP (dBm)	Limit (dBm)	Over Limit (dB)	SPA Reading (dBm)	S.G. Power (dBm)	TX Cable loss (dB)	TX Antenna Gain (dBi)	Polarization (H/V)
Lowest	3702.18	-37.70	-13	-24.70	-52.51	-43.74	6.56	12.60	H
	5553.27	-27.95	-13	-14.95	-46.74	-33.05	8	13.10	H
	7404.36	-47.65	-13	-34.65	-66.39	-49.38	9.57	11.30	H
	3702.18	-36.14	-13	-23.14	-51.36	-42.18	6.56	12.6	V
	5553.27	-23.86	-13	-10.86	-43.21	-28.96	8	13.1	V
	7404.36	-47.97	-13	-34.97	-66.37	-49.70	9.57	11.3	V
Middle	3742.18	-42.45	-13	-29.45	-56.00	-48.49	6.56	12.60	H
	5613.27	-32.01	-13	-19.01	-49.78	-37.11	8	13.10	H
	7484.36	-48.47	-13	-35.47	-67.21	-50.20	9.57	11.30	H
	3742.18	-38.09	-13	-25.09	-52.77	-44.13	6.56	12.6	V
	5613.27	-25.25	-13	-12.25	-44.35	-30.35	8	13.1	V
	7484.36	-48.42	-13	-35.42	-66.82	-50.15	9.57	11.3	V
Highest	3782.18	-40.27	-13	-27.27	-54.39	-46.31	6.56	12.60	H
	5673.27	-30.16	-13	-17.16	-48.58	-35.26	8	13.10	H
	7564.36	-47.98	-13	-34.98	-66.72	-49.71	9.57	11.30	H
	3782.18	-39.16	-13	-26.16	-53.72	-45.20	6.56	12.6	V
	5673.27	-22.46	-13	-9.46	-41.87	-27.56	8	13.1	V
	7564.36	-48.48	-13	-35.48	-66.88	-50.21	9.57	11.3	V

Remark: Spurious emissions within 30-1000MHz were found more than 20dB below limit line.

LTE Band 4 / 1.4MHz / QPSK / RB Size 1 Offset 0									
Channel	Frequency (MHz)	EIRP (dBm)	Limit (dBm)	Over Limit (dB)	SPA Reading (dBm)	S.G. Power (dBm)	TX Cable loss (dB)	TX Antenna Gain (dBi)	Polarization (H/V)
Lowest	3420.32	-32.68	-13	-19.68	-48.71	-39.10	6.18	12.60	H
	5130.48	-31.57	-13	-18.57	-51.50	-36.53	7.74	12.70	H
	6840.64	-41.47	-13	-28.47	-60.28	-44.17	9	11.70	H
	3420.32	-39.26	-13	-26.26	-52.86	-45.68	6.18	12.60	V
	5130.48	-31.31	-13	-18.31	-49.34	-36.27	7.74	12.70	V
	6840.64	-44.44	-13	-31.44	-61.15	-47.14	9	11.70	V
Middle	3463.74	-33.67	-13	-20.67	-49.62	-40.09	6.18	12.60	H
	5195.61	-32.15	-13	-19.15	-51.91	-37.11	7.74	12.70	H
	6927.48	-45.14	-13	-32.14	-63.95	-47.84	9	11.70	H
	3463.74	-40.59	-13	-27.59	-54.07	-47.01	6.18	12.60	V
	5195.61	-34.23	-13	-21.23	-51.71	-39.19	7.74	12.70	V
	6927.48	-47.02	-13	-34.02	-63.73	-49.72	9	11.70	V
Highest	3507.52	-31.29	-13	-18.29	-47.60	-37.71	6.18	12.60	H
	5261.28	-29.01	-13	-16.01	-49.38	-33.97	7.74	12.70	H
	7015.04	-46.25	-13	-33.25	-65.06	-48.95	9	11.70	H
	3507.52	-36.38	-13	-23.38	-50.86	-42.80	6.18	12.60	V
	5261.28	-29.39	-13	-16.39	-47.70	-34.35	7.74	12.70	V
	7015.04	-49.55	-13	-36.55	-66.26	-52.25	9	11.70	V

Remark: Spurious emissions within 30-1000MHz were found more than 20dB below limit line.

LTE Band 4 / 3MHz / QPSK / RB Size 1 Offset 0									
Channel	Frequency (MHz)	EIRP (dBm)	Limit (dBm)	Over Limit (dB)	SPA Reading (dBm)	S.G. Power (dBm)	TX Cable loss (dB)	TX Antenna Gain (dBi)	Polarization (H/V)
Lowest	3420.48	-31.28	-13	-18.28	-47.59	-37.70	6.18	12.60	H
	5130.72	-32.64	-13	-19.64	-52.36	-37.60	7.74	12.70	H
	6840.96	-42.70	-13	-29.70	-61.51	-45.40	9	11.70	H
	3420.48	-38.86	-13	-25.86	-52.48	-45.28	6.18	12.60	V
	5130.72	-34.37	-13	-21.37	-51.85	-39.33	7.74	12.70	V
	6840.96	-44.22	-13	-31.22	-60.93	-46.92	9	11.70	V
Middle	3462.48	-33.39	-13	-20.39	-49.32	-39.81	6.18	12.60	H
	5193.72	-30.51	-13	-17.51	-50.70	-35.47	7.74	12.70	H
	6924.96	-45.03	-13	-32.03	-63.84	-47.73	9	11.70	H
	3462.48	-40.90	-13	-27.90	-54.21	-47.32	6.18	12.60	V
	5193.72	-33.66	-13	-20.66	-51.24	-38.62	7.74	12.70	V
	6924.96	-48.78	-13	-35.78	-65.49	-51.48	9	11.70	V
Highest	3504.48	-31.68	-13	-18.68	-47.97	-38.10	6.18	12.60	H
	5256.72	-28.73	-13	-15.73	-49.14	-33.69	7.74	12.70	H
	7008.96	-45.61	-13	-32.61	-64.42	-48.31	9	11.70	H
	3504.48	-36.97	-13	-23.97	-51.33	-43.39	6.18	12.60	V
	5256.72	-29.26	-13	-16.26	-47.58	-34.22	7.74	12.70	V
	7008.96	-50.06	-13	-37.06	-66.77	-52.76	9	11.70	V

Remark: Spurious emissions within 30-1000MHz were found more than 20dB below limit line.

LTE Band 4 / 5MHz / QPSK / RB Size 1 Offset 0									
Channel	Frequency (MHz)	EIRP (dBm)	Limit (dBm)	Over Limit (dB)	SPA Reading (dBm)	S.G. Power (dBm)	TX Cable loss (dB)	TX Antenna Gain (dBi)	Polarization (H/V)
Lowest	3420.68	-32.10	-13	-19.10	-48.34	-38.52	6.18	12.60	H
	5131.02	-31.54	-13	-18.54	-51.48	-36.50	7.74	12.70	H
	6841.36	-42.91	-13	-29.91	-61.72	-45.61	9	11.70	H
	3420.68	-39.22	-13	-26.22	-52.81	-45.64	6.18	12.60	V
	5131.02	-32.77	-13	-19.77	-50.62	-37.73	7.74	12.70	V
	6841.36	-44.91	-13	-31.91	-61.62	-47.61	9	11.70	V
Middle	3460.68	-35.43	-13	-22.43	-51.16	-41.85	6.18	12.60	H
	5191.02	-30.45	-13	-17.45	-50.65	-35.41	7.74	12.70	H
	6921.36	-47.23	-13	-34.23	-66.04	-49.93	9	11.70	H
	3460.68	-40.40	-13	-27.40	-53.99	-46.82	6.18	12.60	V
	5191.02	-34.82	-13	-21.82	-52.29	-39.78	7.74	12.70	V
	6921.36	-49.69	-13	-36.69	-66.4	-52.39	9	11.70	V
Highest	3500.68	-31.84	-13	-18.84	-48.12	-38.26	6.18	12.60	H
	5251.02	-28.83	-13	-15.83	-49.22	-33.79	7.74	12.70	H
	7001.36	-46.00	-13	-33.00	-64.81	-48.70	9	11.70	H
	3500.68	-36.98	-13	-23.98	-51.34	-43.40	6.18	12.60	V
	5251.02	-29.26	-13	-16.26	-47.58	-34.22	7.74	12.70	V
	7001.36	-48.45	-13	-35.45	-65.16	-51.15	9	11.70	V

Remark: Spurious emissions within 30-1000MHz were found more than 20dB below limit line.

LTE Band 4 / 10MHz / QPSK / RB Size 1 Offset 0									
Channel	Frequency (MHz)	EIRP (dBm)	Limit (dBm)	Over Limit (dB)	SPA Reading (dBm)	S.G. Power (dBm)	TX Cable loss (dB)	TX Antenna Gain (dBi)	Polarization (H/V)
Lowest	3421.18	-31.25	-13	-18.25	-47.56	-37.67	6.18	12.60	H
	5131.77	-30.65	-13	-17.65	-50.83	-35.61	7.74	12.70	H
	6842.36	-42.83	-13	-29.83	-61.64	-45.53	9	11.70	H
	3421.18	-39.00	-13	-26.00	-53.52	-45.42	6.18	12.60	V
	5131.77	-33.32	-13	-20.32	-50.99	-38.28	7.74	12.70	V
	6842.36	-43.12	-13	-30.12	-59.83	-45.82	9	11.70	V
Middle	3456.18	-31.68	-13	-18.68	-47.97	-38.10	6.18	12.60	H
	5184.27	-32.71	-13	-19.71	-52.43	-37.67	7.74	12.70	H
	6912.36	-46.69	-13	-33.69	-65.50	-49.39	9	11.70	H
	3456.18	-40.88	-13	-27.88	-54.2	-47.30	6.18	12.60	V
	5184.27	-35.50	-13	-22.50	-52.87	-40.46	7.74	12.70	V
	6912.36	-47.61	-13	-34.61	-64.32	-50.31	9	11.70	V
Highest	3491.18	-31.80	-13	-18.80	-48.08	-38.22	6.18	12.60	H
	5236.77	-28.30	-13	-15.30	-48.76	-33.26	7.74	12.70	H
	6982.36	-45.85	-13	-32.85	-64.66	-48.55	9	11.70	H
	3491.18	-38.00	-13	-25.00	-52.22	-44.42	6.18	12.60	V
	5236.77	-31.19	-13	-18.19	-49.20	-36.15	7.74	12.70	V
	6982.36	-49.67	-13	-36.67	-66.38	-52.37	9	11.70	V

Remark: Spurious emissions within 30-1000MHz were found more than 20dB below limit line.

LTE Band 4 / 15MHz / QPSK / RB Size 1 Offset 0									
Channel	Frequency (MHz)	EIRP (dBm)	Limit (dBm)	Over Limit (dB)	SPA Reading (dBm)	S.G. Power (dBm)	TX Cable loss (dB)	TX Antenna Gain (dBi)	Polarization (H/V)
Lowest	3421.68	-34.84	-13	-21.84	-50.66	-41.26	6.18	12.60	H
	5132.52	-32.44	-13	-19.44	-52.18	-37.40	7.74	12.70	H
	6843.36	-42.56	-13	-29.56	-61.37	-45.26	9	11.70	H
	3421.68	-40.81	-13	-27.81	-54.17	-47.23	6.18	12.60	V
	5132.52	-32.47	-13	-19.47	-50.43	-37.43	7.74	12.70	V
	6843.36	-43.81	-13	-30.81	-60.52	-46.51	9	11.70	V
Middle	3451.68	-37.44	-13	-24.44	-52.75	-43.86	6.18	12.60	H
	5177.52	-32.15	-13	-19.15	-51.91	-37.11	7.74	12.70	H
	6903.36	-45.64	-13	-32.64	-64.45	-48.34	9	11.70	H
	3451.68	-43.88	-13	-30.88	-56.24	-50.30	6.18	12.60	V
	5177.52	-35.91	-13	-22.91	-53.21	-40.87	7.74	12.70	V
	6903.36	-48.91	-13	-35.91	-65.62	-51.61	9	11.70	V
Highest	3481.68	-36.26	-13	-23.26	-51.84	-42.68	6.18	12.60	H
	5222.52	-32.44	-13	-19.44	-52.18	-37.40	7.74	12.70	H
	6963.36	-45.21	-13	-32.21	-64.02	-47.91	9	11.70	H
	3481.68	-43.69	-13	-30.69	-56.11	-50.11	6.18	12.60	V
	5222.52	-32.49	-13	-19.49	-50.44	-37.45	7.74	12.70	V
	6963.36	-48.78	-13	-35.78	-65.49	-51.48	9	11.70	V

Remark: Spurious emissions within 30-1000MHz were found more than 20dB below limit line.

LTE Band 4 / 20MHz / QPSK / RB Size 1 Offset 0									
Channel	Frequency (MHz)	EIRP (dBm)	Limit (dBm)	Over Limit (dB)	SPA Reading (dBm)	S.G. Power (dBm)	TX Cable loss (dB)	TX Antenna Gain (dBi)	Polarization (H/V)
Lowest	3422.18	-33.68	-13	-20.68	-49.63	-40.10	6.18	12.60	H
	5133.27	-33.56	-13	-20.56	-53.06	-38.52	7.74	12.70	H
	6844.36	-44.03	-13	-31.03	-62.84	-46.73	9	11.70	H
	3422.18	-36.87	-13	-23.87	-51.25	-43.29	6.18	12.60	V
	5133.27	-33.54	-13	-20.54	-51.15	-38.50	7.74	12.70	V
	6844.36	-46.84	-13	-33.84	-63.55	-49.54	9	11.70	V
Middle	3447.18	-33.71	-13	-20.71	-49.66	-40.13	6.18	12.60	H
	5170.77	-33.72	-13	-20.72	-53.17	-38.68	7.74	12.70	H
	6894.36	-45.03	-13	-32.03	-63.84	-47.73	9	11.70	H
	3447.18	-43.38	-13	-30.38	-55.9	-49.80	6.18	12.60	V
	5170.77	-31.43	-13	-18.43	-49.47	-36.39	7.74	12.70	V
	6894.36	-49.59	-13	-36.59	-66.3	-52.29	9	11.70	V
Highest	3472.18	-35.04	-13	-22.04	-50.83	-41.46	6.18	12.60	H
	5208.27	-33.66	-13	-20.66	-53.13	-38.62	7.74	12.70	H
	6944.36	-45.80	-13	-32.80	-64.61	-48.50	9	11.70	H
	3472.18	-40.84	-13	-27.84	-54.18	-47.26	6.18	12.60	V
	5208.27	-31.19	-13	-18.19	-49.20	-36.15	7.74	12.70	V
	6944.36	-48.49	-13	-35.49	-65.20	-51.19	9	11.70	V

Remark: Spurious emissions within 30-1000MHz were found more than 20dB below limit line.

LTE Band 7 / 5MHz / QPSK / RB Size 1 Offset 0									
Channel	Frequency (MHz)	EIRP (dBm)	Limit (dBm)	Over Limit (dB)	SPA Reading (dBm)	S.G. Power (dBm)	TX Cable loss (dB)	TX Antenna Gain (dBi)	Polarization (H/V)
Lowest	5000.68	-38.53	-25	-13.53	-55.80	-50.29	0.94	12.70	H
	7501.02	-37.87	-25	-12.87	-59.24	-47.88	1.69	11.70	H
	10001.36	-41.89	-25	-16.89	-66.25	-52.55	1.44	12.10	H
	5000.68	-42.27	-25	-17.27	-58.23	-54.03	0.94	12.70	V
	7501.02	-43.03	-25	-18.03	-64.02	-53.04	1.69	11.70	V
	10001.36	-43.29	-25	-18.29	-66.19	-53.95	1.44	12.10	V
Middle	5065.68	-37.68	-25	-12.68	-55.29	-49.44	0.94	12.70	H
	7598.52	-39.10	-25	-14.10	-60.47	-49.11	1.69	11.70	H
	10131.36	-43.20	-25	-18.20	-67.56	-53.86	1.44	12.10	H
	5065.68	-42.47	-25	-17.47	-58.37	-54.23	0.94	12.70	V
	7598.52	-40.99	-25	-15.99	-61.98	-51.00	1.69	11.70	V
	10131.36	-45.54	-25	-20.54	-68.44	-56.20	1.44	12.10	V
Highest	5130.68	-36.15	-25	-11.15	-54.23	-47.91	0.94	12.70	H
	7696.02	-36.51	-25	-11.51	-57.88	-46.52	1.69	11.70	H
	10261.36	-41.96	-25	-16.96	-66.32	-52.62	1.44	12.10	H
	5130.68	-36.15	-25	-11.15	-54.31	-47.91	0.94	12.70	V
	7696.02	-40.44	-25	-15.44	-61.43	-50.45	1.69	11.70	V
	10261.36	-44.23	-25	-19.23	-67.13	-54.89	1.44	12.10	V

Remark: Spurious emissions within 30-1000MHz were found more than 20dB below limit line.

LTE Band 7 / 10MHz / QPSK / RB Size 1 Offset 0									
Channel	Frequency (MHz)	EIRP (dBm)	Limit (dBm)	Over Limit (dB)	SPA Reading (dBm)	S.G. Power (dBm)	TX Cable loss (dB)	TX Antenna Gain (dBi)	Polarization (H/V)
Lowest	5001.18	-38.06	-25	-13.06	-55.65	-49.82	0.94	12.70	H
	7501.77	-37.48	-25	-12.48	-58.85	-47.49	1.69	11.70	H
	10002.36	-41.25	-25	-16.25	-65.61	-51.91	1.44	12.10	H
	5001.18	-41.45	-25	-16.45	-57.72	-53.21	0.94	12.70	V
	7501.77	-42.33	-25	-17.33	-63.32	-52.34	1.69	11.70	V
	10002.36	-44.54	-25	-19.54	-67.44	-55.20	1.44	12.10	V
Middle	5061.18	-37.67	-25	-12.67	-55.28	-49.43	0.94	12.70	H
	7591.77	-36.21	-25	-11.21	-57.58	-46.22	1.69	11.70	H
	10122.36	-42.67	-25	-17.67	-67.03	-53.33	1.44	12.10	H
	5061.18	-42.02	-25	-17.02	-58.05	-53.78	0.94	12.70	V
	7591.77	-44.96	-25	-19.96	-65.95	-54.97	1.69	11.70	V
	10122.36	-44.96	-25	-19.96	-67.86	-55.62	1.44	12.10	V
Highest	5121.18	-36.56	-25	-11.56	-54.39	-48.32	0.94	12.70	H
	7681.77	-38.22	-25	-13.22	-59.59	-48.23	1.69	11.70	H
	10242.36	-42.97	-25	-17.97	-67.33	-53.63	1.44	12.10	H
	5121.18	-42.16	-25	-17.16	-58.15	-53.92	0.94	12.70	V
	7681.77	-43.69	-25	-18.69	-64.68	-53.70	1.69	11.70	V
	10242.36	-44.50	-25	-19.50	-67.40	-55.16	1.44	12.10	V

Remark: Spurious emissions within 30-1000MHz were found more than 20dB below limit line.

LTE Band 7 / 15MHz / QPSK / RB Size 1 Offset 0									
Channel	Frequency (MHz)	EIRP (dBm)	Limit (dBm)	Over Limit (dB)	SPA Reading (dBm)	S.G. Power (dBm)	TX Cable loss (dB)	TX Antenna Gain (dBi)	Polarization (H/V)
Lowest	5001.68	-39.31	-25	-14.31	-56.25	-51.07	0.94	12.70	H
	7502.52	-35.70	-25	-10.70	-57.07	-45.71	1.69	11.70	H
	10003.36	-40.95	-25	-15.95	-65.31	-51.61	1.44	12.10	H
	5001.68	-39.77	-25	-14.77	-56.88	-51.53	0.94	12.70	V
	7502.52	-41.76	-25	-16.76	-62.75	-51.77	1.69	11.70	V
	10003.36	-44.09	-25	-19.09	-66.99	-54.75	1.44	12.10	V
Middle	5056.68	-42.65	-25	-17.65	-58.85	-54.41	0.94	12.70	H
	7585.02	-37.68	-25	-12.68	-59.05	-47.69	1.69	11.70	H
	10131.36	-43.16	-25	-18.16	-67.52	-53.82	1.44	12.10	H
	5056.68	-40.53	-25	-15.53	-57.24	-52.29	0.94	12.70	V
	7585.02	-43.34	-25	-18.34	-64.33	-53.35	1.69	11.70	V
	10131.36	-44.70	-25	-19.70	-67.60	-55.36	1.44	12.10	V
Highest	5111.68	-39.61	-25	-14.61	-56.53	-51.37	0.94	12.70	H
	7667.52	-38.50	-25	-13.50	-59.87	-48.51	1.69	11.70	H
	10223.36	-43.41	-25	-18.41	-67.77	-54.07	1.44	12.10	H
	5111.68	-36.89	-25	-11.89	-54.87	-48.65	0.94	12.70	V
	7667.52	-43.55	-25	-18.55	-64.54	-53.56	1.69	11.70	V
	10223.36	-45.74	-25	-20.74	-68.64	-56.40	1.44	12.10	V

Remark: Spurious emissions within 30-1000MHz were found more than 20dB below limit line.

LTE Band 7 / 20MHz / QPSK / RB Size 1 Offset 0									
Channel	Frequency (MHz)	EIRP (dBm)	Limit (dBm)	Over Limit (dB)	SPA Reading (dBm)	S.G. Power (dBm)	TX Cable loss (dB)	TX Antenna Gain (dBi)	Polarization (H/V)
Lowest	5002.18	-41.95	-25	-16.95	-58.15	-53.71	0.94	12.70	H
	7503.27	-36.71	-25	-11.71	-58.08	-46.72	1.69	11.70	H
	10004.36	-41.99	-25	-16.99	-66.35	-52.65	1.44	12.10	H
	5002.18	-42.50	-25	-17.50	-58.39	-54.26	0.94	12.70	V
	7503.27	-42.53	-25	-17.53	-63.52	-52.54	1.69	11.70	V
	10004.36	-44.49	-25	-19.49	-67.39	-55.15	1.44	12.10	V
Middle	5052.18	-42.31	-25	-17.31	-58.51	-54.07	0.94	12.70	H
	7578.27	-38.52	-25	-13.52	-59.89	-48.53	1.69	11.70	H
	10104.36	-42.18	-25	-17.18	-66.54	-52.84	1.44	12.10	H
	5052.18	-41.87	-25	-16.87	-57.96	-53.63	0.94	12.70	V
	7578.27	-43.89	-25	-18.89	-64.88	-53.90	1.69	11.70	V
	10104.36	-43.66	-25	-18.66	-66.56	-54.32	1.44	12.10	V
Highest	5102.18	-41.23	-25	-16.23	-57.43	-52.99	0.94	12.70	H
	7653.27	-37.28	-25	-12.28	-58.65	-47.29	1.69	11.70	H
	10204.36	-41.85	-25	-16.85	-66.21	-52.51	1.44	12.10	H
	5102.18	-37.78	-25	-12.78	-55.61	-49.54	0.94	12.70	V
	7653.27	-42.18	-25	-17.18	-63.17	-52.19	1.69	11.70	V
	10204.36	-44.66	-25	-19.66	-67.56	-55.32	1.44	12.10	V

Remark: Spurious emissions within 30-1000MHz were found more than 20dB below limit line.

LTE Band 12 / 1.4MHz / QPSK / RB Size 1 Offset 0									
Channel	Frequency (MHz)	ERP (dBm)	Limit (dBm)	Over Limit (dB)	SPA Reading (dBm)	S.G. Power (dBm)	TX Cable loss (dB)	TX Antenna Gain (dBi)	Polarization (H/V)
Lowest	1398.32	-44.61	-13	-31.61	-50.08	-51.30	0.56	9.40	H
	2097.48	-52.72	-13	-39.72	-58.46	-60.43	0.74	10.60	H
	2796.64	-55.92	-13	-42.92	-64.73	-65.52	0.85	12.60	H
	1398.32	-44.60	-13	-31.60	-49.42	-51.29	0.56	9.40	V
	2097.48	-44.81	-13	-31.81	-52.71	-52.52	0.74	10.60	V
	2796.64	-55.34	-13	-42.34	-63.48	-64.94	0.85	12.60	V
Middle	1413.92	-41.09	-13	-28.09	-47.05	-47.78	0.56	9.40	H
	2120.88	-46.83	-13	-33.83	-54.40	-54.54	0.74	10.60	H
	2827.84	-55.75	-13	-42.75	-64.56	-65.35	0.85	12.60	H
	1413.92	-40.94	-13	-27.94	-46.24	-47.63	0.56	9.40	V
	2120.88	-45.71	-13	-32.71	-53.29	-53.42	0.74	10.60	V
	2827.84	-54.93	-13	-41.93	-63.07	-64.53	0.85	12.60	V
Highest	1429.52	-40.74	-13	-27.74	-46.77	-47.43	0.56	9.40	H
	2144.28	-42.06	-13	-29.06	-50.97	-49.77	0.74	10.60	H
	2859.04	-52.04	-13	-39.04	-60.85	-61.64	0.85	12.60	H
	1429.52	-41.83	-13	-28.83	-47.06	-48.52	0.56	9.40	V
	2144.28	-42.21	-13	-29.21	-50.55	-49.92	0.74	10.60	V
	2859.04	-55.53	-13	-42.53	-63.67	-65.13	0.85	12.60	V

Remark: Spurious emissions within 30-1000MHz were found more than 20dB below limit line.

LTE Band 12 / 3MHz / QPSK / RB Size 1 Offset 0									
Channel	Frequency (MHz)	ERP (dBm)	Limit (dBm)	Over Limit (dB)	SPA Reading (dBm)	S.G. Power (dBm)	TX Cable loss (dB)	TX Antenna Gain (dBi)	Polarization (H/V)
Lowest	1398.48	-45.40	-13	-32.40	-50.67	-52.09	0.56	9.40	H
	2097.72	-52.79	-13	-39.79	-58.53	-60.50	0.74	10.60	H
	2796.96	-55.37	-13	-42.37	-64.18	-64.97	0.85	12.60	H
	1398.48	-43.82	-13	-30.82	-48.79	-50.51	0.56	9.40	V
	2097.72	-43.48	-13	-30.48	-51.58	-51.19	0.74	10.60	V
	2796.96	-56.55	-13	-43.55	-64.69	-66.15	0.85	12.60	V
Middle	1412.48	-40.13	-13	-27.13	-46.27	-46.82	0.56	9.40	H
	2118.72	-48.85	-13	-35.85	-55.88	-56.56	0.74	10.60	H
	2824.96	-53.61	-13	-40.61	-62.42	-63.21	0.85	12.60	H
	1412.48	-41.73	-13	-28.73	-46.96	-48.42	0.56	9.40	V
	2118.72	-44.61	-13	-31.61	-52.54	-52.32	0.74	10.60	V
	2824.96	-54.95	-13	-41.95	-63.09	-64.55	0.85	12.60	V
Highest	1426.48	-40.47	-13	-27.47	-46.55	-47.16	0.56	9.40	H
	2139.72	-41.94	-13	-28.94	-50.88	-49.65	0.74	10.60	H
	2852.96	-54.38	-13	-41.38	-63.19	-63.98	0.85	12.60	H
	1426.48	-40.82	-13	-27.82	-46.14	-47.51	0.56	9.40	V
	2139.72	-42.81	-13	-29.81	-51.01	-50.52	0.74	10.60	V
	2852.96	-56.20	-13	-43.20	-64.34	-65.80	0.85	12.60	V

Remark: Spurious emissions within 30-1000MHz were found more than 20dB below limit line.

LTE Band 12 / 5MHz / QPSK / RB Size 1 Offset 0									
Channel	Frequency (MHz)	ERP (dBm)	Limit (dBm)	Over Limit (dB)	SPA Reading (dBm)	S.G. Power (dBm)	TX Cable loss (dB)	TX Antenna Gain (dBi)	Polarization (H/V)
Lowest	1398.68	-44.59	-13	-31.59	-50.07	-51.28	0.56	9.40	H
	2098.02	-52.17	-13	-39.17	-57.91	-59.88	0.74	10.60	H
	2797.36	-56.17	-13	-43.17	-64.98	-65.77	0.85	12.60	H
	1398.68	-45.32	-13	-32.32	-50.04	-52.01	0.56	9.40	V
	2098.02	-45.58	-13	-32.58	-53.21	-53.29	0.74	10.60	V
	2797.36	-56.16	-13	-43.16	-64.30	-65.76	0.85	12.60	V
Middle	1410.68	-41.84	-13	-28.84	-47.63	-48.53	0.56	9.40	H
	2116.02	-47.17	-13	-34.17	-54.60	-54.88	0.74	10.60	H
	2821.36	-55.03	-13	-42.03	-63.84	-64.63	0.85	12.60	H
	1410.68	-42.12	-13	-29.12	-47.31	-48.81	0.56	9.40	V
	2116.02	-45.60	-13	-32.60	-53.22	-53.31	0.74	10.60	V
	2821.36	-55.89	-13	-42.89	-64.03	-65.49	0.85	12.60	V
Highest	1422.68	-41.54	-13	-28.54	-47.40	-48.23	0.56	9.40	H
	2134.02	-43.84	-13	-30.84	-52.16	-51.55	0.74	10.60	H
	2845.36	-54.74	-13	-41.74	-63.55	-64.34	0.85	12.60	H
	1422.68	-44.09	-13	-31.09	-49.03	-50.78	0.56	9.40	V
	2134.02	-41.45	-13	-28.45	-49.91	-49.16	0.74	10.60	V
	2845.36	-54.09	-13	-41.09	-62.23	-63.69	0.85	12.60	V

Remark: Spurious emissions within 30-1000MHz were found more than 20dB below limit line.

LTE Band 12 / 10MHz / QPSK / RB Size 1 Offset 0									
Channel	Frequency (MHz)	ERP (dBm)	Limit (dBm)	Over Limit (dB)	SPA Reading (dBm)	S.G. Power (dBm)	TX Cable loss (dB)	TX Antenna Gain (dBi)	Polarization (H/V)
Lowest	1401.18	-43.82	-13	-30.82	-49.42	-50.51	0.56	9.40	H
	2101.77	-50.24	-13	-37.24	-56.45	-57.95	0.74	10.60	H
	2802.36	-57.09	-13	-44.09	-65.90	-66.69	0.85	12.60	H
	1401.18	-45.62	-13	-32.62	-50.34	-52.31	0.56	9.40	V
	2101.77	-45.50	-13	-32.50	-53.16	-53.21	0.74	10.60	V
	2802.36	-55.02	-13	-42.02	-63.16	-64.62	0.85	12.60	V
Middle	1406.18	-40.36	-13	-27.36	-46.46	-47.05	0.56	9.40	H
	2109.27	-47.29	-13	-34.29	-54.68	-55.00	0.74	10.60	H
	2812.36	-55.35	-13	-42.35	-64.16	-64.95	0.85	12.60	H
	1406.18	-40.09	-13	-27.09	-45.57	-46.78	0.56	9.40	V
	2109.27	-40.38	-13	-27.38	-49.02	-48.09	0.74	10.60	V
	2812.36	-55.53	-13	-42.53	-63.67	-65.13	0.85	12.60	V
Highest	1413.18	-42.04	-13	-29.04	-47.79	-48.73	0.56	9.40	H
	2119.77	-50.08	-13	-37.08	-56.29	-57.79	0.74	10.60	H
	2826.36	-55.56	-13	-42.56	-64.37	-65.16	0.85	12.60	H
	1413.18	-42.67	-13	-29.67	-47.74	-49.36	0.56	9.40	V
	2119.77	-43.46	-13	-30.46	-51.56	-51.17	0.74	10.60	V
	2826.36	-55.06	-13	-42.06	-63.20	-64.66	0.85	12.60	V

Remark: Spurious emissions within 30-1000MHz were found more than 20dB below limit line.

LTE Band 17 / 5MHz / QPSK / RB Size 1 Offset 0									
Channel	Frequency (MHz)	ERP (dBm)	Limit (dBm)	Over Limit (dB)	SPA Reading (dBm)	S.G. Power (dBm)	TX Cable loss (dB)	TX Antenna Gain (dBi)	Polarization (H/V)
Lowest	1408.68	-37.71	-13	-24.71	-43.88	-44.40	0.56	9.40	H
	2113.02	-43.67	-13	-30.67	-52.04	-51.38	0.74	10.60	H
	2817.36	-51.22	-13	-38.22	-60.03	-60.82	0.85	12.60	H
	3521.7	-51.19	-13	-38.19	-62.71	-60.75	0.89	12.60	H
	1408.68	-37.00	-13	-24.00	-42.56	-43.69	0.56	9.40	V
	2113.02	-38.31	-13	-25.31	-47.30	-46.02	0.74	10.60	V
	2817.36	-52.59	-13	-39.59	-60.73	-62.19	0.85	12.60	V
	3521.7	-50.81	-13	-37.81	-61.93	-60.37	0.89	12.60	V
Middle	1415.68	-37.66	-13	-24.66	-43.84	-44.35	0.56	9.40	H
	2123.58	-43.55	-13	-30.55	-51.96	-51.26	0.74	10.60	H
	2831.36	-51.81	-13	-38.81	-60.62	-61.41	0.85	12.60	H
	3539.2	-52.73	-13	-39.73	-64.25	-62.29	0.89	12.60	H
	1415.68	-36.30	-13	-23.30	-42.01	-42.99	0.56	9.40	V
	2123.58	-40.08	-13	-27.08	-48.79	-47.79	0.74	10.60	V
	2831.36	-53.43	-13	-40.43	-61.57	-63.03	0.85	12.60	V
	3539.2	-53.26	-13	-40.26	-64.38	-62.82	0.89	12.60	V
Highest	1422.68	-41.39	-13	-28.39	-47.28	-48.08	0.56	9.40	H
	2134.02	-45.17	-13	-32.17	-53.38	-52.88	0.74	10.60	H
	2845.36	-53.26	-13	-40.26	-62.07	-62.86	0.85	12.60	H
	3556.7	-55.90	-13	-42.90	-67.42	-65.46	0.89	12.60	H
	1422.68	-37.69	-13	-24.69	-43.28	-44.38	0.56	9.40	V
	2134.02	-40.82	-13	-27.82	-49.37	-48.53	0.74	10.60	V
	2845.36	-55.04	-13	-42.04	-63.18	-64.64	0.85	12.60	V
	3556.7	-53.83	-13	-40.83	-64.95	-63.39	0.89	12.60	V

Remark: Spurious emissions within 30-1000MHz were found more than 20dB below limit line.

LTE Band 17 / 10MHz / QPSK / RB Size 1 Offset 0									
Channel	Frequency (MHz)	ERP (dBm)	Limit (dBm)	Over Limit (dB)	SPA Reading (dBm)	S.G. Power (dBm)	TX Cable loss (dB)	TX Antenna Gain (dBi)	Polarization (H/V)
Lowest	1409.18	-35.73	-13	-22.73	-42.10	-42.42	0.56	9.40	H
	2113.77	-45.70	-13	-32.70	-53.77	-53.41	0.74	10.60	H
	2818.36	-53.35	-13	-40.35	-62.16	-62.95	0.85	12.60	H
	3522.95	-54.83	-13	-41.83	-66.35	-64.39	0.89	12.60	H
	1409.18	-38.89	-13	-25.89	-44.40	-45.58	0.56	9.40	V
	2113.77	-41.19	-13	-28.19	-49.68	-48.90	0.74	10.60	V
	2818.36	-53.06	-13	-40.06	-61.20	-62.66	0.85	12.60	V
	3522.95	-54.31	-13	-41.31	-65.43	-63.87	0.89	12.60	V
Middle	1411.18	-36.25	-13	-23.25	-42.58	-42.94	0.56	9.40	H
	2116.77	-45.73	-13	-32.73	-53.79	-53.44	0.74	10.60	H
	2822.36	-51.23	-13	-38.23	-60.04	-60.83	0.85	12.60	H
	3527.95	-51.42	-13	-38.42	-62.94	-60.98	0.89	12.60	H
	1411.18	-41.11	-13	-28.11	-46.39	-47.80	0.56	9.40	V
	2116.77	-40.25	-13	-27.25	-48.92	-47.96	0.74	10.60	V
	2822.36	-49.76	-13	-36.76	-57.90	-59.36	0.85	12.60	V
	3527.95	-53.21	-13	-40.21	-64.33	-62.77	0.89	12.60	V
Highest	1413.18	-39.62	-13	-26.62	-45.80	-46.31	0.56	9.40	H
	2119.77	-39.46	-13	-26.46	-48.78	-47.17	0.74	10.60	H
	2826.36	-50.59	-13	-37.59	-59.40	-60.19	0.85	12.60	H
	3532.95	-52.78	-13	-39.78	-64.30	-62.34	0.89	12.60	H
	1413.18	-37.39	-13	-24.39	-42.97	-44.08	0.56	9.40	V
	2119.77	-40.07	-13	-27.07	-48.78	-47.78	0.74	10.60	V
	2826.36	-51.00	-13	-38.00	-59.14	-60.60	0.85	12.60	V
	3532.95	-52.52	-13	-39.52	-63.64	-62.08	0.89	12.60	V

Remark: Spurious emissions within 30-1000MHz were found more than 20dB below limit line.