Appendix B. Plots of SAR Measurement

The plots are shown as follows.

Test Laboratory: Sporton International Inc. SAR/HAC Testing Lab Date: 27.12.2012

01 GSM850_GSM_Right Cheek_Ch128

DUT: 2D1808

Communication System: Generic GSM; Frequency: 824.2 MHz;Duty Cycle: 1:8.3
Medium: HSL_835_121227 Medium parameters used: f = 824.2 MHz; σ = 0.888 mho/m; ε_r = 40.885; ρ = 1000 kg/m^3
Ambient Temperature：23.5 ℃; Liquid Temperature：21.4 ℃

DASY5 Configuration:
- Probe: EX3DV4 - SN3819; ConvF(9.56, 9.56, 9.56); Calibrated: 26.11.2012;
- Sensor-Surface: 2mm (Mechanical Surface Detection)
- Electronics: DAE4 Sn1303; Calibrated: 22.11.2012
- Phantom: SAM1; Type: QD000P40CD; Serial: TP:1670
- Measurement SW: DASY52, Version 52.8 (2); SEMCAD X Version 14.6.6 (6824)

Ch128/Area Scan (61x101x1): Interpolated grid: dx=15mm, dy=15mm
Maximum value of SAR (interpolated) = 0.476 W/kg

Ch128/Zoom Scan (5x5x7)/Cube 0: Measurement grid: dx=8mm, dy=8mm, dz=5mm
Reference Value = 23.820 V/m; Power Drift = 0.01 dB
Peak SAR (extrapolated) = 0.515 mW/g
SAR(1 g) = 0.420 mW/g; SAR(10 g) = 0.327 mW/g
Maximum value of SAR (measured) = 0.470 W/kg



0 dB = 0.470 W/kg

Test Laboratory: Sporton International Inc. SAR/HAC Testing Lab Date: 27.12.2012

02 GSM850_GSM_Right Tilted_Ch128

DUT: 2D1808

Communication System: Generic GSM; Frequency: 824.2 MHz;Duty Cycle: 1:8.3
Medium: HSL_835_121227 Medium parameters used: f = 824.2 MHz; σ = 0.888 mho/m; ε_r = 40.885; ρ = 1000 kg/m^3
Ambient Temperature：23.5 ℃; Liquid Temperature：21.4 ℃

DASY5 Configuration:
- Probe: EX3DV4 - SN3819; ConvF(9.56, 9.56, 9.56); Calibrated: 26.11.2012;
- Sensor-Surface: 2mm (Mechanical Surface Detection)
- Electronics: DAE4 Sn1303; Calibrated: 22.11.2012
- Phantom: SAM1; Type: QD000P40CD; Serial: TP:1670
- Measurement SW: DASY52, Version 52.8 (2); SEMCAD X Version 14.6.6 (6824)

Ch128/Area Scan (61x101x1): Interpolated grid: dx=15mm, dy=15mm
Maximum value of SAR (interpolated) = 0.302 W/kg

Ch128/Zoom Scan (5x5x7)/Cube 0: Measurement grid: dx=8mm, dy=8mm, dz=5mm
Reference Value = 18.783 V/m; Power Drift = 0.01 dB
Peak SAR (extrapolated) = 0.326 mW/g
SAR(1 g) = 0.262 mW/g; SAR(10 g) = 0.202 mW/g
Maximum value of SAR (measured) = 0.300 W/kg



0 dB = 0.300 W/kg

Test Laboratory: Sporton International Inc. SAR/HAC Testing Lab Date: 27.12.2012

03 GSM850_GSM_Left Cheek_Ch128

DUT: 2D1808

Communication System: Generic GSM; Frequency: 824.2 MHz;Duty Cycle: 1:8.3
Medium: HSL_835_121227 Medium parameters used: f = 824.2 MHz; σ = 0.888 mho/m; ε_r = 40.885; ρ = 1000 kg/m^3
Ambient Temperature：23.5 ℃; Liquid Temperature：21.4 ℃

DASY5 Configuration:
- Probe: EX3DV4 - SN3819; ConvF(9.56, 9.56, 9.56); Calibrated: 26.11.2012;
- Sensor-Surface: 2mm (Mechanical Surface Detection)
- Electronics: DAE4 Sn1303; Calibrated: 22.11.2012
- Phantom: SAM1; Type: QD000P40CD; Serial: TP:1670
- Measurement SW: DASY52, Version 52.8 (2); SEMCAD X Version 14.6.6 (6824)

Ch128/Area Scan (61x101x1): Interpolated grid: dx=15mm, dy=15mm
Maximum value of SAR (interpolated) = 0.497 W/kg

Ch128/Zoom Scan (5x5x7)/Cube 0: Measurement grid: dx=8mm, dy=8mm, dz=5mm
Reference Value = 24.494 V/m; Power Drift = -0.01 dB
Peak SAR (extrapolated) = 0.549 mW/g
SAR(1 g) = 0.439 mW/g; SAR(10 g) = 0.338 mW/g
Maximum value of SAR (measured) = 0.504 W/kg



0 dB = 0.504 W/kg

Test Laboratory: Sporton International Inc. SAR/HAC Testing Lab Date: 27.12.2012

03 GSM850_GSM_Left Cheek_Ch128_2D

DUT: 2D1808

Communication System: Generic GSM; Frequency: 824.2 MHz;Duty Cycle: 1:8.3
Medium: HSL_835_121227 Medium parameters used: f = 824.2 MHz; σ = 0.888 mho/m; ε_r = 40.885; ρ = 1000 kg/m^3
Ambient Temperature：23.5 ℃; Liquid Temperature：21.4 ℃

DASY5 Configuration:
- Probe: EX3DV4 - SN3819; ConvF(9.56, 9.56, 9.56); Calibrated: 26.11.2012;
- Sensor-Surface: 2mm (Mechanical Surface Detection)
- Electronics: DAE4 Sn1303; Calibrated: 22.11.2012
- Phantom: SAM1; Type: QD000P40CD; Serial: TP:1670
- Measurement SW: DASY52, Version 52.8 (2); SEMCAD X Version 14.6.6 (6824)

Ch128/Area Scan (61x101x1): Interpolated grid: dx=15mm, dy=15mm
Maximum value of SAR (interpolated) = 0.497 W/kg

Ch128/Zoom Scan (5x5x7)/Cube 0: Measurement grid: dx=8mm, dy=8mm, dz=5mm
Reference Value = 24.494 V/m; Power Drift = -0.01 dB
Peak SAR (extrapolated) = 0.549 mW/g
SAR(1 g) = 0.439 mW/g; SAR(10 g) = 0.338 mW/g
Maximum value of SAR (measured) = 0.504 W/kg

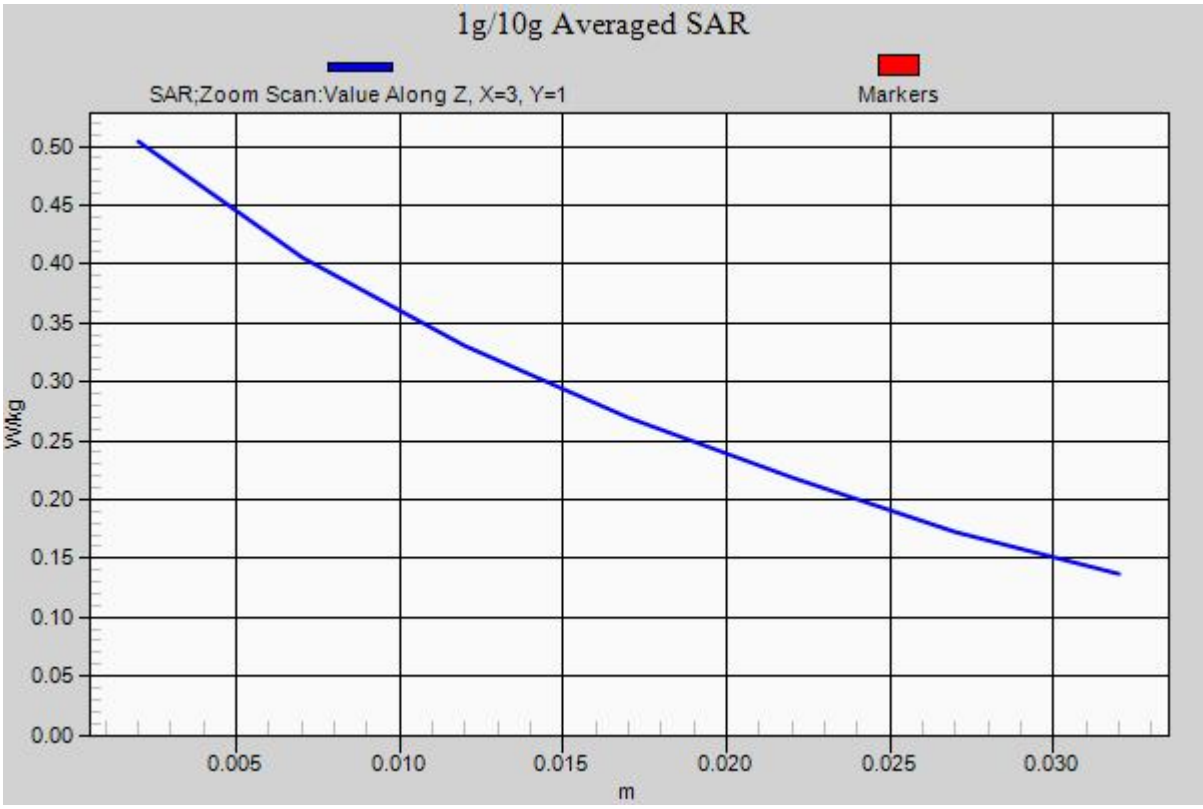

Test Laboratory: Sporton International Inc. SAR/HAC Testing Lab Date: 27.12.2012

04 GSM850_GSM_Left Tilted_Ch128

DUT: 2D1808

Communication System: Generic GSM; Frequency: 824.2 MHz;Duty Cycle: 1:8.3
Medium: HSL_835_121227 Medium parameters used: f = 824.2 MHz; σ = 0.888 mho/m; ε_r = 40.885; ρ = 1000 kg/m^3
Ambient Temperature：23.5 ℃; Liquid Temperature：21.4 ℃

DASY5 Configuration:
- Probe: EX3DV4 - SN3819; ConvF(9.56, 9.56, 9.56); Calibrated: 26.11.2012;
- Sensor-Surface: 2mm (Mechanical Surface Detection)
- Electronics: DAE4 Sn1303; Calibrated: 22.11.2012
- Phantom: SAM1; Type: QD000P40CD; Serial: TP:1670
- Measurement SW: DASY52, Version 52.8 (2); SEMCAD X Version 14.6.6 (6824)

Ch128/Area Scan (61x101x1): Interpolated grid: dx=15mm, dy=15mm
Maximum value of SAR (interpolated) = 0.315 W/kg

Ch128/Zoom Scan (5x5x7)/Cube 0: Measurement grid: dx=8mm, dy=8mm, dz=5mm
Reference Value = 19.378 V/m; Power Drift = 0.05 dB
Peak SAR (extrapolated) = 0.344 mW/g
SAR(1 g) = 0.277 mW/g; SAR(10 g) = 0.212 mW/g
Maximum value of SAR (measured) = 0.315 W/kg



0 dB = 0.315 W/kg

Test Laboratory: Sporton International Inc. SAR/HAC Testing Lab Date: 30.12.2012

62 GSM1900_GSM_Right Cheek_Ch661

DUT: 2D1808

Communication System: Generic GSM; Frequency: 1880 MHz;Duty Cycle: 1:8.3
Medium: HSL_1900_121230 Medium parameters used: f = 1880 MHz; σ = 1.412 mho/m; ε_r = 38.533; ρ = 1000 kg/m^3
Ambient Temperature：23.5 ℃; Liquid Temperature：21.2 ℃

DASY5 Configuration:
- Probe: EX3DV4 - SN3819; ConvF(7.84, 7.84, 7.84); Calibrated: 26.11.2012;
- Sensor-Surface: 2mm (Mechanical Surface Detection)
- Electronics: DAE4 Sn1303; Calibrated: 22.11.2012
- Phantom: SAM2; Type: QD000P40CD; Serial: TP:1671
- Measurement SW: DASY52, Version 52.8 (2); SEMCAD X Version 14.6.6 (6824)

Ch661/Area Scan (61x101x1): Interpolated grid: dx=15mm, dy=15mm
Maximum value of SAR (interpolated) = 0.192 W/kg

Ch661/Zoom Scan (5x5x7)/Cube 0: Measurement grid: dx=8mm, dy=8mm, dz=5mm
Reference Value = 10.518 V/m; Power Drift = 0.01 dB
Peak SAR (extrapolated) = 0.247 mW/g
SAR(1 g) = 0.154 mW/g; SAR(10 g) = 0.092 mW/g
Maximum value of SAR (measured) = 0.207 W/kg

Ch661/Zoom Scan (5x5x7)/Cube 1: Measurement grid: dx=8mm, dy=8mm, dz=5mm
Reference Value = 10.518 V/m; Power Drift = 0.01 dB
Peak SAR (extrapolated) = 0.230 mW/g
SAR(1 g) = 0.151 mW/g; SAR(10 g) = 0.090 mW/g
Maximum value of SAR (measured) = 0.193 W/kg



0 dB = 0.193 W/kg

Test Laboratory: Sporton International Inc. SAR/HAC Testing Lab Date: 30.12.2012

63 GSM1900_GSM_Right Tilted_Ch661

DUT: 2D1808

Communication System: Generic GSM; Frequency: 1880 MHz;Duty Cycle: 1:8.3
Medium: HSL_1900_121230 Medium parameters used: f = 1880 MHz; σ = 1.412 mho/m; ε_r = 38.533; ρ = 1000 kg/m^3
Ambient Temperature：23.5 ℃; Liquid Temperature：21.2 ℃

DASY5 Configuration:
- Probe: EX3DV4 - SN3819; ConvF(7.84, 7.84, 7.84); Calibrated: 26.11.2012;
- Sensor-Surface: 2mm (Mechanical Surface Detection)
- Electronics: DAE4 Sn1303; Calibrated: 22.11.2012
- Phantom: SAM2; Type: QD000P40CD; Serial: TP:1671
- Measurement SW: DASY52, Version 52.8 (2); SEMCAD X Version 14.6.6 (6824)

Ch661/Area Scan (61x101x1): Interpolated grid: dx=15mm, dy=15mm
Maximum value of SAR (interpolated) = 0.139 W/kg

Ch661/Zoom Scan (5x5x7)/Cube 0: Measurement grid: dx=8mm, dy=8mm, dz=5mm
Reference Value = 10.616 V/m; Power Drift = -0.08 dB
Peak SAR (extrapolated) = 0.148 mW/g
SAR(1 g) = 0.088 mW/g; SAR(10 g) = 0.050 mW/g
Maximum value of SAR (measured) = 0.116 W/kg

Ch661/Zoom Scan (5x5x7)/Cube 1: Measurement grid: dx=8mm, dy=8mm, dz=5mm
Reference Value = 10.616 V/m; Power Drift = -0.08 dB
Peak SAR (extrapolated) = 0.138 mW/g
SAR(1 g) = 0.062 mW/g; SAR(10 g) = 0.032 mW/g
Maximum value of SAR (measured) = 0.0917 W/kg



0 dB = 0.0917 W/kg

Test Laboratory: Sporton International Inc. SAR/HAC Testing Lab Date: 30.12.2012

64 GSM1900_GSM_Left Cheek_Ch661

DUT: 2D1808

Communication System: Generic GSM; Frequency: 1880 MHz;Duty Cycle: 1:8.3
Medium: HSL_1900_121230 Medium parameters used: f = 1880 MHz; σ = 1.412 mho/m; ε_r = 38.533; ρ = 1000 kg/m^3
Ambient Temperature：23.5 ℃; Liquid Temperature：21.2 ℃

DASY5 Configuration:
- Probe: EX3DV4 - SN3819; ConvF(7.84, 7.84, 7.84); Calibrated: 26.11.2012;
- Sensor-Surface: 2mm (Mechanical Surface Detection)
- Electronics: DAE4 Sn1303; Calibrated: 22.11.2012
- Phantom: SAM2; Type: QD000P40CD; Serial: TP:1671
- Measurement SW: DASY52, Version 52.8 (2); SEMCAD X Version 14.6.6 (6824)

Ch661/Area Scan (61x101x1): Interpolated grid: dx=15mm, dy=15mm
Maximum value of SAR (interpolated) = 0.376 W/kg

Ch661/Zoom Scan (5x5x7)/Cube 0: Measurement grid: dx=8mm, dy=8mm, dz=5mm
Reference Value = 15.319 V/m; Power Drift = -0.06 dB
Peak SAR (extrapolated) = 0.407 mW/g
SAR(1 g) = 0.259 mW/g; SAR(10 g) = 0.156 mW/g
Maximum value of SAR (measured) = 0.320 W/kg

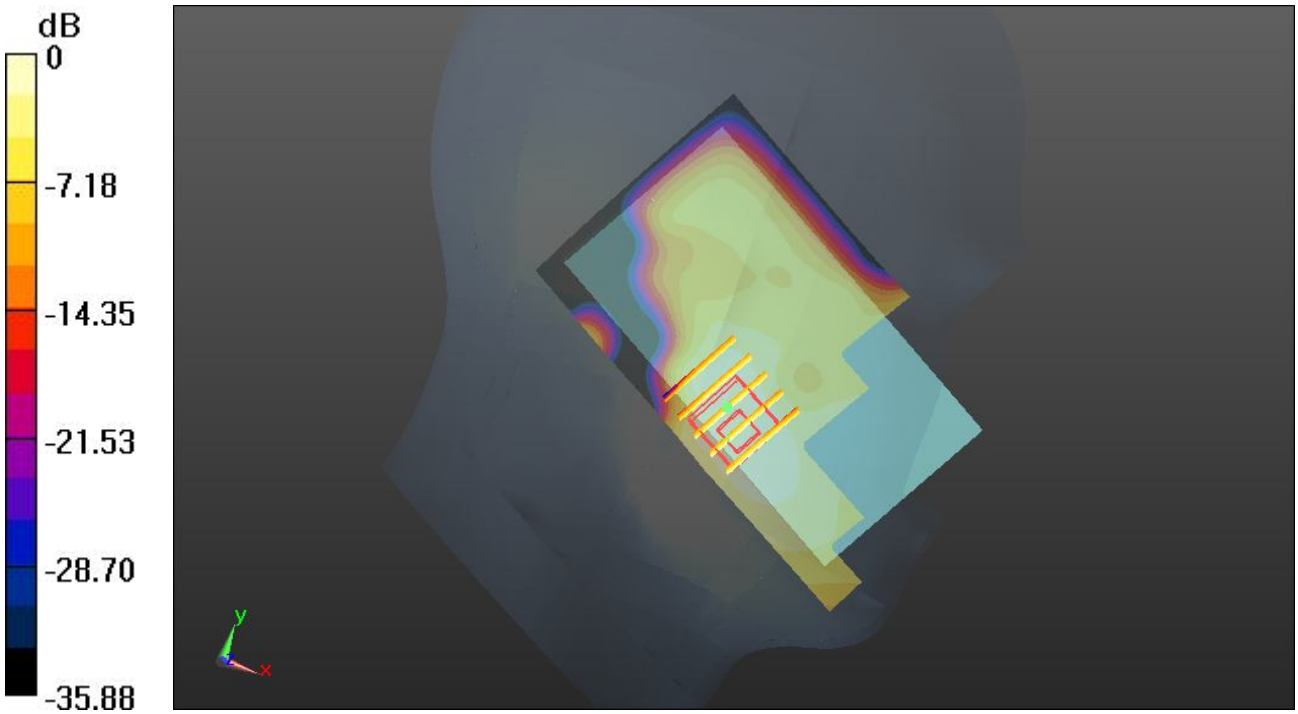

0 dB = 0.320 W/kg

Test Laboratory: Sporton International Inc. SAR/HAC Testing Lab Date: 30.12.2012

64 GSM1900_GSM_Left Cheek_Ch661_2D

DUT: 2D1808

Communication System: Generic GSM; Frequency: 1880 MHz;Duty Cycle: 1:8.3
Medium: HSL_1900_121230 Medium parameters used: f = 1880 MHz; σ = 1.412 mho/m; ε_r = 38.533; ρ = 1000 kg/m^3
Ambient Temperature：23.5 ℃; Liquid Temperature：21.2 ℃

DASY5 Configuration:
- Probe: EX3DV4 - SN3819; ConvF(7.84, 7.84, 7.84); Calibrated: 26.11.2012;
- Sensor-Surface: 2mm (Mechanical Surface Detection)
- Electronics: DAE4 Sn1303; Calibrated: 22.11.2012
- Phantom: SAM2; Type: QD000P40CD; Serial: TP:1671
- Measurement SW: DASY52, Version 52.8 (2); SEMCAD X Version 14.6.6 (6824)

Ch661/Area Scan (61x101x1): Interpolated grid: dx=15mm, dy=15mm
Maximum value of SAR (interpolated) = 0.376 W/kg

Ch661/Zoom Scan (5x5x7)/Cube 0: Measurement grid: dx=8mm, dy=8mm, dz=5mm
Reference Value = 15.319 V/m; Power Drift = -0.06 dB
Peak SAR (extrapolated) = 0.407 mW/g
SAR(1 g) = 0.259 mW/g; SAR(10 g) = 0.156 mW/g
Maximum value of SAR (measured) = 0.320 W/kg

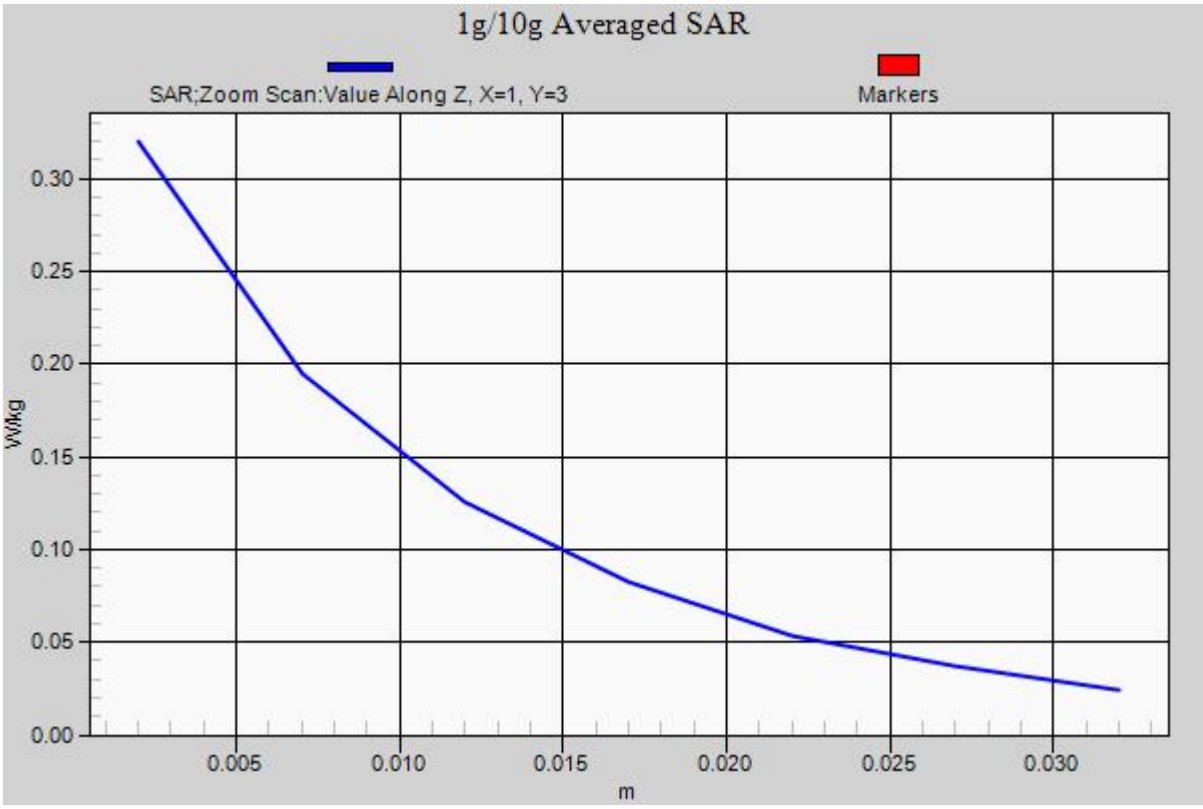

Test Laboratory: Sporton International Inc. SAR/HAC Testing Lab Date: 30.12.2012

65 GSM1900_GSM_Left Tilted_Ch661

DUT: 2D1808

Communication System: Generic GSM; Frequency: 1880 MHz;Duty Cycle: 1:8.3
Medium: HSL_1900_121230 Medium parameters used: f = 1880 MHz; σ = 1.412 mho/m; ε_r = 38.533; ρ = 1000 kg/m^3
Ambient Temperature：23.5 ℃; Liquid Temperature：21.2 ℃

DASY5 Configuration:
- Probe: EX3DV4 - SN3819; ConvF(7.84, 7.84, 7.84); Calibrated: 26.11.2012;
- Sensor-Surface: 2mm (Mechanical Surface Detection)
- Electronics: DAE4 Sn1303; Calibrated: 22.11.2012
- Phantom: SAM2; Type: QD000P40CD; Serial: TP:1671
- Measurement SW: DASY52, Version 52.8 (2); SEMCAD X Version 14.6.6 (6824)

Ch661/Area Scan (61x101x1): Interpolated grid: dx=15mm, dy=15mm
Maximum value of SAR (interpolated) = 0.148 W/kg

Ch661/Zoom Scan (5x5x7)/Cube 0: Measurement grid: dx=8mm, dy=8mm, dz=5mm
Reference Value = 8.610 V/m; Power Drift = 0.05 dB
Peak SAR (extrapolated) = 0.159 mW/g
SAR(1 g) = 0.094 mW/g; SAR(10 g) = 0.053 mW/g
Maximum value of SAR (measured) = 0.125 W/kg

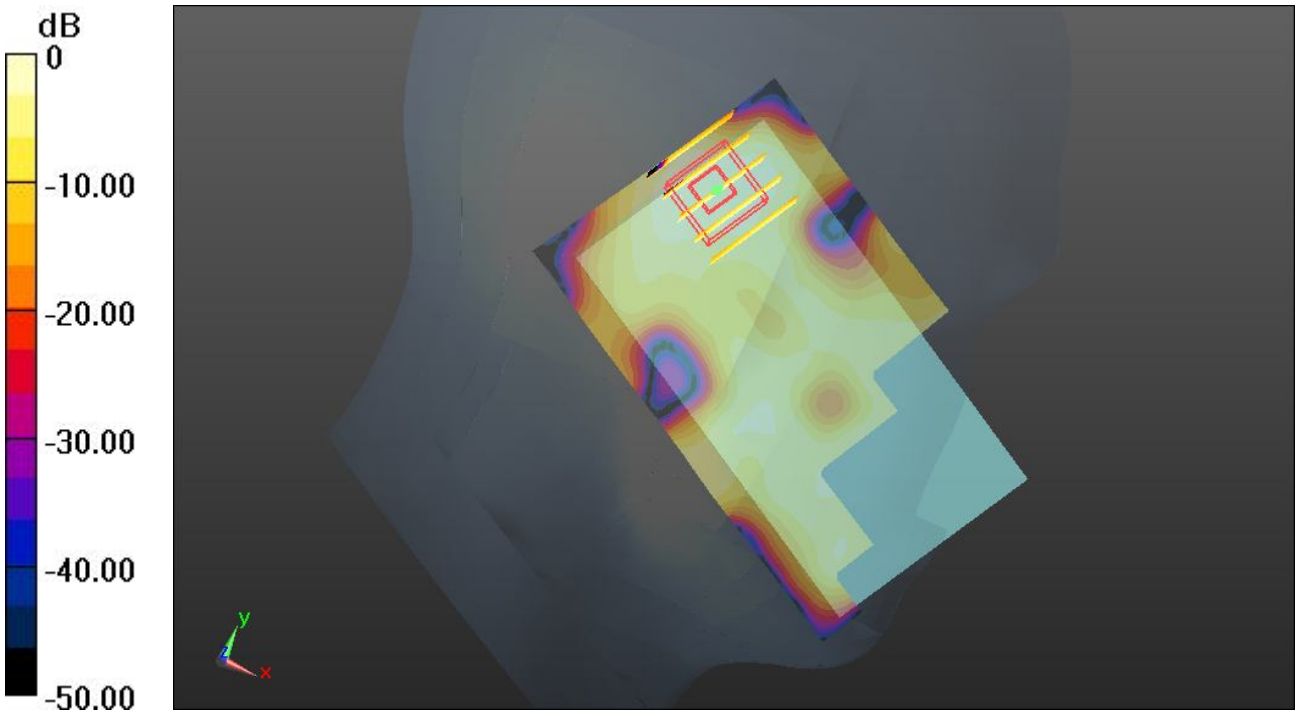

0 dB = 0.125 W/kg

Test Laboratory: Sporton International Inc. SAR/HAC Testing Lab Date: 27.12.2012

05 WCDMA Band V_RMC 12.2K_Right Cheek_Ch4233

DUT: 2D1808

Communication System: UMTS; Frequency: 846.6 MHz;Duty Cycle: 1:1
Medium: HSL_835_121227 Medium parameters used: f = 846.6 MHz; σ = 0.906 mho/m; ε_r = 40.672; ρ = 1000 kg/m^3
Ambient Temperature：23.5 ℃; Liquid Temperature：21.4 ℃

DASY5 Configuration:
- Probe: EX3DV4 - SN3819; ConvF(9.56, 9.56, 9.56); Calibrated: 26.11.2012;
- Sensor-Surface: 2mm (Mechanical Surface Detection)
- Electronics: DAE4 Sn1303; Calibrated: 22.11.2012
- Phantom: SAM1; Type: QD000P40CD; Serial: TP:1670
- Measurement SW: DASY52, Version 52.8 (2); SEMCAD X Version 14.6.6 (6824)

Ch4233/Area Scan (61x101x1): Interpolated grid: dx=15mm, dy=15mm
Maximum value of SAR (interpolated) = 0.614 W/kg

Ch4233/Zoom Scan (5x5x7)/Cube 0: Measurement grid: dx=8mm, dy=8mm, dz=5mm
Reference Value = 26.456 V/m; Power Drift = 0.11 dB
Peak SAR (extrapolated) = 0.658 mW/g
SAR(1 g) = 0.532 mW/g; SAR(10 g) = 0.413 mW/g
Maximum value of SAR (measured) = 0.600 W/kg

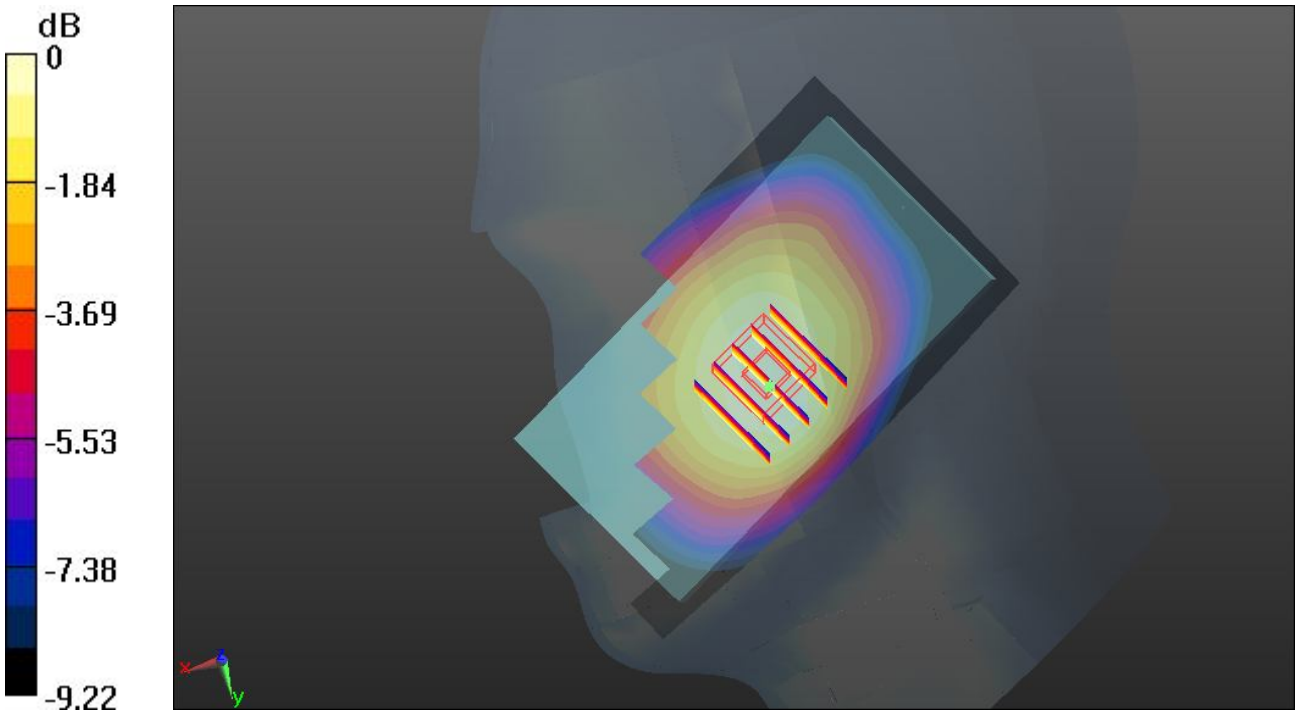

0 dB = 0.600 W/kg

Test Laboratory: Sporton International Inc. SAR/HAC Testing Lab Date: 27.12.2012

06 WCDMA Band V_RMC 12.2K_Right Tilted_Ch4233

DUT: 2D1808

Communication System: UMTS; Frequency: 846.6 MHz;Duty Cycle: 1:1
Medium: HSL_835_121227 Medium parameters used: f = 846.6 MHz; σ = 0.906 mho/m; ε_r = 40.672; ρ = 1000 kg/m^3
Ambient Temperature：23.5 ℃; Liquid Temperature：21.4 ℃

DASY5 Configuration:
- Probe: EX3DV4 - SN3819; ConvF(9.56, 9.56, 9.56); Calibrated: 26.11.2012;
- Sensor-Surface: 2mm (Mechanical Surface Detection)
- Electronics: DAE4 Sn1303; Calibrated: 22.11.2012
- Phantom: SAM1; Type: QD000P40CD; Serial: TP:1670
- Measurement SW: DASY52, Version 52.8 (2); SEMCAD X Version 14.6.6 (6824)

Ch4233/Area Scan (61x101x1): Interpolated grid: dx=15mm, dy=15mm
Maximum value of SAR (interpolated) = 0.414 W/kg

Ch4233/Zoom Scan (5x5x7)/Cube 0: Measurement grid: dx=8mm, dy=8mm, dz=5mm
Reference Value = 22.222 V/m; Power Drift = -0.13 dB
Peak SAR (extrapolated) = 0.448 mW/g
SAR(1 g) = 0.360 mW/g; SAR(10 g) = 0.276 mW/g
Maximum value of SAR (measured) = 0.411 W/kg



0 dB = 0.411 W/kg

Test Laboratory: Sporton International Inc. SAR/HAC Testing Lab Date: 27.12.2012

07 WCDMA Band V_RMC 12.2K_Left Cheek_Ch4233

DUT: 2D1808

Communication System: UMTS; Frequency: 846.6 MHz;Duty Cycle: 1:1
Medium: HSL_835_121227 Medium parameters used: f = 846.6 MHz; σ = 0.906 mho/m; ε_r = 40.672; ρ = 1000 kg/m^3
Ambient Temperature：23.5 ℃; Liquid Temperature：21.4 ℃

DASY5 Configuration:
- Probe: EX3DV4 - SN3819; ConvF(9.56, 9.56, 9.56); Calibrated: 26.11.2012;
- Sensor-Surface: 2mm (Mechanical Surface Detection)
- Electronics: DAE4 Sn1303; Calibrated: 22.11.2012
- Phantom: SAM1; Type: QD000P40CD; Serial: TP:1670
- Measurement SW: DASY52, Version 52.8 (2); SEMCAD X Version 14.6.6 (6824)

Ch4233/Area Scan (61x101x1): Interpolated grid: dx=15mm, dy=15mm
Maximum value of SAR (interpolated) = 0.600 W/kg

Ch4233/Zoom Scan (5x5x7)/Cube 0: Measurement grid: dx=8mm, dy=8mm, dz=5mm
Reference Value = 26.895 V/m; Power Drift = 0.01 dB
Peak SAR (extrapolated) = 0.667 mW/g
SAR(1 g) = 0.538 mW/g; SAR(10 g) = 0.417 mW/g
Maximum value of SAR (measured) = 0.606 W/kg



0 dB = 0.606 W/kg

Test Laboratory: Sporton International Inc. SAR/HAC Testing Lab Date: 27.12.2012

07 WCDMA Band V_RMC 12.2K_Left Cheek_Ch4233_2D

DUT: 2D1808

Communication System: UMTS; Frequency: 846.6 MHz;Duty Cycle: 1:1
Medium: HSL_835_121227 Medium parameters used: f = 846.6 MHz; σ = 0.906 mho/m; ε_r = 40.672; ρ = 1000 kg/m^3
Ambient Temperature：23.5 ℃; Liquid Temperature：21.4 ℃

DASY5 Configuration:
- Probe: EX3DV4 - SN3819; ConvF(9.56, 9.56, 9.56); Calibrated: 26.11.2012;
- Sensor-Surface: 2mm (Mechanical Surface Detection)
- Electronics: DAE4 Sn1303; Calibrated: 22.11.2012
- Phantom: SAM1; Type: QD000P40CD; Serial: TP:1670
- Measurement SW: DASY52, Version 52.8 (2); SEMCAD X Version 14.6.6 (6824)

Ch4233/Area Scan (61x101x1): Interpolated grid: dx=15mm, dy=15mm
Maximum value of SAR (interpolated) = 0.600 W/kg

Ch4233/Zoom Scan (5x5x7)/Cube 0: Measurement grid: dx=8mm, dy=8mm, dz=5mm
Reference Value = 26.895 V/m; Power Drift = 0.01 dB
Peak SAR (extrapolated) = 0.667 mW/g
SAR(1 g) = 0.538 mW/g; SAR(10 g) = 0.417 mW/g
Maximum value of SAR (measured) = 0.606 W/kg

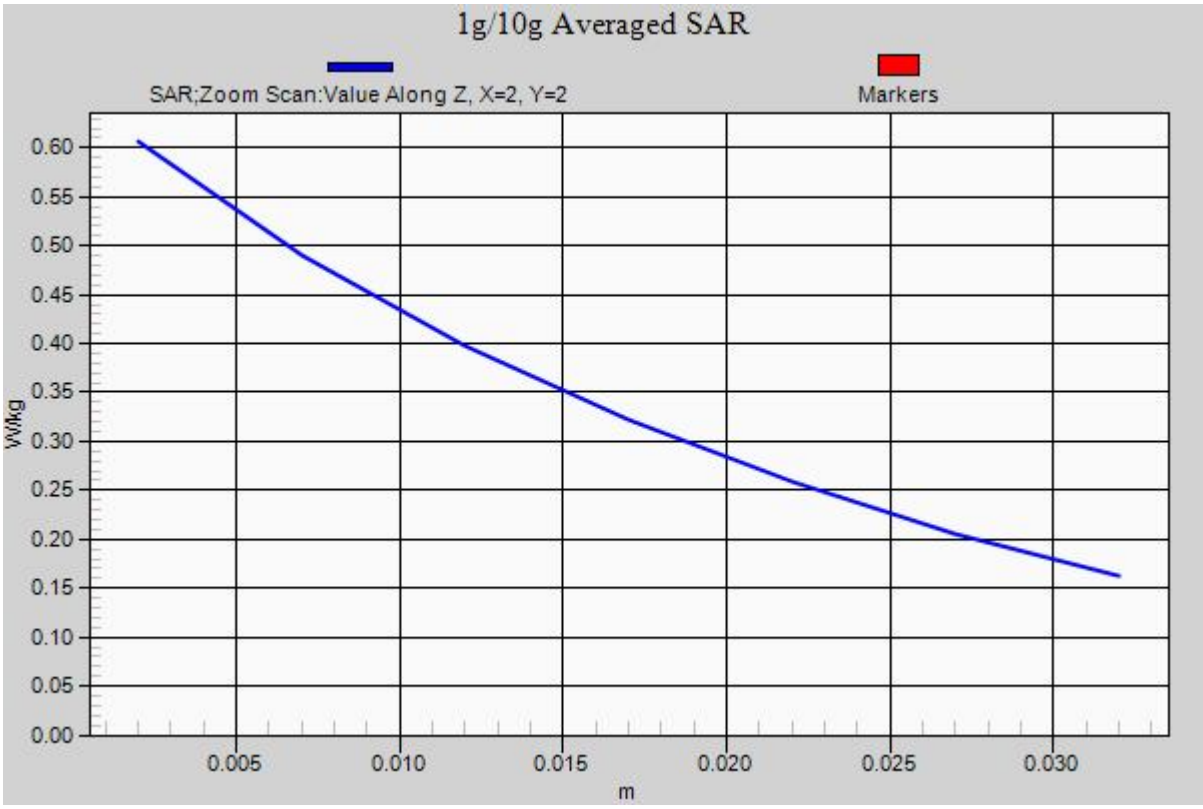

Test Laboratory: Sporton International Inc. SAR/HAC Testing Lab Date: 27.12.2012

08 WCDMA Band V_RMC 12.2K_Left Tilted_Ch4233

DUT: 2D1808

Communication System: UMTS; Frequency: 846.6 MHz;Duty Cycle: 1:1
Medium: HSL_835_121227 Medium parameters used: f = 846.6 MHz; σ = 0.906 mho/m; ε_r = 40.672; ρ = 1000 kg/m^3
Ambient Temperature：23.5 ℃; Liquid Temperature：21.4 ℃

DASY5 Configuration:
- Probe: EX3DV4 - SN3819; ConvF(9.56, 9.56, 9.56); Calibrated: 26.11.2012;
- Sensor-Surface: 2mm (Mechanical Surface Detection)
- Electronics: DAE4 Sn1303; Calibrated: 22.11.2012
- Phantom: SAM1; Type: QD000P40CD; Serial: TP:1670
- Measurement SW: DASY52, Version 52.8 (2); SEMCAD X Version 14.6.6 (6824)

Ch4233/Area Scan (61x101x1): Interpolated grid: dx=15mm, dy=15mm
Maximum value of SAR (interpolated) = 0.426 W/kg

Ch4233/Zoom Scan (5x5x7)/Cube 0: Measurement grid: dx=8mm, dy=8mm, dz=5mm
Reference Value = 22.318 V/m; Power Drift = 0.05 dB
Peak SAR (extrapolated) = 0.466 mW/g
SAR(1 g) = 0.373 mW/g; SAR(10 g) = 0.285 mW/g
Maximum value of SAR (measured) = 0.425 W/kg



0 dB = 0.425 W/kg

Test Laboratory: Sporton International Inc. SAR/HAC Testing Lab Date: 30.12.2012

66 WCDMA Band II_RMC 12.2K_Right Cheek_Ch9400

DUT: 2D1808

Communication System: UMTS; Frequency: 1880 MHz;Duty Cycle: 1:1
Medium: HSL_1900_121230 Medium parameters used: f = 1880 MHz; σ = 1.412 mho/m; ε_r = 38.533; ρ = 1000 kg/m^3
Ambient Temperature：23.5 ℃; Liquid Temperature：21.2 ℃

DASY5 Configuration:
- Probe: EX3DV4 - SN3819; ConvF(7.84, 7.84, 7.84); Calibrated: 26.11.2012;
- Sensor-Surface: 2mm (Mechanical Surface Detection)
- Electronics: DAE4 Sn1303; Calibrated: 22.11.2012
- Phantom: SAM2; Type: QD000P40CD; Serial: TP:1671
- Measurement SW: DASY52, Version 52.8 (2); SEMCAD X Version 14.6.6 (6824)

Ch9400/Area Scan (61x101x1): Interpolated grid: dx=15mm, dy=15mm
Maximum value of SAR (interpolated) = 0.400 W/kg

Ch9400/Zoom Scan (5x5x7)/Cube 0: Measurement grid: dx=8mm, dy=8mm, dz=5mm
Reference Value = 16.463 V/m; Power Drift = 0.04 dB
Peak SAR (extrapolated) = 0.438 mW/g
SAR(1 g) = 0.297 mW/g; SAR(10 g) = 0.191 mW/g
Maximum value of SAR (measured) = 0.372 W/kg

Ch9400/Zoom Scan (5x5x7)/Cube 1: Measurement grid: dx=8mm, dy=8mm, dz=5mm
Reference Value = 16.463 V/m; Power Drift = 0.04 dB
Peak SAR (extrapolated) = 0.444 mW/g
SAR(1 g) = 0.293 mW/g; SAR(10 g) = 0.184 mW/g
Maximum value of SAR (measured) = 0.375 W/kg

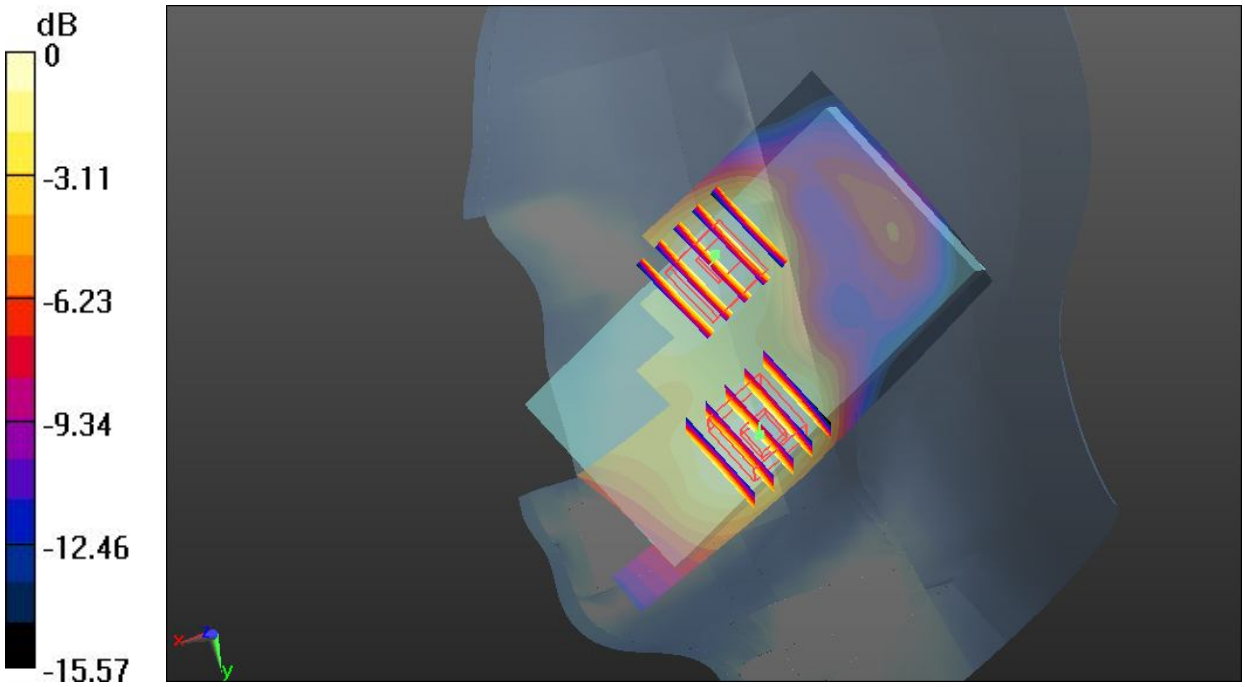

0 dB = 0.375 W/kg

Test Laboratory: Sporton International Inc. SAR/HAC Testing Lab Date: 30.12.2012

67 WCDMA Band II_RMC 12.2K_Right Tilted_Ch9400

DUT: 2D1808

Communication System: UMTS; Frequency: 1880 MHz;Duty Cycle: 1:1
Medium: HSL_1900_121230 Medium parameters used: f = 1880 MHz; σ = 1.412 mho/m; ε_r = 38.533; ρ = 1000 kg/m^3
Ambient Temperature：23.5 ℃; Liquid Temperature：21.2 ℃

DASY5 Configuration:
- Probe: EX3DV4 - SN3819; ConvF(7.84, 7.84, 7.84); Calibrated: 26.11.2012;
- Sensor-Surface: 2mm (Mechanical Surface Detection)
- Electronics: DAE4 Sn1303; Calibrated: 22.11.2012
- Phantom: SAM2; Type: QD000P40CD; Serial: TP:1671
- Measurement SW: DASY52, Version 52.8 (2); SEMCAD X Version 14.6.6 (6824)

Ch9400/Area Scan (61x101x1): Interpolated grid: dx=15mm, dy=15mm
Maximum value of SAR (interpolated) = 0.218 W/kg

Ch9400/Zoom Scan (5x5x7)/Cube 0: Measurement grid: dx=8mm, dy=8mm, dz=5mm
Reference Value = 12.783 V/m; Power Drift = 0.12 dB
Peak SAR (extrapolated) = 0.278 mW/g
SAR(1 g) = 0.167 mW/g; SAR(10 g) = 0.094 mW/g
Maximum value of SAR (measured) = 0.216 W/kg

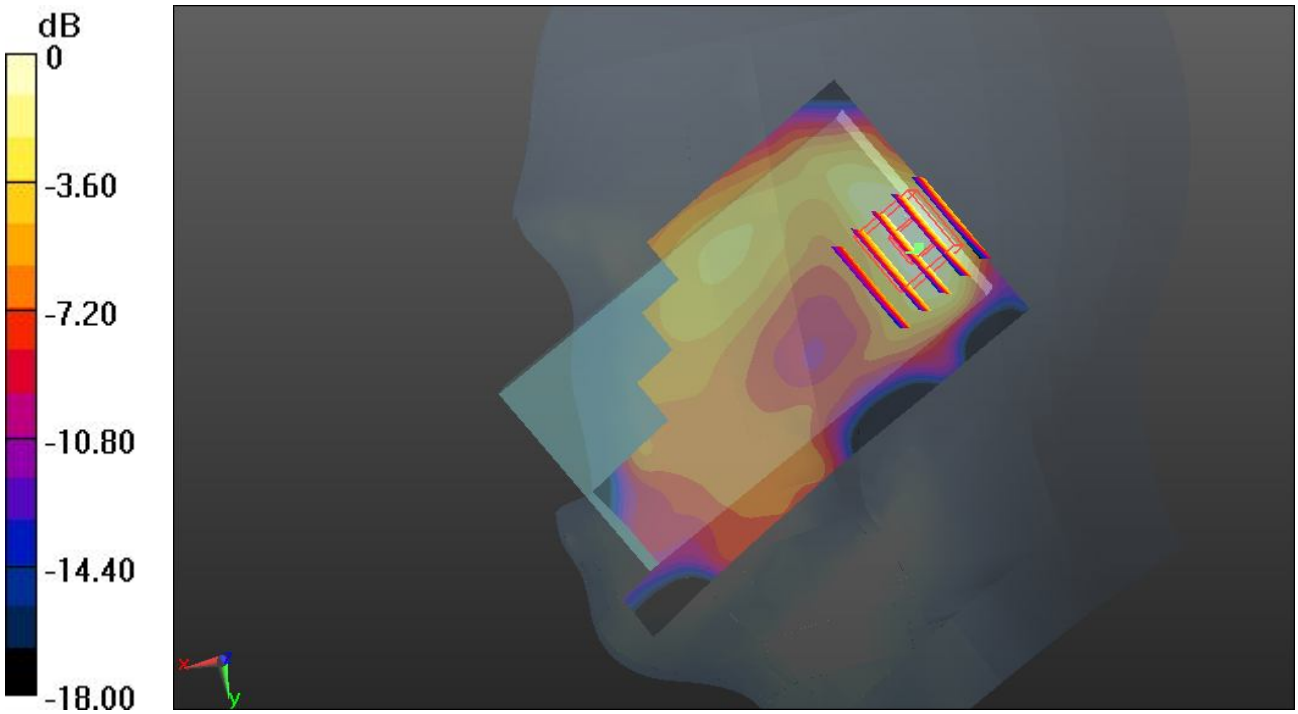

0 dB = 0.216 W/kg

Test Laboratory: Sporton International Inc. SAR/HAC Testing Lab Date: 30.12.2012

68 WCDMA Band II_RMC 12.2K_Left Cheek_Ch9400

DUT: 2D1808

Communication System: UMTS; Frequency: 1880 MHz;Duty Cycle: 1:1
Medium: HSL_1900_121230 Medium parameters used: f = 1880 MHz; σ = 1.412 mho/m; ε_r = 38.533; ρ = 1000 kg/m^3
Ambient Temperature：23.5 ℃; Liquid Temperature：21.2 ℃

DASY5 Configuration:
- Probe: EX3DV4 - SN3819; ConvF(7.84, 7.84, 7.84); Calibrated: 26.11.2012;
- Sensor-Surface: 2mm (Mechanical Surface Detection)
- Electronics: DAE4 Sn1303; Calibrated: 22.11.2012
- Phantom: SAM2; Type: QD000P40CD; Serial: TP:1671
- Measurement SW: DASY52, Version 52.8 (2); SEMCAD X Version 14.6.6 (6824)

Ch9400/Area Scan (61x101x1): Interpolated grid: dx=15mm, dy=15mm
Maximum value of SAR (interpolated) = 0.646 W/kg

Ch9400/Zoom Scan (5x5x7)/Cube 0: Measurement grid: dx=8mm, dy=8mm, dz=5mm
Reference Value = 21.791 V/m; Power Drift = -0.01 dB
Peak SAR (extrapolated) = 0.753 mW/g
SAR(1 g) = 0.485 mW/g; SAR(10 g) = 0.298 mW/g
Maximum value of SAR (measured) = 0.610 W/kg



0 dB = 0.610 W/kg

Test Laboratory: Sporton International Inc. SAR/HAC Testing Lab Date: 30.12.2012

68 WCDMA Band II_RMC 12.2K_Left Cheek_Ch9400_2D

DUT: 2D1808

Communication System: UMTS; Frequency: 1880 MHz;Duty Cycle: 1:1
Medium: HSL_1900_121230 Medium parameters used: f = 1880 MHz; σ = 1.412 mho/m; ε_r = 38.533; ρ = 1000 kg/m^3
Ambient Temperature：23.5 ℃; Liquid Temperature：21.2 ℃

DASY5 Configuration:
- Probe: EX3DV4 - SN3819; ConvF(7.84, 7.84, 7.84); Calibrated: 26.11.2012;
- Sensor-Surface: 2mm (Mechanical Surface Detection)
- Electronics: DAE4 Sn1303; Calibrated: 22.11.2012
- Phantom: SAM2; Type: QD000P40CD; Serial: TP:1671
- Measurement SW: DASY52, Version 52.8 (2); SEMCAD X Version 14.6.6 (6824)

Ch9400/Area Scan (61x101x1): Interpolated grid: dx=15mm, dy=15mm
Maximum value of SAR (interpolated) = 0.646 W/kg

Ch9400/Zoom Scan (5x5x7)/Cube 0: Measurement grid: dx=8mm, dy=8mm, dz=5mm
Reference Value = 21.791 V/m; Power Drift = -0.01 dB
Peak SAR (extrapolated) = 0.753 mW/g
SAR(1 g) = 0.485 mW/g; SAR(10 g) = 0.298 mW/g
Maximum value of SAR (measured) = 0.610 W/kg

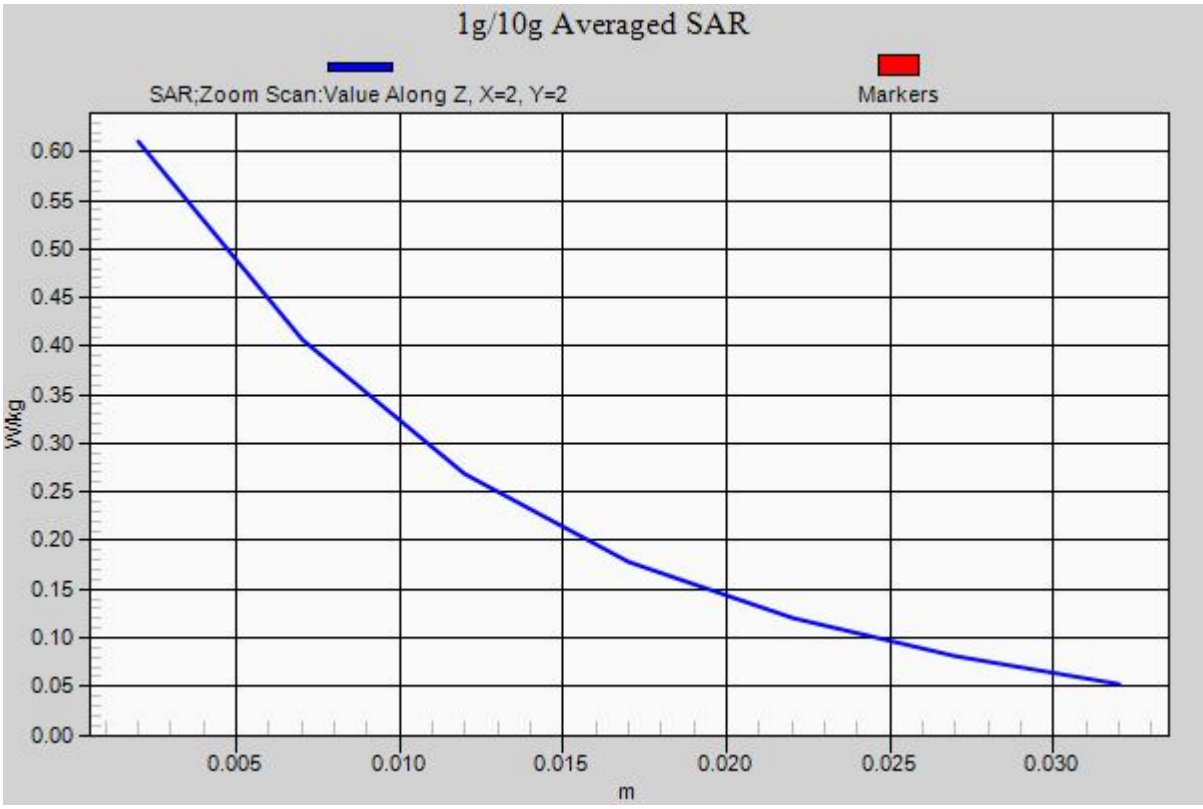

Test Laboratory: Sporton International Inc. SAR/HAC Testing Lab Date: 30.12.2012

69 WCDMA Band II_RMC 12.2K_Left Tilted_Ch9400

DUT: 2D1808

Communication System: UMTS; Frequency: 1880 MHz;Duty Cycle: 1:1
Medium: HSL_1900_121230 Medium parameters used: f = 1880 MHz; σ = 1.412 mho/m; ε_r = 38.533; ρ = 1000 kg/m^3
Ambient Temperature：23.5 ℃; Liquid Temperature：21.2 ℃

DASY5 Configuration:
- Probe: EX3DV4 - SN3819; ConvF(7.84, 7.84, 7.84); Calibrated: 26.11.2012;
- Sensor-Surface: 2mm (Mechanical Surface Detection)
- Electronics: DAE4 Sn1303; Calibrated: 22.11.2012
- Phantom: SAM2; Type: QD000P40CD; Serial: TP:1671
- Measurement SW: DASY52, Version 52.8 (2); SEMCAD X Version 14.6.6 (6824)

Ch9400/Area Scan (61x101x1): Interpolated grid: dx=15mm, dy=15mm
Maximum value of SAR (interpolated) = 0.257 W/kg

Ch9400/Zoom Scan (5x5x7)/Cube 0: Measurement grid: dx=8mm, dy=8mm, dz=5mm
Reference Value = 13.238 V/m; Power Drift = -0.04 dB
Peak SAR (extrapolated) = 0.306 mW/g
SAR(1 g) = 0.183 mW/g; SAR(10 g) = 0.104 mW/g
Maximum value of SAR (measured) = 0.242 W/kg

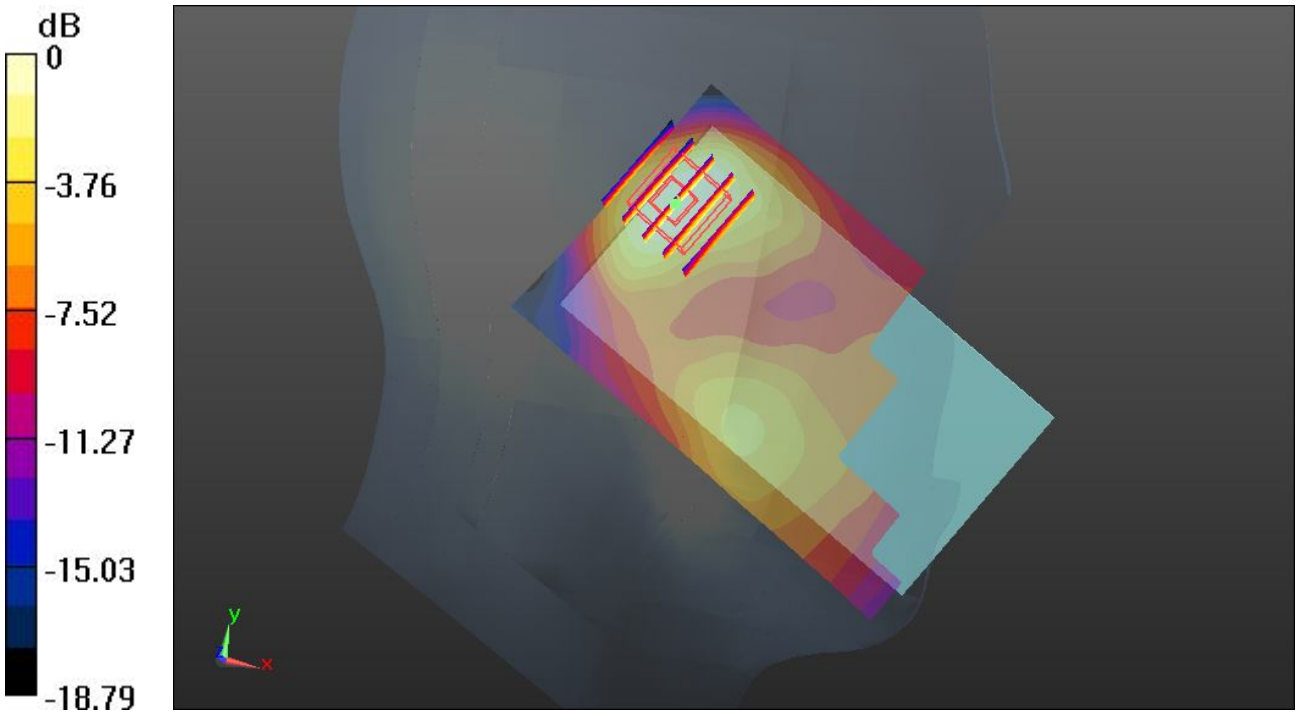

0 dB = 0.242 W/kg

Test Laboratory: Sporton International Inc. SAR/HAC Testing Lab Date: 31.12.2012

70 WLAN2.4G_802.11b_Right Cheek_Ch11

DUT: 2D1808

Communication System: WIFI; Frequency: 2462 MHz;Duty Cycle: 1:1
Medium: HSL_2450_121231 Medium parameters used: f = 2462 MHz; σ = 1.87 mho/m; ε_r = 37.627; ρ = 1000 kg/m^3
Ambient Temperature：23.5 ℃; Liquid Temperature：21.5 ℃

DASY5 Configuration:
- Probe: EX3DV4 - SN3819; ConvF(6.99, 6.99, 6.99); Calibrated: 26.11.2012;
- Sensor-Surface: 2mm (Mechanical Surface Detection)
- Electronics: DAE4 Sn1303; Calibrated: 22.11.2012
- Phantom: SAM1; Type: QD000P40CD; Serial: TP:1670
- Measurement SW: DASY52, Version 52.8 (2); SEMCAD X Version 14.6.6 (6824)

Ch11/Area Scan (71x131x1): Interpolated grid: dx=12mm, dy=12mm
Maximum value of SAR (interpolated) = 0.770 W/kg

Ch11/Zoom Scan (7x7x7)/Cube 0: Measurement grid: dx=5mm, dy=5mm, dz=5mm
Reference Value = 19.236 V/m; Power Drift = 0.14 dB
Peak SAR (extrapolated) = 1.147 mW/g
SAR(1 g) = 0.430 mW/g; SAR(10 g) = 0.196 mW/g
Maximum value of SAR (measured) = 0.705 W/kg



0 dB = 0.705 W/kg

Test Laboratory: Sporton International Inc. SAR/HAC Testing Lab Date: 31.12.2012

70 WLAN2.4G_802.11b_Right Cheek_Ch11_2D

DUT: 2D1808

Communication System: WIFI; Frequency: 2462 MHz;Duty Cycle: 1:1
Medium: HSL_2450_121231 Medium parameters used: f = 2462 MHz; σ = 1.87 mho/m; ε_r = 37.627; ρ = 1000 kg/m^3
Ambient Temperature：23.5 ℃; Liquid Temperature：21.5 ℃

DASY5 Configuration:
- Probe: EX3DV4 - SN3819; ConvF(6.99, 6.99, 6.99); Calibrated: 26.11.2012;
- Sensor-Surface: 2mm (Mechanical Surface Detection)
- Electronics: DAE4 Sn1303; Calibrated: 22.11.2012
- Phantom: SAM1; Type: QD000P40CD; Serial: TP:1670
- Measurement SW: DASY52, Version 52.8 (2); SEMCAD X Version 14.6.6 (6824)

Ch11/Area Scan (71x131x1): Interpolated grid: dx=12mm, dy=12mm
Maximum value of SAR (interpolated) = 0.770 W/kg

Ch11/Zoom Scan (7x7x7)/Cube 0: Measurement grid: dx=5mm, dy=5mm, dz=5mm
Reference Value = 19.236 V/m; Power Drift = 0.14 dB
Peak SAR (extrapolated) = 1.147 mW/g
SAR(1 g) = 0.430 mW/g; SAR(10 g) = 0.196 mW/g
Maximum value of SAR (measured) = 0.705 W/kg

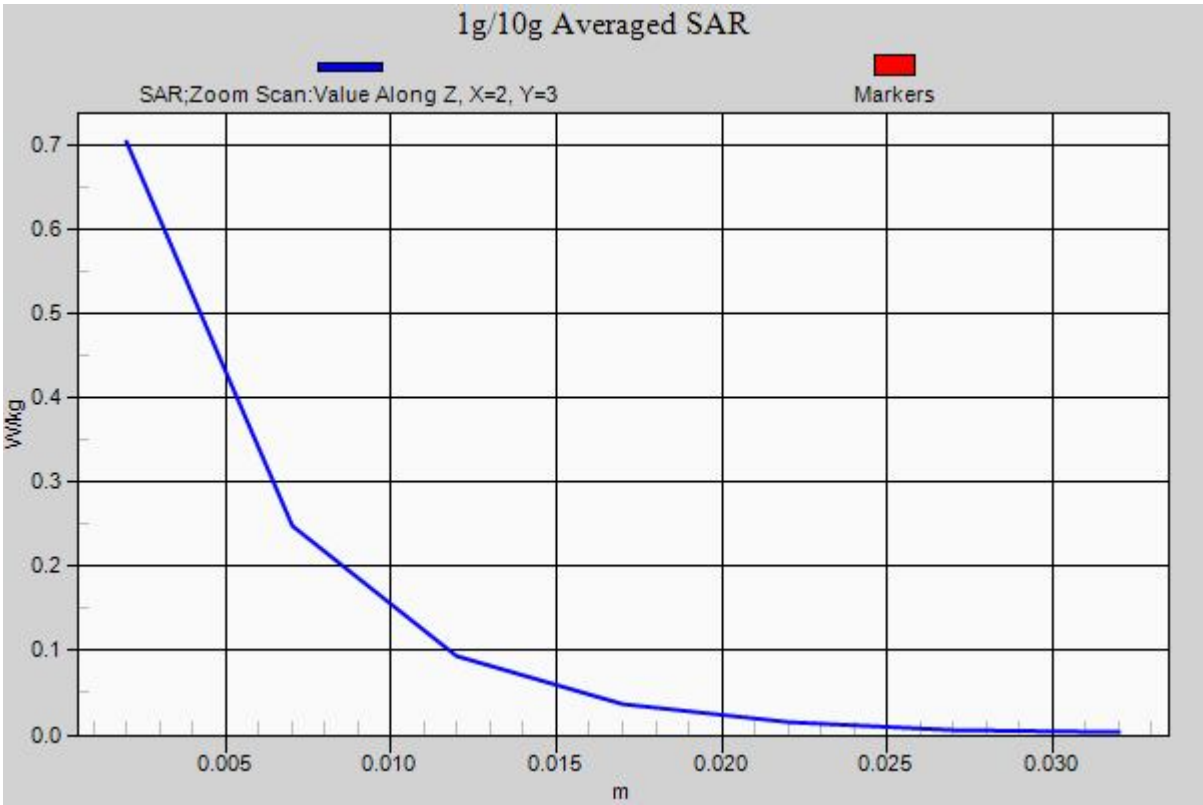

71 WLAN2.4G_802.11b_Right Tilted_Ch11

DUT: 2D1808

Communication System: WIFI; Frequency: 2462 MHz;Duty Cycle: 1:1
Medium: HSL_2450_121231 Medium parameters used: f = 2462 MHz; σ = 1.87 mho/m; ε_r = 37.627; ρ = 1000 kg/m^3
Ambient Temperature：23.5 ℃; Liquid Temperature：21.5 ℃

DASY5 Configuration:
- Probe: EX3DV4 - SN3819; ConvF(6.99, 6.99, 6.99); Calibrated: 26.11.2012;
- Sensor-Surface: 2mm (Mechanical Surface Detection)
- Electronics: DAE4 Sn1303; Calibrated: 22.11.2012
- Phantom: SAM1; Type: QD000P40CD; Serial: TP:1670
- Measurement SW: DASY52, Version 52.8 (2); SEMCAD X Version 14.6.6 (6824)

Ch11/Area Scan (81x131x1): Interpolated grid: dx=12mm, dy=12mm
Maximum value of SAR (interpolated) = 0.561 W/kg

Ch11/Zoom Scan (7x7x7)/Cube 0: Measurement grid: dx=5mm, dy=5mm, dz=5mm
Reference Value = 16.956 V/m; Power Drift = -0.06 dB
Peak SAR (extrapolated) = 0.862 mW/g
SAR(1 g) = 0.328 mW/g; SAR(10 g) = 0.141 mW/g
Maximum value of SAR (measured) = 0.545 W/kg

Ch11/Zoom Scan (7x7x7)/Cube 1: Measurement grid: dx=5mm, dy=5mm, dz=5mm
Reference Value = 16.956 V/m; Power Drift = -0.06 dB
Peak SAR (extrapolated) = 0.570 mW/g
SAR(1 g) = 0.260 mW/g; SAR(10 g) = 0.131 mW/g
Maximum value of SAR (measured) = 0.435 W/kg



0 dB = 0.435 W/kg

Test Laboratory: Sporton International Inc. SAR/HAC Testing Lab Date: 31.12.2012

72 WLAN2.4G_802.11b_Left Cheek_Ch11

DUT: 2D1808

Communication System: WIFI; Frequency: 2462 MHz;Duty Cycle: 1:1
Medium: HSL_2450_121231 Medium parameters used: f = 2462 MHz; σ = 1.87 mho/m; ε_r = 37.627; ρ = 1000 kg/m^3
Ambient Temperature：23.5 ℃; Liquid Temperature：21.5 ℃

DASY5 Configuration:
- Probe: EX3DV4 - SN3819; ConvF(6.99, 6.99, 6.99); Calibrated: 26.11.2012;
- Sensor-Surface: 2mm (Mechanical Surface Detection)
- Electronics: DAE4 Sn1303; Calibrated: 22.11.2012
- Phantom: SAM1; Type: QD000P40CD; Serial: TP:1670
- Measurement SW: DASY52, Version 52.8 (2); SEMCAD X Version 14.6.6 (6824)

Ch11/Area Scan (71x131x1): Interpolated grid: dx=12mm, dy=12mm
Maximum value of SAR (interpolated) = 0.362 W/kg

Ch11/Zoom Scan (7x7x7)/Cube 1: Measurement grid: dx=5mm, dy=5mm, dz=5mm
Reference Value = 13.748 V/m; Power Drift = -0.07 dB
Peak SAR (extrapolated) = 0.499 mW/g
SAR(1 g) = 0.267 mW/g; SAR(10 g) = 0.139 mW/g
Maximum value of SAR (measured) = 0.381 W/kg

Ch11/Zoom Scan (7x7x7)/Cube 0: Measurement grid: dx=5mm, dy=5mm, dz=5mm
Reference Value = 13.748 V/m; Power Drift = -0.07 dB
Peak SAR (extrapolated) = 0.496 mW/g
SAR(1 g) = 0.252 mW/g; SAR(10 g) = 0.123 mW/g
Maximum value of SAR (measured) = 0.374 W/kg



0 dB = 0.374 W/kg

73 WLAN2.4G_802.11b_Left Tilted_Ch11

DUT: 2D1808

Communication System: WIFI; Frequency: 2462 MHz;Duty Cycle: 1:1
Medium: HSL_2450_121231 Medium parameters used: f = 2462 MHz; σ = 1.87 mho/m; ε_r = 37.627; ρ = 1000 kg/m^3
Ambient Temperature：23.5 ℃; Liquid Temperature：21.5 ℃

DASY5 Configuration:
- Probe: EX3DV4 - SN3819; ConvF(6.99, 6.99, 6.99); Calibrated: 26.11.2012;
- Sensor-Surface: 2mm (Mechanical Surface Detection)
- Electronics: DAE4 Sn1303; Calibrated: 22.11.2012
- Phantom: SAM1; Type: QD000P40CD; Serial: TP:1670
- Measurement SW: DASY52, Version 52.8 (2); SEMCAD X Version 14.6.6 (6824)

Ch11/Area Scan (71x131x1): Interpolated grid: dx=12mm, dy=12mm
Maximum value of SAR (interpolated) = 0.511 W/kg

Ch11/Zoom Scan (7x7x7)/Cube 0: Measurement grid: dx=5mm, dy=5mm, dz=5mm
Reference Value = 16.879 V/m; Power Drift = 0.03 dB
Peak SAR (extrapolated) = 0.691 mW/g
SAR(1 g) = 0.349 mW/g; SAR(10 g) = 0.166 mW/g
Maximum value of SAR (measured) = 0.522 W/kg



0 dB = 0.522 W/kg

37 GSM850_GPRS(4 Tx slots)_Front_1cm_Ch128

DUT: 2D1808

Communication System: GPRS/EDGE12; Frequency: 824.2 MHz;Duty Cycle: 1:2
Medium: MSL_835_121229 Medium parameters used: f = 824.2 MHz; σ = 0.961 mho/m; ε_r = 56.093; ρ = 1000 kg/m^3
Ambient Temperature：23.4 ℃; Liquid Temperature：21.7 ℃

DASY5 Configuration:
- Probe: EX3DV4 - SN3819; ConvF(9.5, 9.5, 9.5); Calibrated: 26.11.2012;
- Sensor-Surface: 2mm (Mechanical Surface Detection)
- Electronics: DAE4 Sn1303; Calibrated: 22.11.2012
- Phantom: SAM1; Type: QD000P40CD; Serial: TP:1670
- Measurement SW: DASY52, Version 52.8 (2); SEMCAD X Version 14.6.6 (6824)

Ch128/Area Scan (61x101x1): Interpolated grid: dx=15mm, dy=15mm
Maximum value of SAR (interpolated) = 1.34 W/kg

Ch128/Zoom Scan (5x5x7)/Cube 0: Measurement grid: dx=8mm, dy=8mm, dz=5mm
Reference Value = 38.662 V/m; Power Drift = -0.01 dB
Peak SAR (extrapolated) = 1.482 mW/g
SAR(1 g) = 1.21 mW/g; SAR(10 g) = 0.944 mW/g
Maximum value of SAR (measured) = 1.37 W/kg

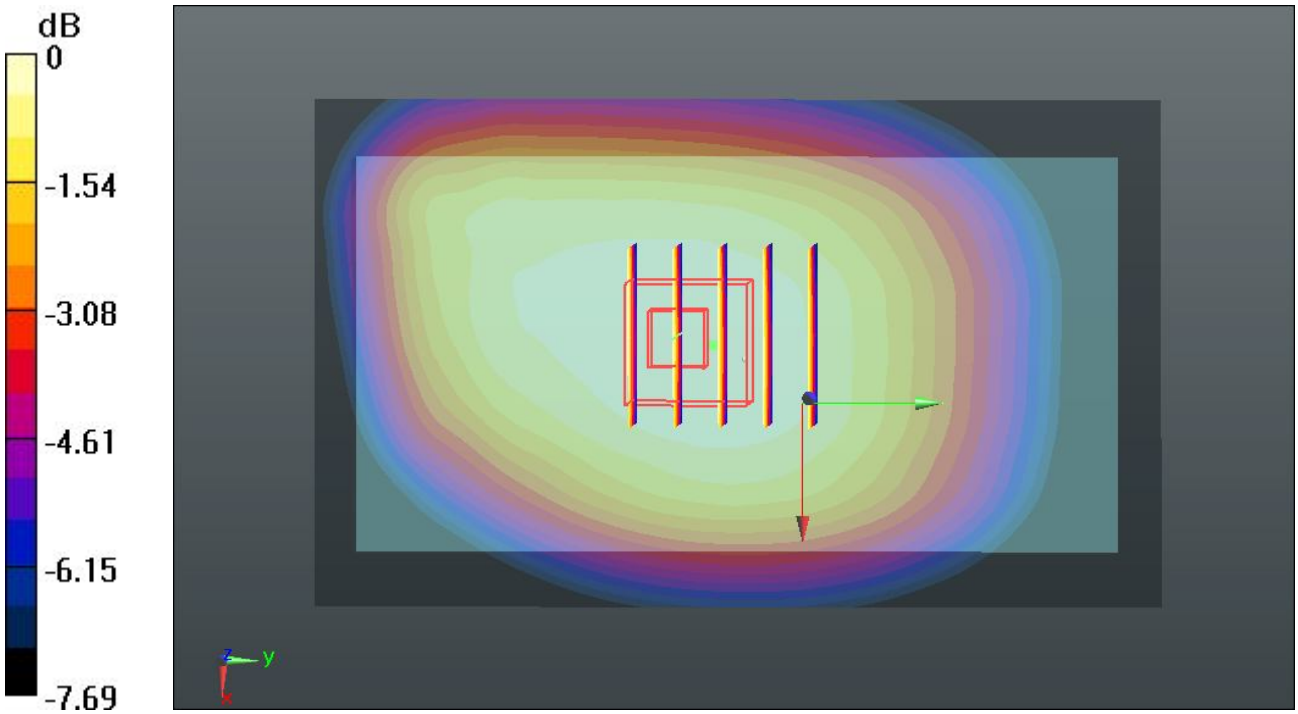

0 dB = 1.37 W/kg

38 GSM850_GPRS(4 Tx slots)_Back_1cm_Ch128

DUT: 2D1808

Communication System: GPRS/EDGE12; Frequency: 824.2 MHz;Duty Cycle: 1:2
Medium: MSL_835_121229 Medium parameters used: f = 824.2 MHz; σ = 0.961 mho/m; ε_r = 56.093; ρ = 1000 kg/m^3
Ambient Temperature：23.4 ℃; Liquid Temperature：21.7 ℃

DASY5 Configuration:
- Probe: EX3DV4 - SN3819; ConvF(9.5, 9.5, 9.5); Calibrated: 26.11.2012;
- Sensor-Surface: 2mm (Mechanical Surface Detection)
- Electronics: DAE4 Sn1303; Calibrated: 22.11.2012
- Phantom: SAM1; Type: QD000P40CD; Serial: TP:1670
- Measurement SW: DASY52, Version 52.8 (2); SEMCAD X Version 14.6.6 (6824)

Ch128/Area Scan (61x111x1): Interpolated grid: dx=15mm, dy=15mm
Maximum value of SAR (interpolated) = 1.39 W/kg

Ch128/Zoom Scan (5x5x7)/Cube 0: Measurement grid: dx=8mm, dy=8mm, dz=5mm
Reference Value = 39.284 V/m; Power Drift = 0.02 dB
Peak SAR (extrapolated) = 1.586 mW/g
SAR(1 g) = 1.22 mW/g; SAR(10 g) = 0.918 mW/g
Maximum value of SAR (measured) = 1.42 W/kg

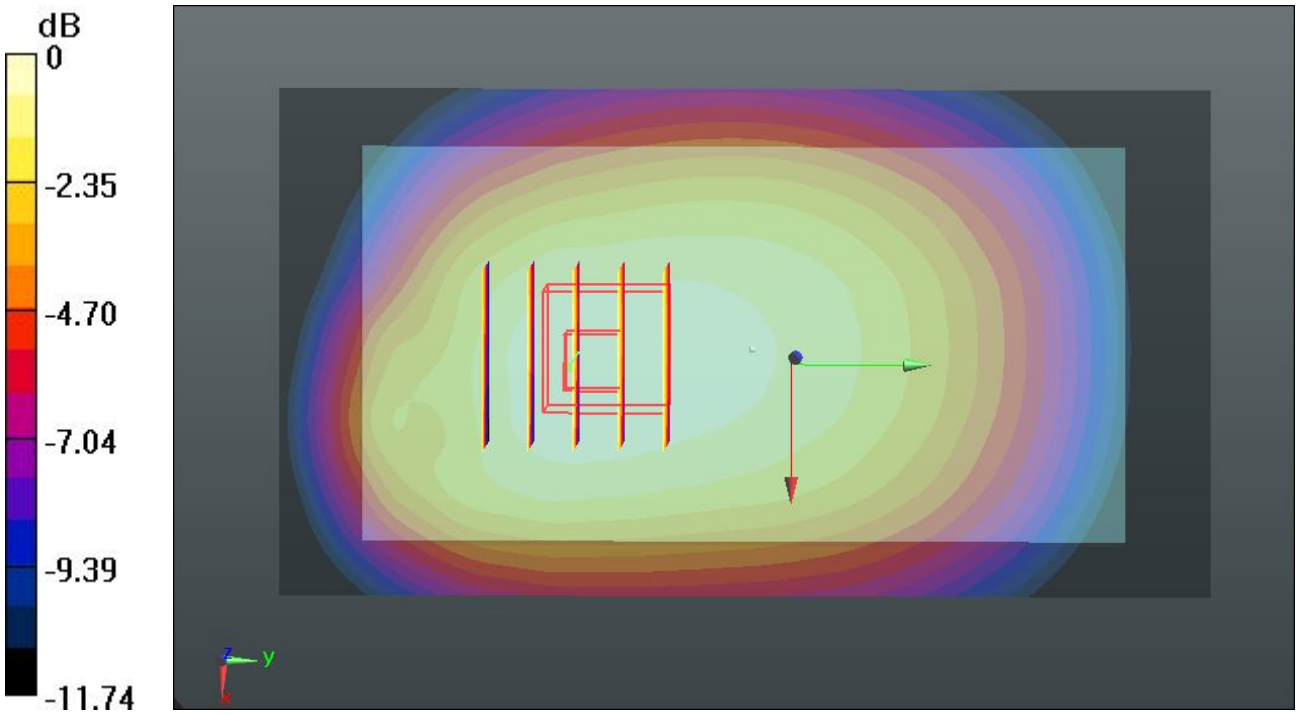

0 dB = 1.42 W/kg

Test Laboratory: Sporton International Inc. SAR/HAC Testing Lab Date: 29.12.2012

39 GSM850_GPRS(4 Tx slots)_Left Side_1cm_Ch128

DUT: 2D1808

Communication System: GPRS/EDGE12; Frequency: 824.2 MHz;Duty Cycle: 1:2
Medium: MSL_835_121229 Medium parameters used: f = 824.2 MHz; σ = 0.961 mho/m; ε_r = 56.093; ρ = 1000 kg/m^3
Ambient Temperature：23.4 ℃; Liquid Temperature：21.7 ℃

DASY5 Configuration:
- Probe: EX3DV4 - SN3819; ConvF(9.5, 9.5, 9.5); Calibrated: 26.11.2012;
- Sensor-Surface: 2mm (Mechanical Surface Detection)
- Electronics: DAE4 Sn1303; Calibrated: 22.11.2012
- Phantom: SAM1; Type: QD000P40CD; Serial: TP:1670
- Measurement SW: DASY52, Version 52.8 (2); SEMCAD X Version 14.6.6 (6824)

Ch128/Area Scan (41x101x1): Interpolated grid: dx=15mm, dy=15mm
Maximum value of SAR (interpolated) = 0.990 W/kg

Ch128/Zoom Scan (5x5x7)/Cube 0: Measurement grid: dx=8mm, dy=8mm, dz=5mm
Reference Value = 32.965 V/m; Power Drift = -0.02 dB
Peak SAR (extrapolated) = 1.139 mW/g
SAR(1 g) = 0.815 mW/g; SAR(10 g) = 0.567 mW/g
Maximum value of SAR (measured) = 0.992 W/kg

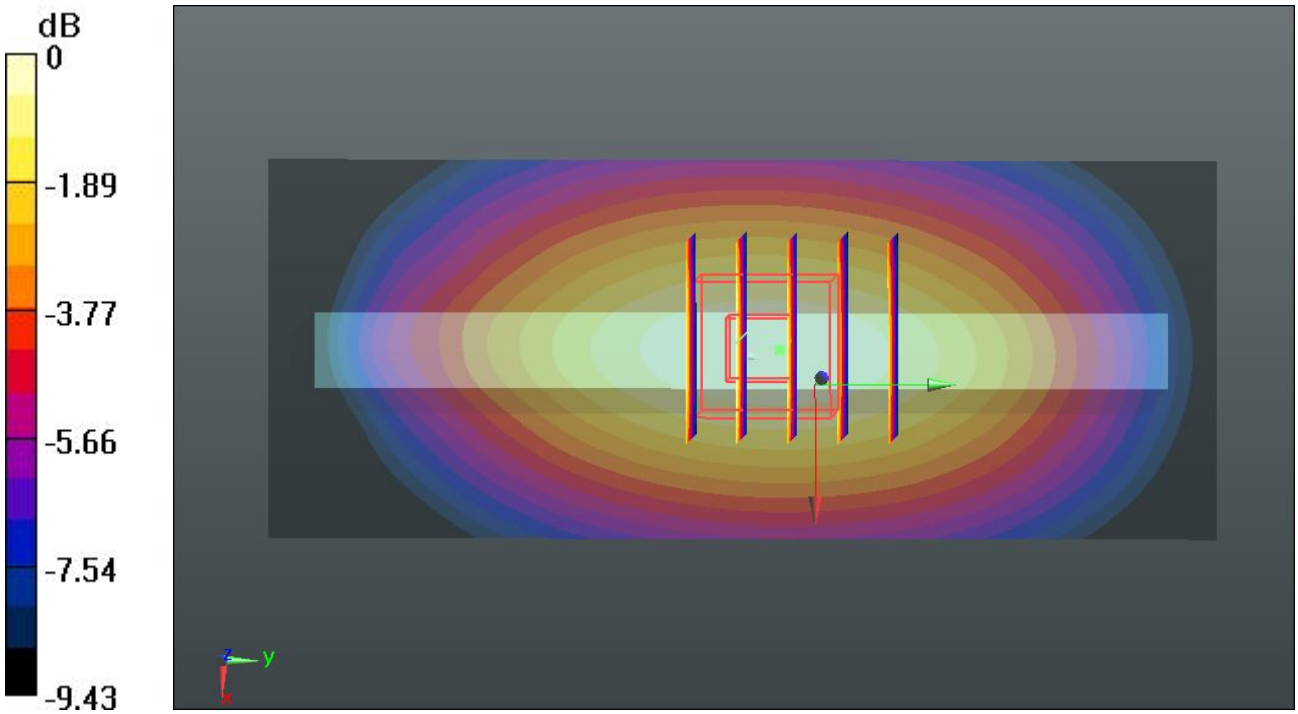

0 dB = 0.992 W/kg

41 GSM850_GPRS(4 Tx slots)_Bottom Side_1cm_Ch128

DUT: 2D1808

Communication System: GPRS/EDGE12; Frequency: 824.2 MHz;Duty Cycle: 1:2
Medium: MSL_835_121229 Medium parameters used: f = 824.2 MHz; σ = 0.961 mho/m; ε_r = 56.093; ρ = 1000 kg/m^3
Ambient Temperature：23.4 ℃; Liquid Temperature：21.7 ℃

DASY5 Configuration:
- Probe: EX3DV4 - SN3819; ConvF(9.5, 9.5, 9.5); Calibrated: 26.11.2012;
- Sensor-Surface: 2mm (Mechanical Surface Detection)
- Electronics: DAE4 Sn1303; Calibrated: 22.11.2012
- Phantom: SAM1; Type: QD000P40CD; Serial: TP:1670
- Measurement SW: DASY52, Version 52.8 (2); SEMCAD X Version 14.6.6 (6824)

Ch128/Area Scan (41x61x1): Interpolated grid: dx=15mm, dy=15mm
Maximum value of SAR (interpolated) = 0.438 W/kg

Ch128/Zoom Scan (5x5x7)/Cube 0: Measurement grid: dx=8mm, dy=8mm, dz=5mm
Reference Value = 21.491 V/m; Power Drift = -0.01 dB
Peak SAR (extrapolated) = 0.509 mW/g
SAR(1 g) = 0.330 mW/g; SAR(10 g) = 0.213 mW/g
Maximum value of SAR (measured) = 0.423 W/kg

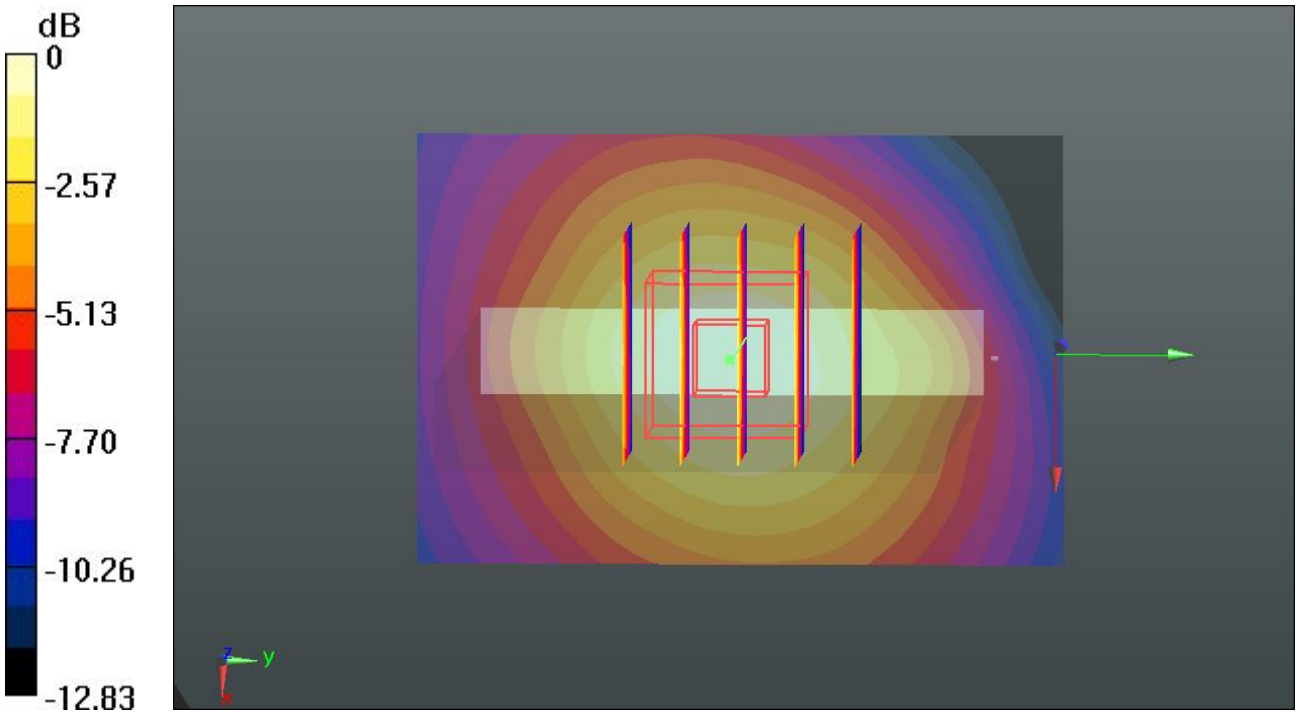

0 dB = 0.423 W/kg

42 GSM850_GPRS(4 Tx slots)_Front_1cm_Ch189

DUT: 2D1808

Communication System: GPRS/EDGE12; Frequency: 836.4 MHz;Duty Cycle: 1:2
Medium: MSL_835_121229 Medium parameters used: f = 836.4 MHz; σ = 0.972 mho/m; ε_r = 55.991; ρ = 1000 kg/m^3
Ambient Temperature：23.4 ℃; Liquid Temperature：21.6 ℃

DASY5 Configuration:
- Probe: EX3DV4 - SN3819; ConvF(9.5, 9.5, 9.5); Calibrated: 26.11.2012;
- Sensor-Surface: 2mm (Mechanical Surface Detection)
- Electronics: DAE4 Sn1303; Calibrated: 22.11.2012
- Phantom: SAM1; Type: QD000P40CD; Serial: TP:1670
- Measurement SW: DASY52, Version 52.8 (2); SEMCAD X Version 14.6.6 (6824)

Ch189/Area Scan (61x101x1): Interpolated grid: dx=15mm, dy=15mm
Maximum value of SAR (interpolated) = 1.45 W/kg

Ch189/Zoom Scan (5x5x7)/Cube 0: Measurement grid: dx=8mm, dy=8mm, dz=5mm
Reference Value = 39.900 V/m; Power Drift = -0.04 dB
Peak SAR (extrapolated) = 1.597 mW/g
SAR(1 g) = 1.3 mW/g; SAR(10 g) = 1.02 mW/g
Maximum value of SAR (measured) = 1.47 W/kg

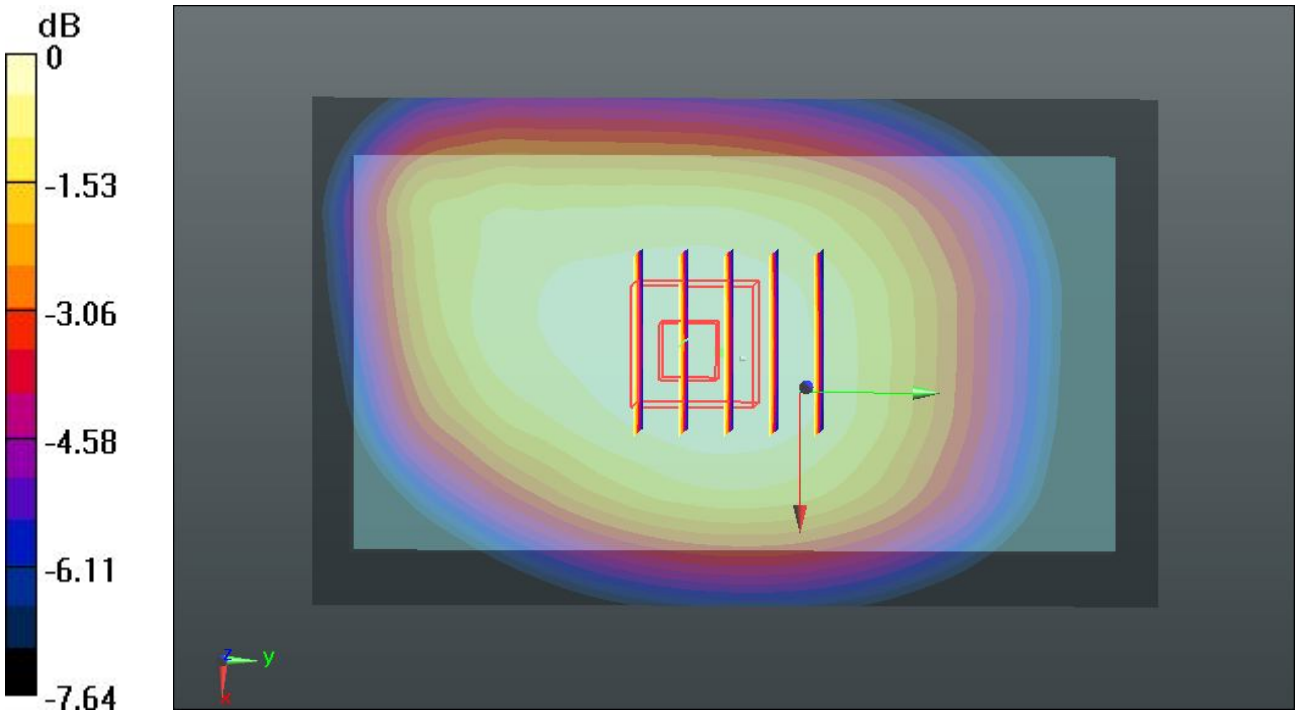

0 dB = 1.47 W/kg

43 GSM850_GPRS(4 Tx slots)_Front_1cm_Ch251

DUT: 2D1808

Communication System: GPRS/EDGE12; Frequency: 848.8 MHz;Duty Cycle: 1:2
Medium: MSL_835_121229 Medium parameters used: f = 849 MHz; σ = 0.983 mho/m; ε_r = 55.871; ρ = 1000 kg/m^3
Ambient Temperature：23.4 ℃; Liquid Temperature：21.7 ℃

DASY5 Configuration:
- Probe: EX3DV4 - SN3819; ConvF(9.5, 9.5, 9.5); Calibrated: 26.11.2012;
- Sensor-Surface: 2mm (Mechanical Surface Detection)
- Electronics: DAE4 Sn1303; Calibrated: 22.11.2012
- Phantom: SAM1; Type: QD000P40CD; Serial: TP:1670
- Measurement SW: DASY52, Version 52.8 (2); SEMCAD X Version 14.6.6 (6824)

Ch251/Area Scan (61x101x1): Interpolated grid: dx=15mm, dy=15mm
Maximum value of SAR (interpolated) = 1.49 W/kg

Ch251/Zoom Scan (5x5x7)/Cube 0: Measurement grid: dx=8mm, dy=8mm, dz=5mm
Reference Value = 40.018 V/m; Power Drift = 0.02 dB
Peak SAR (extrapolated) = 1.638 mW/g
SAR(1 g) = 1.33 mW/g; SAR(10 g) = 1.04 mW/g
Maximum value of SAR (measured) = 1.50 W/kg

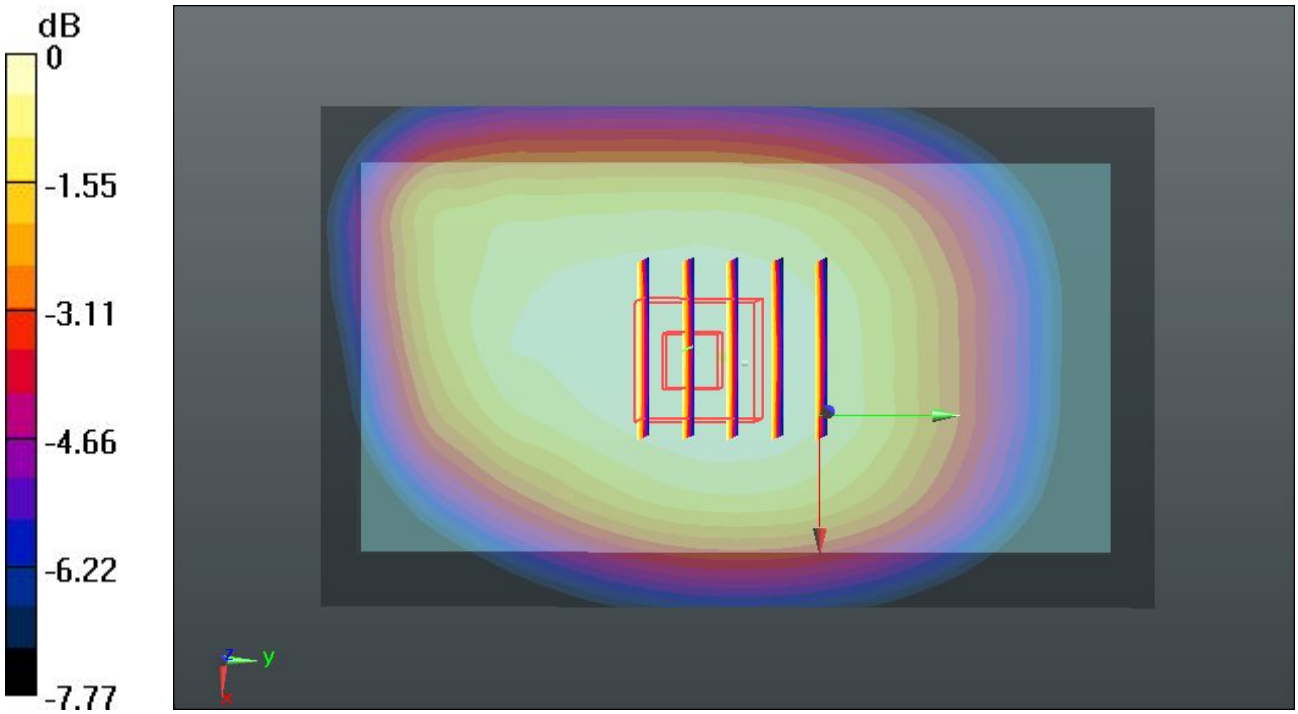

0 dB = 1.50 W/kg

Test Laboratory: Sporton International Inc. SAR/HAC Testing Lab Date: 29.12.2012

43 GSM850_GPRS(4 Tx slots)_Front_1cm_Ch251_2D

DUT: 2D1808

Communication System: GPRS/EDGE12; Frequency: 848.8 MHz;Duty Cycle: 1:2
Medium: MSL_835_121229 Medium parameters used: f = 849 MHz; σ = 0.983 mho/m; ε_r = 55.871; ρ = 1000 kg/m^3
Ambient Temperature：23.4 ℃; Liquid Temperature：21.7 ℃

DASY5 Configuration:
- Probe: EX3DV4 - SN3819; ConvF(9.5, 9.5, 9.5); Calibrated: 26.11.2012;
- Sensor-Surface: 2mm (Mechanical Surface Detection)
- Electronics: DAE4 Sn1303; Calibrated: 22.11.2012
- Phantom: SAM1; Type: QD000P40CD; Serial: TP:1670
- Measurement SW: DASY52, Version 52.8 (2); SEMCAD X Version 14.6.6 (6824)

Ch251/Area Scan (61x101x1): Interpolated grid: dx=15mm, dy=15mm
Maximum value of SAR (interpolated) = 1.49 W/kg

Ch251/Zoom Scan (5x5x7)/Cube 0: Measurement grid: dx=8mm, dy=8mm, dz=5mm
Reference Value = 40.018 V/m; Power Drift = 0.02 dB
Peak SAR (extrapolated) = 1.638 mW/g
SAR(1 g) = 1.33 mW/g; SAR(10 g) = 1.04 mW/g
Maximum value of SAR (measured) = 1.50 W/kg

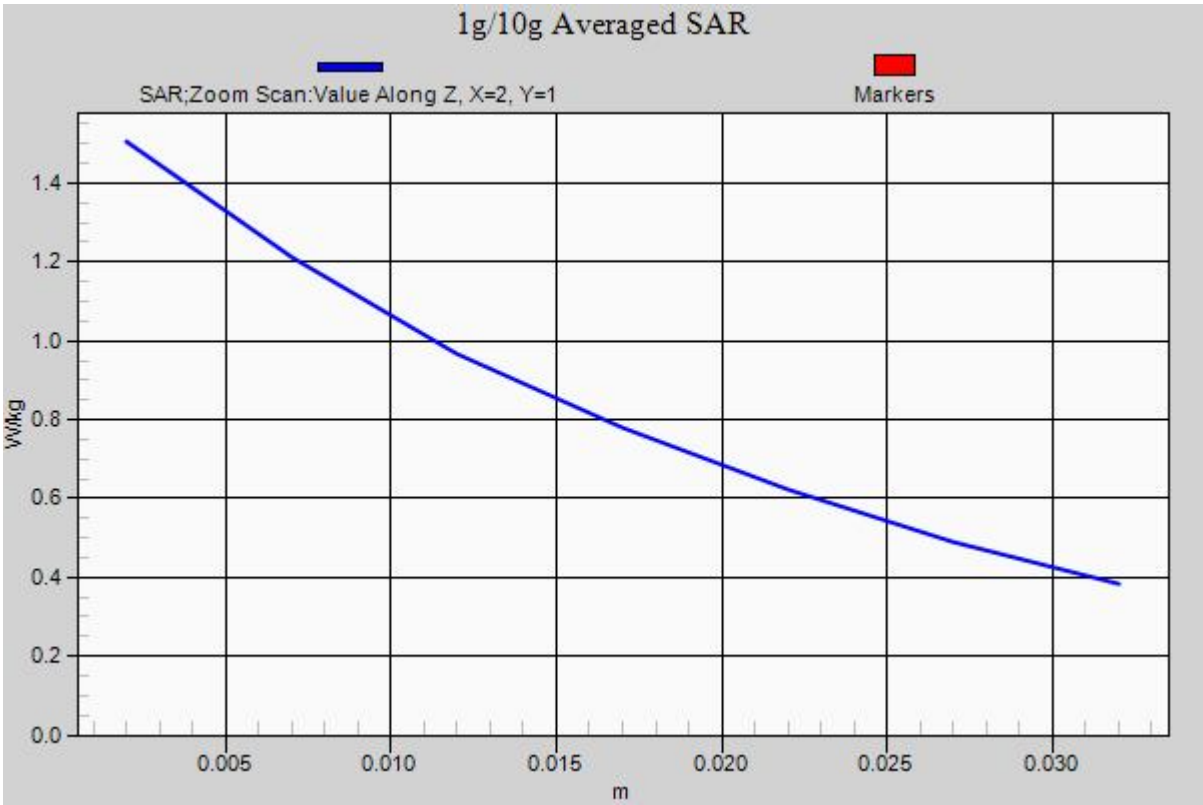

51 GSM850_GPRS(4 Tx slots)_Front_1cm_Ch251_Repeat SAR

DUT: 2D1808

Communication System: GPRS/EDGE12; Frequency: 848.8 MHz;Duty Cycle: 1:2
Medium: MSL_835_121229 Medium parameters used: f = 849 MHz; σ = 0.983 mho/m; ε_r = 55.871; ρ = 1000 kg/m^3
Ambient Temperature：23.4 ℃; Liquid Temperature：21.7 ℃

DASY5 Configuration:
- Probe: EX3DV4 - SN3819; ConvF(9.5, 9.5, 9.5); Calibrated: 26.11.2012;
- Sensor-Surface: 2mm (Mechanical Surface Detection)
- Electronics: DAE4 Sn1303; Calibrated: 22.11.2012
- Phantom: SAM1; Type: QD000P40CD; Serial: TP:1670
- Measurement SW: DASY52, Version 52.8 (2); SEMCAD X Version 14.6.6 (6824)

Ch251/Area Scan (61x101x1): Interpolated grid: dx=15mm, dy=15mm
Maximum value of SAR (interpolated) = 1.48 W/kg

Ch251/Zoom Scan (5x5x7)/Cube 0: Measurement grid: dx=8mm, dy=8mm, dz=5mm
Reference Value = 39.694 V/m; Power Drift = -0.01 dB
Peak SAR (extrapolated) = 1.641 mW/g
SAR(1 g) = 1.33 mW/g; SAR(10 g) = 1.03 mW/g
Maximum value of SAR (measured) = 1.51 W/kg

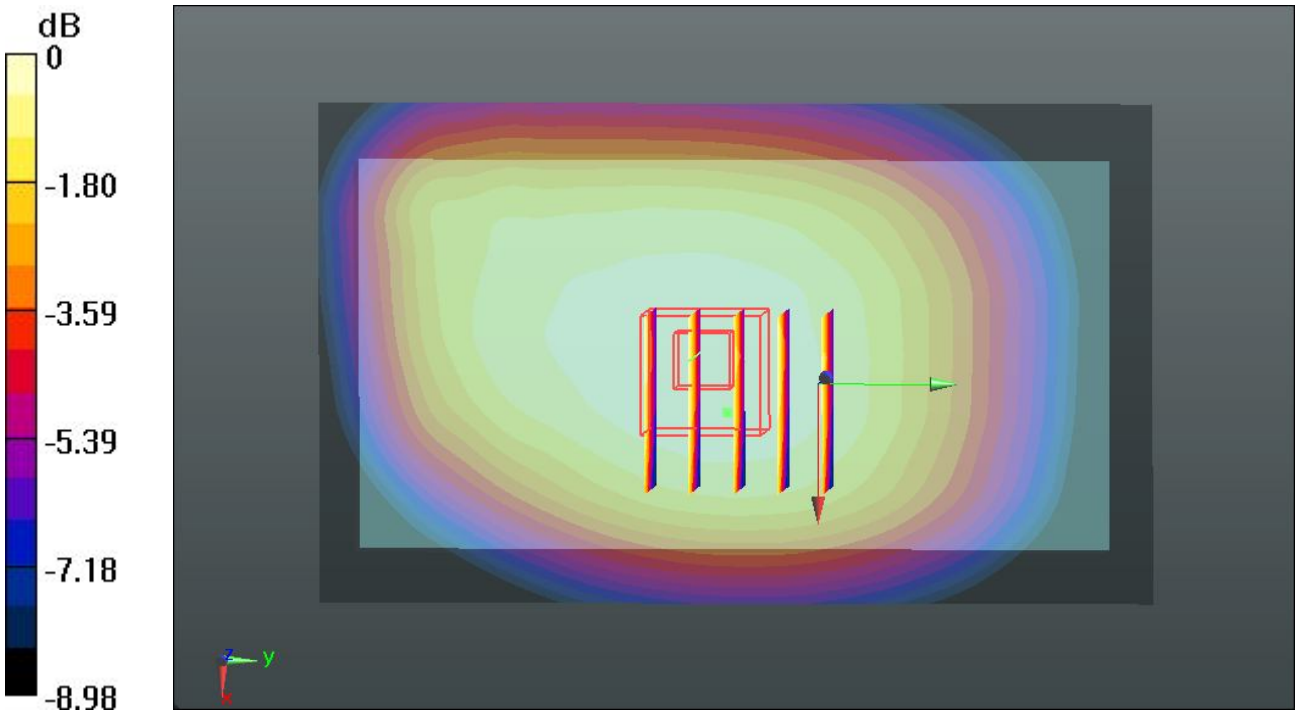

0 dB = 1.51 W/kg

44 GSM850_GPRS(4 Tx slots)_Back_1cm_Ch189

DUT: 2D1808

Communication System: GPRS/EDGE12; Frequency: 836.4 MHz;Duty Cycle: 1:2
Medium: MSL_835_121229 Medium parameters used: f = 836.4 MHz; σ = 0.972 mho/m; ε_r = 55.991; ρ = 1000 kg/m^3
Ambient Temperature：23.4 ℃; Liquid Temperature：21.7 ℃

DASY5 Configuration:
- Probe: EX3DV4 - SN3819; ConvF(9.5, 9.5, 9.5); Calibrated: 26.11.2012;
- Sensor-Surface: 2mm (Mechanical Surface Detection)
- Electronics: DAE4 Sn1303; Calibrated: 22.11.2012
- Phantom: SAM1; Type: QD000P40CD; Serial: TP:1670
- Measurement SW: DASY52, Version 52.8 (2); SEMCAD X Version 14.6.6 (6824)

Ch189/Area Scan (61x111x1): Interpolated grid: dx=15mm, dy=15mm
Maximum value of SAR (interpolated) = 1.46 W/kg

Ch189/Zoom Scan (5x5x7)/Cube 0: Measurement grid: dx=8mm, dy=8mm, dz=5mm
Reference Value = 40.151 V/m; Power Drift = -0.02 dB
Peak SAR (extrapolated) = 1.676 mW/g
SAR(1 g) = 1.3 mW/g; SAR(10 g) = 0.970 mW/g
Maximum value of SAR (measured) = 1.50 W/kg

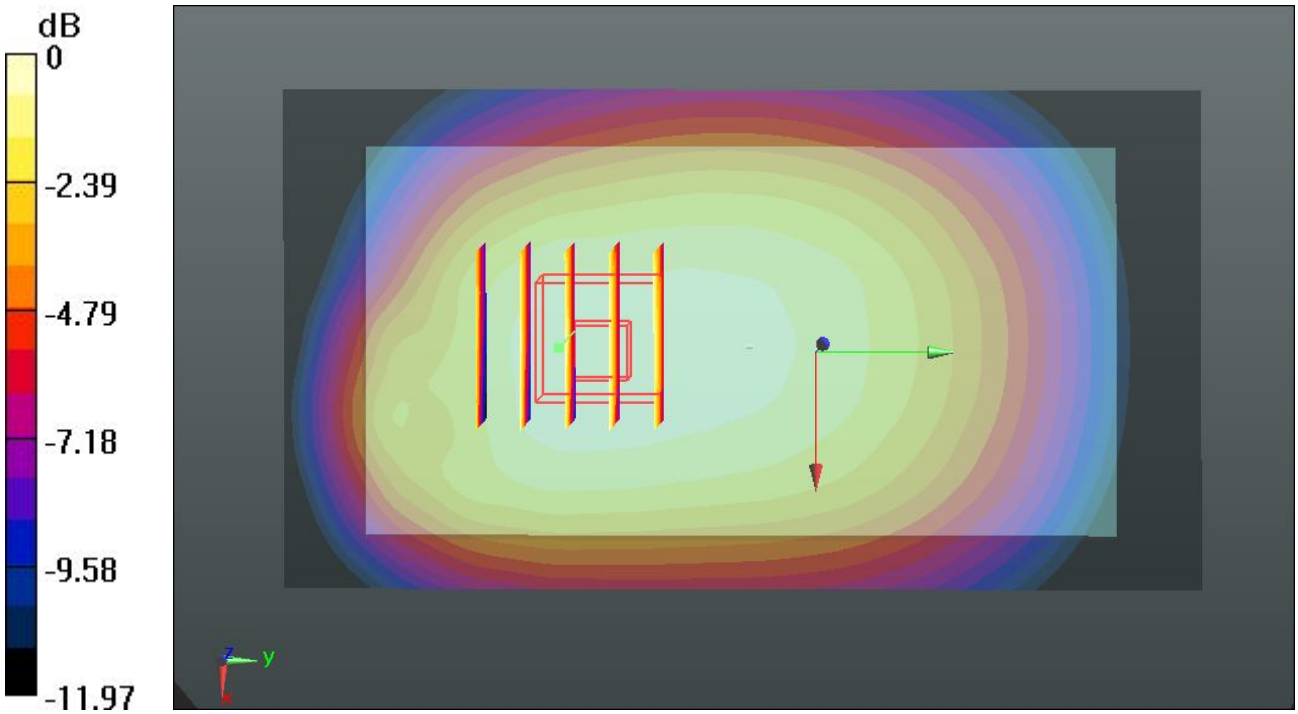

0 dB = 1.50 W/kg

Test Laboratory: Sporton International Inc. SAR/HAC Testing Lab Date: 29.12.2012

45 GSM850_GPRS(4 Tx slots)_Back_1cm_Ch251

DUT: 2D1808

Communication System: GPRS/EDGE12; Frequency: 848.8 MHz;Duty Cycle: 1:2
Medium: MSL_835_121229 Medium parameters used: f = 849 MHz; σ = 0.983 mho/m; ε_r = 55.871; ρ = 1000 kg/m^3
Ambient Temperature：23.4 ℃; Liquid Temperature：21.7 ℃

DASY5 Configuration:
- Probe: EX3DV4 - SN3819; ConvF(9.5, 9.5, 9.5); Calibrated: 26.11.2012;
- Sensor-Surface: 2mm (Mechanical Surface Detection)
- Electronics: DAE4 Sn1303; Calibrated: 22.11.2012
- Phantom: SAM1; Type: QD000P40CD; Serial: TP:1670
- Measurement SW: DASY52, Version 52.8 (2); SEMCAD X Version 14.6.6 (6824)

Ch251/Area Scan (61x111x1): Interpolated grid: dx=15mm, dy=15mm
Maximum value of SAR (interpolated) = 1.48 W/kg

Ch251/Zoom Scan (5x5x7)/Cube 0: Measurement grid: dx=8mm, dy=8mm, dz=5mm
Reference Value = 40.450 V/m; Power Drift = -0.02 dB
Peak SAR (extrapolated) = 1.700 mW/g
SAR(1 g) = 1.32 mW/g; SAR(10 g) = 0.989 mW/g
Maximum value of SAR (measured) = 1.52 W/kg

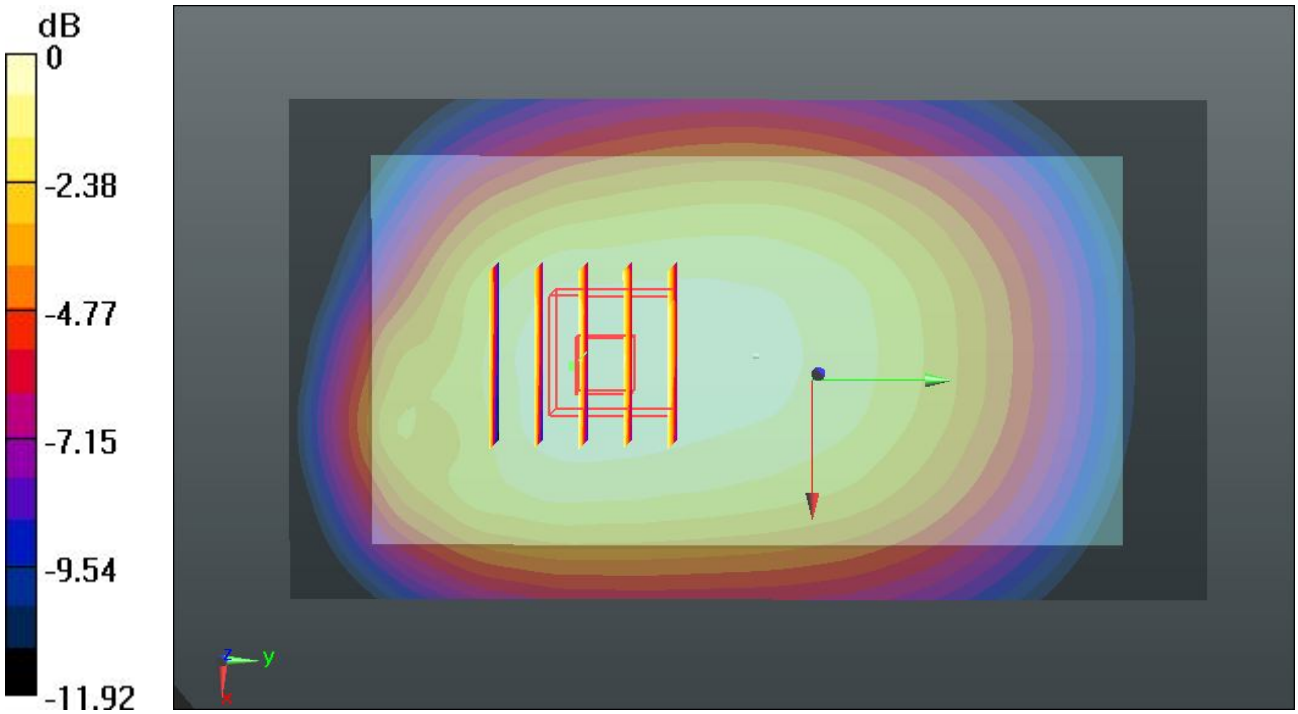

0 dB = 1.52 W/kg

46 GSM850_GPRS(4 Tx slots)_Left Side_1cm_Ch189

DUT: 2D1808

Communication System: GPRS/EDGE12; Frequency: 836.4 MHz;Duty Cycle: 1:2
Medium: MSL_835_121229 Medium parameters used: f = 836.4 MHz; σ = 0.972 mho/m; ε_r = 55.991; ρ = 1000 kg/m^3
Ambient Temperature：23.4 ℃; Liquid Temperature：21.7 ℃

DASY5 Configuration:
- Probe: EX3DV4 - SN3819; ConvF(9.5, 9.5, 9.5); Calibrated: 26.11.2012;
- Sensor-Surface: 2mm (Mechanical Surface Detection)
- Electronics: DAE4 Sn1303; Calibrated: 22.11.2012
- Phantom: SAM1; Type: QD000P40CD; Serial: TP:1670
- Measurement SW: DASY52, Version 52.8 (2); SEMCAD X Version 14.6.6 (6824)

Ch189/Area Scan (41x101x1): Interpolated grid: dx=15mm, dy=15mm
Maximum value of SAR (interpolated) = 1.10 W/kg

Ch189/Zoom Scan (5x5x7)/Cube 0: Measurement grid: dx=8mm, dy=8mm, dz=5mm
Reference Value = 34.613 V/m; Power Drift = -0.01 dB
Peak SAR (extrapolated) = 1.266 mW/g
SAR(1 g) = 0.901 mW/g; SAR(10 g) = 0.625 mW/g
Maximum value of SAR (measured) = 1.10 W/kg

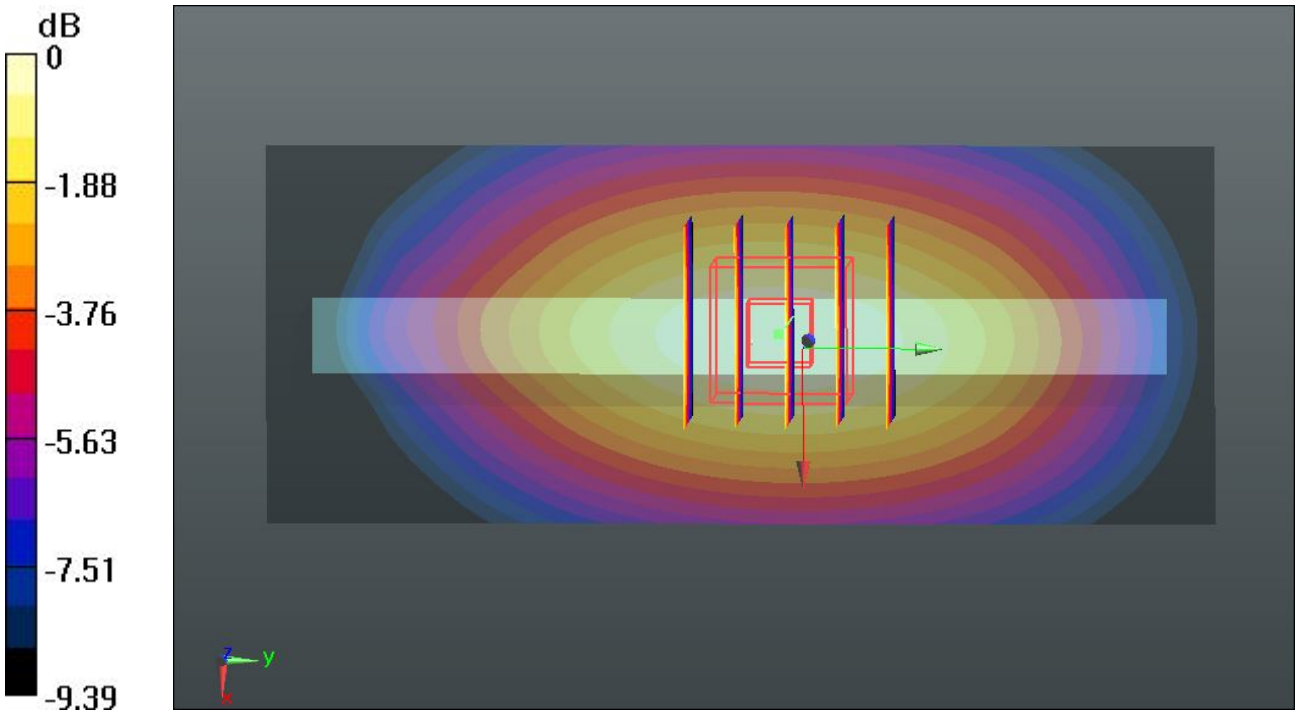

0 dB = 1.10 W/kg

47 GSM850_GPRS(4 Tx slots)_Left Side_1cm_Ch251

DUT: 2D1808

Communication System: GPRS/EDGE12; Frequency: 848.8 MHz;Duty Cycle: 1:2
Medium: MSL_835_121229 Medium parameters used: f = 849 MHz; σ = 0.983 mho/m; ε_r = 55.871; ρ = 1000 kg/m^3
Ambient Temperature：23.4 ℃; Liquid Temperature：21.7 ℃

DASY5 Configuration:
- Probe: EX3DV4 - SN3819; ConvF(9.5, 9.5, 9.5); Calibrated: 26.11.2012;
- Sensor-Surface: 2mm (Mechanical Surface Detection)
- Electronics: DAE4 Sn1303; Calibrated: 22.11.2012
- Phantom: SAM1; Type: QD000P40CD; Serial: TP:1670
- Measurement SW: DASY52, Version 52.8 (2); SEMCAD X Version 14.6.6 (6824)

Ch251/Area Scan (41x101x1): Interpolated grid: dx=15mm, dy=15mm
Maximum value of SAR (interpolated) = 1.11 W/kg

Ch251/Zoom Scan (5x5x7)/Cube 0: Measurement grid: dx=8mm, dy=8mm, dz=5mm
Reference Value = 34.433 V/m; Power Drift = -0.01 dB
Peak SAR (extrapolated) = 1.264 mW/g
SAR(1 g) = 0.901 mW/g; SAR(10 g) = 0.623 mW/g
Maximum value of SAR (measured) = 1.10 W/kg

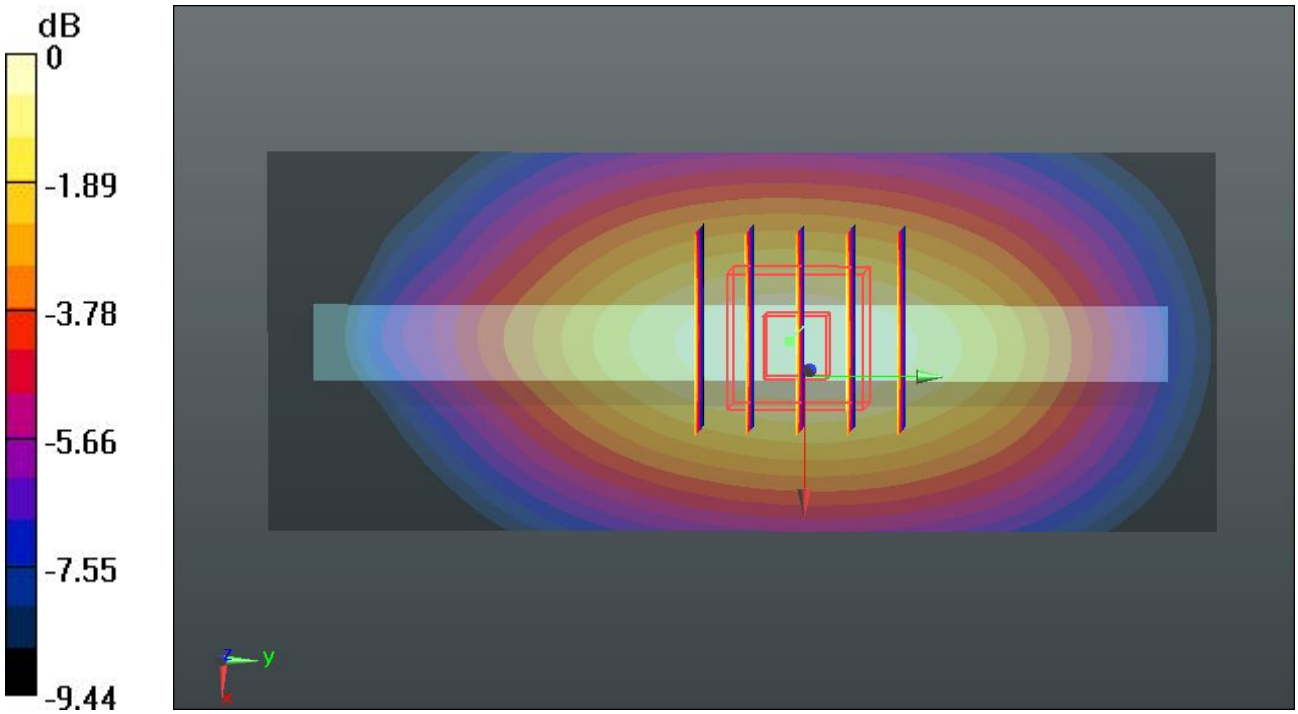

0 dB = 1.10 W/kg

Test Laboratory: Sporton International Inc. SAR/HAC Testing Lab Date: 29.12.2012

50 GSM850_GSM_Front_1cm_Ch251_Headset

DUT: 2D1808

Communication System: Generic GSM; Frequency: 848.8 MHz;Duty Cycle: 1:8.3
Medium: MSL_835_121229 Medium parameters used: f = 849 MHz; σ = 0.983 mho/m; ε_r = 55.871; ρ = 1000 kg/m^3
Ambient Temperature：23.4 ℃; Liquid Temperature：21.7 ℃

DASY5 Configuration:
- Probe: EX3DV4 - SN3819; ConvF(9.5, 9.5, 9.5); Calibrated: 26.11.2012;
- Sensor-Surface: 2mm (Mechanical Surface Detection)
- Electronics: DAE4 Sn1303; Calibrated: 22.11.2012
- Phantom: SAM1; Type: QD000P40CD; Serial: TP:1670
- Measurement SW: DASY52, Version 52.8 (2); SEMCAD X Version 14.6.6 (6824)

Ch251/Area Scan (61x111x1): Interpolated grid: dx=15mm, dy=15mm
Maximum value of SAR (interpolated) = 0.720 W/kg

Ch251/Zoom Scan (5x5x7)/Cube 0: Measurement grid: dx=8mm, dy=8mm, dz=5mm
Reference Value = 27.838 V/m; Power Drift = -0.04 dB
Peak SAR (extrapolated) = 0.796 mW/g
SAR(1 g) = 0.644 mW/g; SAR(10 g) = 0.503 mW/g
Maximum value of SAR (measured) = 0.729 W/kg

Ch251/Zoom Scan (5x5x7)/Cube 1: Measurement grid: dx=8mm, dy=8mm, dz=5mm
Reference Value = 27.838 V/m; Power Drift = -0.04 dB
Peak SAR (extrapolated) = 0.811 mW/g
SAR(1 g) = 0.643 mW/g; SAR(10 g) = 0.496 mW/g
Maximum value of SAR (measured) = 0.735 W/kg

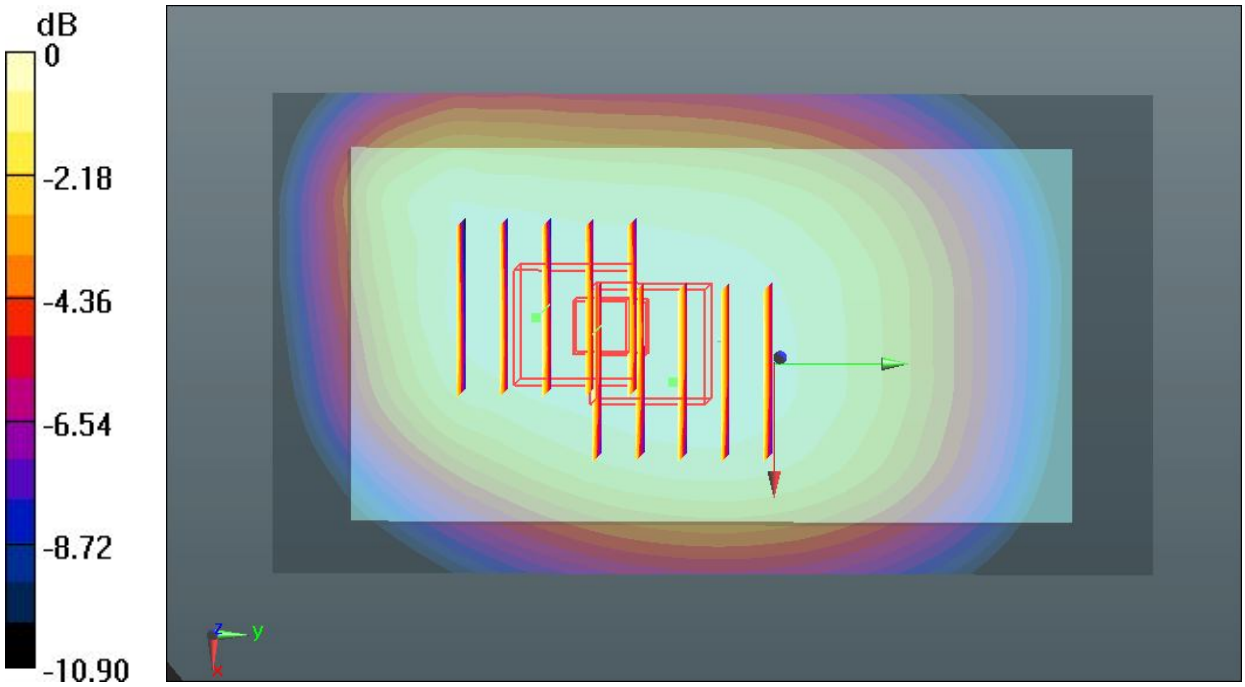

0 dB = 0.735 W/kg

Test Laboratory: Sporton International Inc. SAR/HAC Testing Lab Date: 28.12.2012

24 GSM1900_GPRS(4 Tx slots)_Front_1cm_Ch661

DUT: 2D1808

Communication System: GPRS/EDGE12; Frequency: 1880 MHz;Duty Cycle: 1:2
Medium: MSL_1900_121228 Medium parameters used: f = 1880 MHz; σ = 1.509 mho/m; ε_r = 54.703; ρ = 1000 kg/m^3
Ambient Temperature：23.5 ℃; Liquid Temperature：21.5 ℃

DASY5 Configuration:
- Probe: EX3DV4 - SN3819; ConvF(7.67, 7.67, 7.67); Calibrated: 26.11.2012;
- Sensor-Surface: 2mm (Mechanical Surface Detection)
- Electronics: DAE4 Sn1303; Calibrated: 22.11.2012
- Phantom: SAM1; Type: QD000P40CD; Serial: TP:1670
- Measurement SW: DASY52, Version 52.8 (2); SEMCAD X Version 14.6.6 (6824)

Ch661/Area Scan (61x101x1): Interpolated grid: dx=15mm, dy=15mm
Maximum value of SAR (interpolated) = 1.53 W/kg

Ch661/Zoom Scan (5x5x7)/Cube 0: Measurement grid: dx=8mm, dy=8mm, dz=5mm
Reference Value = 33.154 V/m; Power Drift = 0.02 dB
Peak SAR (extrapolated) = 2.054 mW/g
SAR(1 g) = 1.24 mW/g; SAR(10 g) = 0.682 mW/g
Maximum value of SAR (measured) = 1.54 W/kg

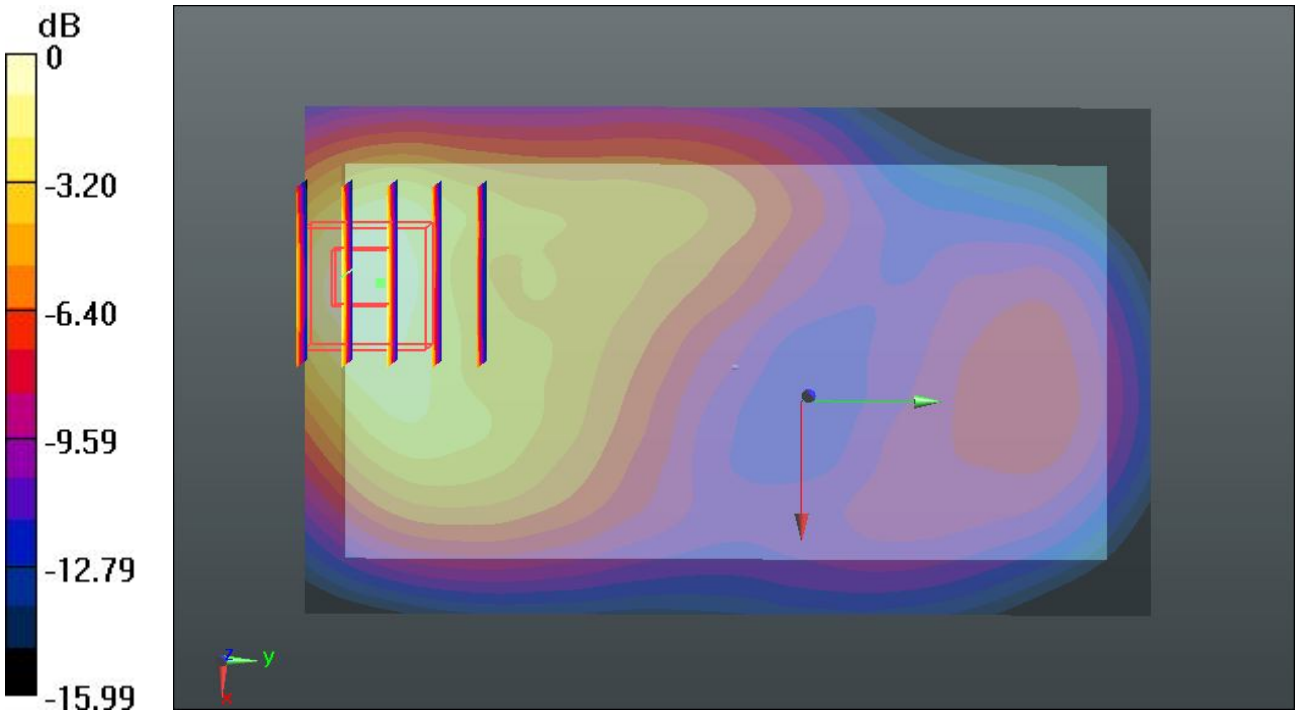

0 dB = 1.54 W/kg

Test Laboratory: Sporton International Inc. SAR/HAC Testing Lab Date: 28.12.2012

25 GSM1900_GPRS(4 Tx slots)_Back_1cm_Ch661

DUT: 2D1808

Communication System: GPRS/EDGE12; Frequency: 1880 MHz;Duty Cycle: 1:2
Medium: MSL_1900_121228 Medium parameters used: f = 1880 MHz; σ = 1.509 mho/m; ε_r = 54.703; ρ = 1000 kg/m^3
Ambient Temperature：23.5 ℃; Liquid Temperature：21.5 ℃

DASY5 Configuration:
- Probe: EX3DV4 - SN3819; ConvF(7.67, 7.67, 7.67); Calibrated: 26.11.2012;
- Sensor-Surface: 2mm (Mechanical Surface Detection)
- Electronics: DAE4 Sn1303; Calibrated: 22.11.2012
- Phantom: SAM1; Type: QD000P40CD; Serial: TP:1670
- Measurement SW: DASY52, Version 52.8 (2); SEMCAD X Version 14.6.6 (6824)

Ch661/Area Scan (61x101x1): Interpolated grid: dx=15mm, dy=15mm
Maximum value of SAR (interpolated) = 1.22 W/kg

Ch661/Zoom Scan (5x5x7)/Cube 0: Measurement grid: dx=8mm, dy=8mm, dz=5mm
Reference Value = 28.719 V/m; Power Drift = -0.03 dB
Peak SAR (extrapolated) = 1.521 mW/g
SAR(1 g) = 0.940 mW/g; SAR(10 g) = 0.538 mW/g
Maximum value of SAR (measured) = 1.20 W/kg

Ch661/Zoom Scan (5x5x7)/Cube 1: Measurement grid: dx=8mm, dy=8mm, dz=5mm
Reference Value = 28.719 V/m; Power Drift = -0.03 dB
Peak SAR (extrapolated) = 1.277 mW/g
SAR(1 g) = 0.654 mW/g; SAR(10 g) = 0.405 mW/g
Maximum value of SAR (measured) = 1.09 W/kg

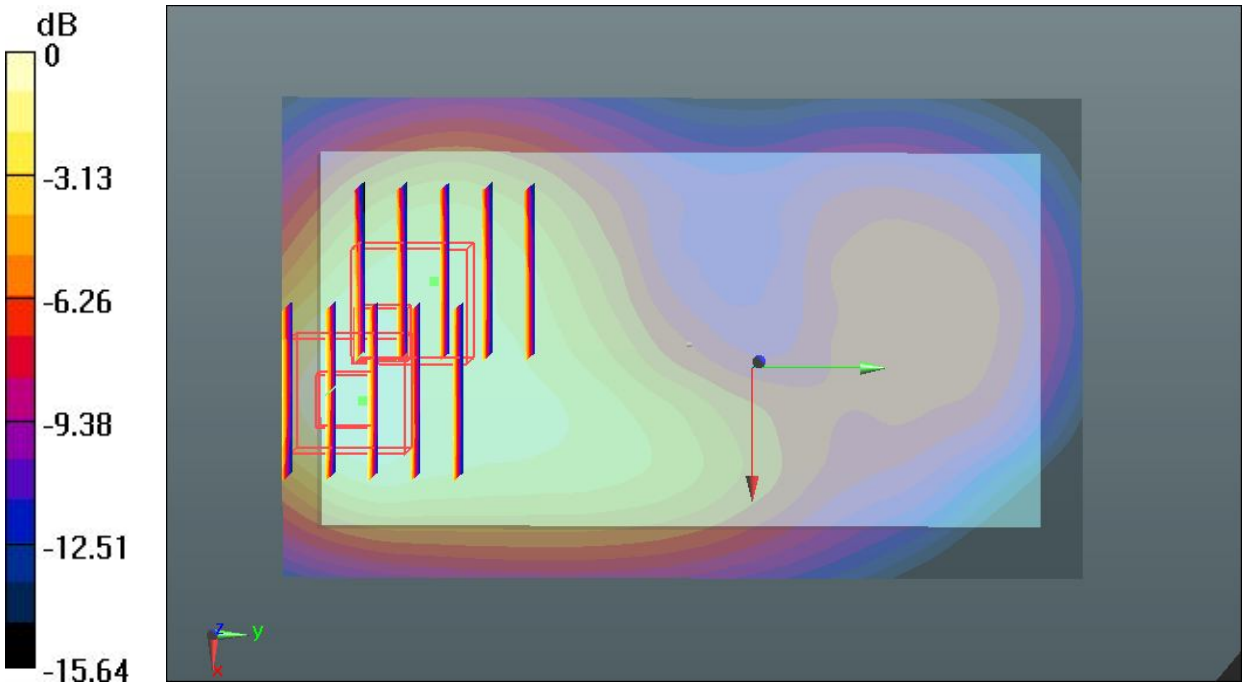

0 dB = 1.09 W/kg

Test Laboratory: Sporton International Inc. SAR/HAC Testing Lab Date: 28.12.2012

26 GSM1900_GPRS(4 Tx slots)_Left Side_1cm_Ch661

DUT: 2D1808

Communication System: GPRS/EDGE12; Frequency: 1880 MHz;Duty Cycle: 1:2
Medium: MSL_1900_121228 Medium parameters used: f = 1880 MHz; σ = 1.509 mho/m; ε_r = 54.703; ρ = 1000 kg/m^3
Ambient Temperature：23.5 ℃; Liquid Temperature：21.5 ℃

DASY5 Configuration:
- Probe: EX3DV4 - SN3819; ConvF(7.67, 7.67, 7.67); Calibrated: 26.11.2012;
- Sensor-Surface: 2mm (Mechanical Surface Detection)
- Electronics: DAE4 Sn1303; Calibrated: 22.11.2012
- Phantom: SAM1; Type: QD000P40CD; Serial: TP:1670
- Measurement SW: DASY52, Version 52.8 (2); SEMCAD X Version 14.6.6 (6824)

Ch661/Area Scan (31x111x1): Interpolated grid: dx=15mm, dy=15mm
Maximum value of SAR (interpolated) = 0.258 W/kg

Ch661/Zoom Scan (5x5x7)/Cube 0: Measurement grid: dx=8mm, dy=8mm, dz=5mm
Reference Value = 13.448 V/m; Power Drift = 0.01 dB
Peak SAR (extrapolated) = 0.319 mW/g
SAR(1 g) = 0.199 mW/g; SAR(10 g) = 0.119 mW/g
Maximum value of SAR (measured) = 0.264 W/kg

Ch661/Zoom Scan (5x5x7)/Cube 1: Measurement grid: dx=8mm, dy=8mm, dz=5mm
Reference Value = 13.448 V/m; Power Drift = 0.01 dB
Peak SAR (extrapolated) = 0.294 mW/g
SAR(1 g) = 0.185 mW/g; SAR(10 g) = 0.113 mW/g
Maximum value of SAR (measured) = 0.243 W/kg

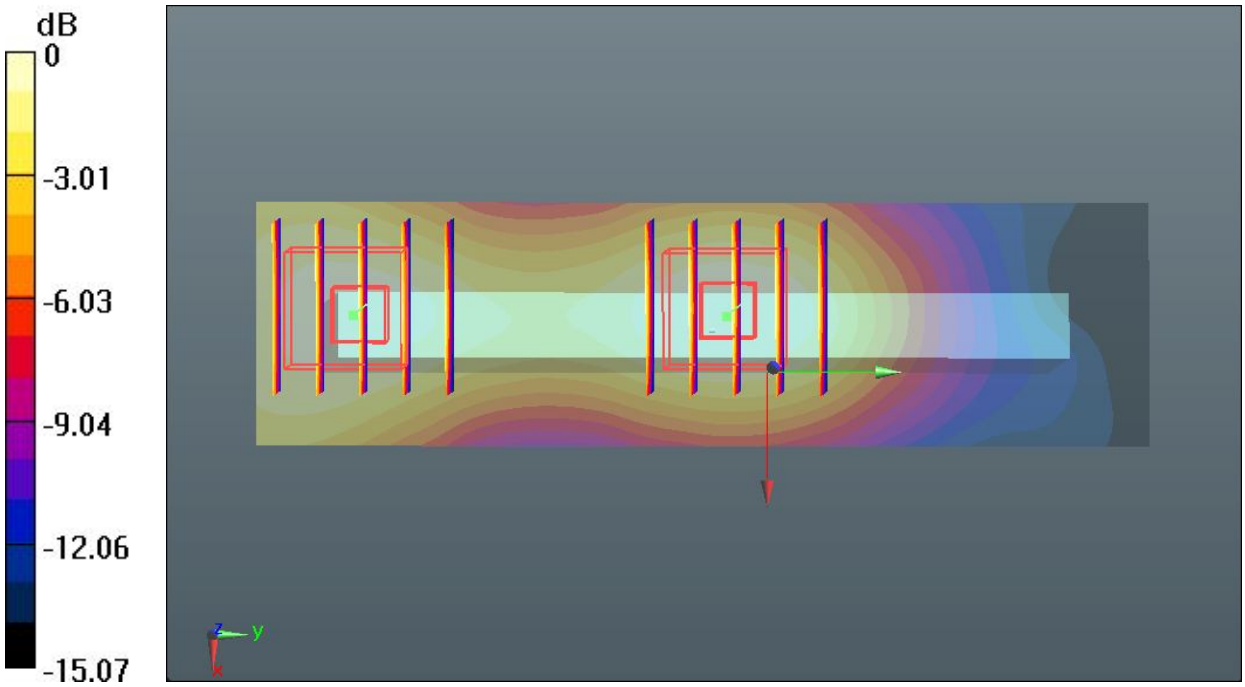

0 dB = 0.243 W/kg

Test Laboratory: Sporton International Inc. SAR/HAC Testing Lab Date: 28.12.2012

28 GSM1900_GPRS(4 Tx slots)_Bottom Side_1cm_Ch661

DUT: 2D1808

Communication System: GPRS/EDGE12; Frequency: 1880 MHz;Duty Cycle: 1:2
Medium: MSL_1900_121228 Medium parameters used: f = 1880 MHz; σ = 1.509 mho/m; ε_r = 54.703; ρ = 1000 kg/m^3
Ambient Temperature：23.5 ℃; Liquid Temperature：21.5 ℃

DASY5 Configuration:
- Probe: EX3DV4 - SN3819; ConvF(7.67, 7.67, 7.67); Calibrated: 26.11.2012;
- Sensor-Surface: 2mm (Mechanical Surface Detection)
- Electronics: DAE4 Sn1303; Calibrated: 22.11.2012
- Phantom: SAM1; Type: QD000P40CD; Serial: TP:1670
- Measurement SW: DASY52, Version 52.8 (2); SEMCAD X Version 14.6.6 (6824)

Ch661/Area Scan (31x61x1): Interpolated grid: dx=15mm, dy=15mm
Maximum value of SAR (interpolated) = 1.59 W/kg

Ch661/Zoom Scan (5x5x7)/Cube 0: Measurement grid: dx=8mm, dy=8mm, dz=5mm
Reference Value = 34.100 V/m; Power Drift = -0.01 dB
Peak SAR (extrapolated) = 2.071 mW/g
SAR(1 g) = 1.23 mW/g; SAR(10 g) = 0.671 mW/g
Maximum value of SAR (measured) = 1.66 W/kg

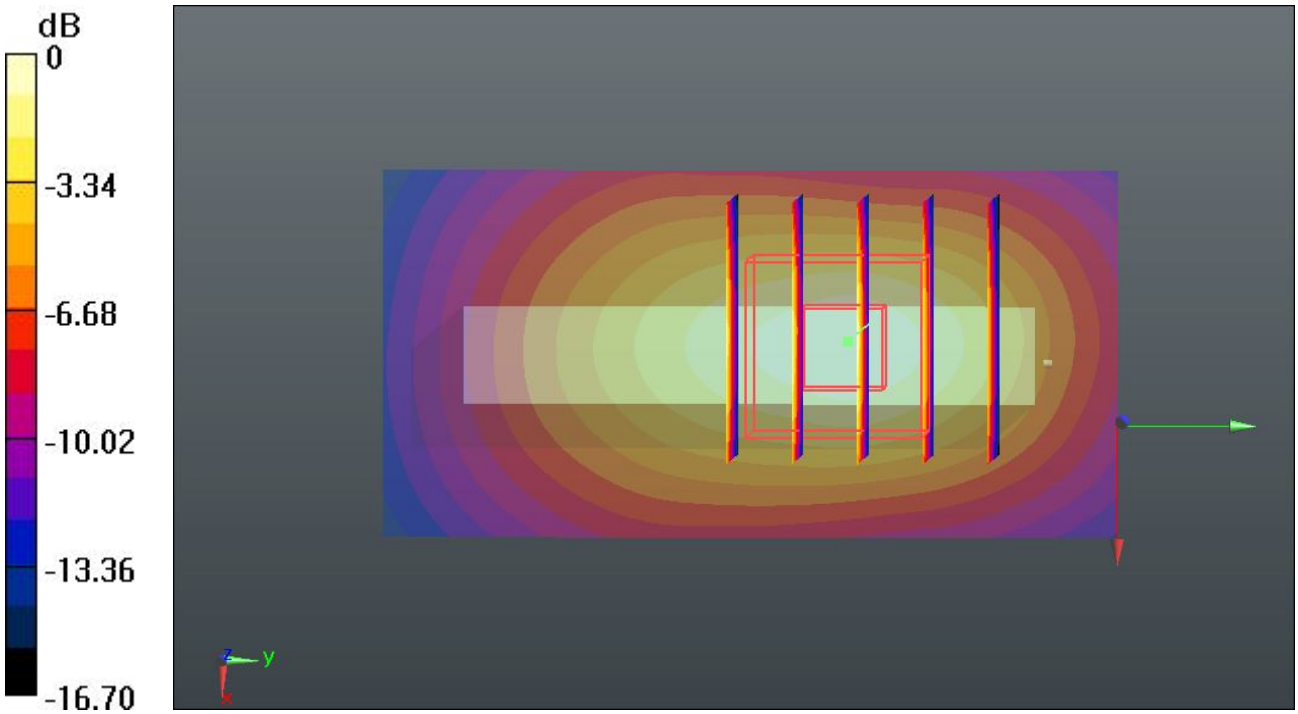

0 dB = 1.66 W/kg

29 GSM1900_GPRS(4 Tx slots)_Front_1cm_Ch512

DUT: 2D1808

Communication System: GPRS/EDGE12; Frequency: 1850.2 MHz;Duty Cycle: 1:2
Medium: MSL_1900_121228 Medium parameters used: f = 1850.2 MHz; σ = 1.47 mho/m; ε_r = 54.773; ρ = 1000 kg/m^3
Ambient Temperature：23.5 ℃; Liquid Temperature：21.5 ℃

DASY5 Configuration:
- Probe: EX3DV4 - SN3819; ConvF(7.67, 7.67, 7.67); Calibrated: 26.11.2012;
- Sensor-Surface: 2mm (Mechanical Surface Detection)
- Electronics: DAE4 Sn1303; Calibrated: 22.11.2012
- Phantom: SAM1; Type: QD000P40CD; Serial: TP:1670
- Measurement SW: DASY52, Version 52.8 (2); SEMCAD X Version 14.6.6 (6824)

Ch512/Area Scan (61x101x1): Interpolated grid: dx=15mm, dy=15mm
Maximum value of SAR (interpolated) = 1.42 W/kg

Ch512/Zoom Scan (5x5x7)/Cube 0: Measurement grid: dx=8mm, dy=8mm, dz=5mm
Reference Value = 32.376 V/m; Power Drift = -0.01 dB
Peak SAR (extrapolated) = 1.882 mW/g
SAR(1 g) = 1.15 mW/g; SAR(10 g) = 0.644 mW/g
Maximum value of SAR (measured) = 1.42 W/kg

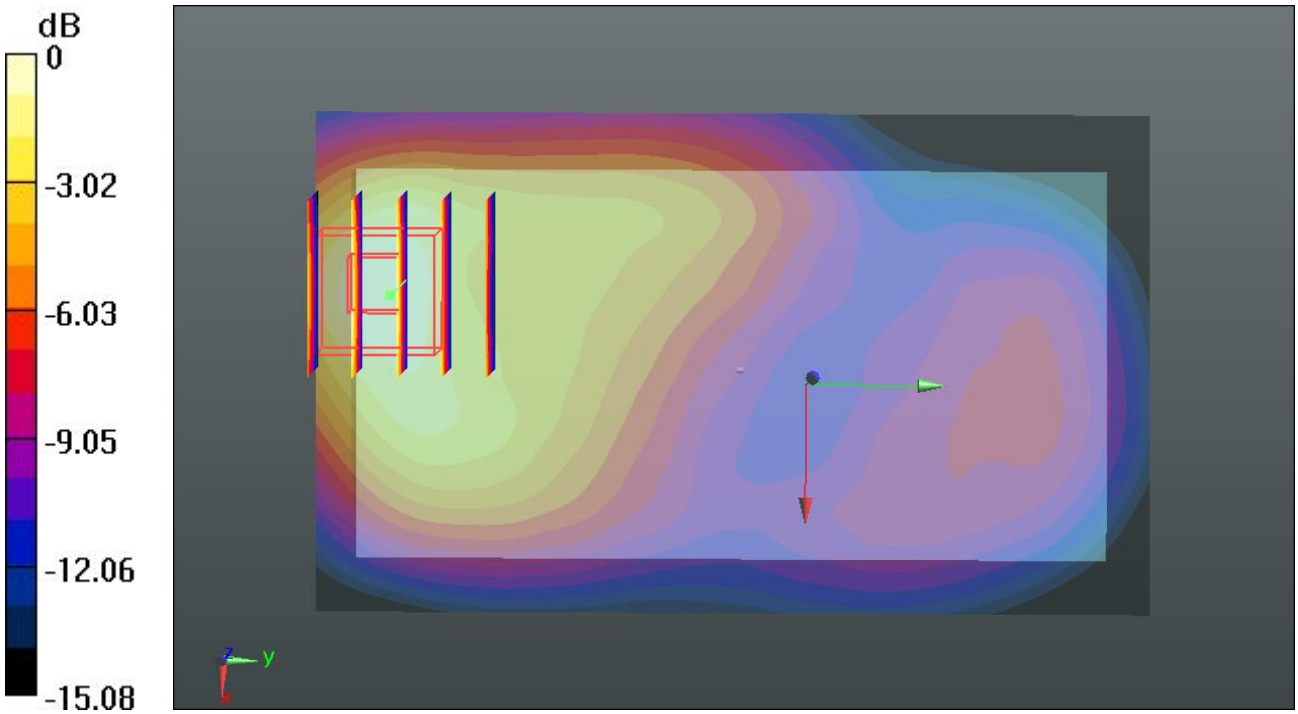

0 dB = 1.42 W/kg

30 GSM1900_GPRS(4 Tx slots)_Front_1cm_Ch810

DUT: 2D1808

Communication System: GPRS/EDGE12; Frequency: 1909.8 MHz;Duty Cycle: 1:2
Medium: MSL_1900_121228 Medium parameters used: f = 1910 MHz; σ = 1.54 mho/m; ε_r = 54.651; ρ = 1000 kg/m^3
Ambient Temperature：23.5 ℃; Liquid Temperature：21.5 ℃

DASY5 Configuration:
- Probe: EX3DV4 - SN3819; ConvF(7.67, 7.67, 7.67); Calibrated: 26.11.2012;
- Sensor-Surface: 2mm (Mechanical Surface Detection)
- Electronics: DAE4 Sn1303; Calibrated: 22.11.2012
- Phantom: SAM1; Type: QD000P40CD; Serial: TP:1670
- Measurement SW: DASY52, Version 52.8 (2); SEMCAD X Version 14.6.6 (6824)

Ch810/Area Scan (61x101x1): Interpolated grid: dx=15mm, dy=15mm
Maximum value of SAR (interpolated) = 1.67 W/kg

Ch810/Zoom Scan (5x5x7)/Cube 0: Measurement grid: dx=8mm, dy=8mm, dz=5mm
Reference Value = 35.447 V/m; Power Drift = -0.09 dB
Peak SAR (extrapolated) = 2.135 mW/g
SAR(1 g) = 1.28 mW/g; SAR(10 g) = 0.696 mW/g
Maximum value of SAR (measured) = 1.71 W/kg

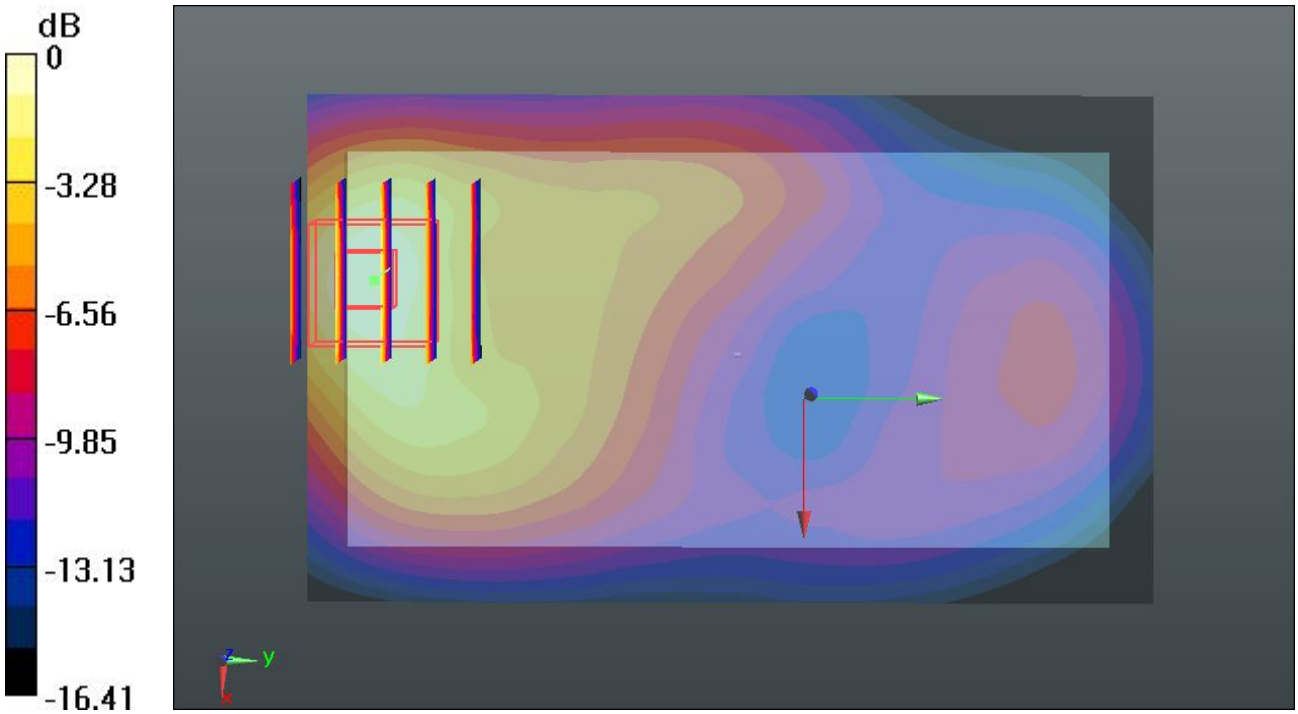

0 dB = 1.71 W/kg

Test Laboratory: Sporton International Inc. SAR/HAC Testing Lab Date: 28.12.2012

30 GSM1900_GPRS(4 Tx slots)_Front_1cm_Ch810_2D

DUT: 2D1808

Communication System: GPRS/EDGE12; Frequency: 1909.8 MHz;Duty Cycle: 1:2
Medium: MSL_1900_121228 Medium parameters used: f = 1910 MHz; σ = 1.54 mho/m; ε_r = 54.651; ρ = 1000 kg/m^3
Ambient Temperature：23.5 ℃; Liquid Temperature：21.5 ℃

DASY5 Configuration:
- Probe: EX3DV4 - SN3819; ConvF(7.67, 7.67, 7.67); Calibrated: 26.11.2012;
- Sensor-Surface: 2mm (Mechanical Surface Detection)
- Electronics: DAE4 Sn1303; Calibrated: 22.11.2012
- Phantom: SAM1; Type: QD000P40CD; Serial: TP:1670
- Measurement SW: DASY52, Version 52.8 (2); SEMCAD X Version 14.6.6 (6824)

Ch810/Area Scan (61x101x1): Interpolated grid: dx=15mm, dy=15mm
Maximum value of SAR (interpolated) = 1.67 W/kg

Ch810/Zoom Scan (5x5x7)/Cube 0: Measurement grid: dx=8mm, dy=8mm, dz=5mm
Reference Value = 35.447 V/m; Power Drift = -0.09 dB
Peak SAR (extrapolated) = 2.135 mW/g
SAR(1 g) = 1.28 mW/g; SAR(10 g) = 0.696 mW/g
Maximum value of SAR (measured) = 1.71 W/kg

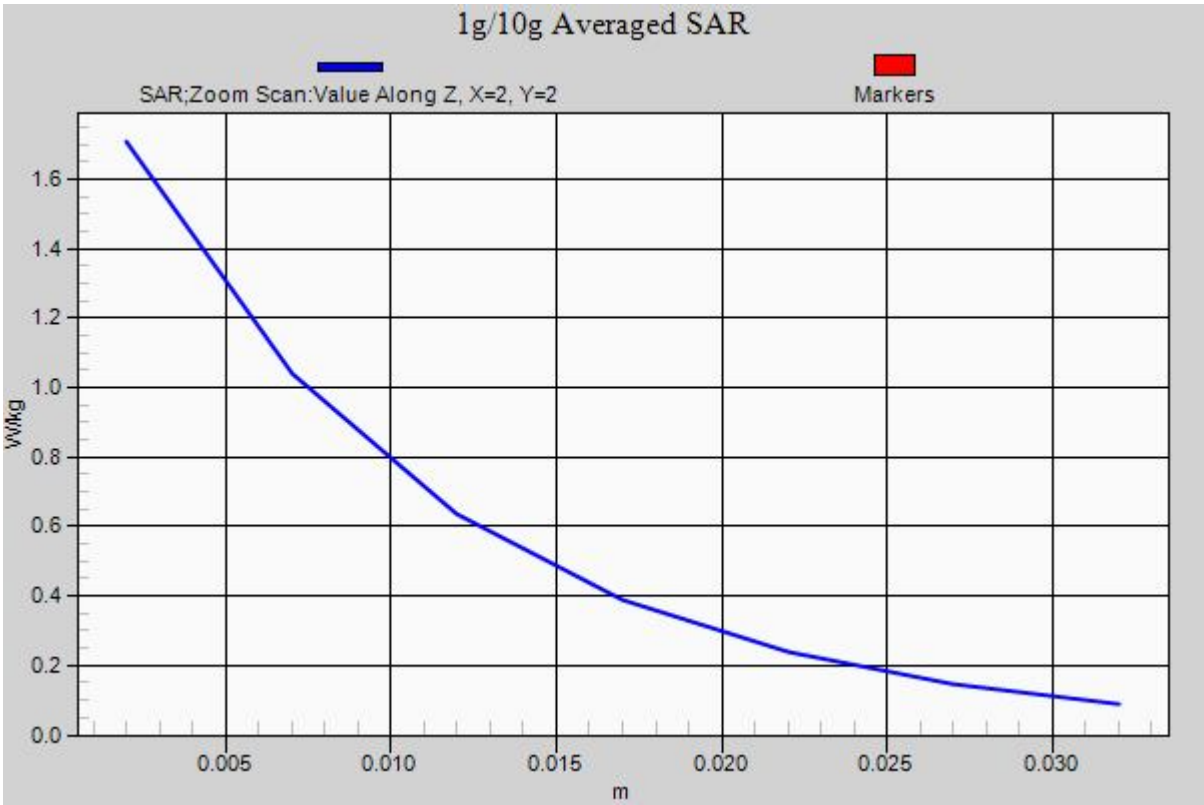

Test Laboratory: Sporton International Inc. SAR/HAC Testing Lab Date: 28.12.2012

36 GSM1900_GPRS(4 Tx slots)_Front_1cm_Ch810_Repeat SAR

DUT: 2D1808

Communication System: GPRS/EDGE12; Frequency: 1909.8 MHz;Duty Cycle: 1:2
Medium: MSL_1900_121228 Medium parameters used: f = 1910 MHz; σ = 1.54 mho/m; ε_r = 54.651; ρ = 1000 kg/m^3
Ambient Temperature：23.5 ℃; Liquid Temperature：21.5 ℃

DASY5 Configuration:
- Probe: EX3DV4 - SN3819; ConvF(7.67, 7.67, 7.67); Calibrated: 26.11.2012;
- Sensor-Surface: 2mm (Mechanical Surface Detection)
- Electronics: DAE4 Sn1303; Calibrated: 22.11.2012
- Phantom: SAM1; Type: QD000P40CD; Serial: TP:1670
- Measurement SW: DASY52, Version 52.8 (2); SEMCAD X Version 14.6.6 (6824)

Ch810/Area Scan (61x101x1): Interpolated grid: dx=15mm, dy=15mm
Maximum value of SAR (interpolated) = 1.54 W/kg

Ch810/Zoom Scan (5x5x7)/Cube 0: Measurement grid: dx=8mm, dy=8mm, dz=5mm
Reference Value = 33.911 V/m; Power Drift = -0.01 dB
Peak SAR (extrapolated) = 2.113 mW/g
SAR(1 g) = 1.26 mW/g; SAR(10 g) = 0.685 mW/g
Maximum value of SAR (measured) = 1.67 W/kg

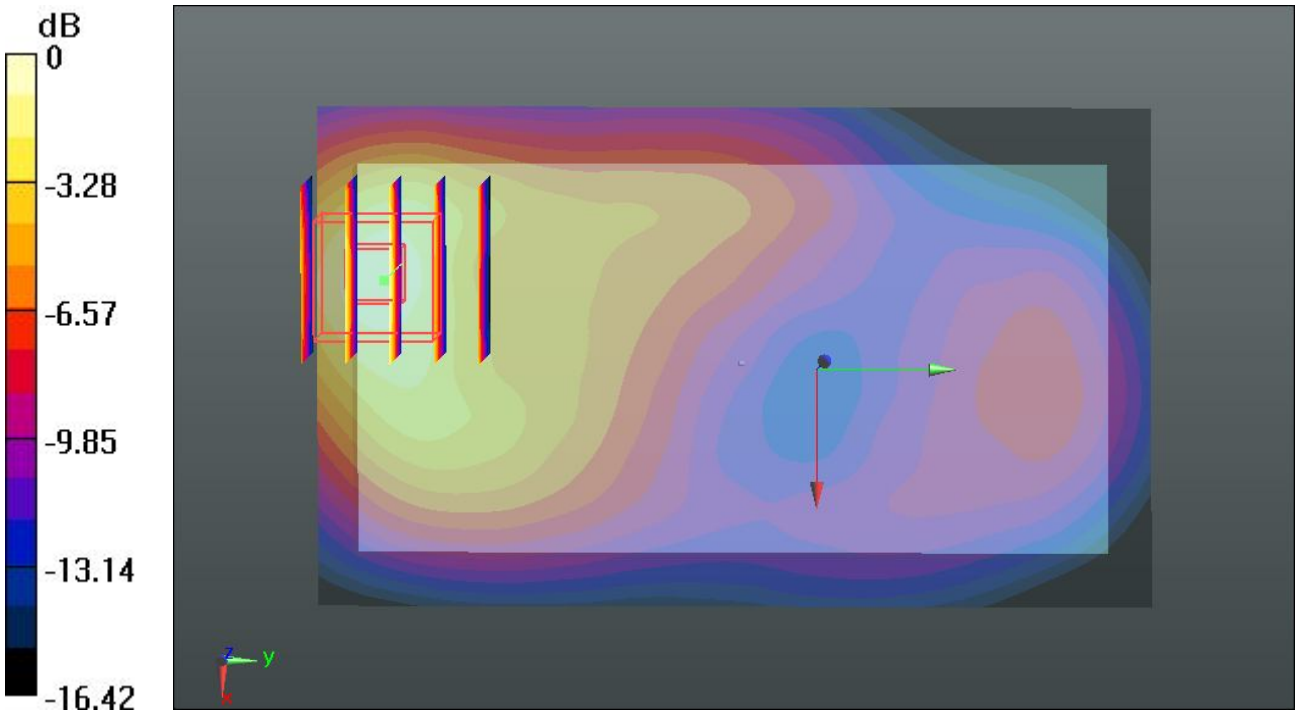

0 dB = 1.67 W/kg

Test Laboratory: Sporton International Inc. SAR/HAC Testing Lab Date: 28.12.2012

31 GSM1900_GPRS(4 Tx slots)_Back_1cm_Ch512

DUT: 2D1808

Communication System: GPRS/EDGE12; Frequency: 1850.2 MHz;Duty Cycle: 1:2
Medium: MSL_1900_121228 Medium parameters used: f = 1850.2 MHz; σ = 1.47 mho/m; ε_r = 54.773; ρ = 1000 kg/m^3
Ambient Temperature：23.5 ℃; Liquid Temperature：21.5 ℃

DASY5 Configuration:
- Probe: EX3DV4 - SN3819; ConvF(7.67, 7.67, 7.67); Calibrated: 26.11.2012;
- Sensor-Surface: 2mm (Mechanical Surface Detection)
- Electronics: DAE4 Sn1303; Calibrated: 22.11.2012
- Phantom: SAM1; Type: QD000P40CD; Serial: TP:1670
- Measurement SW: DASY52, Version 52.8 (2); SEMCAD X Version 14.6.6 (6824)

Ch512/Area Scan (61x101x1): Interpolated grid: dx=15mm, dy=15mm
Maximum value of SAR (interpolated) = 1.07 W/kg

Ch512/Zoom Scan (5x5x7)/Cube 0: Measurement grid: dx=8mm, dy=8mm, dz=5mm
Reference Value = 26.570 V/m; Power Drift = -0.07 dB
Peak SAR (extrapolated) = 1.313 mW/g
SAR(1 g) = 0.817 mW/g; SAR(10 g) = 0.481 mW/g
Maximum value of SAR (measured) = 1.08 W/kg

Ch512/Zoom Scan (5x5x7)/Cube 1: Measurement grid: dx=8mm, dy=8mm, dz=5mm
Reference Value = 26.570 V/m; Power Drift = -0.07 dB
Peak SAR (extrapolated) = 0.983 mW/g
SAR(1 g) = 0.643 mW/g; SAR(10 g) = 0.416 mW/g
Maximum value of SAR (measured) = 0.811 W/kg

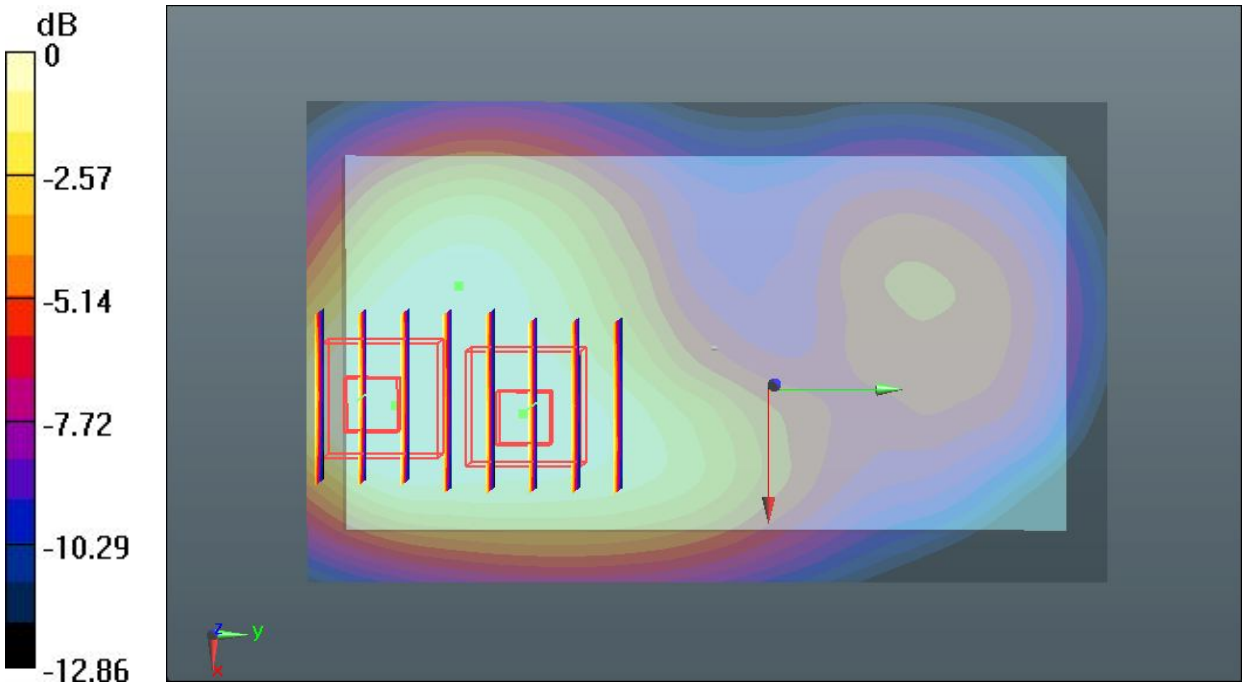

0 dB = 0.811 W/kg

32 GSM1900_GPRS(4 Tx slots)_Back_1cm_Ch810

DUT: 2D1808

Communication System: GPRS/EDGE12; Frequency: 1909.8 MHz;Duty Cycle: 1:2
Medium: MSL_1900_121228 Medium parameters used: f = 1910 MHz; σ = 1.54 mho/m; ε_r = 54.651; ρ = 1000 kg/m^3
Ambient Temperature：23.5 ℃; Liquid Temperature：21.5 ℃

DASY5 Configuration:
- Probe: EX3DV4 - SN3819; ConvF(7.67, 7.67, 7.67); Calibrated: 26.11.2012;
- Sensor-Surface: 2mm (Mechanical Surface Detection)
- Electronics: DAE4 Sn1303; Calibrated: 22.11.2012
- Phantom: SAM1; Type: QD000P40CD; Serial: TP:1670
- Measurement SW: DASY52, Version 52.8 (2); SEMCAD X Version 14.6.6 (6824)

Ch810/Area Scan (61x101x1): Interpolated grid: dx=15mm, dy=15mm
Maximum value of SAR (interpolated) = 1.29 W/kg

Ch810/Zoom Scan (5x5x7)/Cube 0: Measurement grid: dx=8mm, dy=8mm, dz=5mm
Reference Value = 29.301 V/m; Power Drift = -0.02 dB
Peak SAR (extrapolated) = 1.651 mW/g
SAR(1 g) = 1 mW/g; SAR(10 g) = 0.561 mW/g
Maximum value of SAR (measured) = 1.30 W/kg

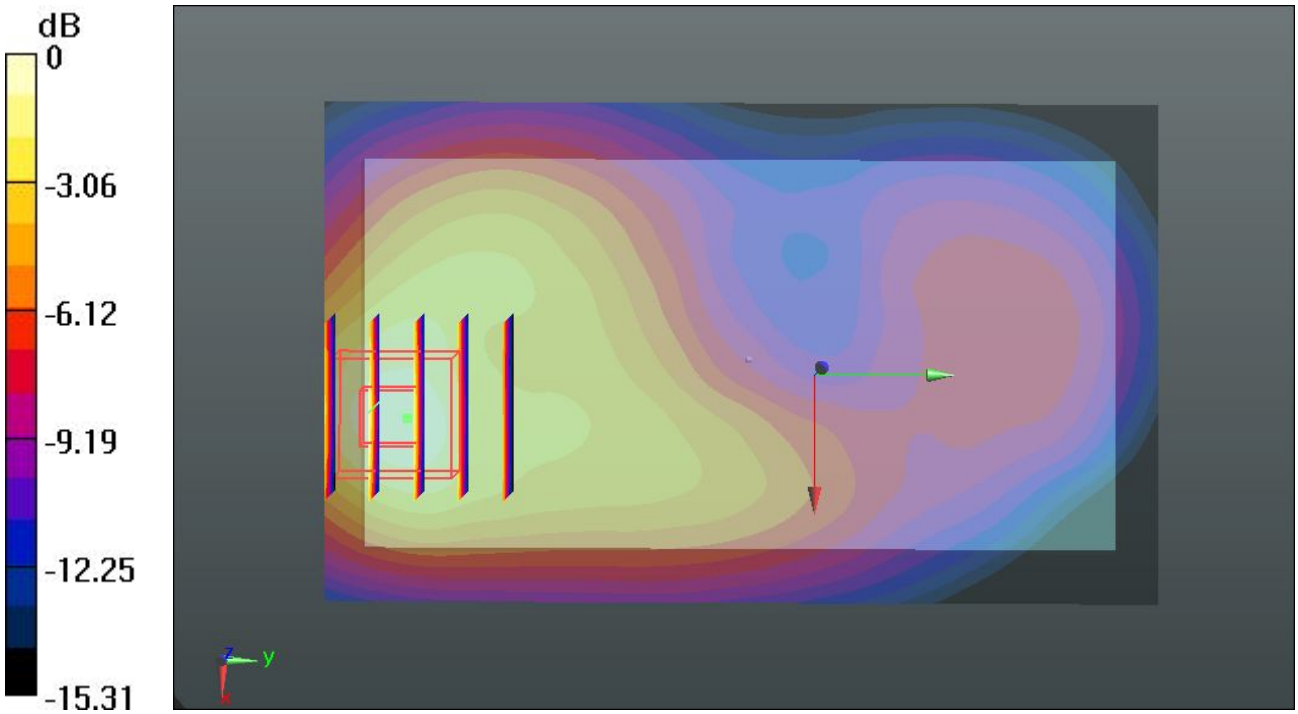

0 dB = 1.30 W/kg

33 GSM1900_GPRS(4 Tx slots)_Bottom Side_1cm_Ch512

DUT: 2D1808

Communication System: GPRS/EDGE12; Frequency: 1850.2 MHz;Duty Cycle: 1:2
Medium: MSL_1900_121228 Medium parameters used: f = 1850.2 MHz; σ = 1.47 mho/m; ε_r = 54.773; ρ = 1000 kg/m^3
Ambient Temperature：23.5 ℃; Liquid Temperature：21.5 ℃

DASY5 Configuration:
- Probe: EX3DV4 - SN3819; ConvF(7.67, 7.67, 7.67); Calibrated: 26.11.2012;
- Sensor-Surface: 2mm (Mechanical Surface Detection)
- Electronics: DAE4 Sn1303; Calibrated: 22.11.2012
- Phantom: SAM1; Type: QD000P40CD; Serial: TP:1670
- Measurement SW: DASY52, Version 52.8 (2); SEMCAD X Version 14.6.6 (6824)

Ch512/Area Scan (31x61x1): Interpolated grid: dx=15mm, dy=15mm
Maximum value of SAR (interpolated) = 1.49 W/kg

Ch512/Zoom Scan (5x5x7)/Cube 0: Measurement grid: dx=8mm, dy=8mm, dz=5mm
Reference Value = 33.524 V/m; Power Drift = -0.03 dB
Peak SAR (extrapolated) = 1.944 mW/g
SAR(1 g) = 1.16 mW/g; SAR(10 g) = 0.637 mW/g
Maximum value of SAR (measured) = 1.56 W/kg

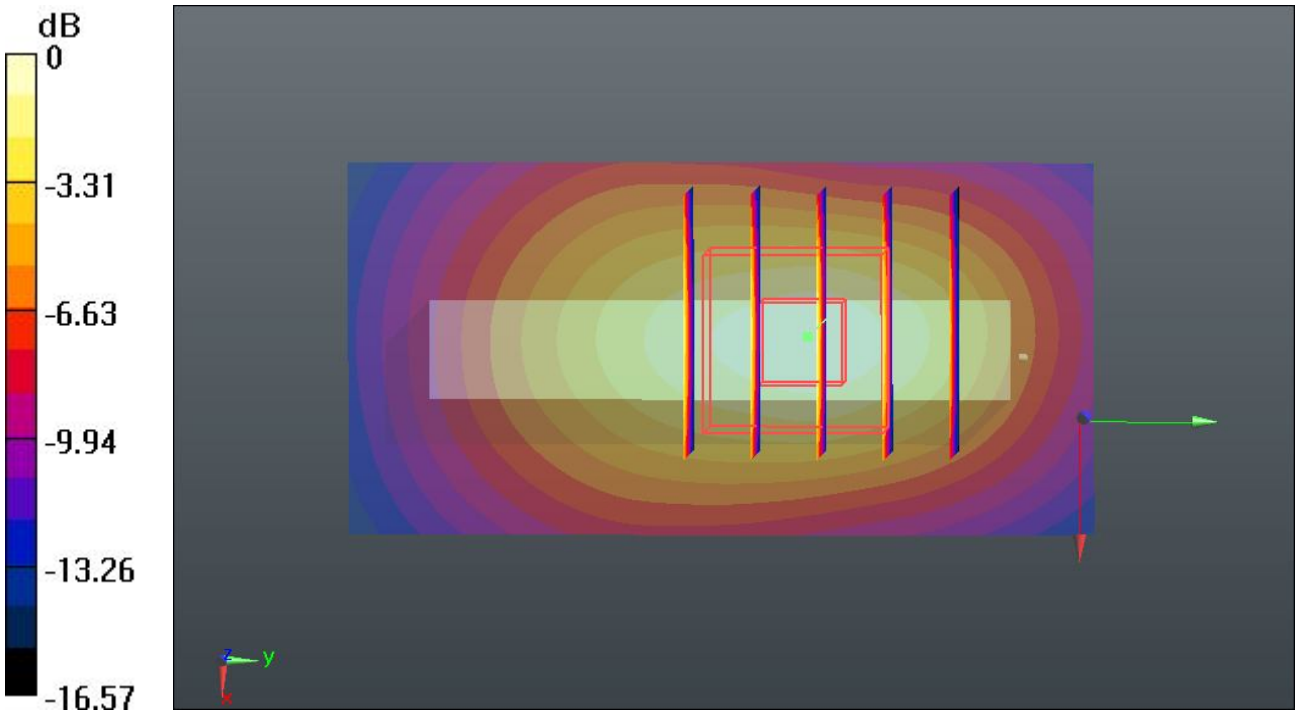

0 dB = 1.56 W/kg

34 GSM1900_GPRS(4 Tx slots)_Bottom Side_1cm_Ch810

DUT: 2D1808

Communication System: GPRS/EDGE12; Frequency: 1909.8 MHz;Duty Cycle: 1:2
Medium: MSL_1900_121228 Medium parameters used: f = 1910 MHz; σ = 1.54 mho/m; ε_r = 54.651; ρ = 1000 kg/m^3
Ambient Temperature：23.5 ℃; Liquid Temperature：21.5 ℃

DASY5 Configuration:
- Probe: EX3DV4 - SN3819; ConvF(7.67, 7.67, 7.67); Calibrated: 26.11.2012;
- Sensor-Surface: 2mm (Mechanical Surface Detection)
- Electronics: DAE4 Sn1303; Calibrated: 22.11.2012
- Phantom: SAM1; Type: QD000P40CD; Serial: TP:1670
- Measurement SW: DASY52, Version 52.8 (2); SEMCAD X Version 14.6.6 (6824)

Ch810/Area Scan (31x61x1): Interpolated grid: dx=15mm, dy=15mm
Maximum value of SAR (interpolated) = 1.67 W/kg

Ch810/Zoom Scan (5x5x7)/Cube 0: Measurement grid: dx=8mm, dy=8mm, dz=5mm
Reference Value = 34.598 V/m; Power Drift = 0.02 dB
Peak SAR (extrapolated) = 2.192 mW/g
SAR(1 g) = 1.27 mW/g; SAR(10 g) = 0.687 mW/g
Maximum value of SAR (measured) = 1.75 W/kg

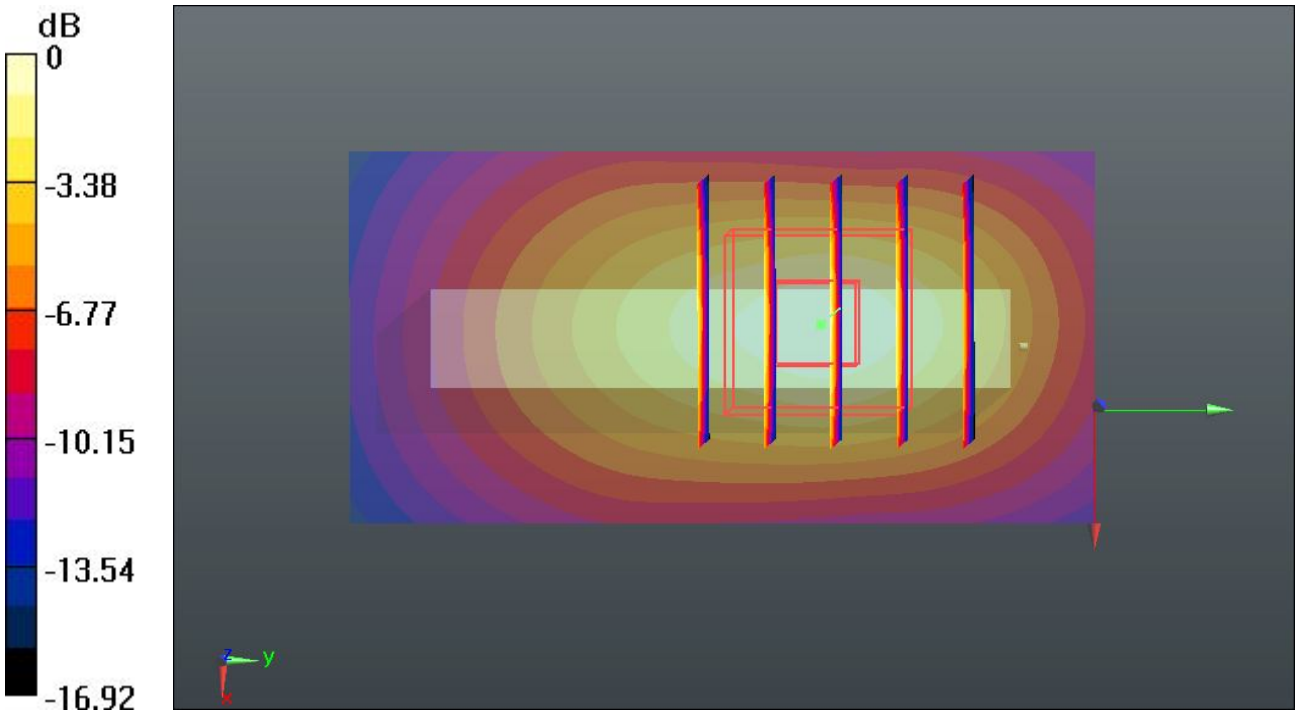

0 dB = 1.75 W/kg

Test Laboratory: Sporton International Inc. SAR/HAC Testing Lab Date: 28.12.2012

35 GSM1900_GSM_Back_1cm_Ch810_Headset

DUT: 2D1808

Communication System: Generic GSM; Frequency: 1909.8 MHz;Duty Cycle: 1:8.3
Medium: MSL_1900_121228 Medium parameters used: f = 1910 MHz; σ = 1.54 mho/m; ε_r = 54.651; ρ = 1000 kg/m^3
Ambient Temperature：23.5 ℃; Liquid Temperature：21.5 ℃

DASY5 Configuration:
- Probe: EX3DV4 - SN3819; ConvF(7.67, 7.67, 7.67); Calibrated: 26.11.2012;
- Sensor-Surface: 2mm (Mechanical Surface Detection)
- Electronics: DAE4 Sn1303; Calibrated: 22.11.2012
- Phantom: SAM1; Type: QD000P40CD; Serial: TP:1670
- Measurement SW: DASY52, Version 52.8 (2); SEMCAD X Version 14.6.6 (6824)

Ch810/Area Scan (61x111x1): Interpolated grid: dx=15mm, dy=15mm
Maximum value of SAR (interpolated) = 1.00 W/kg

Ch810/Zoom Scan (5x5x7)/Cube 0: Measurement grid: dx=8mm, dy=8mm, dz=5mm
Reference Value = 25.685 V/m; Power Drift = 0.03 dB
Peak SAR (extrapolated) = 1.218 mW/g
SAR(1 g) = 0.705 mW/g; SAR(10 g) = 0.382 mW/g
Maximum value of SAR (measured) = 0.988 W/kg

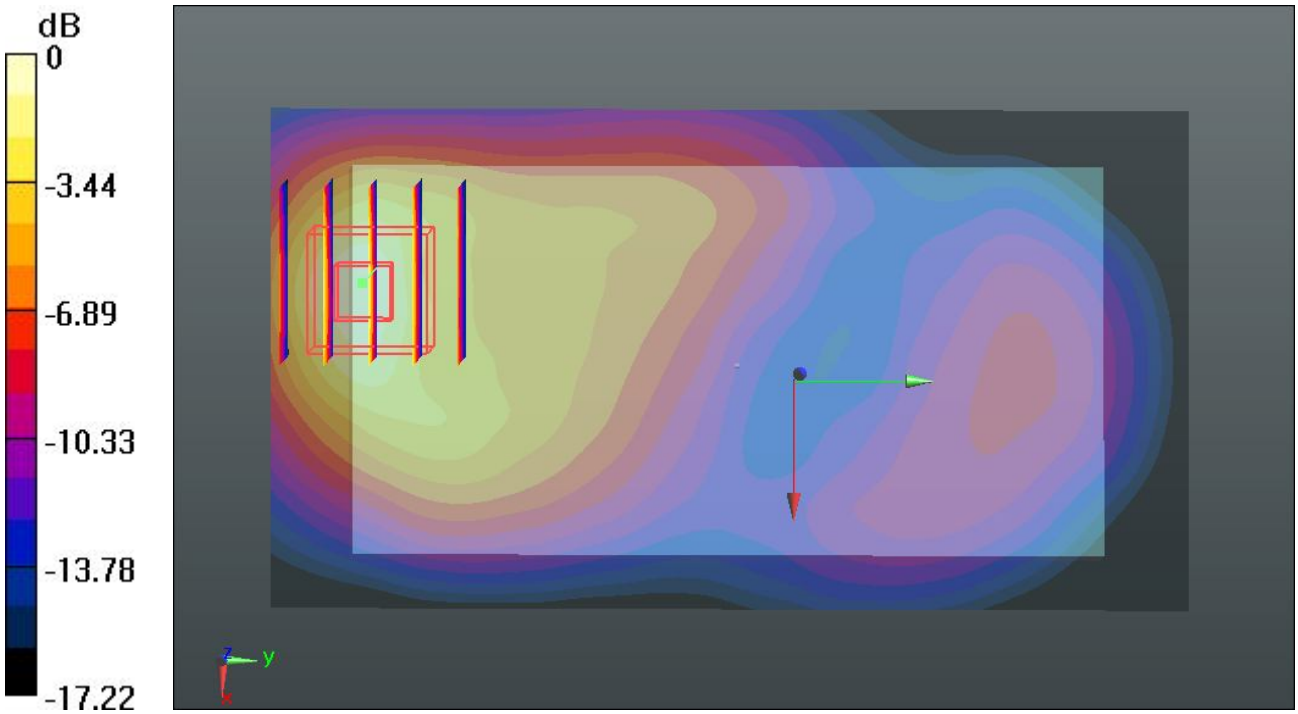

0 dB = 0.988 W/kg

Test Laboratory: Sporton International Inc. SAR/HAC Testing Lab Date: 29.12.2012

52 WCDMA Band V_RMC 12.2K_Front_1cm_Ch4233

DUT: 2D1808

Communication System: UMTS; Frequency: 846.6 MHz;Duty Cycle: 1:1
Medium: MSL_835_121229 Medium parameters used: f = 847 MHz; σ = 0.982 mho/m; ε_r = 55.892; ρ = 1000 kg/m^3
Ambient Temperature：23.4 ℃； Liquid Temperature：21.7 ℃

DASY5 Configuration:
- Probe: EX3DV4 - SN3819; ConvF(9.5, 9.5, 9.5); Calibrated: 26.11.2012;
- Sensor-Surface: 2mm (Mechanical Surface Detection)
- Electronics: DAE4 Sn1303; Calibrated: 22.11.2012
- Phantom: SAM1; Type: QD000P40CD; Serial: TP:1670
- Measurement SW: DASY52, Version 52.8 (2); SEMCAD X Version 14.6.6 (6824)

Ch4233/Area Scan (61x111x1): Interpolated grid: dx=15mm, dy=15mm
Maximum value of SAR (interpolated) = 0.740 W/kg

Ch4233/Zoom Scan (5x5x7)/Cube 0: Measurement grid: dx=8mm, dy=8mm, dz=5mm
Reference Value = 28.259 V/m; Power Drift = -0.01 dB
Peak SAR (extrapolated) = 0.819 mW/g
SAR(1 g) = 0.664 mW/g; SAR(10 g) = 0.519 mW/g
Maximum value of SAR (measured) = 0.751 W/kg

Ch4233/Zoom Scan (5x5x7)/Cube 1: Measurement grid: dx=8mm, dy=8mm, dz=5mm
Reference Value = 28.259 V/m; Power Drift = -0.01 dB
Peak SAR (extrapolated) = 0.822 mW/g
SAR(1 g) = 0.659 mW/g; SAR(10 g) = 0.504 mW/g
Maximum value of SAR (measured) = 0.748 W/kg

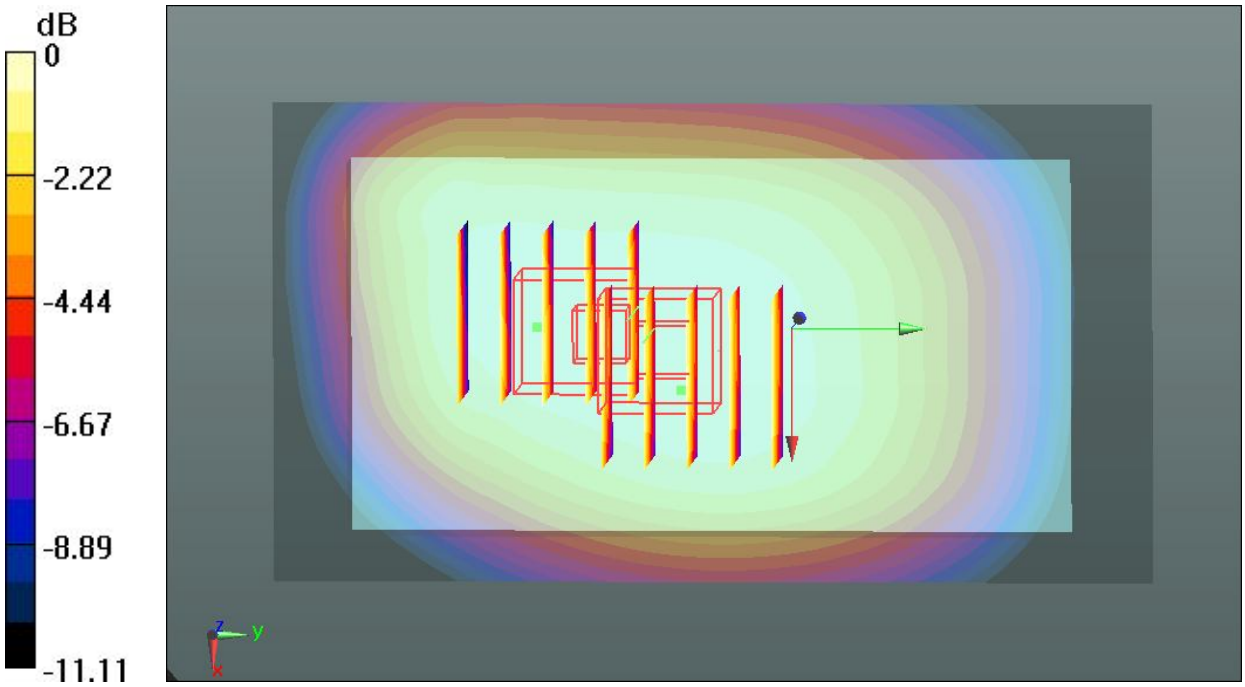

0 dB = 0.748 W/kg

Test Laboratory: Sporton International Inc. SAR/HAC Testing Lab Date: 29.12.2012

53 WCDMA Band V_RMC 12.2K_Back_1cm_Ch4233

DUT: 2D1808

Communication System: UMTS; Frequency: 846.6 MHz;Duty Cycle: 1:1
Medium: MSL_835_121229 Medium parameters used: f = 847 MHz; σ = 0.982 mho/m; ε_r = 55.892; ρ = 1000 kg/m^3
Ambient Temperature：23.4 ℃; Liquid Temperature：21.7 ℃

DASY5 Configuration:
- Probe: EX3DV4 - SN3819; ConvF(9.5, 9.5, 9.5); Calibrated: 26.11.2012;
- Sensor-Surface: 2mm (Mechanical Surface Detection)
- Electronics: DAE4 Sn1303; Calibrated: 22.11.2012
- Phantom: SAM1; Type: QD000P40CD; Serial: TP:1670
- Measurement SW: DASY52, Version 52.8 (2); SEMCAD X Version 14.6.6 (6824)

Ch4233/Area Scan (61x111x1): Interpolated grid: dx=15mm, dy=15mm
Maximum value of SAR (interpolated) = 0.816 W/kg

Ch4233/Zoom Scan (5x5x7)/Cube 0: Measurement grid: dx=8mm, dy=8mm, dz=5mm
Reference Value = 29.834 V/m; Power Drift = -0.01 dB
Peak SAR (extrapolated) = 0.932 mW/g
SAR(1 g) = 0.718 mW/g; SAR(10 g) = 0.534 mW/g
Maximum value of SAR (measured) = 0.830 W/kg

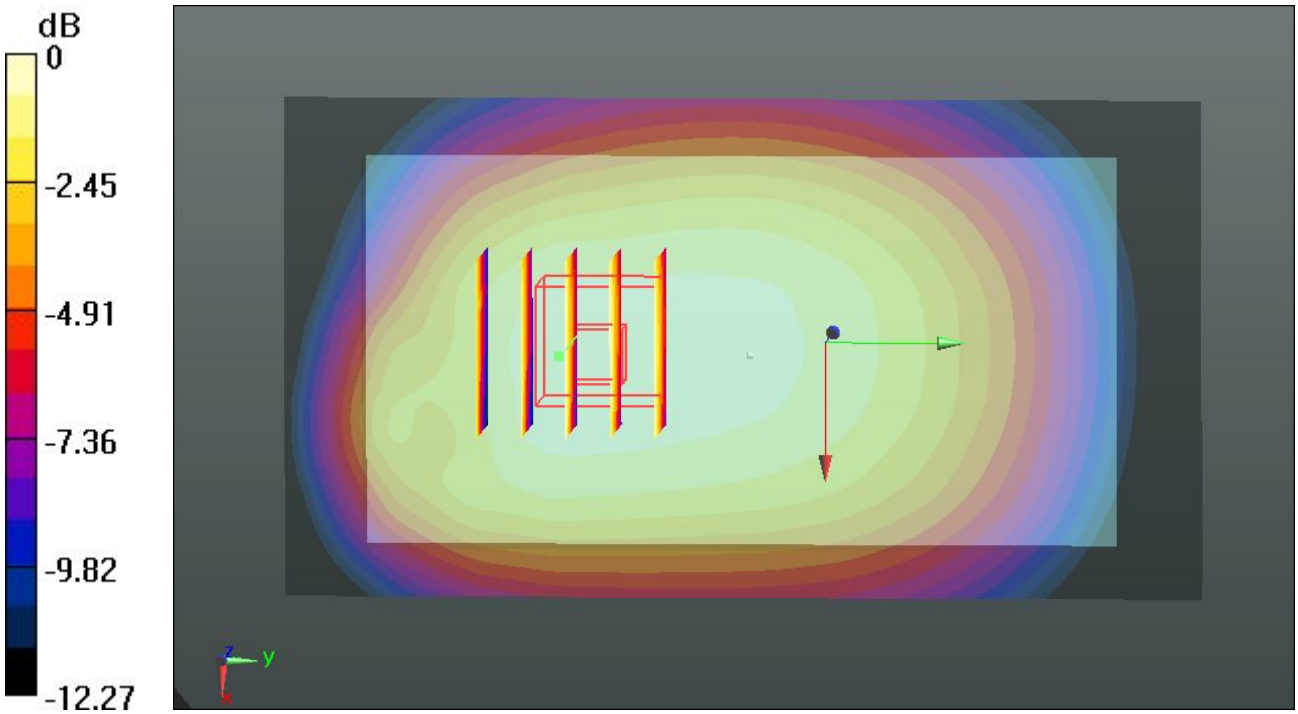

0 dB = 0.830 W/kg

Test Laboratory: Sporton International Inc. SAR/HAC Testing Lab Date: 29.12.2012

54 WCDMA Band V_RMC 12.2K_Left Slide_1cm_Ch4233

DUT: 2D1808

Communication System: UMTS; Frequency: 846.6 MHz;Duty Cycle: 1:1
Medium: MSL_835_121229 Medium parameters used: f = 847 MHz; σ = 0.982 mho/m; ε_r = 55.892; ρ = 1000 kg/m^3
Ambient Temperature：23.4 ℃; Liquid Temperature：21.7 ℃

DASY5 Configuration:
- Probe: EX3DV4 - SN3819; ConvF(9.5, 9.5, 9.5); Calibrated: 26.11.2012;
- Sensor-Surface: 2mm (Mechanical Surface Detection)
- Electronics: DAE4 Sn1303; Calibrated: 22.11.2012
- Phantom: SAM1; Type: QD000P40CD; Serial: TP:1670
- Measurement SW: DASY52, Version 52.8 (2); SEMCAD X Version 14.6.6 (6824)

Ch4233/Area Scan (41x101x1): Interpolated grid: dx=15mm, dy=15mm
Maximum value of SAR (interpolated) = 0.565 W/kg

Ch4233/Zoom Scan (5x5x7)/Cube 0: Measurement grid: dx=8mm, dy=8mm, dz=5mm
Reference Value = 24.614 V/m; Power Drift = -0.02 dB
Peak SAR (extrapolated) = 0.651 mW/g
SAR(1 g) = 0.462 mW/g; SAR(10 g) = 0.319 mW/g
Maximum value of SAR (measured) = 0.565 W/kg

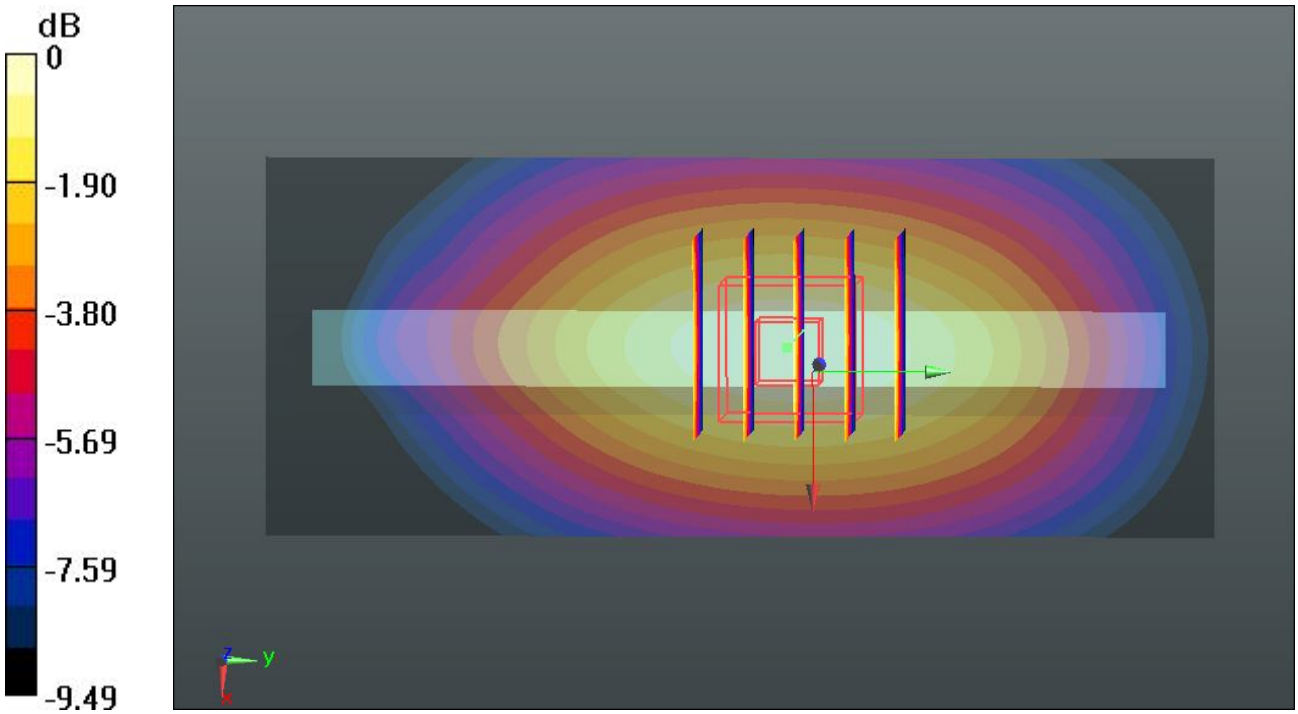

0 dB = 0.565 W/kg

Test Laboratory: Sporton International Inc. SAR/HAC Testing Lab Date: 29.12.2012

56 WCDMA Band V_RMC 12.2K_Bottom Side_1cm_Ch4233

DUT: 2D1808

Communication System: UMTS; Frequency: 846.6 MHz;Duty Cycle: 1:1
Medium: MSL_835_121229 Medium parameters used: f = 847 MHz; σ = 0.982 mho/m; ε_r = 55.892; ρ = 1000 kg/m^3
Ambient Temperature：23.4 ℃; Liquid Temperature：21.7 ℃

DASY5 Configuration:
- Probe: EX3DV4 - SN3819; ConvF(9.5, 9.5, 9.5); Calibrated: 26.11.2012;
- Sensor-Surface: 2mm (Mechanical Surface Detection)
- Electronics: DAE4 Sn1303; Calibrated: 22.11.2012
- Phantom: SAM1; Type: QD000P40CD; Serial: TP:1670
- Measurement SW: DASY52, Version 52.8 (2); SEMCAD X Version 14.6.6 (6824)

Ch4233/Area Scan (41x61x1): Interpolated grid: dx=15mm, dy=15mm
Maximum value of SAR (interpolated) = 0.339 W/kg

Ch4233/Zoom Scan (5x5x7)/Cube 0: Measurement grid: dx=8mm, dy=8mm, dz=5mm
Reference Value = 18.826 V/m; Power Drift = 0.01 dB
Peak SAR (extrapolated) = 0.400 mW/g
SAR(1 g) = 0.259 mW/g; SAR(10 g) = 0.165 mW/g
Maximum value of SAR (measured) = 0.334 W/kg

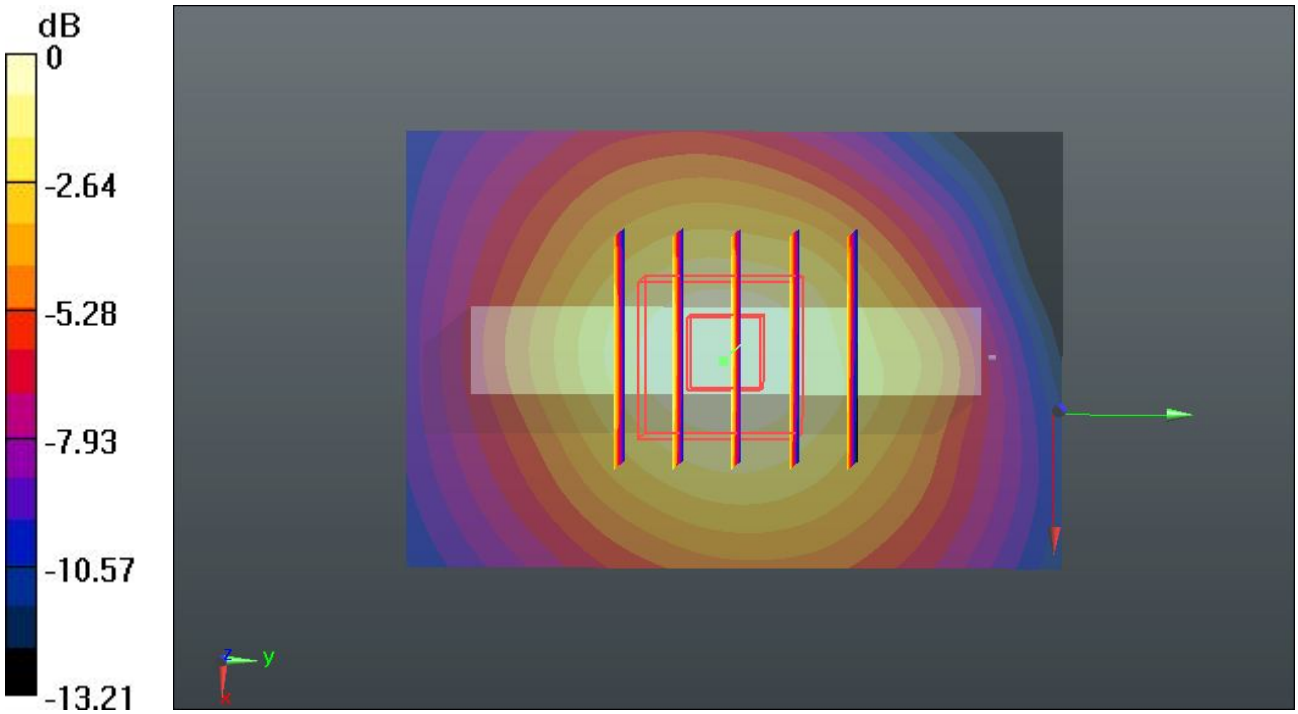

0 dB = 0.334 W/kg

Test Laboratory: Sporton International Inc. SAR/HAC Testing Lab Date: 29.12.2012

57 WCDMA Band V_RMC 12.2K_Back_1cm_Ch4132

DUT: 2D1808

Communication System: UMTS; Frequency: 826.4 MHz;Duty Cycle: 1:1
Medium: MSL_835_121229 Medium parameters used: f = 826.4 MHz; σ = 0.963 mho/m; ε_r = 56.075; ρ = 1000 kg/m^3
Ambient Temperature：23.4 ℃; Liquid Temperature：21.7 ℃

DASY5 Configuration:
- Probe: EX3DV4 - SN3819; ConvF(9.5, 9.5, 9.5); Calibrated: 26.11.2012;
- Sensor-Surface: 2mm (Mechanical Surface Detection)
- Electronics: DAE4 Sn1303; Calibrated: 22.11.2012
- Phantom: SAM1; Type: QD000P40CD; Serial: TP:1670
- Measurement SW: DASY52, Version 52.8 (2); SEMCAD X Version 14.6.6 (6824)

Ch4132/Area Scan (61x111x1): Interpolated grid: dx=15mm, dy=15mm
Maximum value of SAR (interpolated) = 0.739 W/kg

Ch4132/Zoom Scan (5x5x7)/Cube 0: Measurement grid: dx=8mm, dy=8mm, dz=5mm
Reference Value = 28.773 V/m; Power Drift = -0.01 dB
Peak SAR (extrapolated) = 0.849 mW/g
SAR(1 g) = 0.655 mW/g; SAR(10 g) = 0.492 mW/g
Maximum value of SAR (measured) = 0.757 W/kg

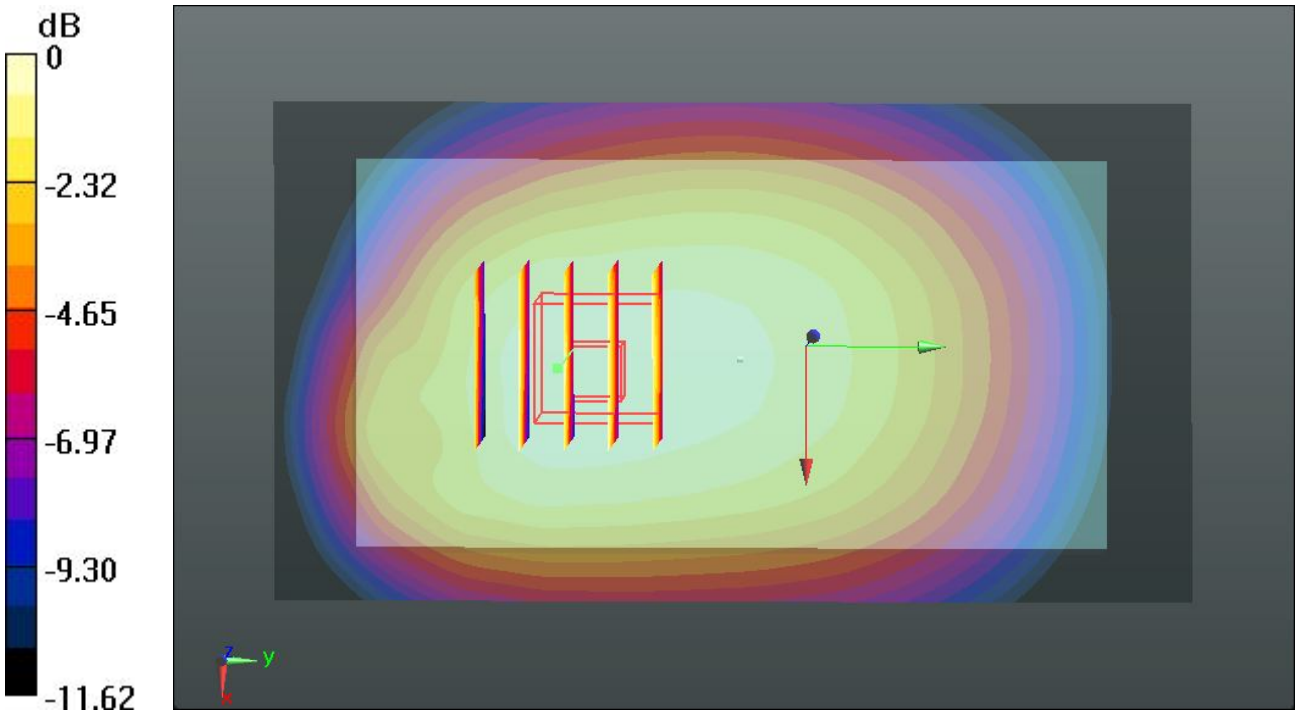

0 dB = 0.757 W/kg

Test Laboratory: Sporton International Inc. SAR/HAC Testing Lab Date: 29.12.2012

58 WCDMA Band V_RMC 12.2K_Back_1cm_Ch4182

DUT: 2D1808

Communication System: UMTS; Frequency: 836.4 MHz;Duty Cycle: 1:1
Medium: MSL_835_121229 Medium parameters used: f = 836.4 MHz; σ = 0.972 mho/m; ε_r = 55.991; ρ = 1000 kg/m^3
Ambient Temperature：23.4 ℃; Liquid Temperature：21.7 ℃

DASY5 Configuration:
- Probe: EX3DV4 - SN3819; ConvF(9.5, 9.5, 9.5); Calibrated: 26.11.2012;
- Sensor-Surface: 2mm (Mechanical Surface Detection)
- Electronics: DAE4 Sn1303; Calibrated: 22.11.2012
- Phantom: SAM1; Type: QD000P40CD; Serial: TP:1670
- Measurement SW: DASY52, Version 52.8 (2); SEMCAD X Version 14.6.6 (6824)

Ch4182/Area Scan (61x111x1): Interpolated grid: dx=15mm, dy=15mm
Maximum value of SAR (interpolated) = 0.822 W/kg

Ch4182/Zoom Scan (5x5x7)/Cube 0: Measurement grid: dx=8mm, dy=8mm, dz=5mm
Reference Value = 30.227 V/m; Power Drift = -0.02 dB
Peak SAR (extrapolated) = 0.939 mW/g
SAR(1 g) = 0.727 mW/g; SAR(10 g) = 0.546 mW/g
Maximum value of SAR (measured) = 0.843 W/kg

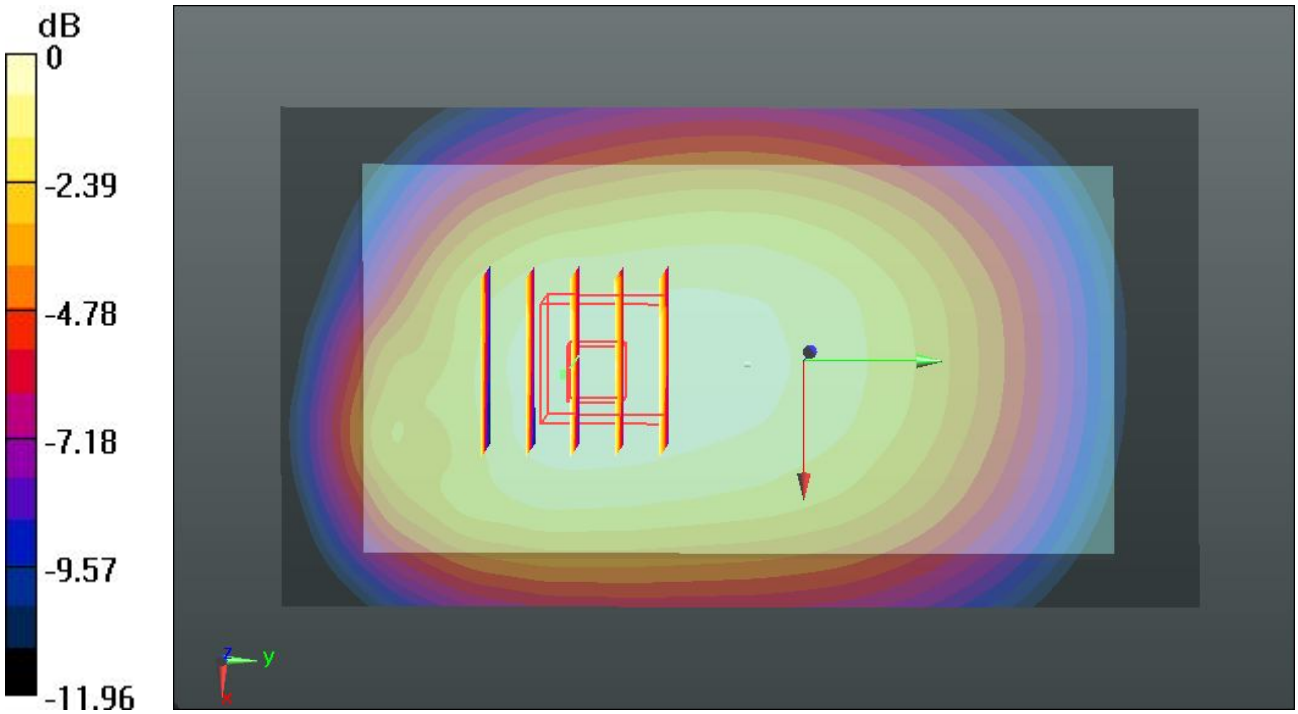

0 dB = 0.843 W/kg

Test Laboratory: Sporton International Inc. SAR/HAC Testing Lab Date: 29.12.2012

58 WCDMA V_RMC 12.2K_Back_1cm_Ch4182_2D

DUT: 2D1808

Communication System: UMTS; Frequency: 836.4 MHz;Duty Cycle: 1:1
Medium: MSL_835_121229 Medium parameters used: f = 836.4 MHz; σ = 0.972 mho/m; ε_r = 55.991; ρ = 1000 kg/m^3
Ambient Temperature：23.4 ℃; Liquid Temperature：21.7 ℃

DASY5 Configuration:
- Probe: EX3DV4 - SN3819; ConvF(9.5, 9.5, 9.5); Calibrated: 26.11.2012;
- Sensor-Surface: 2mm (Mechanical Surface Detection)
- Electronics: DAE4 Sn1303; Calibrated: 22.11.2012
- Phantom: SAM1; Type: QD000P40CD; Serial: TP:1670
- Measurement SW: DASY52, Version 52.8 (2); SEMCAD X Version 14.6.6 (6824)

Ch4182/Area Scan (61x111x1): Interpolated grid: dx=15mm, dy=15mm
Maximum value of SAR (interpolated) = 0.822 W/kg

Ch4182/Zoom Scan (5x5x7)/Cube 0: Measurement grid: dx=8mm, dy=8mm, dz=5mm
Reference Value = 30.227 V/m; Power Drift = -0.02 dB
Peak SAR (extrapolated) = 0.939 mW/g
SAR(1 g) = 0.727 mW/g; SAR(10 g) = 0.546 mW/g
Maximum value of SAR (measured) = 0.843 W/kg

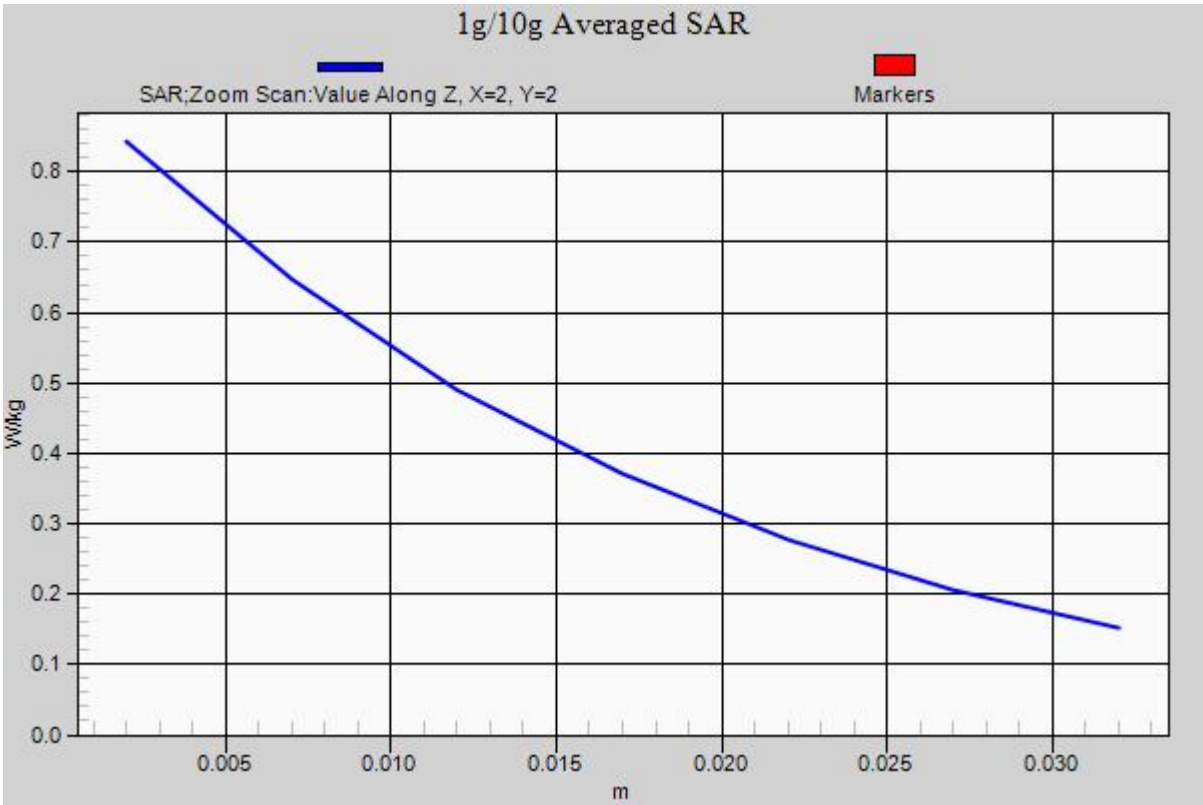

Test Laboratory: Sporton International Inc. SAR/HAC Testing Lab Date: 28.12.2012

09 WCDMA Band II_RMC 12.2K_Front_1cm_Ch9400

DUT: 2D1808

Communication System: UMTS; Frequency: 1880 MHz;Duty Cycle: 1:1
Medium: MSL_1900_121228 Medium parameters used: f = 1880 MHz; σ = 1.509 mho/m; ε_r = 54.703; ρ = 1000 kg/m^3
Ambient Temperature：23.5 ℃; Liquid Temperature：21.5 ℃

DASY5 Configuration:
- Probe: EX3DV4 - SN3819; ConvF(7.67, 7.67, 7.67); Calibrated: 26.11.2012;
- Sensor-Surface: 2mm (Mechanical Surface Detection)
- Electronics: DAE4 Sn1303; Calibrated: 22.11.2012
- Phantom: SAM1; Type: QD000P40CD; Serial: TP:1670
- Measurement SW: DASY52, Version 52.8 (2); SEMCAD X Version 14.6.6 (6824)

Ch9400/Area Scan (61x101x1): Interpolated grid: dx=15mm, dy=15mm
Maximum value of SAR (interpolated) = 1.55 W/kg

Ch9400/Zoom Scan (5x5x7)/Cube 0: Measurement grid: dx=8mm, dy=8mm, dz=5mm
Reference Value = 33.207 V/m; Power Drift = -0.01 dB
Peak SAR (extrapolated) = 2.168 mW/g
SAR(1 g) = 1.29 mW/g; SAR(10 g) = 0.709 mW/g
Maximum value of SAR (measured) = 1.66 W/kg

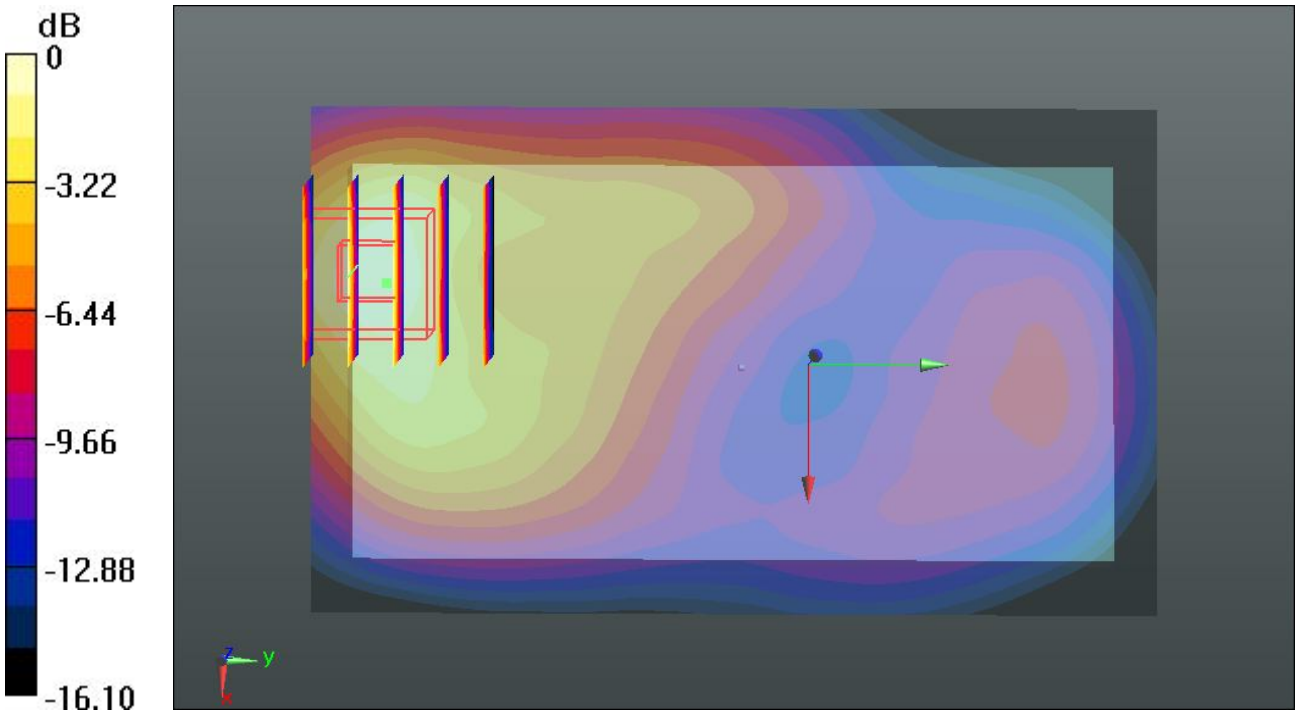

0 dB = 1.66 W/kg

Test Laboratory: Sporton International Inc. SAR/HAC Testing Lab Date: 28.12.2012

09 WCDMA Band II_RMC 12.2K_Front_1cm_Ch9400_2D

DUT: 2D1808

Communication System: UMTS; Frequency: 1880 MHz;Duty Cycle: 1:1
Medium: MSL_1900_121228 Medium parameters used: f = 1880 MHz; σ = 1.509 mho/m; ε_r = 54.703; ρ = 1000 kg/m^3
Ambient Temperature：23.5 ℃; Liquid Temperature：21.5 ℃

DASY5 Configuration:
- Probe: EX3DV4 - SN3819; ConvF(7.67, 7.67, 7.67); Calibrated: 26.11.2012;
- Sensor-Surface: 2mm (Mechanical Surface Detection)
- Electronics: DAE4 Sn1303; Calibrated: 22.11.2012
- Phantom: SAM1; Type: QD000P40CD; Serial: TP:1670
- Measurement SW: DASY52, Version 52.8 (2); SEMCAD X Version 14.6.6 (6824)

Ch9400/Area Scan (61x101x1): Interpolated grid: dx=15mm, dy=15mm
Maximum value of SAR (interpolated) = 1.55 W/kg

Ch9400/Zoom Scan (5x5x7)/Cube 0: Measurement grid: dx=8mm, dy=8mm, dz=5mm
Reference Value = 33.207 V/m; Power Drift = -0.01 dB
Peak SAR (extrapolated) = 2.168 mW/g
SAR(1 g) = 1.29 mW/g; SAR(10 g) = 0.709 mW/g
Maximum value of SAR (measured) = 1.66 W/kg

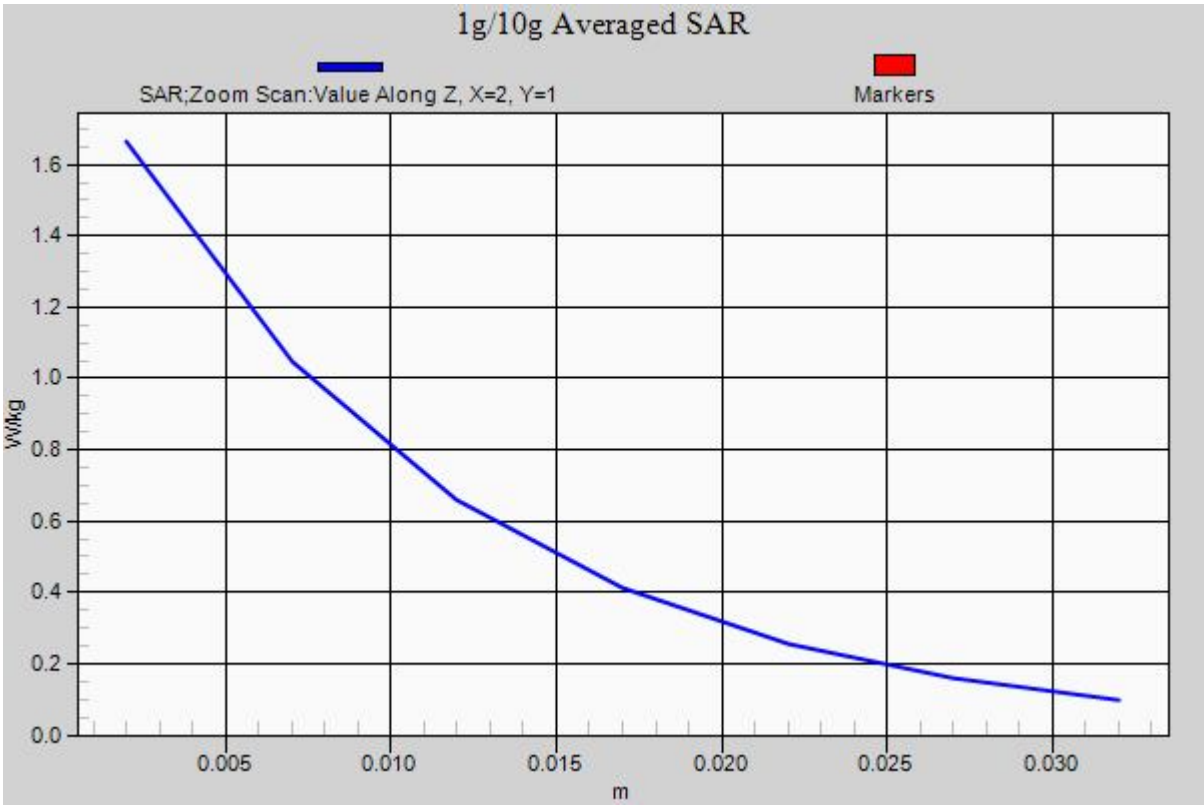

23 WCDMA Band II_RMC 12.2K_Front_1cm_Ch9400_Repeat SAR

DUT: 2D1808

Communication System: UMTS; Frequency: 1880 MHz;Duty Cycle: 1:1
Medium: MSL_1900_121228 Medium parameters used: f = 1880 MHz; σ = 1.509 mho/m; ε_r = 54.703; ρ = 1000 kg/m^3
Ambient Temperature：23.5 ℃; Liquid Temperature：21.5 ℃

DASY5 Configuration:
- Probe: EX3DV4 - SN3819; ConvF(7.67, 7.67, 7.67); Calibrated: 26.11.2012;
- Sensor-Surface: 2mm (Mechanical Surface Detection)
- Electronics: DAE4 Sn1303; Calibrated: 22.11.2012
- Phantom: SAM1; Type: QD000P40CD; Serial: TP:1670
- Measurement SW: DASY52, Version 52.8 (2); SEMCAD X Version 14.6.6 (6824)

Ch9400/Area Scan (61x101x1): Interpolated grid: dx=15mm, dy=15mm
Maximum value of SAR (interpolated) = 1.54 W/kg

Ch9400/Zoom Scan (5x5x7)/Cube 0: Measurement grid: dx=8mm, dy=8mm, dz=5mm
Reference Value = 33.255 V/m; Power Drift = -0.01 dB
Peak SAR (extrapolated) = 2.021 mW/g
SAR(1 g) = 1.21 mW/g; SAR(10 g) = 0.667 mW/g
Maximum value of SAR (measured) = 1.55 W/kg

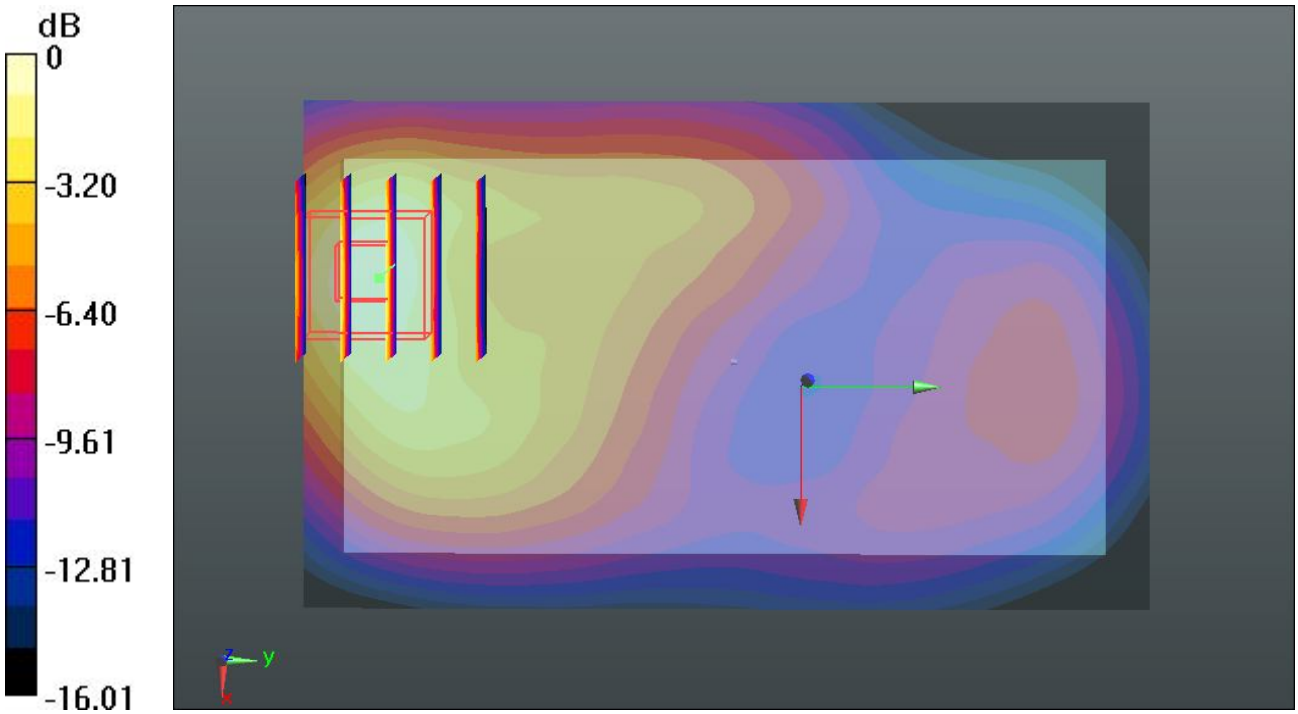

0 dB = 1.55 W/kg

Test Laboratory: Sporton International Inc. SAR/HAC Testing Lab Date: 28.12.2012

10 WCDMA Band II_RMC 12.2K_Back_1cm_Ch9400

DUT: 2D1808

Communication System: UMTS; Frequency: 1880 MHz;Duty Cycle: 1:1
Medium: MSL_1900_121228 Medium parameters used: f = 1880 MHz; σ = 1.509 mho/m; ε_r = 54.703; ρ = 1000 kg/m^3
Ambient Temperature：23.5 ℃; Liquid Temperature：21.5 ℃

DASY5 Configuration:
- Probe: EX3DV4 - SN3819; ConvF(7.67, 7.67, 7.67); Calibrated: 26.11.2012;
- Sensor-Surface: 2mm (Mechanical Surface Detection)
- Electronics: DAE4 Sn1303; Calibrated: 22.11.2012
- Phantom: SAM1; Type: QD000P40CD; Serial: TP:1670
- Measurement SW: DASY52, Version 52.8 (2); SEMCAD X Version 14.6.6 (6824)

Ch9400/Area Scan (61x101x1): Interpolated grid: dx=15mm, dy=15mm
Maximum value of SAR (interpolated) = 1.18 W/kg

Ch9400/Zoom Scan (5x5x7)/Cube 0: Measurement grid: dx=8mm, dy=8mm, dz=5mm
Reference Value = 27.010 V/m; Power Drift = -0.02 dB
Peak SAR (extrapolated) = 1.472 mW/g
SAR(1 g) = 0.910 mW/g; SAR(10 g) = 0.527 mW/g
Maximum value of SAR (measured) = 1.21 W/kg

Ch9400/Zoom Scan (5x5x7)/Cube 1: Measurement grid: dx=8mm, dy=8mm, dz=5mm
Reference Value = 27.010 V/m; Power Drift = -0.02 dB
Peak SAR (extrapolated) = 1.232 mW/g
SAR(1 g) = 0.651 mW/g; SAR(10 g) = 0.413 mW/g
Maximum value of SAR (measured) = 1.05 W/kg

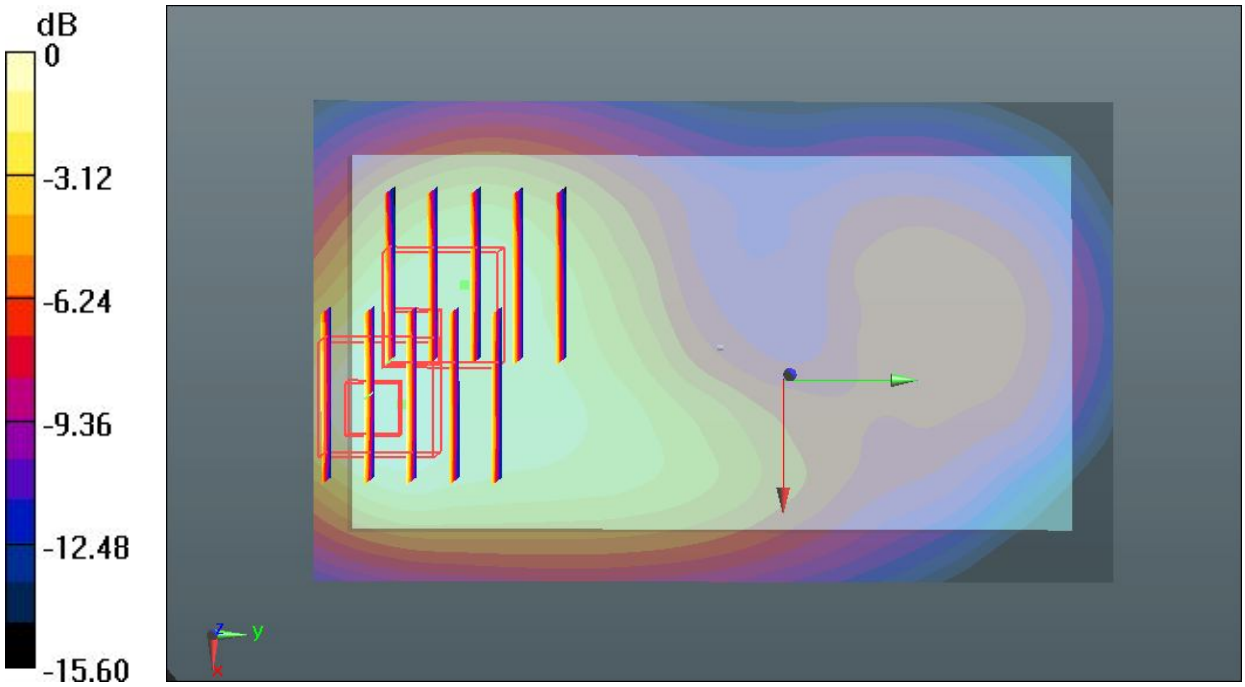

0 dB = 1.05 W/kg

11 WCDMA Band II_RMC 12.2K_Left Side_1cm_Ch9400

DUT: 2D1808

Communication System: UMTS; Frequency: 1880 MHz;Duty Cycle: 1:1
Medium: MSL_1900_121228 Medium parameters used: f = 1880 MHz; σ = 1.509 mho/m; ε_r = 54.703; ρ = 1000 kg/m^3
Ambient Temperature：23.5 ℃； Liquid Temperature：21.5 ℃

DASY5 Configuration:
- Probe: EX3DV4 - SN3819; ConvF(7.67, 7.67, 7.67); Calibrated: 26.11.2012;
- Sensor-Surface: 2mm (Mechanical Surface Detection)
- Electronics: DAE4 Sn1303; Calibrated: 22.11.2012
- Phantom: SAM1; Type: QD000P40CD; Serial: TP:1670
- Measurement SW: DASY52, Version 52.8 (2); SEMCAD X Version 14.6.6 (6824)

Ch9400/Area Scan (31x111x1): Interpolated grid: dx=15mm, dy=15mm
Maximum value of SAR (interpolated) = 0.267 W/kg

Ch9400/Zoom Scan (5x5x7)/Cube 0: Measurement grid: dx=8mm, dy=8mm, dz=5mm
Reference Value = 13.719 V/m; Power Drift = -0.02 dB
Peak SAR (extrapolated) = 0.334 mW/g
SAR(1 g) = 0.208 mW/g; SAR(10 g) = 0.124 mW/g
Maximum value of SAR (measured) = 0.274 W/kg

Ch9400/Zoom Scan (5x5x7)/Cube 1: Measurement grid: dx=8mm, dy=8mm, dz=5mm
Reference Value = 13.719 V/m; Power Drift = -0.02 dB
Peak SAR (extrapolated) = 0.308 mW/g
SAR(1 g) = 0.193 mW/g; SAR(10 g) = 0.118 mW/g
Maximum value of SAR (measured) = 0.252 W/kg

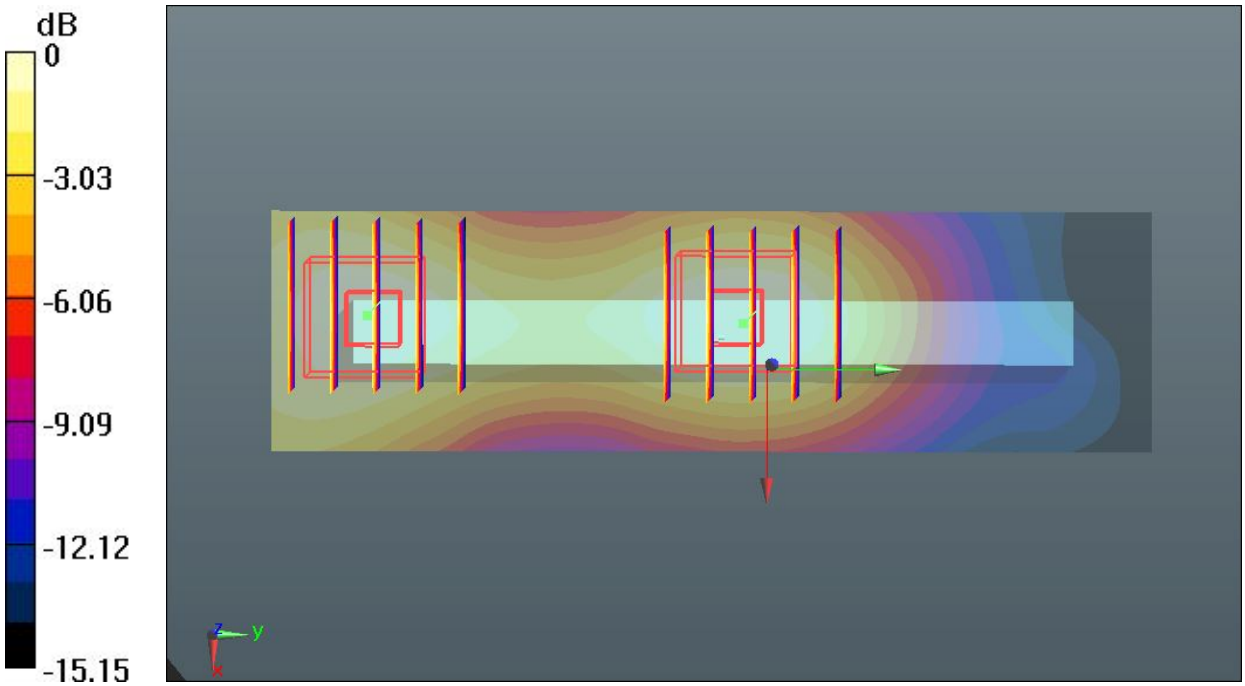

0 dB = 0.252 W/kg

Test Laboratory: Sporton International Inc. SAR/HAC Testing Lab Date: 28.12.2012

13 WCDMA Band II_RMC 12.2K_Bottom Side_1cm_Ch9400

DUT: 2D1808

Communication System: UMTS; Frequency: 1880 MHz;Duty Cycle: 1:1
Medium: MSL_1900_121228 Medium parameters used: f = 1880 MHz; σ = 1.509 mho/m; ε_r = 54.703; ρ = 1000 kg/m^3
Ambient Temperature：23.5 ℃; Liquid Temperature：21.5 ℃

DASY5 Configuration:
- Probe: EX3DV4 - SN3819; ConvF(7.67, 7.67, 7.67); Calibrated: 26.11.2012;
- Sensor-Surface: 2mm (Mechanical Surface Detection)
- Electronics: DAE4 Sn1303; Calibrated: 22.11.2012
- Phantom: SAM1; Type: QD000P40CD; Serial: TP:1670
- Measurement SW: DASY52, Version 52.8 (2); SEMCAD X Version 14.6.6 (6824)

Ch9400/Area Scan (31x61x1): Interpolated grid: dx=15mm, dy=15mm
Maximum value of SAR (interpolated) = 1.63 W/kg

Ch9400/Zoom Scan (5x5x7)/Cube 0: Measurement grid: dx=8mm, dy=8mm, dz=5mm
Reference Value = 34.519 V/m; Power Drift = -0.04 dB
Peak SAR (extrapolated) = 2.129 mW/g
SAR(1 g) = 1.25 mW/g; SAR(10 g) = 0.682 mW/g
Maximum value of SAR (measured) = 1.70 W/kg

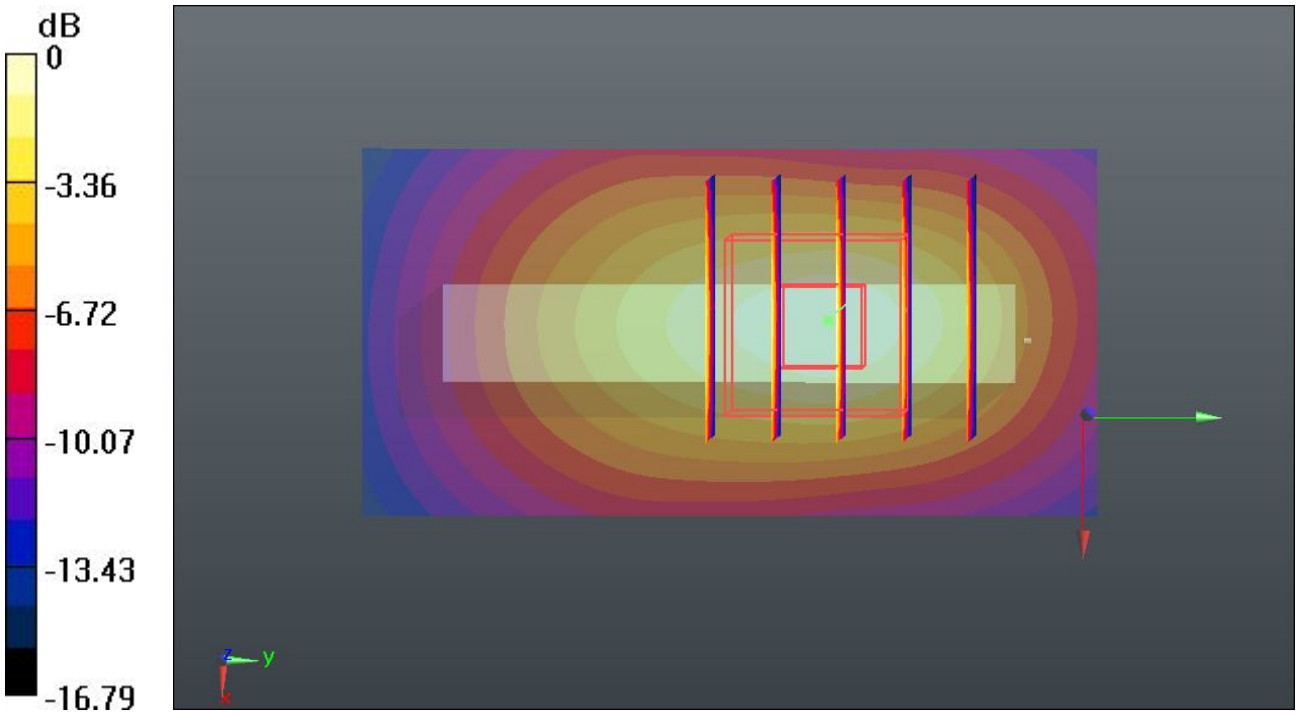

0 dB = 1.70 W/kg

Test Laboratory: Sporton International Inc. SAR/HAC Testing Lab Date: 28.12.2012

14 WCDMA Band II_RMC 12.2K_Front_1cm_Ch9262

DUT: 2D1808

Communication System: UMTS; Frequency: 1852.4 MHz;Duty Cycle: 1:1
Medium: MSL_1900_121228 Medium parameters used: f = 1852.4 MHz; σ = 1.473 mho/m; ε_r = 54.765; ρ = 1000 kg/m^3
Ambient Temperature：23.5 ℃; Liquid Temperature：21.5 ℃

DASY5 Configuration:
- Probe: EX3DV4 - SN3819; ConvF(7.67, 7.67, 7.67); Calibrated: 26.11.2012;
- Sensor-Surface: 2mm (Mechanical Surface Detection)
- Electronics: DAE4 Sn1303; Calibrated: 22.11.2012
- Phantom: SAM1; Type: QD000P40CD; Serial: TP:1670
- Measurement SW: DASY52, Version 52.8 (2); SEMCAD X Version 14.6.6 (6824)

Ch9262/Area Scan (61x101x1): Interpolated grid: dx=15mm, dy=15mm
Maximum value of SAR (interpolated) = 1.42 W/kg

Ch9262/Zoom Scan (5x5x7)/Cube 0: Measurement grid: dx=8mm, dy=8mm, dz=5mm
Reference Value = 31.433 V/m; Power Drift = -0.01 dB
Peak SAR (extrapolated) = 1.849 mW/g
SAR(1 g) = 1.12 mW/g; SAR(10 g) = 0.625 mW/g
Maximum value of SAR (measured) = 1.43 W/kg

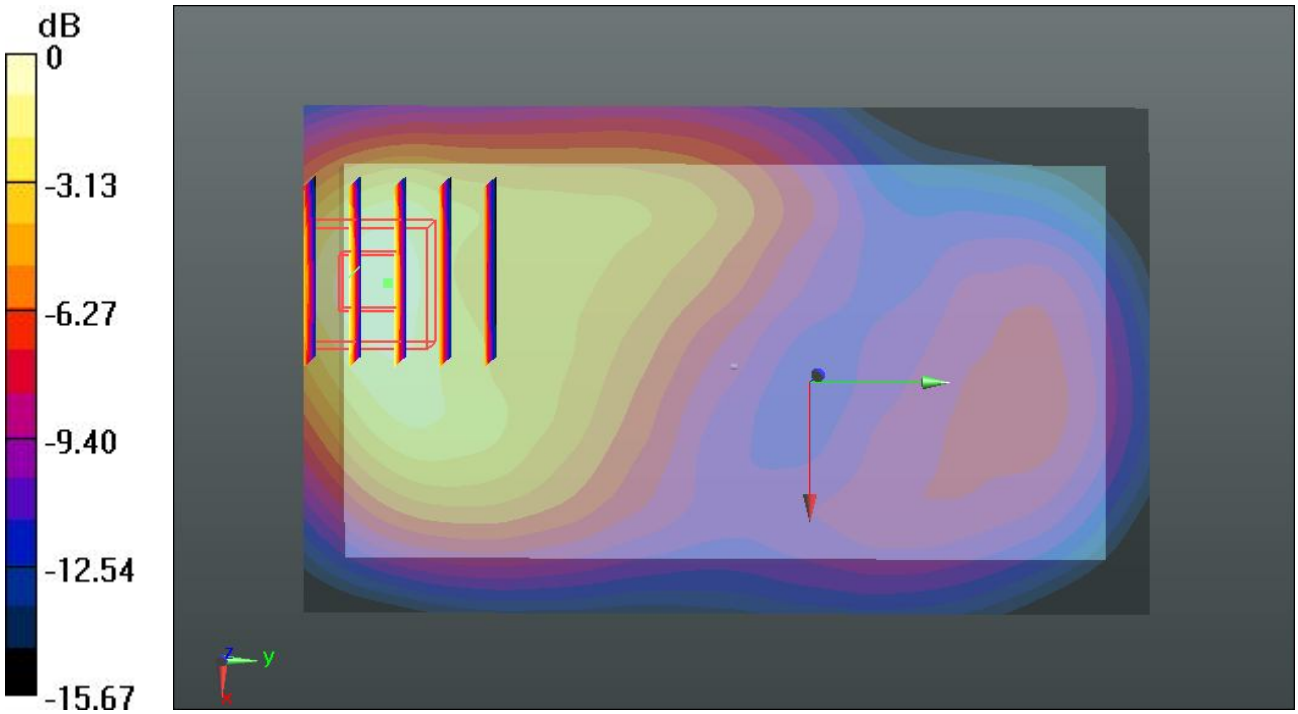

0 dB = 1.43 W/kg

Test Laboratory: Sporton International Inc. SAR/HAC Testing Lab Date: 28.12.2012

15 WCDMA Band II_RMC 12.2K_Front_1cm_Ch9538

DUT: 2D1808

Communication System: UMTS; Frequency: 1907.6 MHz;Duty Cycle: 1:1
Medium: MSL_1900_121228 Medium parameters used: f = 1908 MHz; σ = 1.538 mho/m; ε_r = 54.657; ρ = 1000 kg/m^3
Ambient Temperature：23.5 ℃; Liquid Temperature：21.5 ℃

DASY5 Configuration:
- Probe: EX3DV4 - SN3819; ConvF(7.67, 7.67, 7.67); Calibrated: 26.11.2012;
- Sensor-Surface: 2mm (Mechanical Surface Detection)
- Electronics: DAE4 Sn1303; Calibrated: 22.11.2012
- Phantom: SAM1; Type: QD000P40CD; Serial: TP:1670
- Measurement SW: DASY52, Version 52.8 (2); SEMCAD X Version 14.6.6 (6824)

Ch9538/Area Scan (61x101x1): Interpolated grid: dx=15mm, dy=15mm
Maximum value of SAR (interpolated) = 1.63 W/kg

Ch9538/Zoom Scan (5x5x7)/Cube 0: Measurement grid: dx=8mm, dy=8mm, dz=5mm
Reference Value = 33.808 V/m; Power Drift = -0.01 dB
Peak SAR (extrapolated) = 2.153 mW/g
SAR(1 g) = 1.28 mW/g; SAR(10 g) = 0.696 mW/g
Maximum value of SAR (measured) = 1.64 W/kg

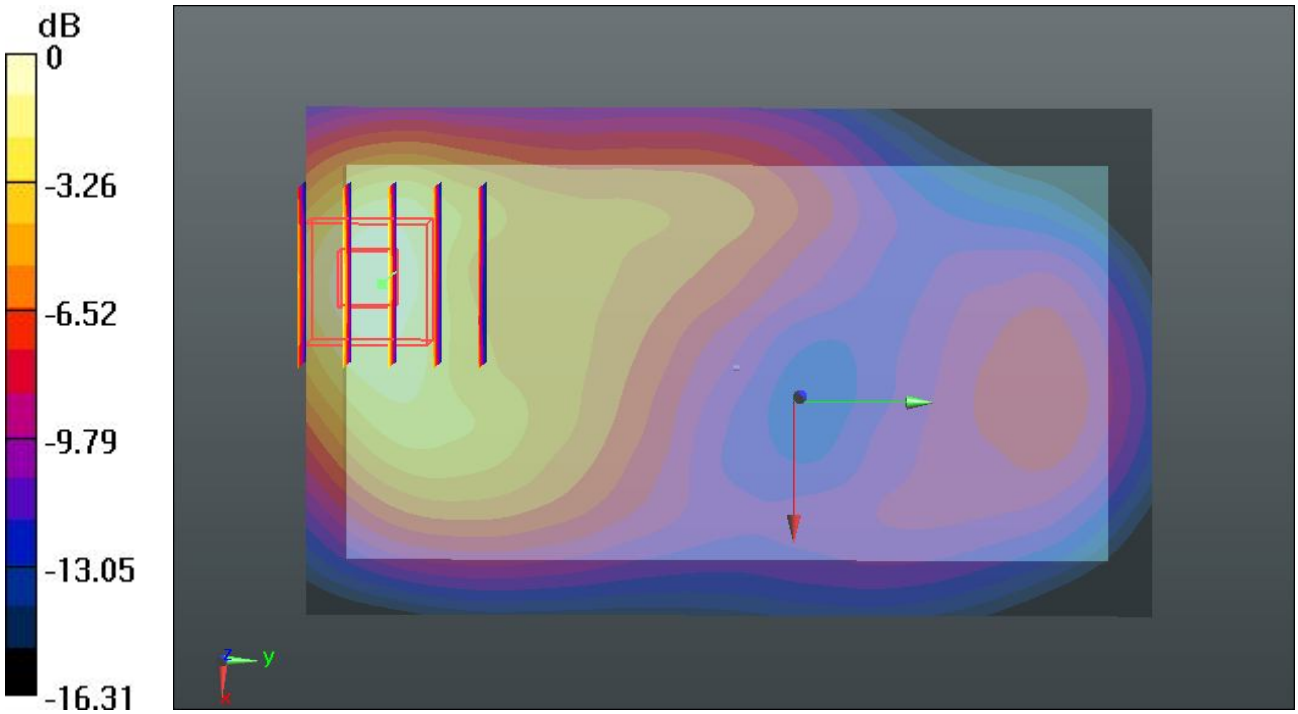

0 dB = 1.64 W/kg

Test Laboratory: Sporton International Inc. SAR/HAC Testing Lab Date: 28.12.2012

16 WCDMA Band II_RMC 12.2K_Back_1cm_Ch9262

DUT: 2D1808

Communication System: UMTS; Frequency: 1852.4 MHz;Duty Cycle: 1:1
Medium: MSL_1900_121228 Medium parameters used: f = 1852.4 MHz; σ = 1.473 mho/m; ε_r = 54.765; ρ = 1000 kg/m^3
Ambient Temperature：23.5 ℃; Liquid Temperature：21.5 ℃

DASY5 Configuration:
- Probe: EX3DV4 - SN3819; ConvF(7.67, 7.67, 7.67); Calibrated: 26.11.2012;
- Sensor-Surface: 2mm (Mechanical Surface Detection)
- Electronics: DAE4 Sn1303; Calibrated: 22.11.2012
- Phantom: SAM1; Type: QD000P40CD; Serial: TP:1670
- Measurement SW: DASY52, Version 52.8 (2); SEMCAD X Version 14.6.6 (6824)

Ch9262/Area Scan (61x101x1): Interpolated grid: dx=15mm, dy=15mm
Maximum value of SAR (interpolated) = 1.08 W/kg

Ch9262/Zoom Scan (5x5x7)/Cube 0: Measurement grid: dx=8mm, dy=8mm, dz=5mm
Reference Value = 26.119 V/m; Power Drift = -0.02 dB
Peak SAR (extrapolated) = 1.304 mW/g
SAR(1 g) = 0.816 mW/g; SAR(10 g) = 0.484 mW/g
Maximum value of SAR (measured) = 1.08 W/kg

Ch9262/Zoom Scan (5x5x7)/Cube 1: Measurement grid: dx=8mm, dy=8mm, dz=5mm
Reference Value = 26.119 V/m; Power Drift = -0.02 dB
Peak SAR (extrapolated) = 1.109 mW/g
SAR(1 g) = 0.650 mW/g; SAR(10 g) = 0.419 mW/g
Maximum value of SAR (measured) = 0.950 W/kg

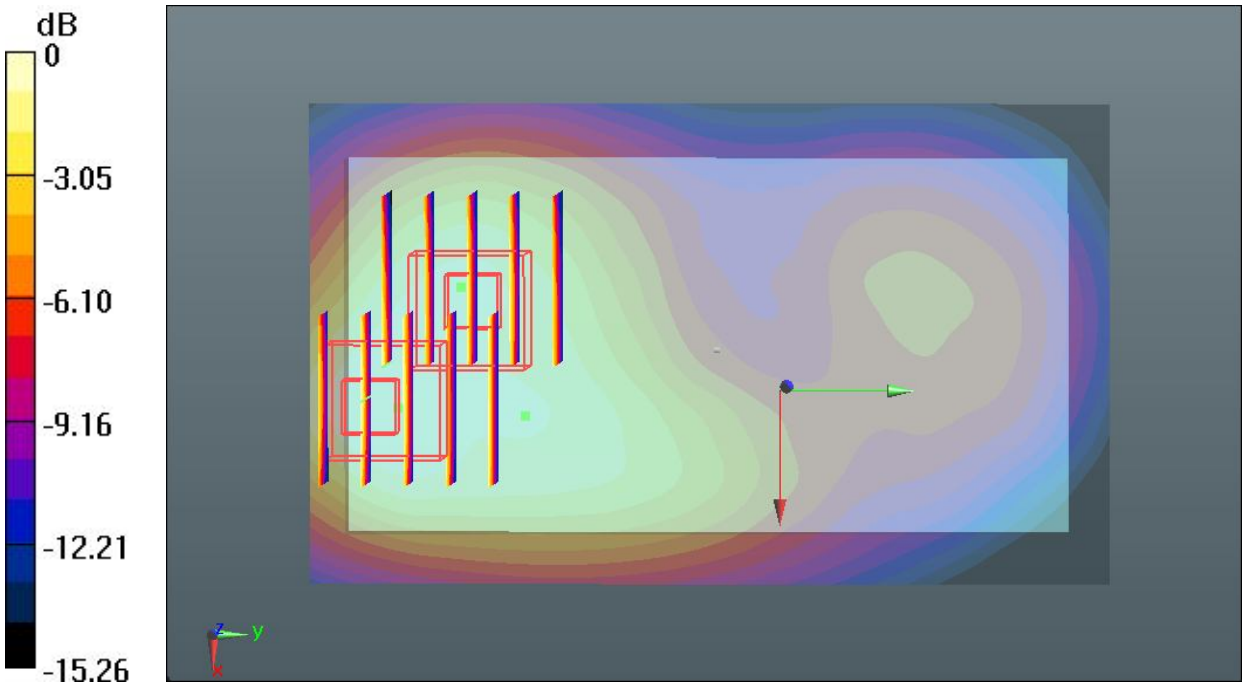

0 dB = 0.950 W/kg

Test Laboratory: Sporton International Inc. SAR/HAC Testing Lab Date: 28.12.2012

17 WCDMA Band II_RMC 12.2K_Back_1cm_Ch9538

DUT: 2D1808

Communication System: UMTS; Frequency: 1907.6 MHz;Duty Cycle: 1:1
Medium: MSL_1900_121228 Medium parameters used: f = 1908 MHz; σ = 1.538 mho/m; ε_r = 54.657; ρ = 1000 kg/m^3
Ambient Temperature：23.5 ℃; Liquid Temperature：21.5 ℃

DASY5 Configuration:
- Probe: EX3DV4 - SN3819; ConvF(7.67, 7.67, 7.67); Calibrated: 26.11.2012;
- Sensor-Surface: 2mm (Mechanical Surface Detection)
- Electronics: DAE4 Sn1303; Calibrated: 22.11.2012
- Phantom: SAM1; Type: QD000P40CD; Serial: TP:1670
- Measurement SW: DASY52, Version 52.8 (2); SEMCAD X Version 14.6.6 (6824)

Ch9538/Area Scan (61x101x1): Interpolated grid: dx=15mm, dy=15mm
Maximum value of SAR (interpolated) = 1.25 W/kg

Ch9538/Zoom Scan (5x5x7)/Cube 0: Measurement grid: dx=8mm, dy=8mm, dz=5mm
Reference Value = 28.594 V/m; Power Drift = -0.01 dB
Peak SAR (extrapolated) = 1.607 mW/g
SAR(1 g) = 0.983 mW/g; SAR(10 g) = 0.557 mW/g
Maximum value of SAR (measured) = 1.29 W/kg

Ch9538/Zoom Scan (5x5x7)/Cube 1: Measurement grid: dx=8mm, dy=8mm, dz=5mm
Reference Value = 28.594 V/m; Power Drift = -0.01 dB
Peak SAR (extrapolated) = 1.382 mW/g
SAR(1 g) = 0.683 mW/g; SAR(10 g) = 0.404 mW/g
Maximum value of SAR (measured) = 1.16 W/kg

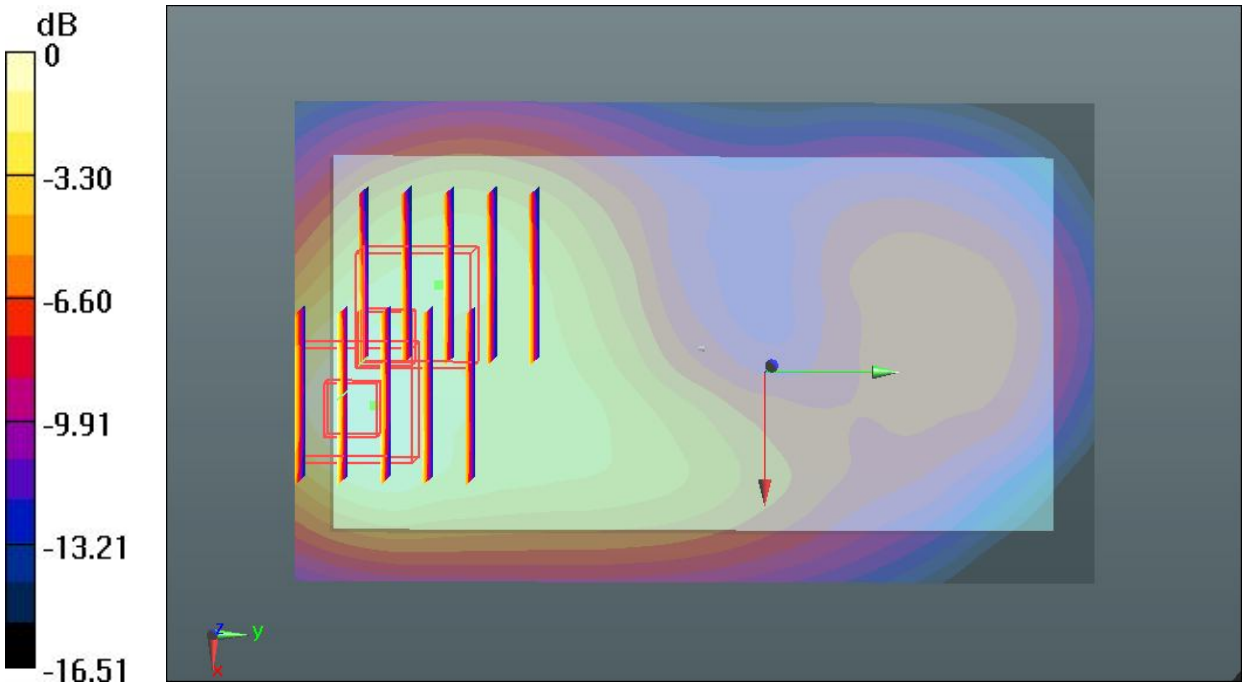

0 dB = 1.16 W/kg

Test Laboratory: Sporton International Inc. SAR/HAC Testing Lab Date: 28.12.2012

18 WCDMA Band II_RMC 12.2K_Bottom Side_1cm_Ch9262

DUT: 2D1808

Communication System: UMTS; Frequency: 1852.4 MHz;Duty Cycle: 1:1
Medium: MSL_1900_121228 Medium parameters used: f = 1852.4 MHz; σ = 1.473 mho/m; ε_r = 54.765; ρ = 1000 kg/m^3
Ambient Temperature：23.5 ℃; Liquid Temperature：21.5 ℃

DASY5 Configuration:
- Probe: EX3DV4 - SN3819; ConvF(7.67, 7.67, 7.67); Calibrated: 26.11.2012;
- Sensor-Surface: 2mm (Mechanical Surface Detection)
- Electronics: DAE4 Sn1303; Calibrated: 22.11.2012
- Phantom: SAM1; Type: QD000P40CD; Serial: TP:1670
- Measurement SW: DASY52, Version 52.8 (2); SEMCAD X Version 14.6.6 (6824)

Ch9262/Area Scan (31x61x1): Interpolated grid: dx=15mm, dy=15mm
Maximum value of SAR (interpolated) = 1.44 W/kg

Ch9262/Zoom Scan (5x5x7)/Cube 0: Measurement grid: dx=8mm, dy=8mm, dz=5mm
Reference Value = 32.761 V/m; Power Drift = -0.01 dB
Peak SAR (extrapolated) = 1.867 mW/g
SAR(1 g) = 1.11 mW/g; SAR(10 g) = 0.610 mW/g
Maximum value of SAR (measured) = 1.50 W/kg

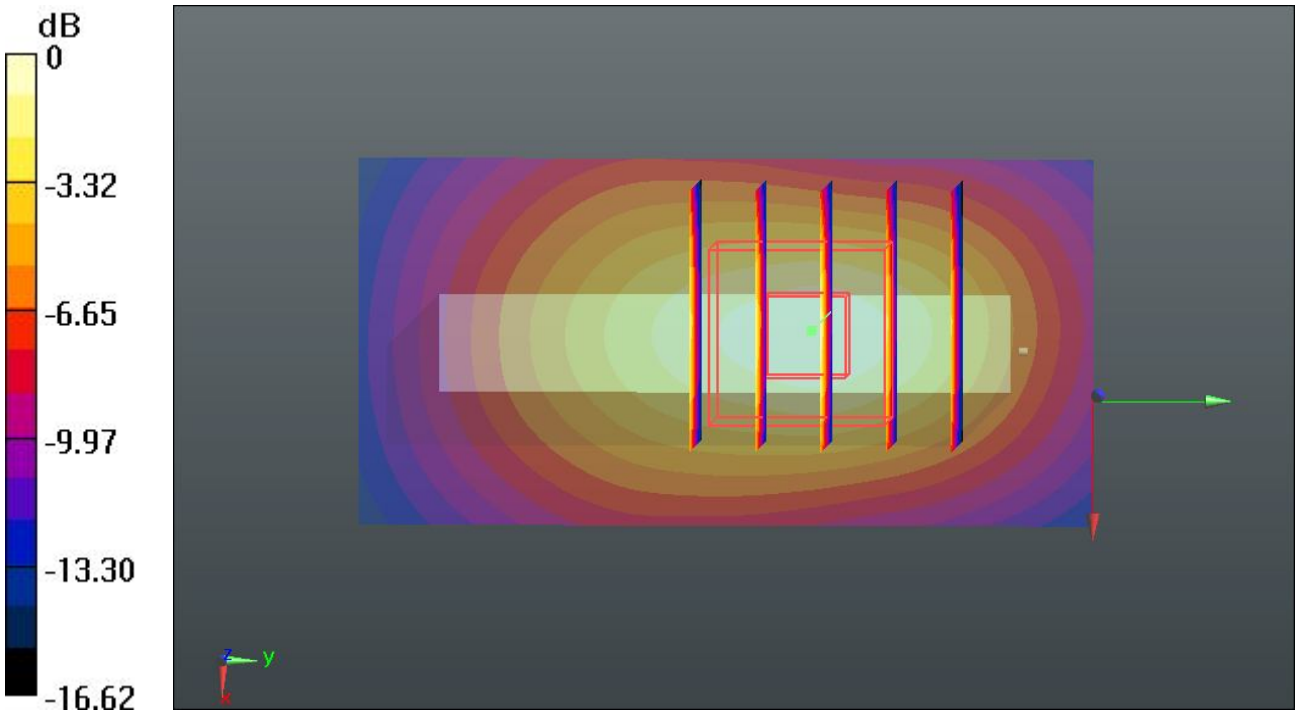

0 dB = 1.50 W/kg

Test Laboratory: Sporton International Inc. SAR/HAC Testing Lab Date: 28.12.2012

19 WCDMA Band II_RMC 12.2K_Bottom Side_1cm_Ch9538

DUT: 2D1808

Communication System: UMTS; Frequency: 1907.6 MHz;Duty Cycle: 1:1
Medium: MSL_1900_121228 Medium parameters used: f = 1908 MHz; σ = 1.538 mho/m; ε_r = 54.657; ρ = 1000 kg/m^3
Ambient Temperature：23.5 ℃; Liquid Temperature：21.5 ℃

DASY5 Configuration:
- Probe: EX3DV4 - SN3819; ConvF(7.67, 7.67, 7.67); Calibrated: 26.11.2012;
- Sensor-Surface: 2mm (Mechanical Surface Detection)
- Electronics: DAE4 Sn1303; Calibrated: 22.11.2012
- Phantom: SAM1; Type: QD000P40CD; Serial: TP:1670
- Measurement SW: DASY52, Version 52.8 (2); SEMCAD X Version 14.6.6 (6824)

Ch9538/Area Scan (31x61x1): Interpolated grid: dx=15mm, dy=15mm
Maximum value of SAR (interpolated) = 1.70 W/kg

Ch9538/Zoom Scan (5x5x7)/Cube 0: Measurement grid: dx=8mm, dy=8mm, dz=5mm
Reference Value = 34.960 V/m; Power Drift = -0.01 dB
Peak SAR (extrapolated) = 2.228 mW/g
SAR(1 g) = 1.28 mW/g; SAR(10 g) = 0.697 mW/g
Maximum value of SAR (measured) = 1.77 W/kg

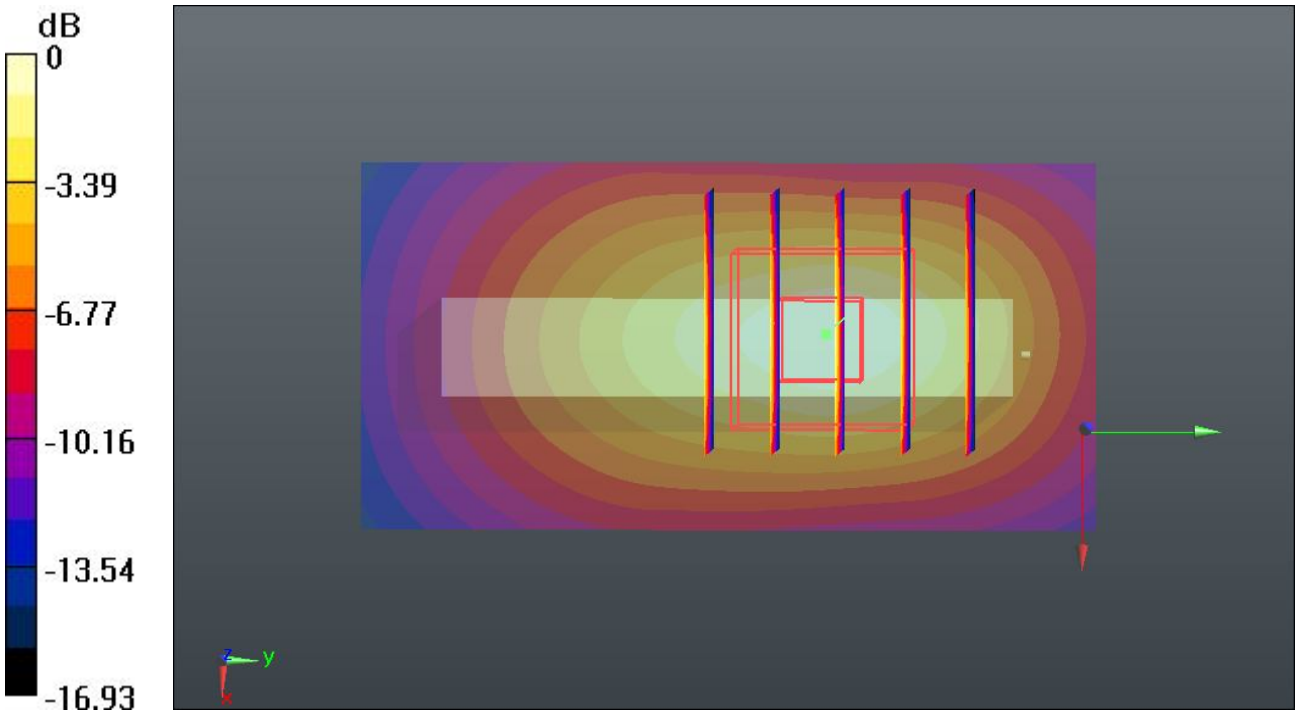

0 dB = 1.77 W/kg

Test Laboratory: Sporton International Inc. SAR/HAC Testing Lab Date: 28.12.2012

20 WCDMA Band II_RMC 12.2K_Front_1cm_Ch9400_Headset

DUT: 2D1808

Communication System: UMTS; Frequency: 1880 MHz;Duty Cycle: 1:1
Medium: MSL_1900_121228 Medium parameters used: f = 1880 MHz; σ = 1.509 mho/m; ε_r = 54.703; ρ = 1000 kg/m^3
Ambient Temperature：23.5 ℃; Liquid Temperature：21.5 ℃

DASY5 Configuration:
- Probe: EX3DV4 - SN3819; ConvF(7.67, 7.67, 7.67); Calibrated: 26.11.2012;
- Sensor-Surface: 2mm (Mechanical Surface Detection)
- Electronics: DAE4 Sn1303; Calibrated: 22.11.2012
- Phantom: SAM1; Type: QD000P40CD; Serial: TP:1670
- Measurement SW: DASY52, Version 52.8 (2); SEMCAD X Version 14.6.6 (6824)

Ch9400/Area Scan (61x101x1): Interpolated grid: dx=15mm, dy=15mm
Maximum value of SAR (interpolated) = 1.54 W/kg

Ch9400/Zoom Scan (5x5x7)/Cube 0: Measurement grid: dx=8mm, dy=8mm, dz=5mm
Reference Value = 33.432 V/m; Power Drift = -0.01 dB
Peak SAR (extrapolated) = 2.064 mW/g
SAR(1 g) = 1.23 mW/g; SAR(10 g) = 0.668 mW/g
Maximum value of SAR (measured) = 1.55 W/kg

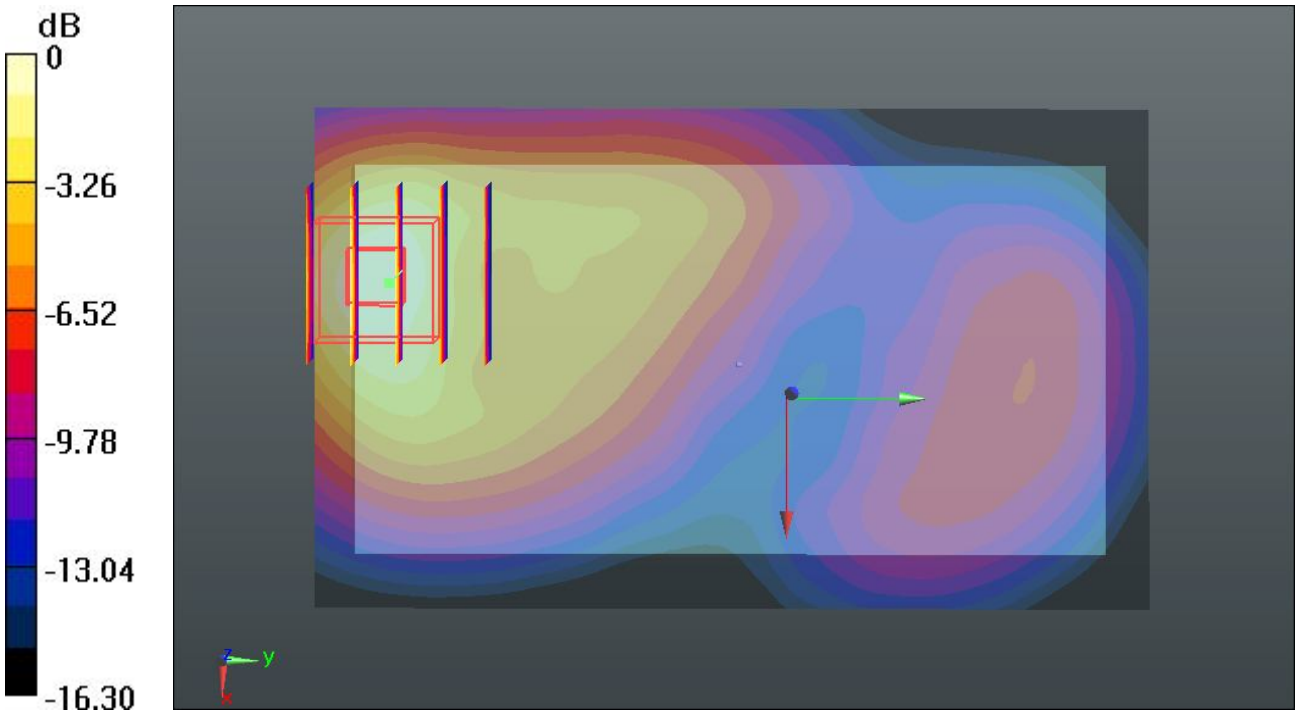

0 dB = 1.55 W/kg

Test Laboratory: Sporton International Inc. SAR/HAC Testing Lab Date: 28.12.2012

21 WCDMA Band II_RMC 12.2K_Front_1cm_Ch9262_Headset

DUT: 2D1808

Communication System: UMTS; Frequency: 1852.4 MHz;Duty Cycle: 1:1
Medium: MSL_1900_121228 Medium parameters used: f = 1852.4 MHz; σ = 1.473 mho/m; ε_r = 54.765; ρ = 1000 kg/m^3
Ambient Temperature：23.5 ℃; Liquid Temperature：21.5 ℃

DASY5 Configuration:
- Probe: EX3DV4 - SN3819; ConvF(7.67, 7.67, 7.67); Calibrated: 26.11.2012;
- Sensor-Surface: 2mm (Mechanical Surface Detection)
- Electronics: DAE4 Sn1303; Calibrated: 22.11.2012
- Phantom: SAM1; Type: QD000P40CD; Serial: TP:1670
- Measurement SW: DASY52, Version 52.8 (2); SEMCAD X Version 14.6.6 (6824)

Ch9262/Area Scan (61x101x1): Interpolated grid: dx=15mm, dy=15mm
Maximum value of SAR (interpolated) = 1.41 W/kg

Ch9262/Zoom Scan (5x5x7)/Cube 0: Measurement grid: dx=8mm, dy=8mm, dz=5mm
Reference Value = 32.684 V/m; Power Drift = -0.01 dB
Peak SAR (extrapolated) = 2.005 mW/g
SAR(1 g) = 1.21 mW/g; SAR(10 g) = 0.663 mW/g
Maximum value of SAR (measured) = 1.54 W/kg

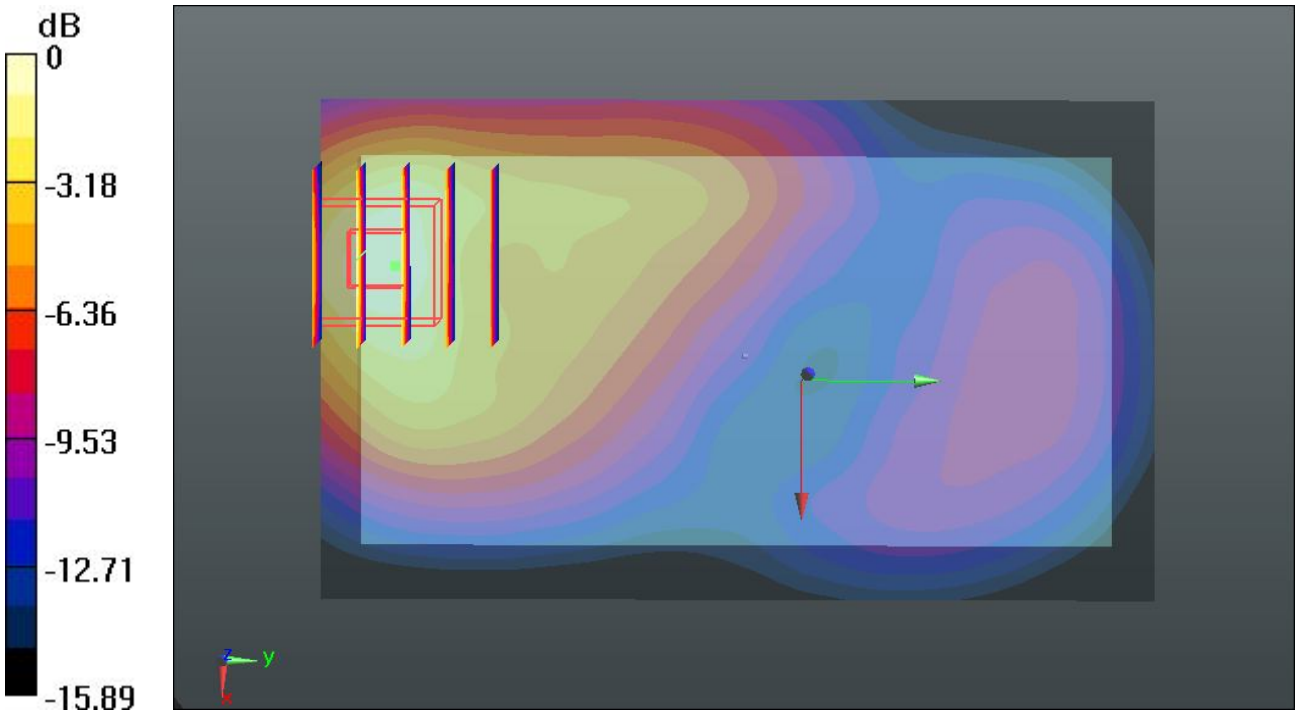

0 dB = 1.54 W/kg

Test Laboratory: Sporton International Inc. SAR/HAC Testing Lab Date: 28.12.2012

22 WCDMA Band II_RMC 12.2K_Front_1cm_Ch9538_Headset

DUT: 2D1808

Communication System: UMTS; Frequency: 1907.6 MHz;Duty Cycle: 1:1
Medium: MSL_1900_121228 Medium parameters used: f = 1908 MHz; σ = 1.538 mho/m; ε_r = 54.657; ρ = 1000 kg/m^3
Ambient Temperature：23.5 ℃; Liquid Temperature：21.5 ℃

DASY5 Configuration:
- Probe: EX3DV4 - SN3819; ConvF(7.67, 7.67, 7.67); Calibrated: 26.11.2012;
- Sensor-Surface: 2mm (Mechanical Surface Detection)
- Electronics: DAE4 Sn1303; Calibrated: 22.11.2012
- Phantom: SAM1; Type: QD000P40CD; Serial: TP:1670
- Measurement SW: DASY52, Version 52.8 (2); SEMCAD X Version 14.6.6 (6824)

Ch9538/Area Scan (61x101x1): Interpolated grid: dx=15mm, dy=15mm
Maximum value of SAR (interpolated) = 1.64 W/kg

Ch9538/Zoom Scan (5x5x7)/Cube 0: Measurement grid: dx=8mm, dy=8mm, dz=5mm
Reference Value = 34.367 V/m; Power Drift = -0.02 dB
Peak SAR (extrapolated) = 2.159 mW/g
SAR(1 g) = 1.28 mW/g; SAR(10 g) = 0.698 mW/g
Maximum value of SAR (measured) = 1.73 W/kg

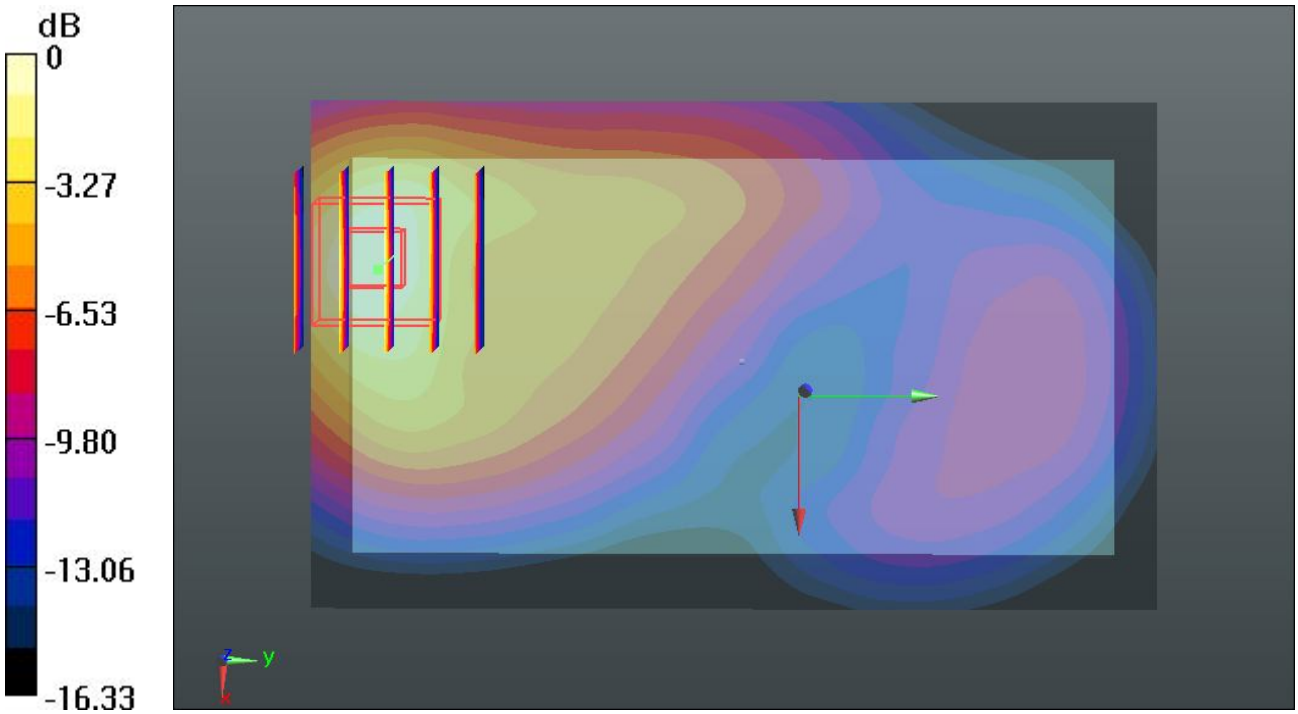

0 dB = 1.73 W/kg

Test Laboratory: Sporton International Inc. SAR/HAC Testing Lab Date: 02.01.2013

74 WLAN2.4G_802.11b_Front_1cm_Ch11

DUT: 2D1808

Communication System: WIFI; Frequency: 2462 MHz;Duty Cycle: 1:1
Medium: MSL_2450_130102 Medium parameters used: f = 2462 MHz; σ = 1.974 mho/m; ε_r = 53.843; ρ = 1000 kg/m^3
Ambient Temperature：23.3 ℃; Liquid Temperature：21.7 ℃

DASY5 Configuration:
- Probe: EX3DV4 - SN3819; ConvF(7.21, 7.21, 7.21); Calibrated: 26.11.2012;
- Sensor-Surface: 2mm (Mechanical Surface Detection)
- Electronics: DAE4 Sn1303; Calibrated: 22.11.2012
- Phantom: SAM2; Type: QD000P40CD; Serial: TP:1671
- Measurement SW: DASY52, Version 52.8 (2); SEMCAD X Version 14.6.6 (6824)

Ch11/Area Scan (71x131x1): Interpolated grid: dx=12mm, dy=12mm
Maximum value of SAR (interpolated) = 0.127 W/kg

Ch11/Zoom Scan (7x7x7)/Cube 1: Measurement grid: dx=5mm, dy=5mm, dz=5mm
Reference Value = 7.786 V/m; Power Drift = -0.01 dB
Peak SAR (extrapolated) = 0.158 mW/g
SAR(1 g) = 0.084 mW/g; SAR(10 g) = 0.046 mW/g
Maximum value of SAR (measured) = 0.119 W/kg

Ch11/Zoom Scan (7x7x7)/Cube 0: Measurement grid: dx=5mm, dy=5mm, dz=5mm
Reference Value = 7.786 V/m; Power Drift = -0.01 dB
Peak SAR (extrapolated) = 0.166 mW/g
SAR(1 g) = 0.081 mW/g; SAR(10 g) = 0.045 mW/g

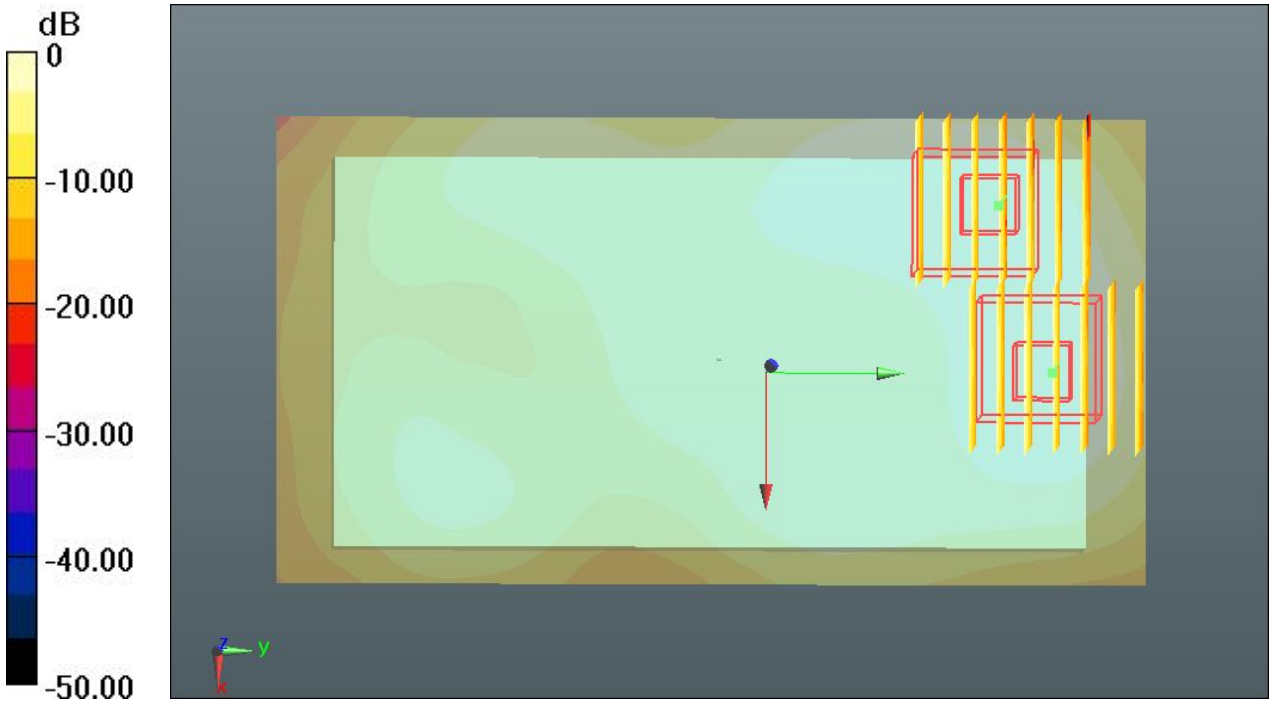

0 dB = 0.119 W/kg

Test Laboratory: Sporton International Inc. SAR/HAC Testing Lab Date: 02.01.2013

75 WLAN2.4G_802.11b_Back_1cm_Ch11

DUT: 2D1808

Communication System: WIFI; Frequency: 2462 MHz;Duty Cycle: 1:1
Medium: MSL_2450_130102 Medium parameters used: f = 2462 MHz; σ = 1.974 mho/m; ε_r = 53.843; ρ = 1000 kg/m^3
Ambient Temperature：23.3 ℃; Liquid Temperature：21.7 ℃

DASY5 Configuration:
- Probe: EX3DV4 - SN3819; ConvF(7.21, 7.21, 7.21); Calibrated: 26.11.2012;
- Sensor-Surface: 2mm (Mechanical Surface Detection)
- Electronics: DAE4 Sn1303; Calibrated: 22.11.2012
- Phantom: SAM2; Type: QD000P40CD; Serial: TP:1671
- Measurement SW: DASY52, Version 52.8 (2); SEMCAD X Version 14.6.6 (6824)

Ch11/Area Scan (71x131x1): Interpolated grid: dx=12mm, dy=12mm
Maximum value of SAR (interpolated) = 0.0678 W/kg

Ch11/Zoom Scan (7x7x7)/Cube 0: Measurement grid: dx=5mm, dy=5mm, dz=5mm
Reference Value = 5.895 V/m; Power Drift = 0.06 dB
Peak SAR (extrapolated) = 0.088 mW/g
SAR(1 g) = 0.049 mW/g; SAR(10 g) = 0.028 mW/g
Maximum value of SAR (measured) = 0.0681 W/kg

Ch11/Zoom Scan (7x7x7)/Cube 1: Measurement grid: dx=5mm, dy=5mm, dz=5mm
Reference Value = 5.895 V/m; Power Drift = 0.06 dB
Peak SAR (extrapolated) = 0.088 mW/g
SAR(1 g) = 0.047 mW/g; SAR(10 g) = 0.026 mW/g
Maximum value of SAR (measured) = 0.0641 W/kg

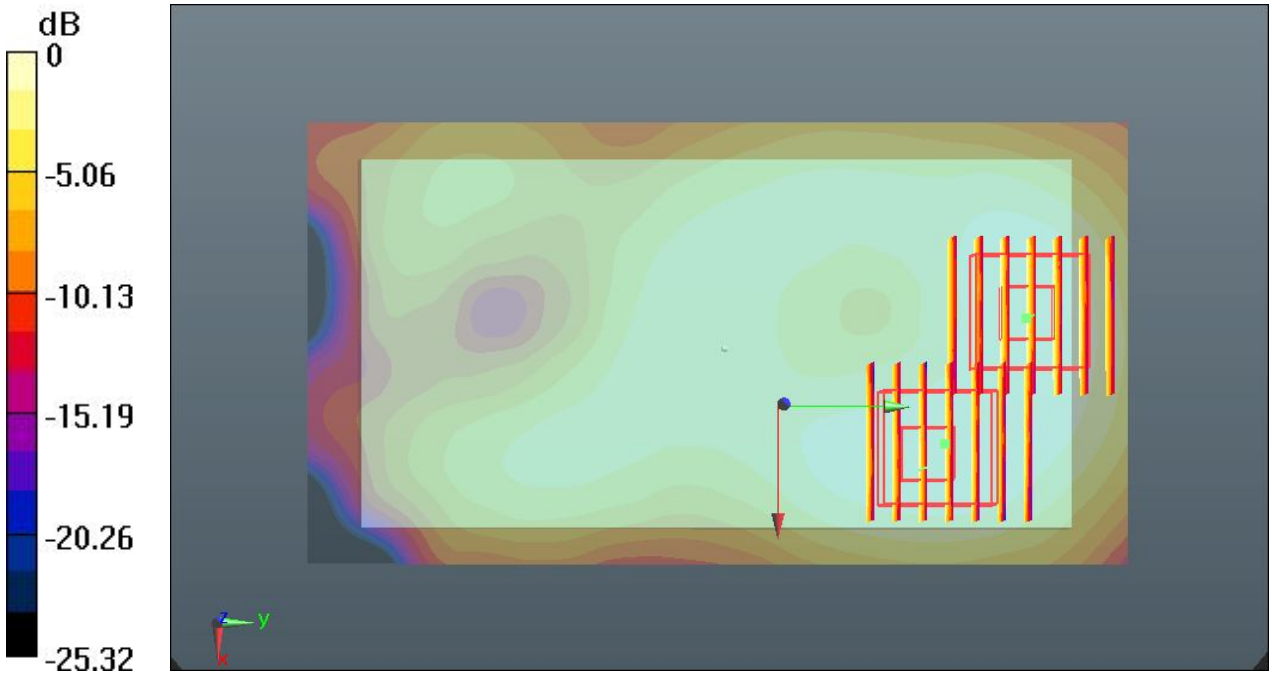

0 dB = 0.0641 W/kg

Test Laboratory: Sporton International Inc. SAR/HAC Testing Lab Date: 02.01.2013

76 WLAN2.4G_802.11b_Left Slide_1cm_Ch11

DUT: 2D1808

Communication System: WIFI; Frequency: 2462 MHz;Duty Cycle: 1:1
Medium: MSL_2450_130102 Medium parameters used: f = 2462 MHz; σ = 1.974 mho/m; ε_r = 53.843; ρ = 1000 kg/m^3
Ambient Temperature：23.3 ℃; Liquid Temperature：21.7 ℃

DASY5 Configuration:
- Probe: EX3DV4 - SN3819; ConvF(7.21, 7.21, 7.21); Calibrated: 26.11.2012;
- Sensor-Surface: 2mm (Mechanical Surface Detection)
- Electronics: DAE4 Sn1303; Calibrated: 22.11.2012
- Phantom: SAM2; Type: QD000P40CD; Serial: TP:1671
- Measurement SW: DASY52, Version 52.8 (2); SEMCAD X Version 14.6.6 (6824)

Ch11/Area Scan (51x131x1): Interpolated grid: dx=12mm, dy=12mm
Maximum value of SAR (interpolated) = 0.0640 W/kg

Ch11/Zoom Scan (7x7x7)/Cube 0: Measurement grid: dx=5mm, dy=5mm, dz=5mm
Reference Value = 5.760 V/m; Power Drift = -0.04 dB
Peak SAR (extrapolated) = 0.089 mW/g
SAR(1 g) = 0.045 mW/g; SAR(10 g) = 0.024 mW/g
Maximum value of SAR (measured) = 0.0644 W/kg

Ch11/Zoom Scan (7x7x7)/Cube 1: Measurement grid: dx=5mm, dy=5mm, dz=5mm
Reference Value = 5.760 V/m; Power Drift = -0.04 dB
Peak SAR (extrapolated) = 0.056 mW/g
SAR(1 g) = 0.029 mW/g; SAR(10 g) = 0.016 mW/g
Maximum value of SAR (measured) = 0.0422 W/kg

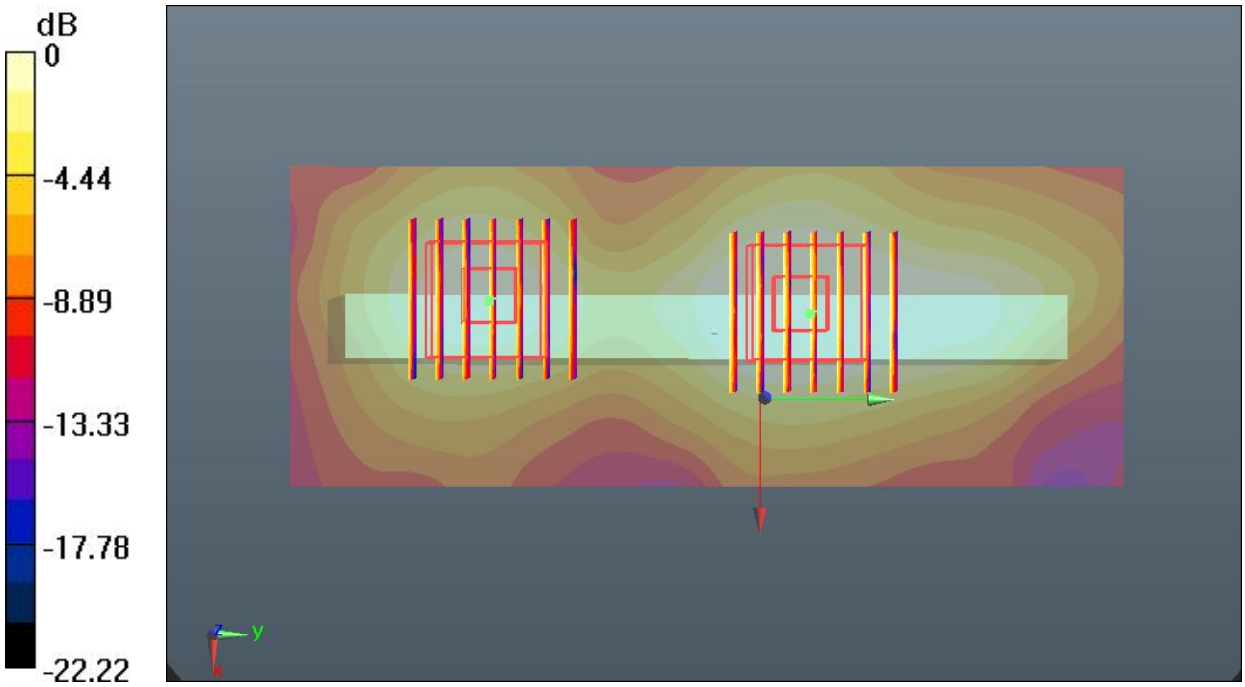

0 dB = 0.0422 W/kg

Test Laboratory: Sporton International Inc. SAR/HAC Testing Lab Date: 02.01.2013

77 WLAN2.4G_802.11b_Top Side_1cm_Ch11

DUT: 2D1808

Communication System: WIFI; Frequency: 2462 MHz;Duty Cycle: 1:1
Medium: MSL_2450_130102 Medium parameters used: f = 2462 MHz; σ = 1.974 mho/m; ε_r = 53.843; ρ = 1000 kg/m^3
Ambient Temperature：23.3 ℃; Liquid Temperature：21.7 ℃

DASY5 Configuration:
- Probe: EX3DV4 - SN3819; ConvF(7.21, 7.21, 7.21); Calibrated: 26.11.2012;
- Sensor-Surface: 2mm (Mechanical Surface Detection)
- Electronics: DAE4 Sn1303; Calibrated: 22.11.2012
- Phantom: SAM2; Type: QD000P40CD; Serial: TP:1671
- Measurement SW: DASY52, Version 52.8 (2); SEMCAD X Version 14.6.6 (6824)

Ch11/Area Scan (51x81x1): Interpolated grid: dx=12mm, dy=12mm
Maximum value of SAR (interpolated) = 0.134 W/kg

Ch11/Zoom Scan (7x7x7)/Cube 0: Measurement grid: dx=5mm, dy=5mm, dz=5mm
Reference Value = 8.314 V/m; Power Drift = -0.02 dB
Peak SAR (extrapolated) = 0.176 mW/g
SAR(1 g) = 0.092 mW/g; SAR(10 g) = 0.048 mW/g
Maximum value of SAR (measured) = 0.132 W/kg

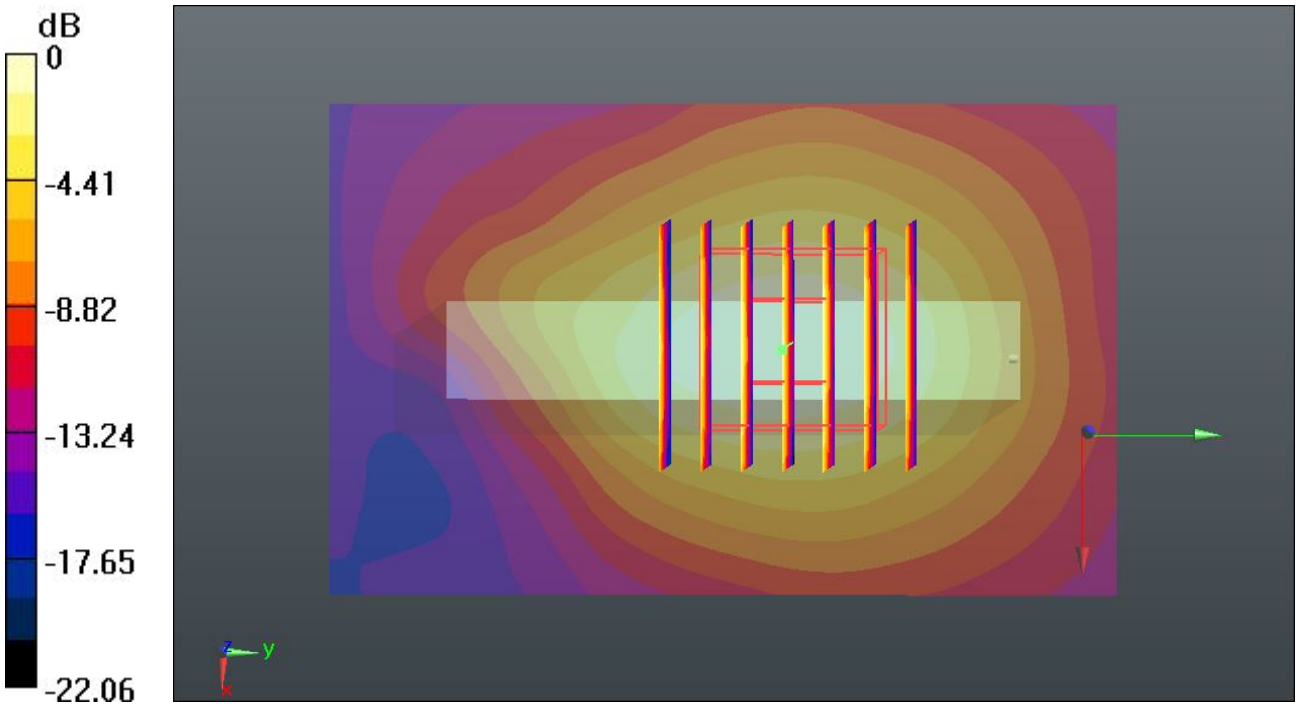

0 dB = 0.132 W/kg

Test Laboratory: Sporton International Inc. SAR/HAC Testing Lab Date: 02.01.2013

77 WLAN2.4G_802.11b_Top Side_1cm_Ch11_2D

DUT: 2D1808

Communication System: WIFI; Frequency: 2462 MHz;Duty Cycle: 1:1
Medium: MSL_2450_130102 Medium parameters used: f = 2462 MHz; σ = 1.974 mho/m; ε_r = 53.843; ρ = 1000 kg/m^3
Ambient Temperature：23.3 ℃; Liquid Temperature：21.7 ℃

DASY5 Configuration:
- Probe: EX3DV4 - SN3819; ConvF(7.21, 7.21, 7.21); Calibrated: 26.11.2012;
- Sensor-Surface: 2mm (Mechanical Surface Detection)
- Electronics: DAE4 Sn1303; Calibrated: 22.11.2012
- Phantom: SAM2; Type: QD000P40CD; Serial: TP:1671
- Measurement SW: DASY52, Version 52.8 (2); SEMCAD X Version 14.6.6 (6824)

Ch11/Area Scan (51x81x1): Interpolated grid: dx=12mm, dy=12mm
Maximum value of SAR (interpolated) = 0.134 W/kg

Ch11/Zoom Scan (7x7x7)/Cube 0: Measurement grid: dx=5mm, dy=5mm, dz=5mm
Reference Value = 8.314 V/m; Power Drift = -0.02 dB
Peak SAR (extrapolated) = 0.176 mW/g
SAR(1 g) = 0.092 mW/g; SAR(10 g) = 0.048 mW/g
Maximum value of SAR (measured) = 0.132 W/kg

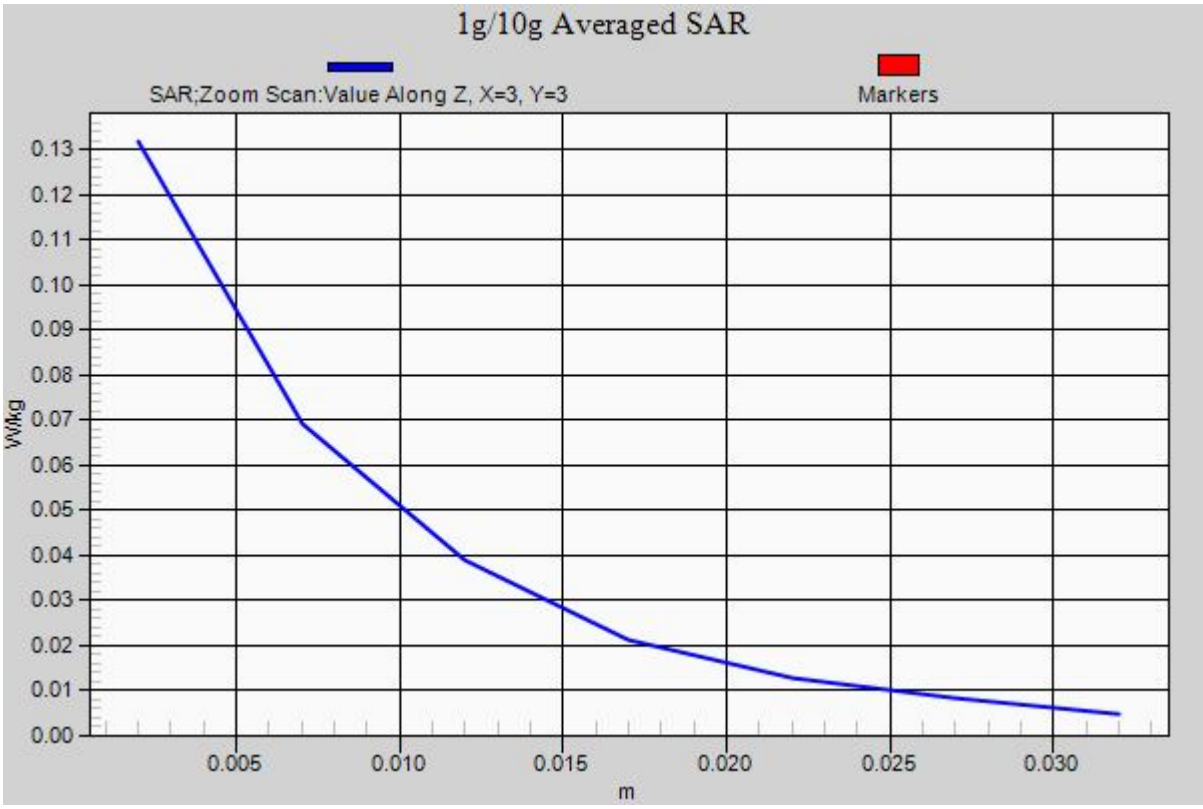

Test Laboratory: Sporton International Inc. SAR/HAC Testing Lab Date: 02.01.2013

78 WLAN2.4G_802.11b_Front_1cm_Ch11_Headset

DUT: 2D1808

Communication System: WIFI; Frequency: 2462 MHz;Duty Cycle: 1:1
Medium: MSL_2450_130102 Medium parameters used: f = 2462 MHz; σ = 1.974 mho/m; ε_r = 53.843; ρ = 1000 kg/m^3
Ambient Temperature：23.3 ℃; Liquid Temperature：21.7 ℃

DASY5 Configuration:
- Probe: EX3DV4 - SN3819; ConvF(7.21, 7.21, 7.21); Calibrated: 26.11.2012;
- Sensor-Surface: 2mm (Mechanical Surface Detection)
- Electronics: DAE4 Sn1303; Calibrated: 22.11.2012
- Phantom: SAM2; Type: QD000P40CD; Serial: TP:1671
- Measurement SW: DASY52, Version 52.8 (2); SEMCAD X Version 14.6.6 (6824)

Ch11/Area Scan (71x131x1): Interpolated grid: dx=12mm, dy=12mm
Maximum value of SAR (interpolated) = 0.121 W/kg

Ch11/Zoom Scan (7x7x7)/Cube 1: Measurement grid: dx=5mm, dy=5mm, dz=5mm
Reference Value = 7.644 V/m; Power Drift = 0.03 dB
Peak SAR (extrapolated) = 0.152 mW/g
SAR(1 g) = 0.081 mW/g; SAR(10 g) = 0.045 mW/g
Maximum value of SAR (measured) = 0.114 W/kg

Ch11/Zoom Scan (7x7x7)/Cube 0: Measurement grid: dx=5mm, dy=5mm, dz=5mm
Reference Value = 7.644 V/m; Power Drift = 0.03 dB
Peak SAR (extrapolated) = 0.160 mW/g
SAR(1 g) = 0.076 mW/g; SAR(10 g) = 0.041 mW/g
Maximum value of SAR (measured) = 0.113 W/kg

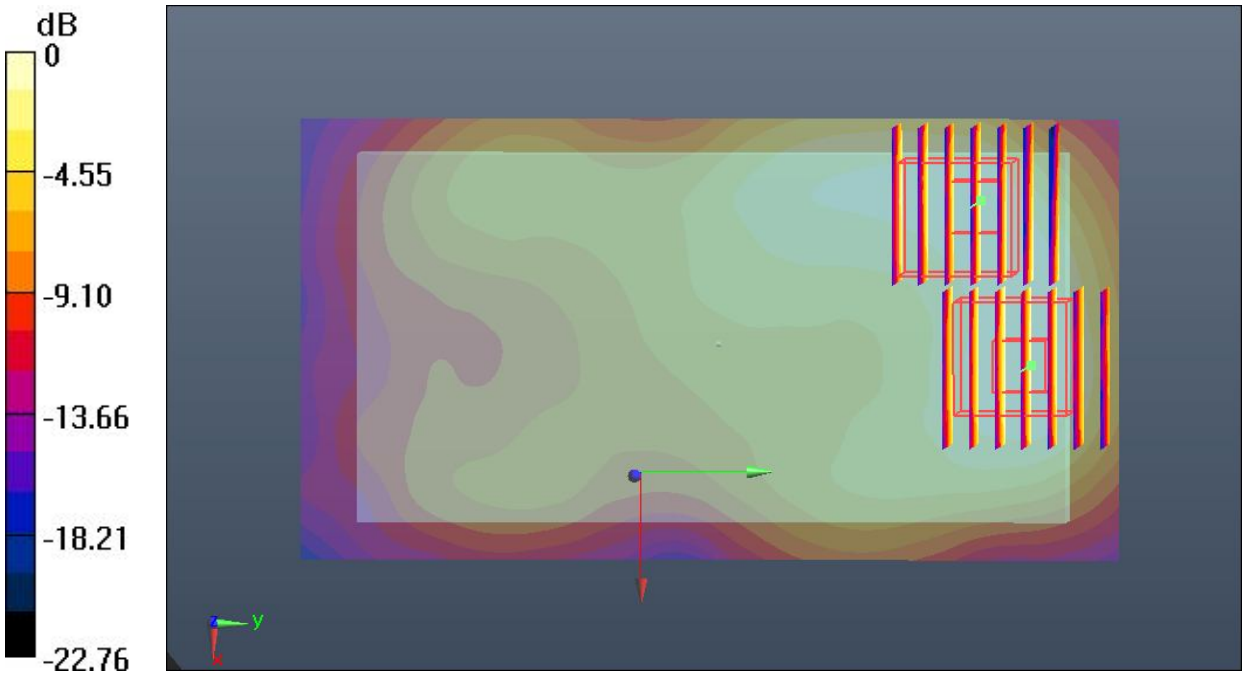

0 dB = 0.113 W/kg