LTE Band 7

Conducted Output Power(Average power)

LTE Band 7 Maximum Average Power [dBm]						
BW [MHz]	RB Size	RB Offset	Mod	Lowest	Middle	Highest
5	1	0	QPSK	22.00	22.08	22.05
5	1	12		22.60	22.60	22.41
5	1	24		21.96	21.91	22.08
5	12	0		21.08	21.17	21.06
5	12	6		21.22	21.24	21.07
5	12	11		21.33	21.20	21.12
5	25	0		21.26	21.13	21.07
5	1	0	16-QAM	21.40	21.56	21.07
5	1	12		21.80	21.45	21.51
5	1	24		21.35	21.19	21.01
5	12	0		20.31	20.22	20.15
5	12	6		20.27	20.26	20.19
5	12	11		20.41	20.29	20.12
5	25	0		20.40	20.27	20.00
10	1	0	QPSK	22.07	22.37	22.04
10	1	24		22.06	22.05	21.77
10	1	49		22.20	21.91	22.23
10	25	0		21.33	21.06	21.09
10	25	12		21.34	21.19	21.02
10	25	24		21.30	21.18	21.07
10	50	0		21.33	21.21	21.08
10	1	0	16-QAM	20.87	21.62	21.96
10	1	24		21.37	21.57	21.97
10	1	49		21.60	21.20	21.57
10	25	0		20.30	20.18	20.25
10	25	12		20.41	20.09	20.19
10	25	24		20.35	20.10	20.23
10	50	0		20.42	20.08	19.97

LTE Band 7 Maximum Average Power [dBm]						
BW [MHz]	RB Size	RB Offset	Mod	Lowest	Middle	Highest
15	1	0	QPSK	22.21	22.20	22.29
15	1	37		22.18	22.06	22.33
15	1	74		22.32	22.11	22.07
15	36	0		21.31	21.09	21.18
15	36	18		21.26	21.13	20.98
15	36	37		21.40	21.19	20.92
15	75	0		21.30	21.18	21.05
15	1	0	16-QAM	21.49	21.39	21.87
15	1	37		21.35	21.54	21.76
15	1	74		21.43	21.45	21.43
15	36	0		20.32	20.19	20.16
15	36	18		20.32	20.13	20.09
15	36	37		20.43	20.15	20.10
15	75	0		20.18	20.17	20.06
20	1	0	QPSK	22.34	22.25	22.05
20	1	49		22.67	22.42	22.06
20	1	99		22.23	22.23	21.97
20	50	0		21.32	21.14	21.30
20	50	24		21.34	21.22	21.01
20	50	49		21.29	21.12	20.98
20	100	0		21.31	21.15	21.03
20	1	0	16-QAM	21.32	21.10	21.83
20	1	49		21.03	21.13	20.83
20	1	99		21.06	20.90	20.91
20	50	0		20.23	20.24	20.16
20	50	24		20.22	20.04	20.03
20	50	49		20.20	20.08	19.96
20	100	0		20.34	20.17	20.10

Peak-to-Average Ratio

Mode	LTE Band 7 / 20MHz				
Mod.	QPSK		16QAM		Limit: 13dB
RB Size	1RB	Full RB	1RB	RB Size	Result
Lowest CH	2.90	4.17	3.83	5.16	PASS
Middle CH	4.00	4.43	4.72	5.36	
Highest CH	3.62	4.55	4.20	5.36	

LTE Band 7 / 20MHz / QPSK

Lowest Channel / 1RB

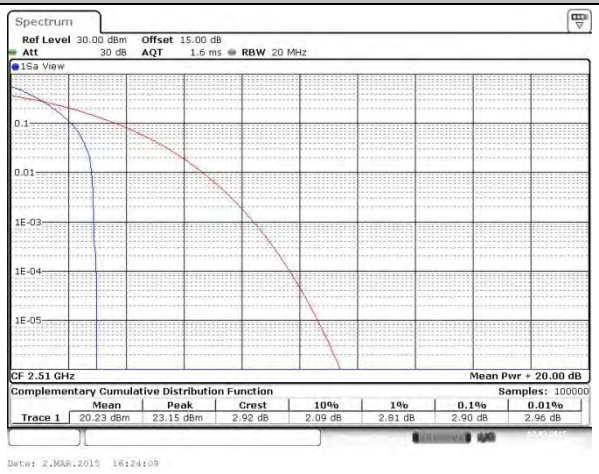

Lowest Channel / Full RB

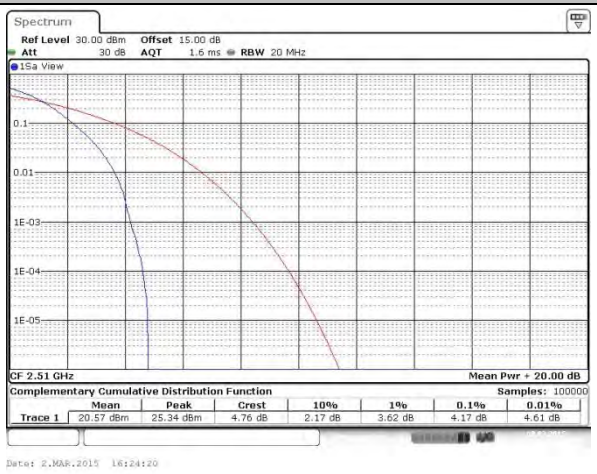

Middle Channel / 1RB

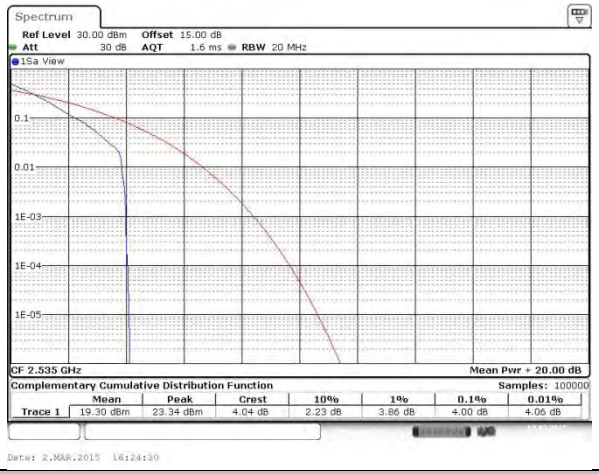

Middle Channel / Full RB

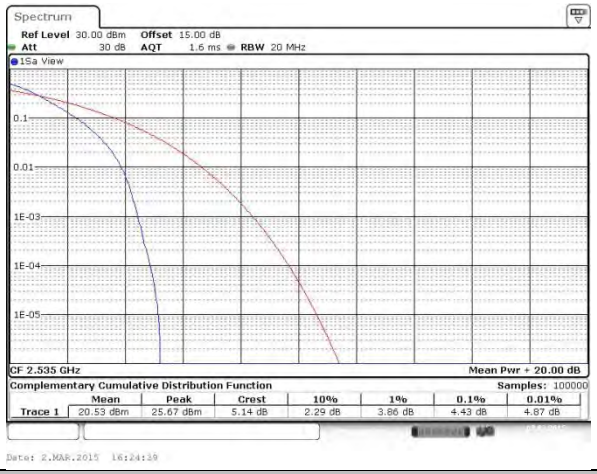

Highest Channel / 1RB

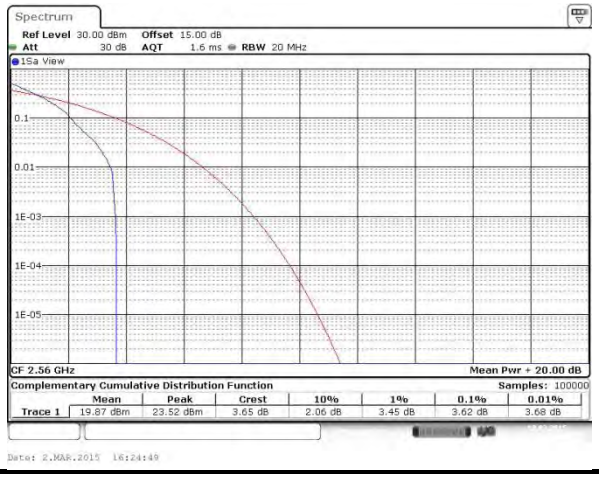

Highest Channel / Full RB

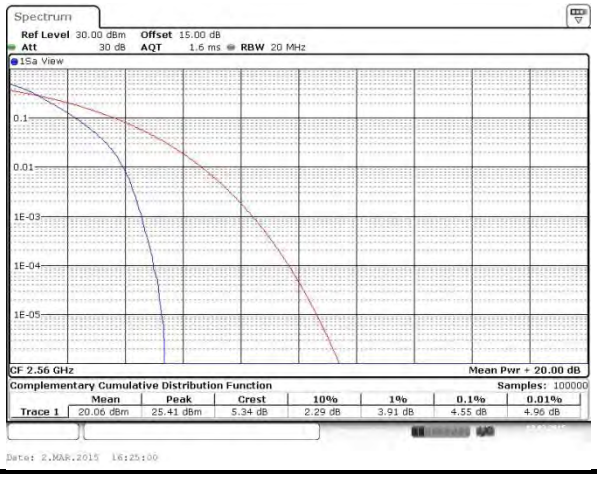

LTE Band 7 / 20MHz / 16QAM

Lowest Channel / 1RB

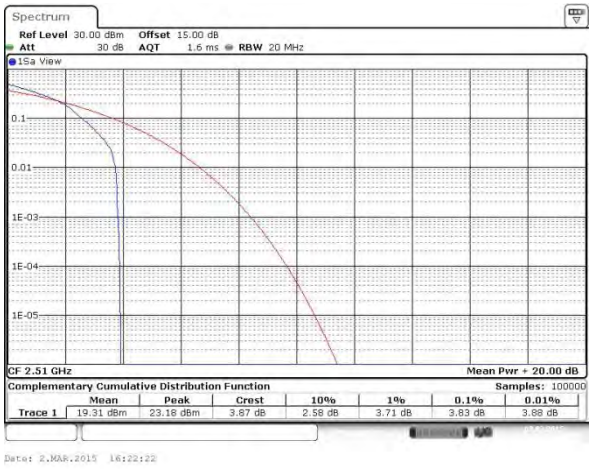

Lowest Channel / Full RB

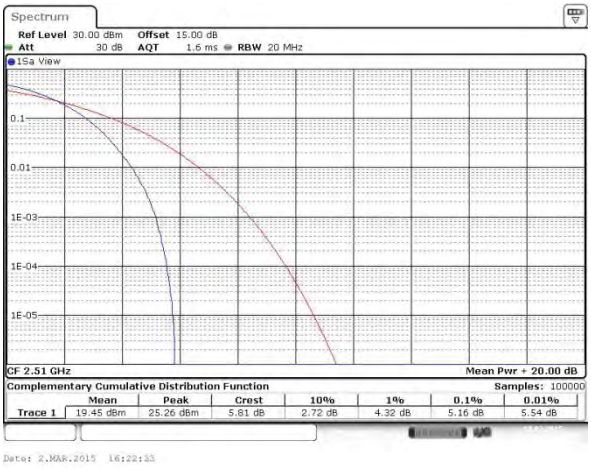

Middle Channel / 1RB

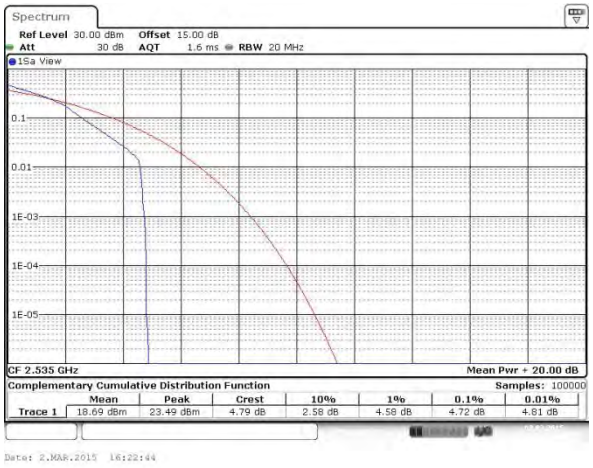

Middle Channel / Full RB

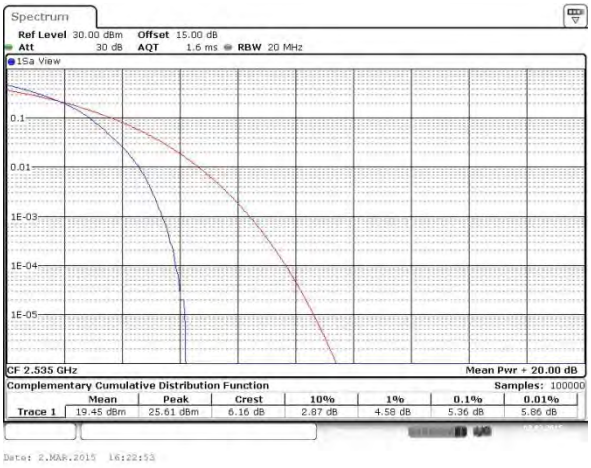

Highest Channel / 1RB

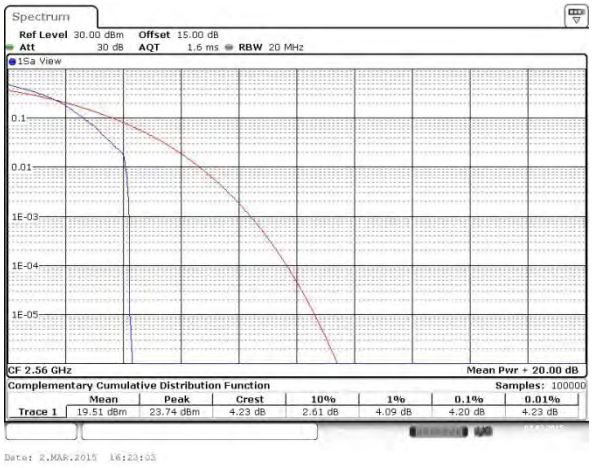

Highest Channel / Full RB

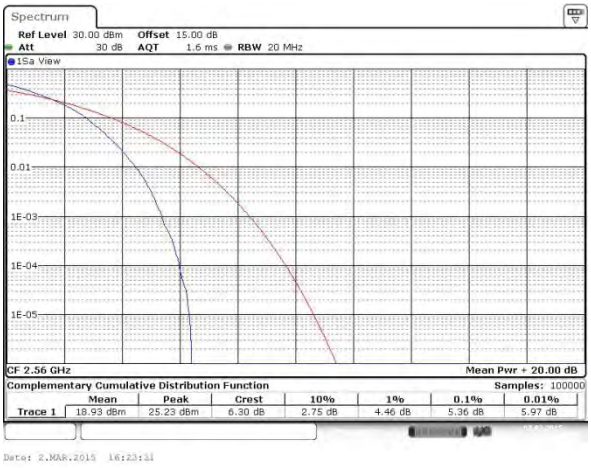

26dB Bandwidth

Mode	LTE Band 7 : 26dB BW(MHz)											
BW	1.4MHz		3MHz		5MHz		10MHz		15MHz		20MHz	
Mod.	QPSK	16QAM	QPSK	16QAM	QPSK	16QAM	QPSK	16QAM	QPSK	16QAM	QPSK	16QAM
Lowest CH	-	-	-	-	5.09	5.07	10.07	10.11	14.66	14.84	20.22	20.22
Middle CH	-	-	-	-	5.08	5.09	10.09	10.13	14.78	14.93	20.98	20.70
Highest CH	-	-	-	-	5.11	5.10	10.09	9.99	14.93	14.93	20.54	20.46

LTE Band 7

Lowest Channel / 5MHz / QPSK

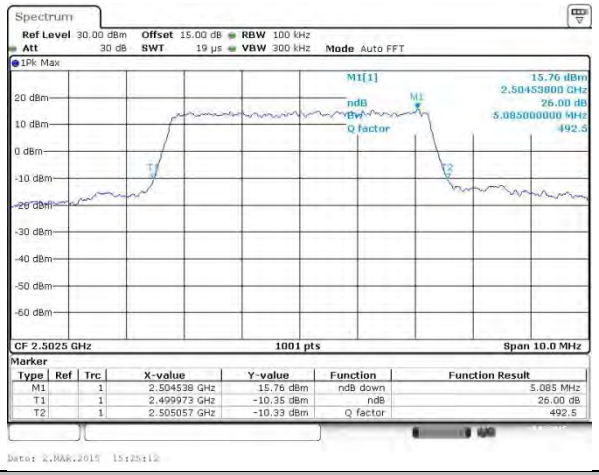

Lowest Channel / 5MHz / 16QAM

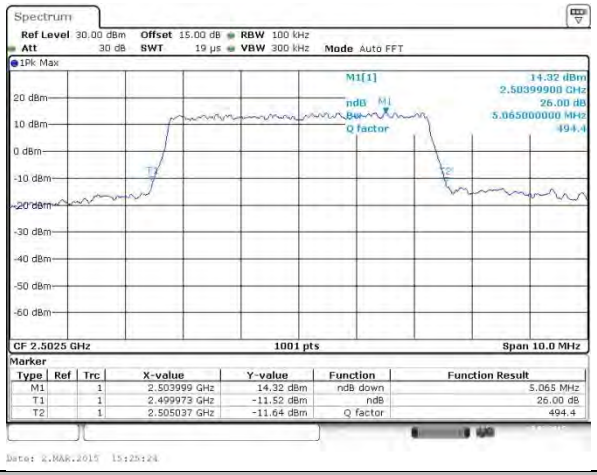

Middle Channel / 5MHz / QPSK

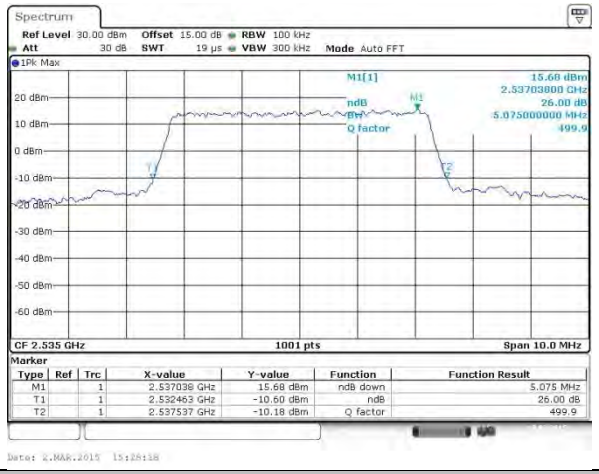

Middle Channel / 5MHz / 16QAM

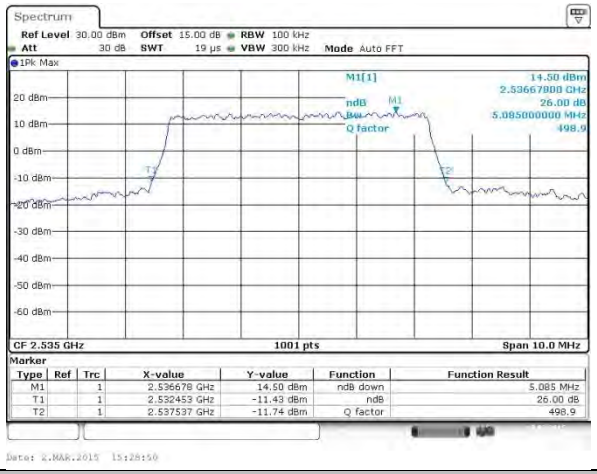

Highest Channel / 5MHz / QPSK

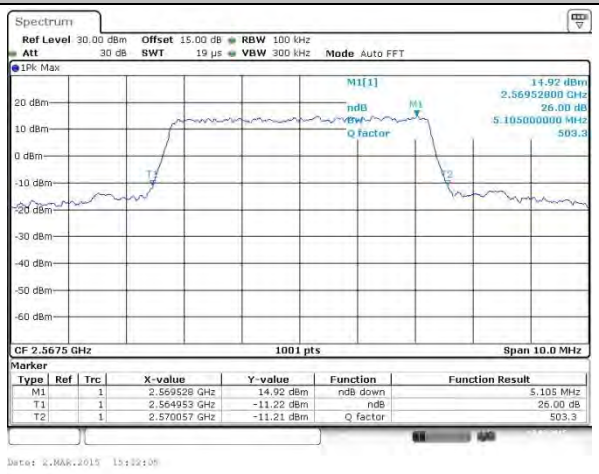

Highest Channel / 5MHz / 16QAM

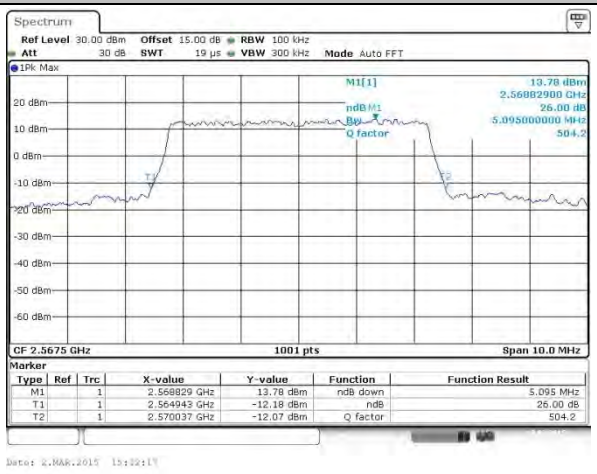

LTE Band 7

Lowest Channel / 10MHz / QPSK

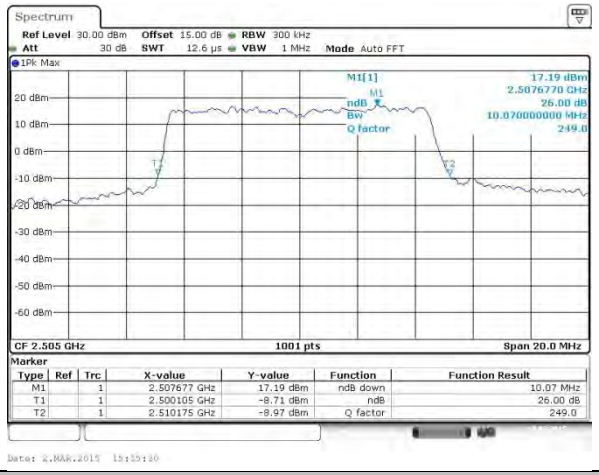

Lowest Channel / 10MHz / 16QAM

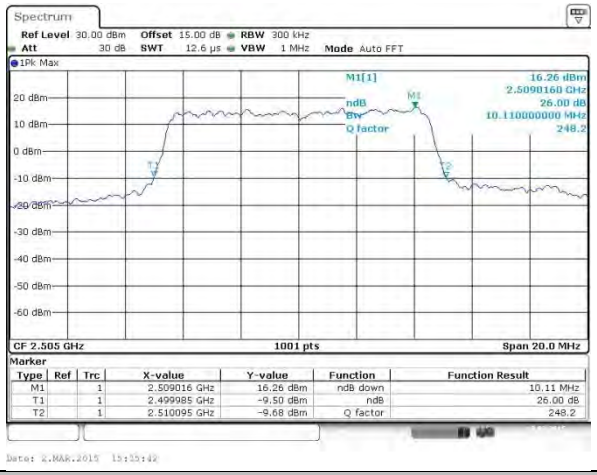

Middle Channel / 10MHz / QPSK

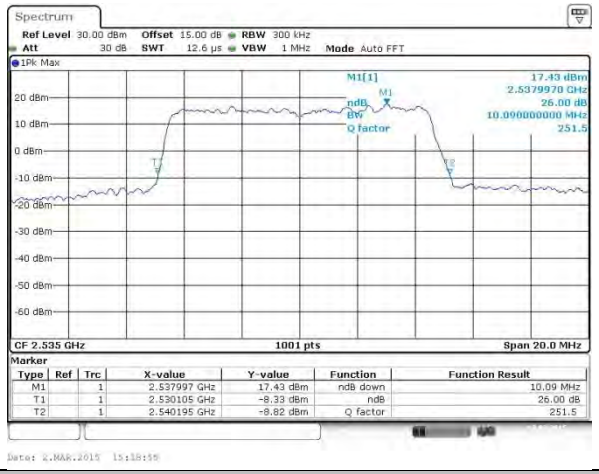

Middle Channel / 10MHz / 16QAM

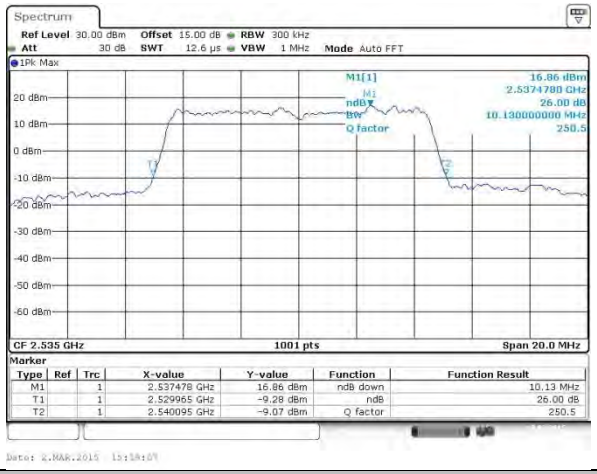

Highest Channel / 10MHz / QPSK

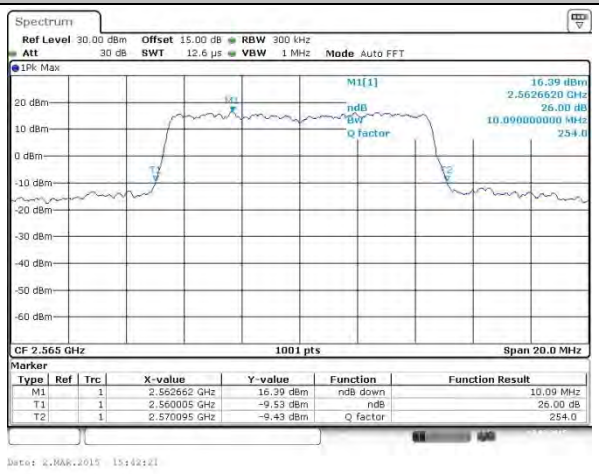

Highest Channel / 10MHz / 16QAM

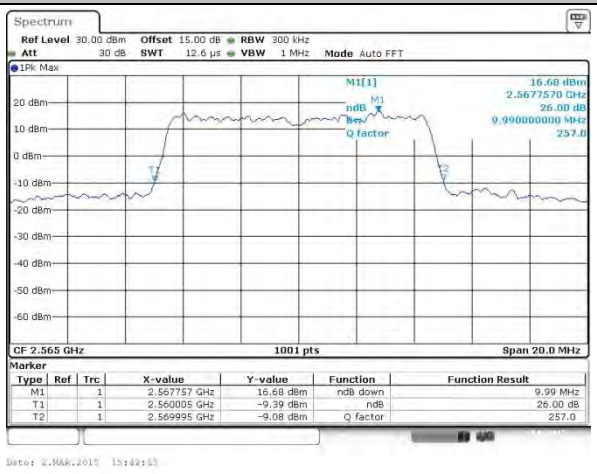

LTE Band 7

Lowest Channel / 15MHz / QPSK

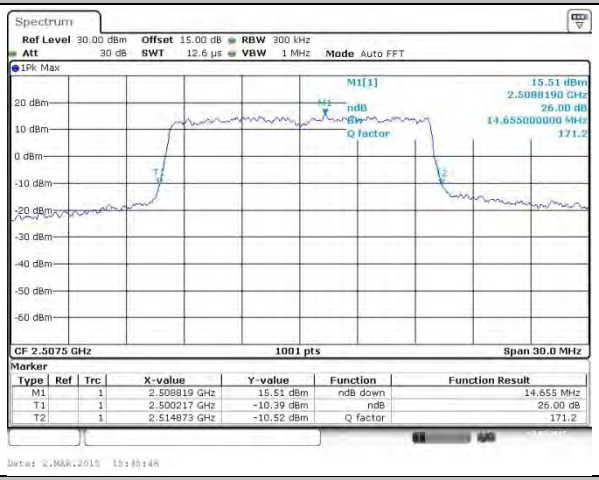

Lowest Channel / 15MHz / 16QAM

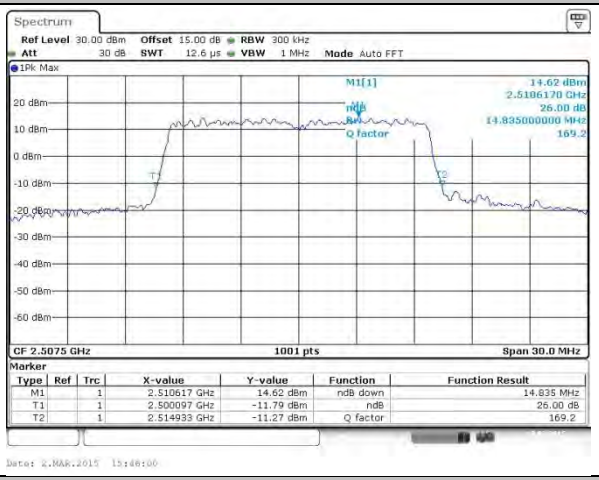

Middle Channel / 15MHz / QPSK

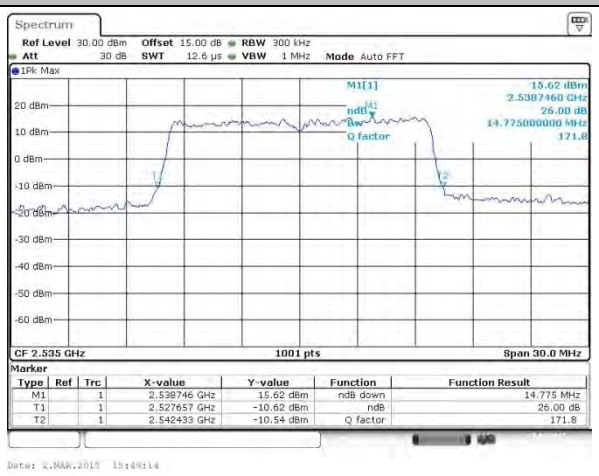

Middle Channel / 15MHz / 16QAM

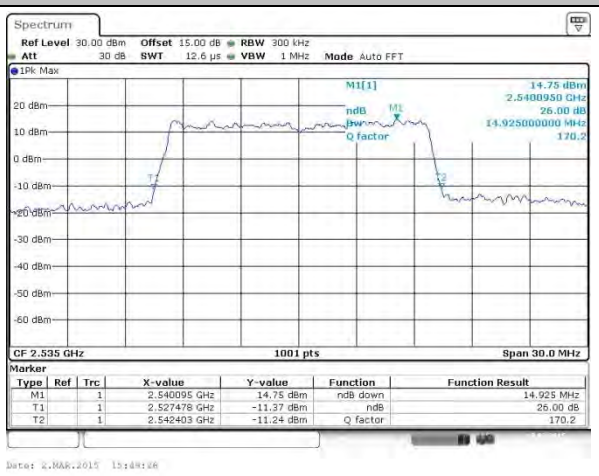

Highest Channel / 15MHz / QPSK

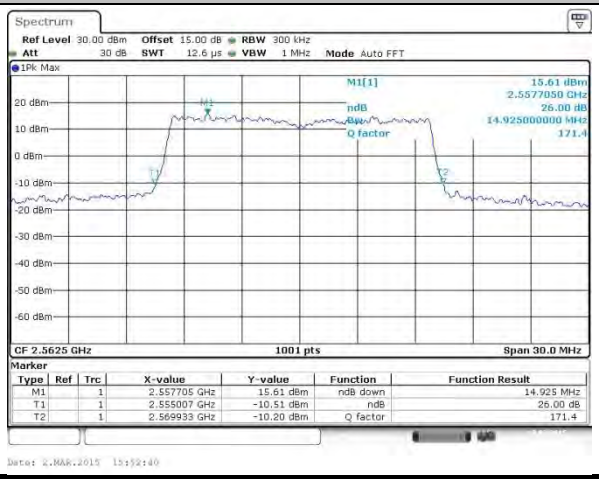

Highest Channel / 15MHz / 16QAM

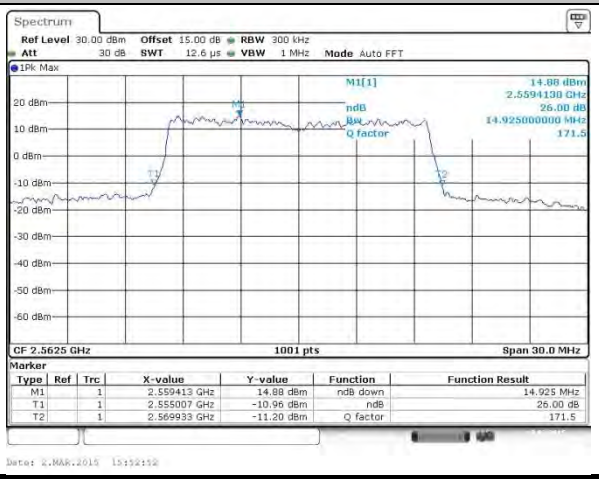

LTE Band 7

Lowest Channel / 20MHz / QPSK

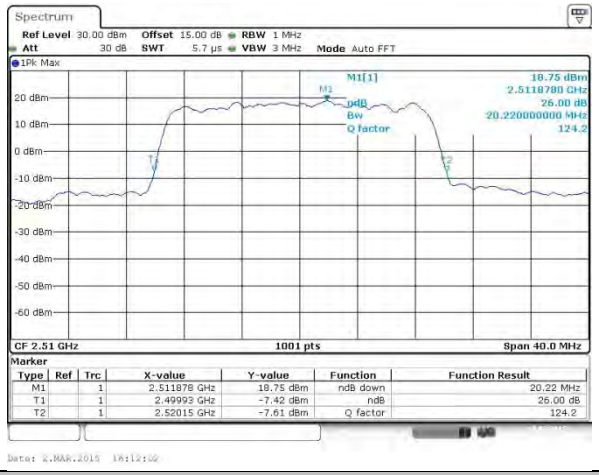

Lowest Channel / 20MHz / 16QAM

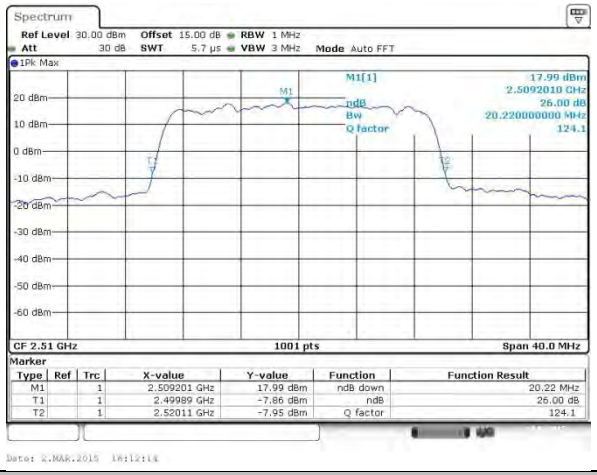

Middle Channel / 20MHz / QPSK

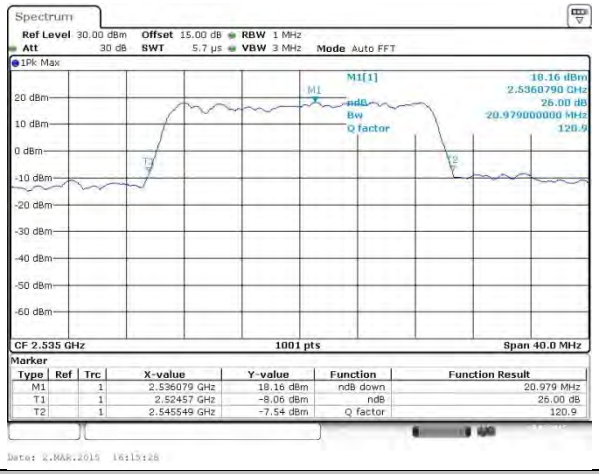

Middle Channel / 20MHz / 16QAM

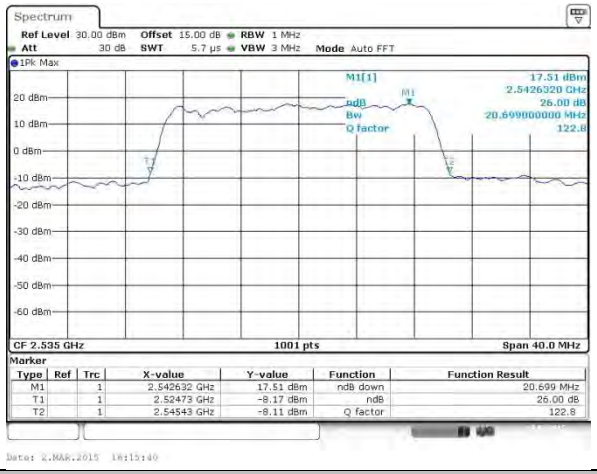

Highest Channel / 20MHz / QPSK

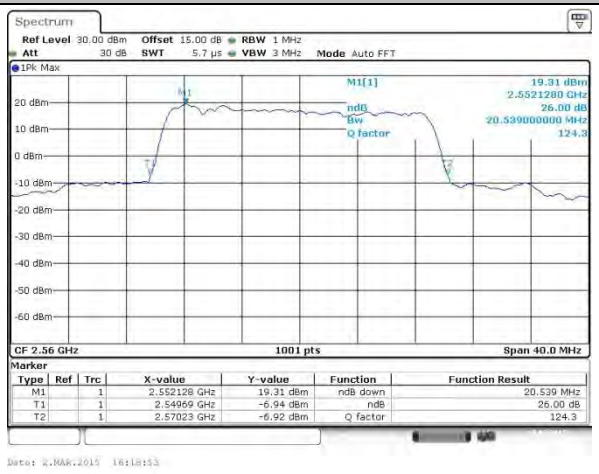

Highest Channel / 20MHz / 16QAM

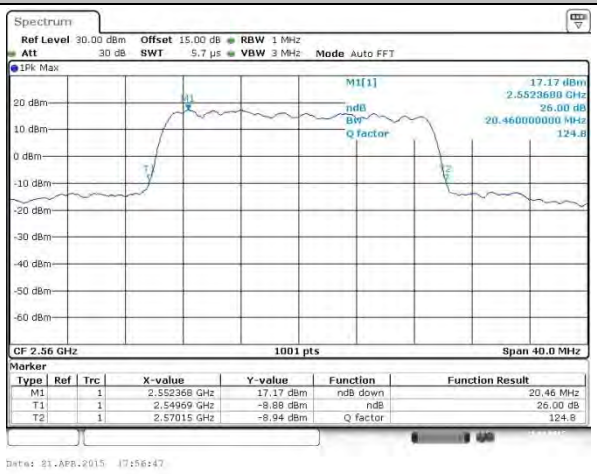

Occupied Bandwidth

Mode	LTE Band 7 : 99%OBW(MHz)											
BW	1.4MHz		3MHz		5MHz		10MHz		15MHz		20MHz	
Mod.	QPSK	16QAM	QPSK	16QAM	QPSK	16QAM	QPSK	16QAM	QPSK	16QAM	QPSK	16QAM
Lowest CH	-	-	-	-	4.53	4.52	9.05	9.05	13.49	13.49	18.34	18.50
Middle CH	-	-	-	-	4.52	4.52	9.09	9.07	13.55	13.52	18.50	18.58
Highest CH	-	-	-	-	4.52	4.51	9.07	9.05	13.58	13.55	18.54	18.62

LTE Band 7

Lowest Channel / 5MHz / QPSK

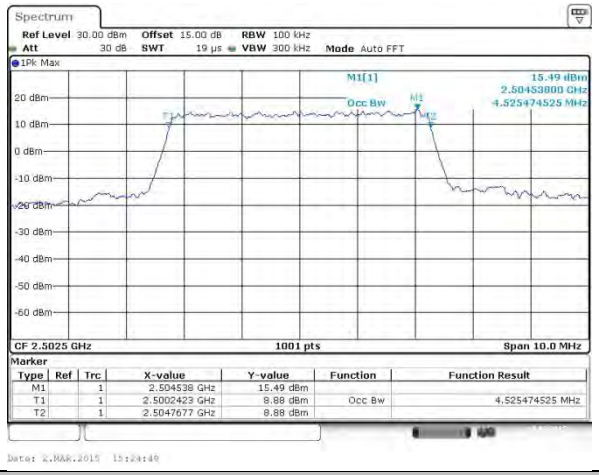

Lowest Channel / 5MHz / 16QAM

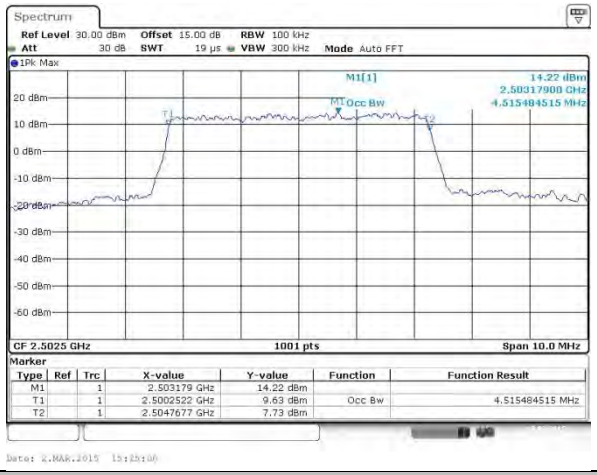

Middle Channel / 5MHz / QPSK

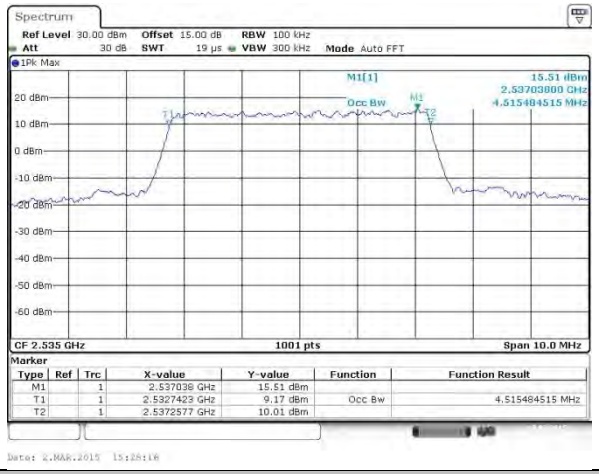

Middle Channel / 5MHz / 16QAM

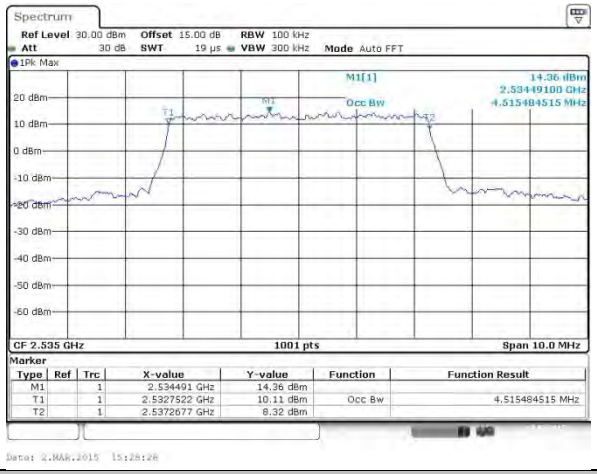

Highest Channel / 5MHz / QPSK

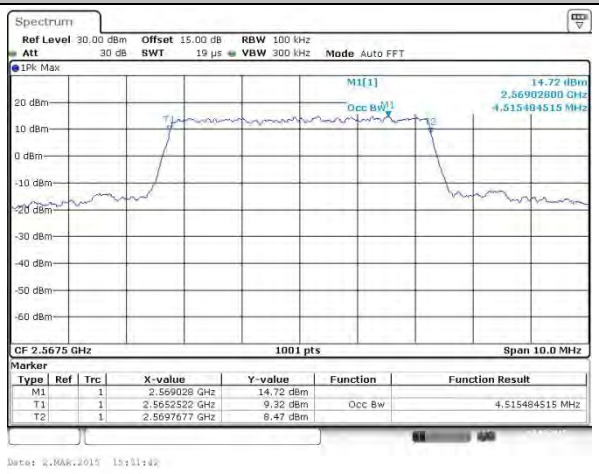

Highest Channel / 5MHz / 16QAM

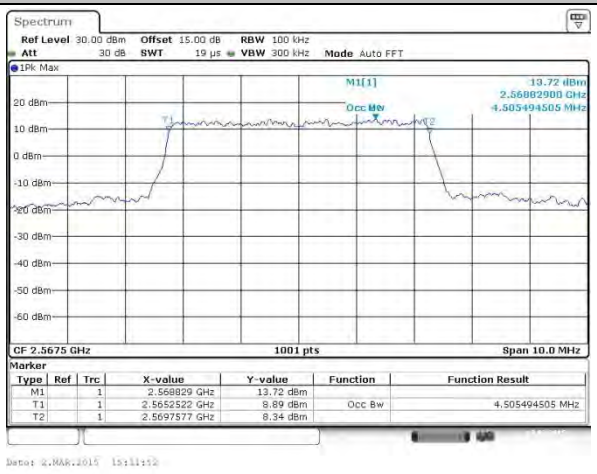

LTE Band 7

Lowest Channel / 10MHz / QPSK

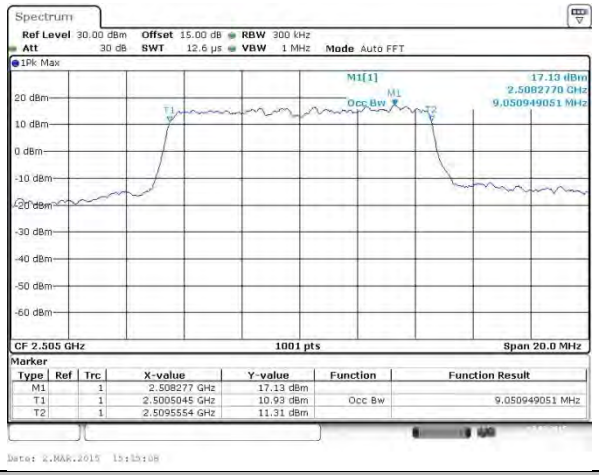

Lowest Channel / 10MHz / 16QAM

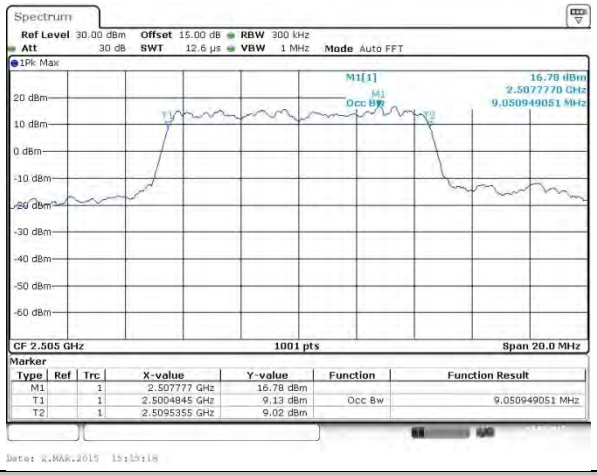

Middle Channel / 10MHz / QPSK

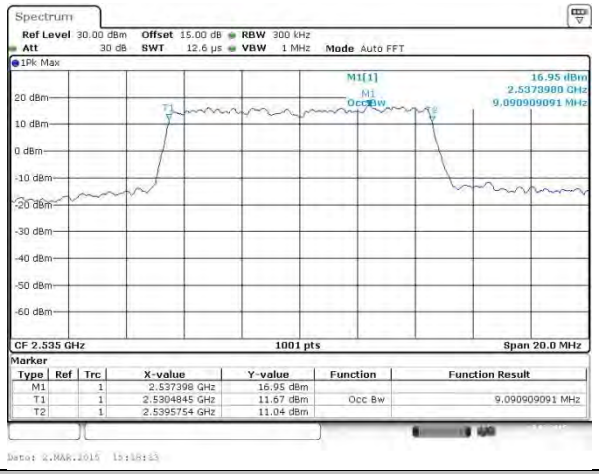

Middle Channel / 10MHz / 16QAM

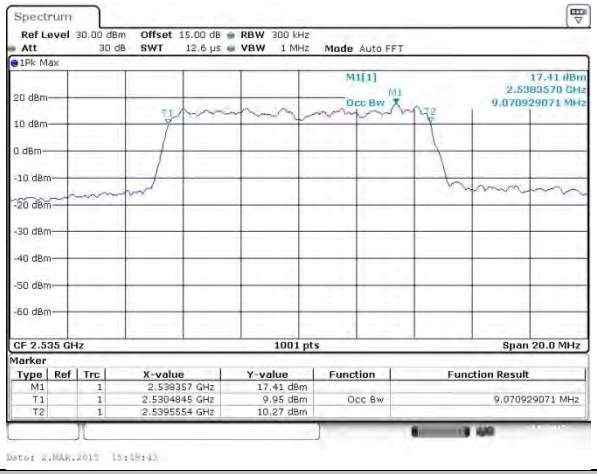

Highest Channel / 10MHz / QPSK

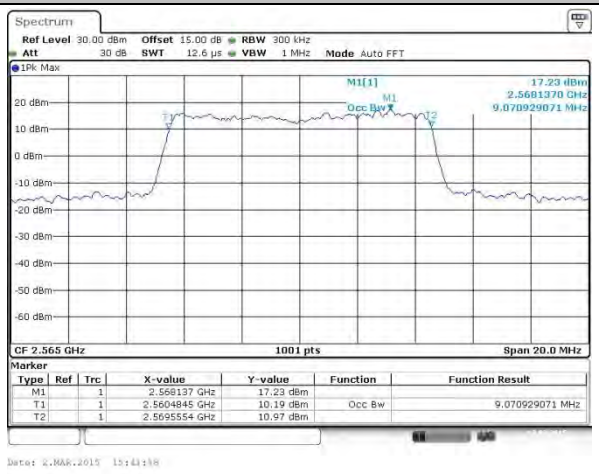

Highest Channel / 10MHz / 16QAM

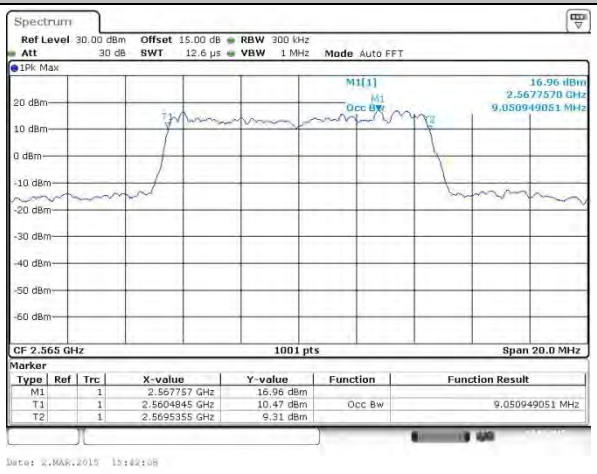

LTE Band 7

Lowest Channel / 15MHz / QPSK

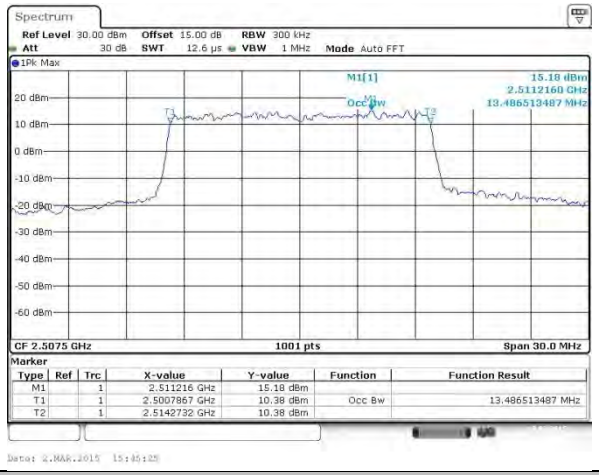

Lowest Channel / 15MHz / 16QAM

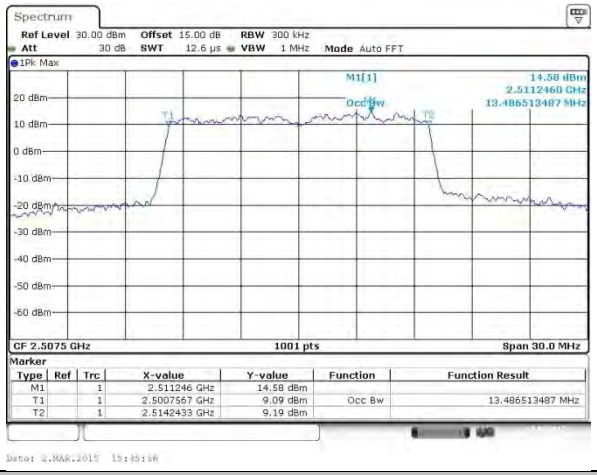

Middle Channel / 15MHz / QPSK

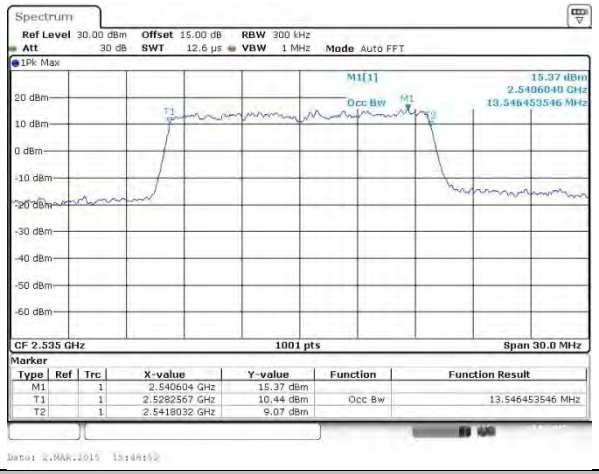

Middle Channel / 15MHz / 16QAM

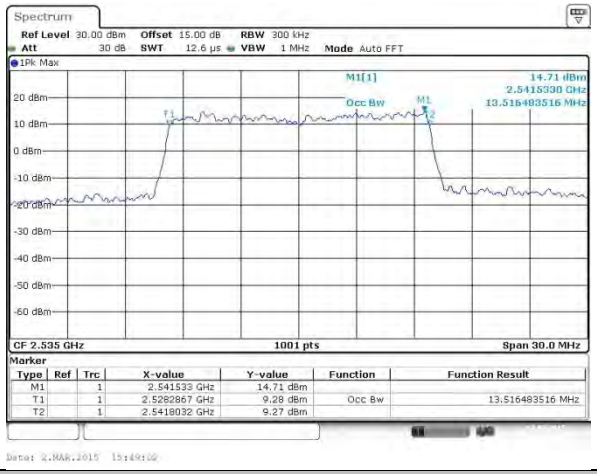

Highest Channel / 15MHz / QPSK

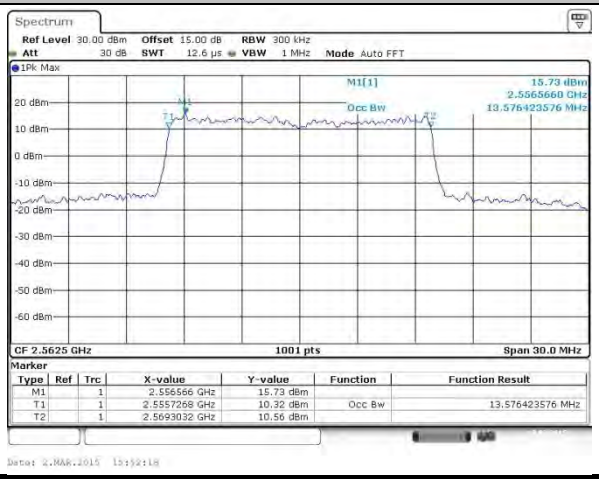

Highest Channel / 15MHz / 16QAM

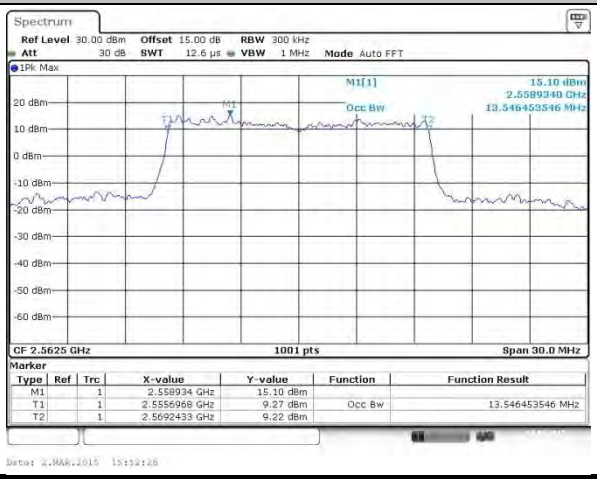

LTE Band 7

Lowest Channel / 20MHz / QPSK

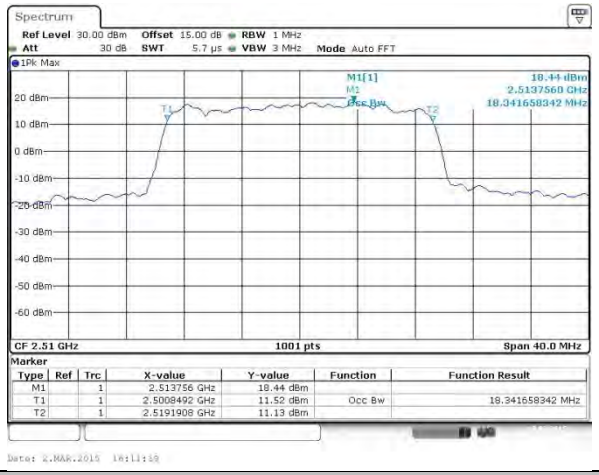

Lowest Channel / 20MHz / 16QAM

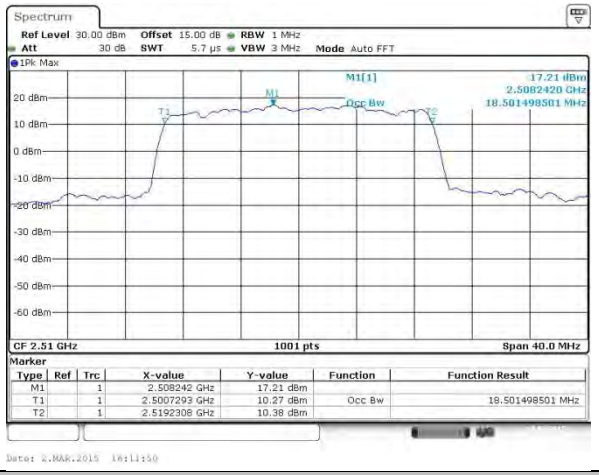

Middle Channel / 20MHz / QPSK

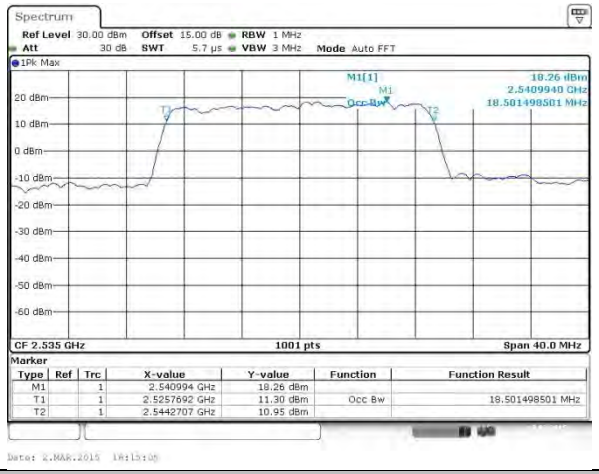

Middle Channel / 20MHz / 16QAM

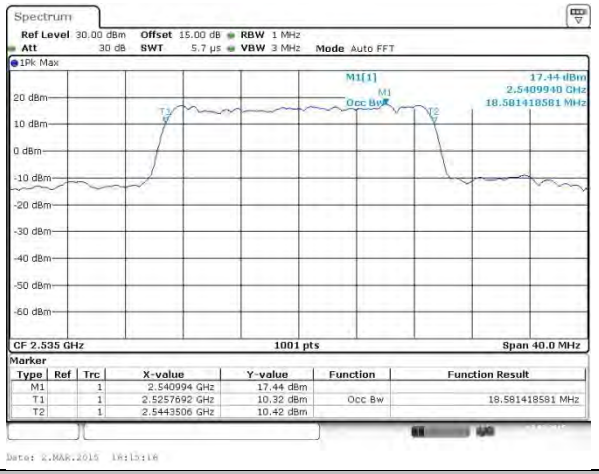

Highest Channel / 20MHz / QPSK

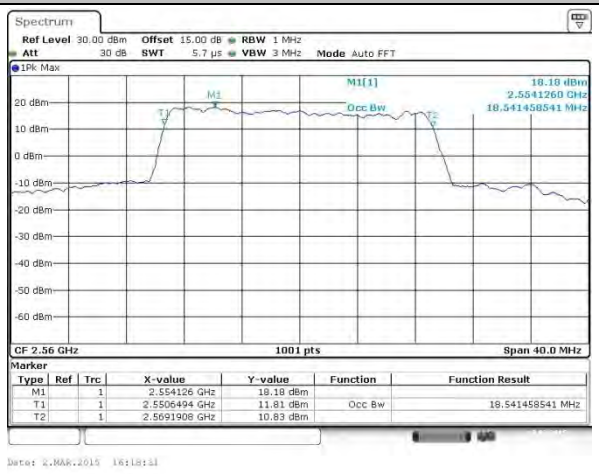

Highest Channel / 20MHz / 16QAM

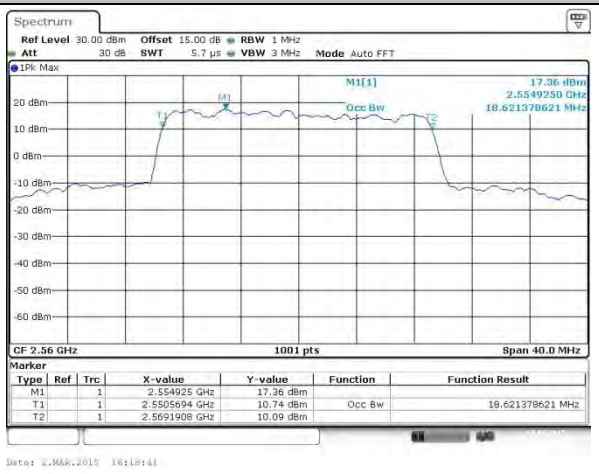

Conducted Band Edge

LTE Band 7 / 5MHz / QPSK

Lowest Band Edge / 1 RB

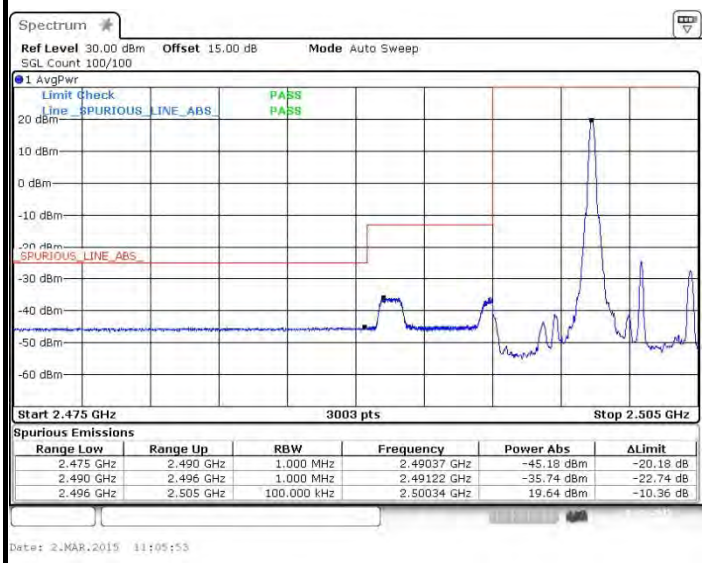

Spurious Emissions

Range Low	Range Up	RBW	Frequency	Power Abs	ΔLimit
2.475 GHz	2.490 GHz	1.000 MHz	2.49037 GHz	-45.18 dBm	-20.18 dB
2.490 GHz	2.496 GHz	1.000 MHz	2.49122 GHz	-35.74 dBm	-22.74 dB
2.496 GHz	2.505 GHz	100.000 kHz	2.50034 GHz	19.64 dBm	-10.36 dB

Highest Band Edge / 1 RB

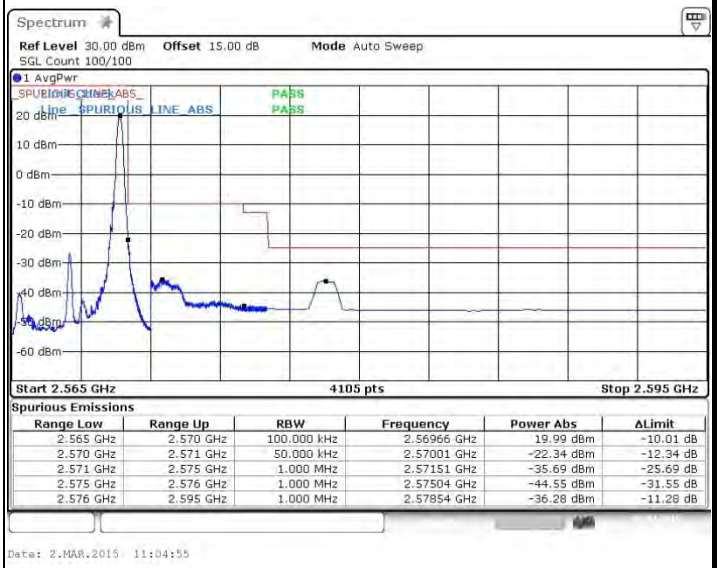

Spurious Emissions

Range Low	Range Up	RBW	Frequency	Power Abs	ΔLimit
2.565 GHz	2.570 GHz	100.000 kHz	2.56966 GHz	19.99 dBm	-10.01 dB
2.570 GHz	2.571 GHz	50.000 kHz	2.57001 GHz	-22.34 dBm	-12.34 dB
2.571 GHz	2.575 GHz	1.000 MHz	2.57151 GHz	-35.69 dBm	-25.69 dB
2.575 GHz	2.576 GHz	1.000 MHz	2.57504 GHz	-44.55 dBm	-31.55 dB
2.576 GHz	2.595 GHz	1.000 MHz	2.57854 GHz	-36.28 dBm	-11.28 dB

Lowest Band Edge / Full RB

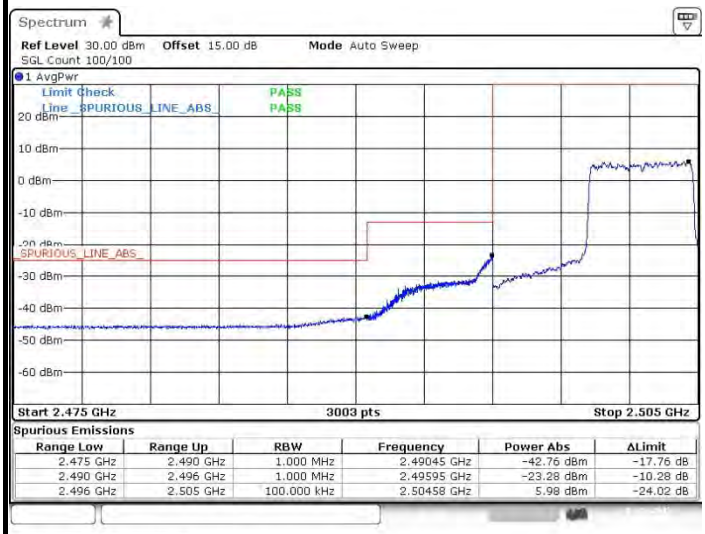

Spurious Emissions

Range Low	Range Up	RBW	Frequency	Power Abs	ΔLimit
2.475 GHz	2.490 GHz	1.000 MHz	2.49045 GHz	-42.76 dBm	-17.76 dB
2.490 GHz	2.496 GHz	1.000 MHz	2.49595 GHz	-23.28 dBm	-10.28 dB
2.496 GHz	2.505 GHz	100.000 kHz	2.50458 GHz	5.98 dBm	-24.02 dB

Highest Band Edge / Full RB

Spurious Emissions

Range Low	Range Up	RBW	Frequency	Power Abs	ΔLimit
2.565 GHz	2.570 GHz	100.000 kHz	2.56835 GHz	5.70 dBm	-24.30 dB
2.570 GHz	2.571 GHz	50.000 kHz	2.57001 GHz	-25.04 dBm	-15.04 dB
2.571 GHz	2.575 GHz	1.000 MHz	2.57104 GHz	-15.14 dBm	-5.14 dB
2.575 GHz	2.576 GHz	1.000 MHz	2.57503 GHz	-27.77 dBm	-14.77 dB
2.576 GHz	2.595 GHz	1.000 MHz	2.57609 GHz	-30.01 dBm	-5.01 dB

LTE Band 7 / 5MHz / 16QAM

Lowest Band Edge / 1 RB

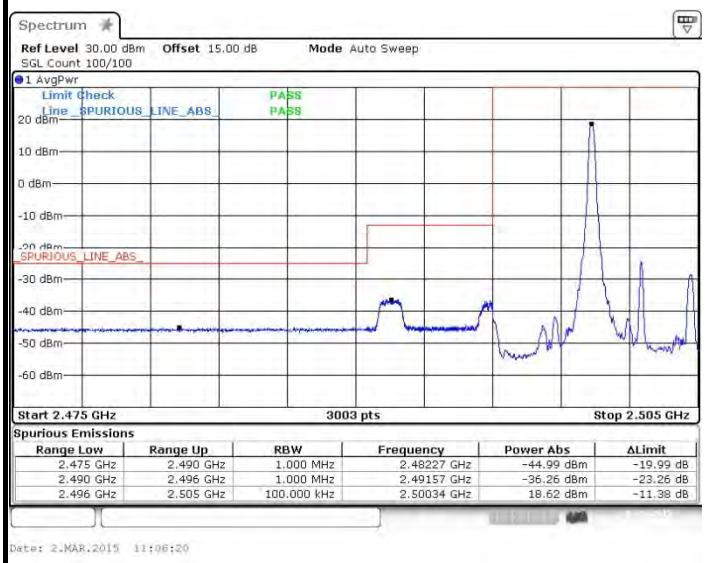

Spurious Emissions

Range Low	Range Up	RBW	Frequency	Power Abs	ΔLimit
2.475 GHz	2.490 GHz	1.000 MHz	2.48227 GHz	-44.99 dBm	-19.99 dB
2.490 GHz	2.496 GHz	1.000 MHz	2.49157 GHz	-36.26 dBm	-23.26 dB
2.496 GHz	2.505 GHz	100.000 kHz	2.50034 GHz	18.62 dBm	-11.38 dB

Highest Band Edge / 1 RB

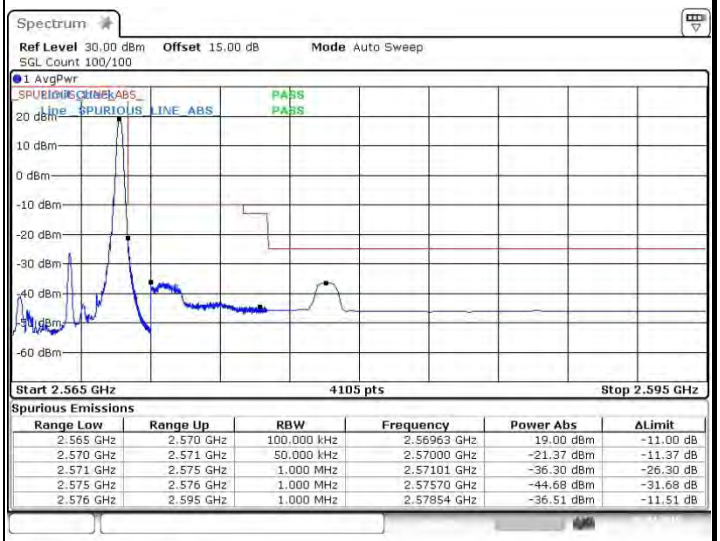

Spurious Emissions

Range Low	Range Up	RBW	Frequency	Power Abs	ΔLimit
2.565 GHz	2.570 GHz	100.000 kHz	2.56963 GHz	19.00 dBm	-11.00 dB
2.570 GHz	2.571 GHz	50.000 kHz	2.57000 GHz	-21.37 dBm	-11.37 dB
2.571 GHz	2.575 GHz	1.000 MHz	2.57101 GHz	-36.30 dBm	-26.30 dB
2.575 GHz	2.576 GHz	1.000 MHz	2.57570 GHz	-44.68 dBm	-31.68 dB
2.576 GHz	2.595 GHz	1.000 MHz	2.57854 GHz	-36.51 dBm	-11.51 dB

Lowest Band Edge / Full RB

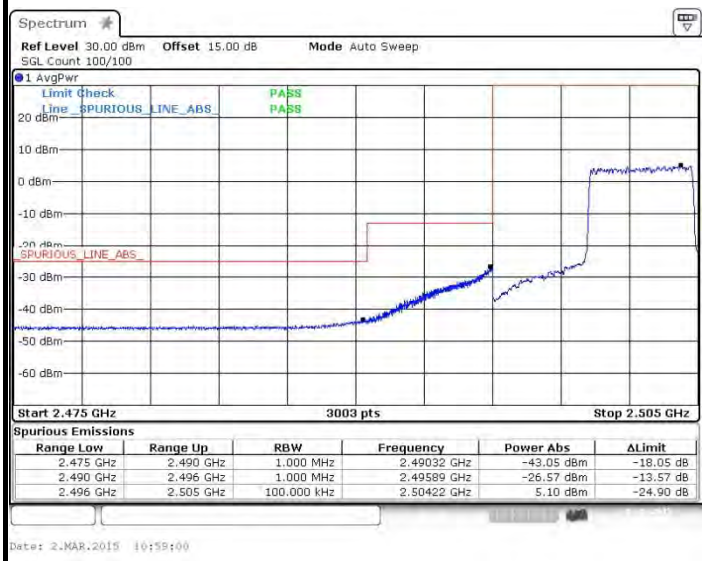

Spurious Emissions

Range Low	Range Up	RBW	Frequency	Power Abs	ΔLimit
2.475 GHz	2.490 GHz	1.000 MHz	2.49032 GHz	-43.05 dBm	-18.05 dB
2.490 GHz	2.496 GHz	1.000 MHz	2.49589 GHz	-26.57 dBm	-13.57 dB
2.496 GHz	2.505 GHz	100.000 kHz	2.50422 GHz	5.10 dBm	-24.90 dB

Highest Band Edge / Full RB

Spurious Emissions

Range Low	Range Up	RBW	Frequency	Power Abs	ΔLimit
2.565 GHz	2.570 GHz	100.000 kHz	2.56905 GHz	4.51 dBm	-25.49 dB
2.570 GHz	2.571 GHz	50.000 kHz	2.57001 GHz	-25.77 dBm	-15.77 dB
2.571 GHz	2.575 GHz	1.000 MHz	2.57106 GHz	-14.86 dBm	-4.86 dB
2.575 GHz	2.576 GHz	1.000 MHz	2.57506 GHz	-26.90 dBm	-13.90 dB
2.576 GHz	2.595 GHz	1.000 MHz	2.57609 GHz	-31.05 dBm	-6.05 dB

LTE Band 7 / 10MHz / QPSK

Lowest Band Edge / 1 RB

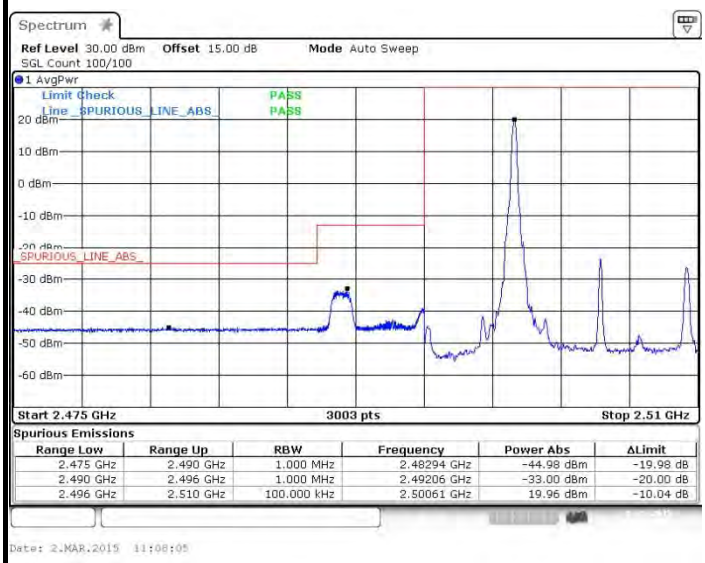

Spurious Emissions

Range Low	Range Up	RBW	Frequency	Power Abs	ΔLimit
2.475 GHz	2.490 GHz	1.000 MHz	2.48294 GHz	-44.98 dBm	-19.98 dB
2.490 GHz	2.496 GHz	1.000 MHz	2.49206 GHz	-33.00 dBm	-20.00 dB
2.496 GHz	2.510 GHz	100.000 kHz	2.50061 GHz	19.96 dBm	-10.04 dB

Date: 2.MAR.2015 11:08:05

Highest Band Edge / 1 RB

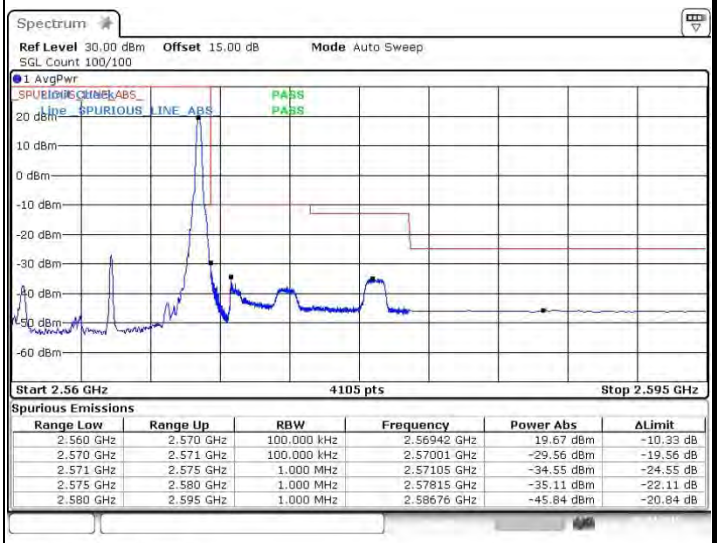

Spurious Emissions

Range Low	Range Up	RBW	Frequency	Power Abs	ΔLimit
2.560 GHz	2.570 GHz	100.000 kHz	2.56942 GHz	19.67 dBm	-10.33 dB
2.570 GHz	2.571 GHz	100.000 kHz	2.57001 GHz	-29.56 dBm	-19.56 dB
2.571 GHz	2.575 GHz	1.000 MHz	2.57105 GHz	-34.55 dBm	-24.55 dB
2.575 GHz	2.580 GHz	1.000 MHz	2.57815 GHz	-35.11 dBm	-22.11 dB
2.580 GHz	2.595 GHz	1.000 MHz	2.58676 GHz	-45.84 dBm	-20.84 dB

Date: 2.MAR.2015 11:12:19

Lowest Band Edge / Full RB

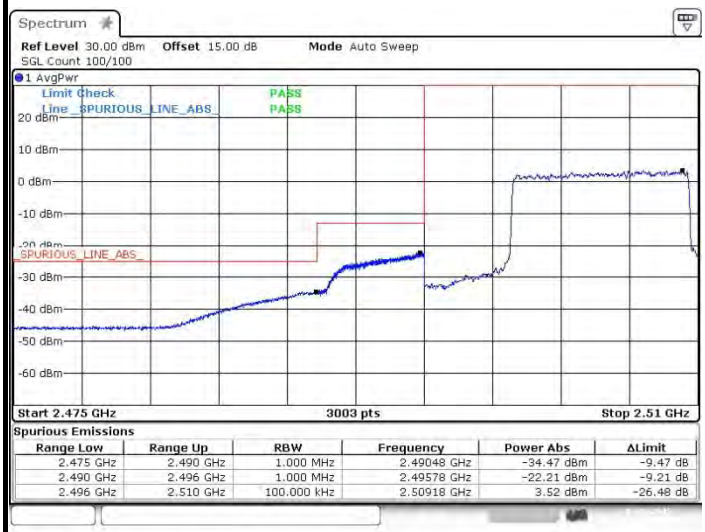

Spurious Emissions

Range Low	Range Up	RBW	Frequency	Power Abs	ΔLimit
2.475 GHz	2.490 GHz	1.000 MHz	2.49048 GHz	-34.47 dBm	-9.47 dB
2.490 GHz	2.496 GHz	1.000 MHz	2.49578 GHz	-22.21 dBm	-9.21 dB
2.496 GHz	2.510 GHz	100.000 kHz	2.50918 GHz	3.52 dBm	-26.48 dB

Date: 2.MAR.2015 11:10:31

Highest Band Edge / Full RB

Spurious Emissions

Range Low	Range Up	RBW	Frequency	Power Abs	ΔLimit
2.560 GHz	2.570 GHz	100.000 kHz	2.56919 GHz	2.59 dBm	-27.41 dB
2.570 GHz	2.571 GHz	100.000 kHz	2.57001 GHz	-25.29 dBm	-15.29 dB
2.571 GHz	2.575 GHz	1.000 MHz	2.57133 GHz	-16.20 dBm	-6.20 dB
2.575 GHz	2.580 GHz	1.000 MHz	2.57505 GHz	-19.74 dBm	-6.74 dB
2.580 GHz	2.595 GHz	1.000 MHz	2.58007 GHz	-34.09 dBm	-9.09 dB

Date: 2.MAR.2015 11:11:53

LTE Band 7 / 10MHz / 16QAM

Lowest Band Edge / 1 RB

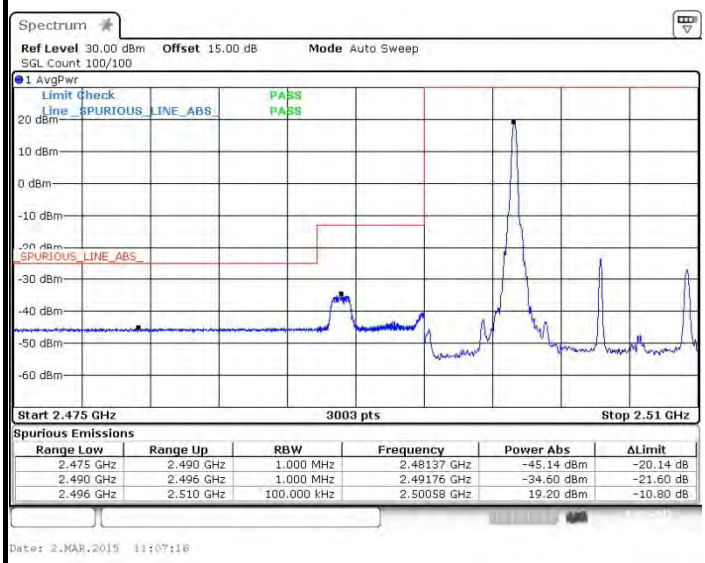

Spurious Emissions

Range Low	Range Up	RBW	Frequency	Power Abs	ΔLimit
2.475 GHz	2.490 GHz	1.000 MHz	2.48137 GHz	-45.14 dBm	-20.14 dB
2.490 GHz	2.496 GHz	1.000 MHz	2.49176 GHz	-34.60 dBm	-21.60 dB
2.496 GHz	2.510 GHz	100.000 kHz	2.50058 GHz	19.20 dBm	-10.80 dB

Date: 2.MAR.2015 11:07:18

Highest Band Edge / 1 RB

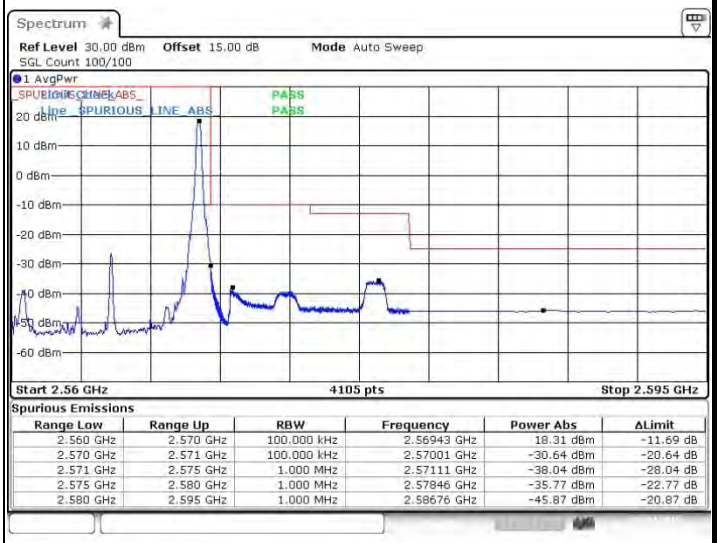

Spurious Emissions

Range Low	Range Up	RBW	Frequency	Power Abs	ΔLimit
2.560 GHz	2.570 GHz	100.000 kHz	2.56943 GHz	18.31 dBm	-11.69 dB
2.570 GHz	2.571 GHz	100.000 kHz	2.57001 GHz	-30.64 dBm	-20.64 dB
2.571 GHz	2.575 GHz	1.000 MHz	2.57111 GHz	-38.04 dBm	-28.04 dB
2.575 GHz	2.580 GHz	1.000 MHz	2.57846 GHz	-35.77 dBm	-22.77 dB
2.580 GHz	2.595 GHz	1.000 MHz	2.58676 GHz	-45.87 dBm	-20.87 dB

Date: 2.MAR.2015 11:12:43

Lowest Band Edge / Full RB

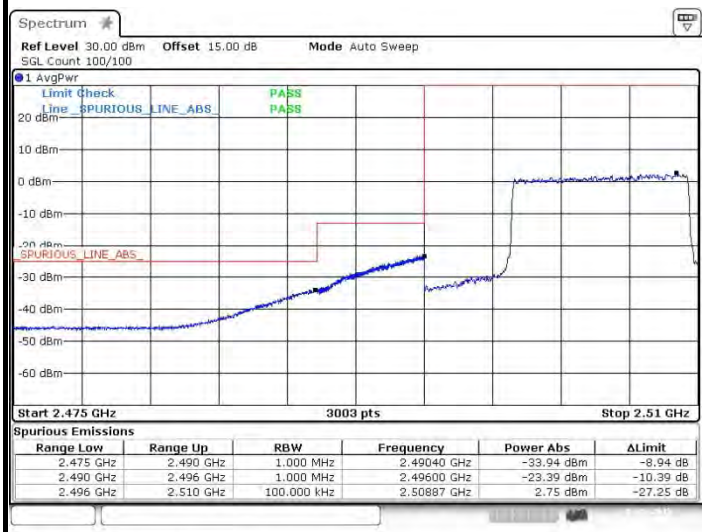

Spurious Emissions

Range Low	Range Up	RBW	Frequency	Power Abs	ΔLimit
2.475 GHz	2.490 GHz	1.000 MHz	2.49040 GHz	-33.94 dBm	-8.94 dB
2.490 GHz	2.496 GHz	1.000 MHz	2.49600 GHz	-23.39 dBm	-10.39 dB
2.496 GHz	2.510 GHz	100.000 kHz	2.50887 GHz	2.75 dBm	-27.25 dB

Date: 2.MAR.2015 11:10:55

Highest Band Edge / Full RB

Spurious Emissions

Range Low	Range Up	RBW	Frequency	Power Abs	ΔLimit
2.560 GHz	2.570 GHz	100.000 kHz	2.56196 GHz	1.83 dBm	-28.17 dB
2.570 GHz	2.571 GHz	100.000 kHz	2.57001 GHz	-25.91 dBm	-15.91 dB
2.571 GHz	2.575 GHz	1.000 MHz	2.57118 GHz	-16.92 dBm	-6.92 dB
2.575 GHz	2.580 GHz	1.000 MHz	2.57508 GHz	-20.57 dBm	-7.57 dB
2.580 GHz	2.595 GHz	1.000 MHz	2.58007 GHz	-33.49 dBm	-8.49 dB

Date: 2.MAR.2015 11:11:29

LTE Band 7 / 15MHz / QPSK

Lowest Band Edge / 1 RB

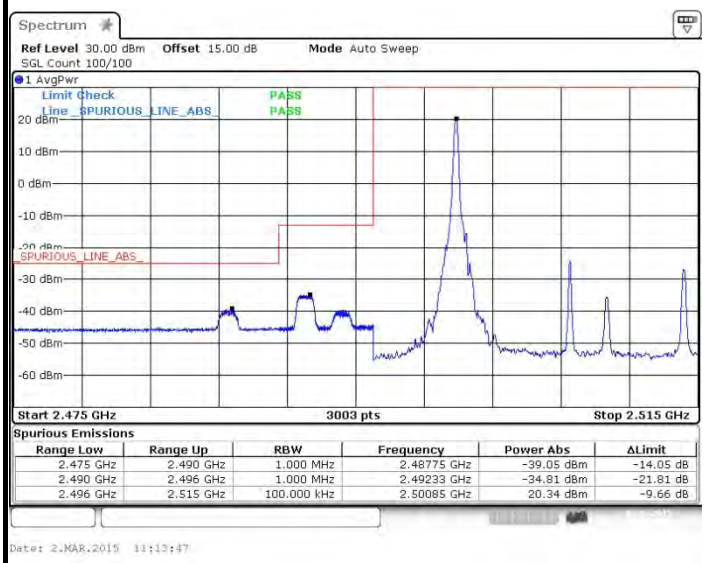

Spurious Emissions

Range Low	Range Up	RBW	Frequency	Power Abs	ΔLimit
2.475 GHz	2.490 GHz	1.000 MHz	2.48775 GHz	-39.05 dBm	-14.05 dB
2.490 GHz	2.496 GHz	1.000 MHz	2.49233 GHz	-34.81 dBm	-21.81 dB
2.496 GHz	2.515 GHz	100.000 kHz	2.50085 GHz	20.34 dBm	-9.66 dB

Date: 2.MAR.2015 11:13:47

Highest Band Edge / 1 RB

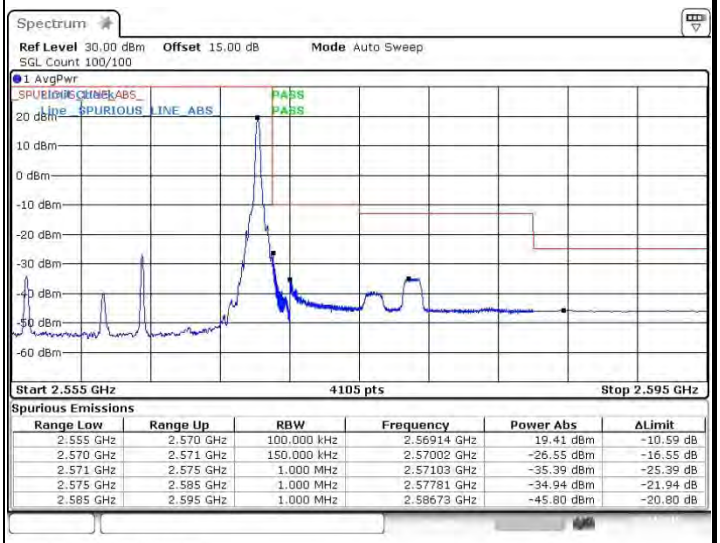

Spurious Emissions

Range Low	Range Up	RBW	Frequency	Power Abs	ΔLimit
2.555 GHz	2.570 GHz	100.000 kHz	2.56914 GHz	19.41 dBm	-10.59 dB
2.570 GHz	2.571 GHz	150.000 kHz	2.57002 GHz	-26.55 dBm	-16.55 dB
2.571 GHz	2.575 GHz	1.000 MHz	2.57103 GHz	-35.39 dBm	-25.39 dB
2.575 GHz	2.585 GHz	1.000 MHz	2.57781 GHz	-34.94 dBm	-21.94 dB
2.585 GHz	2.595 GHz	1.000 MHz	2.58673 GHz	-45.80 dBm	-20.80 dB

Date: 2.MAR.2015 11:16:29

Lowest Band Edge / Full RB

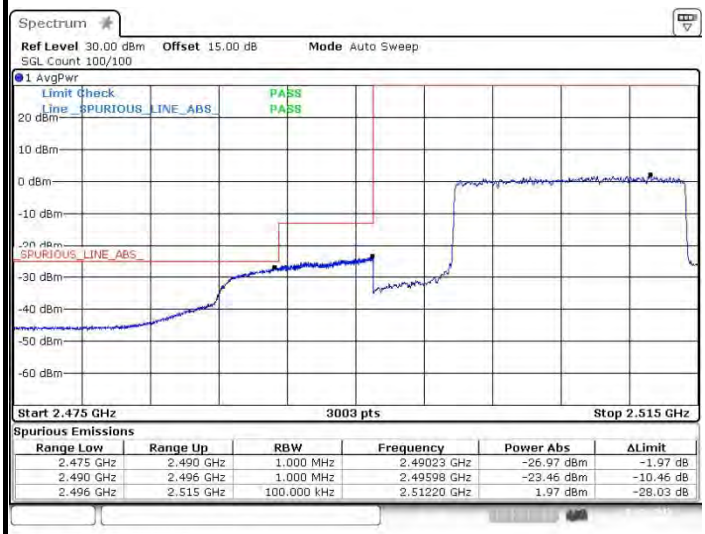

Spurious Emissions

Range Low	Range Up	RBW	Frequency	Power Abs	ΔLimit
2.475 GHz	2.490 GHz	1.000 MHz	2.49023 GHz	-26.97 dBm	-1.97 dB
2.490 GHz	2.496 GHz	1.000 MHz	2.49598 GHz	-23.46 dBm	-10.46 dB
2.496 GHz	2.515 GHz	100.000 kHz	2.51220 GHz	1.97 dBm	-28.03 dB

Date: 2.MAR.2015 11:14:12

Highest Band Edge / Full RB

Spurious Emissions

Range Low	Range Up	RBW	Frequency	Power Abs	ΔLimit
2.555 GHz	2.570 GHz	100.000 kHz	2.55610 GHz	1.69 dBm	-28.31 dB
2.570 GHz	2.571 GHz	150.000 kHz	2.57003 GHz	-25.31 dBm	-15.31 dB
2.571 GHz	2.575 GHz	1.000 MHz	2.57142 GHz	-18.43 dBm	-8.43 dB
2.575 GHz	2.585 GHz	1.000 MHz	2.57549 GHz	-20.71 dBm	-7.71 dB
2.585 GHz	2.595 GHz	1.000 MHz	2.58505 GHz	-38.15 dBm	-13.15 dB

Date: 2.MAR.2015 11:15:36

LTE Band 7 / 15MHz / 16QAM

Lowest Band Edge / 1 RB

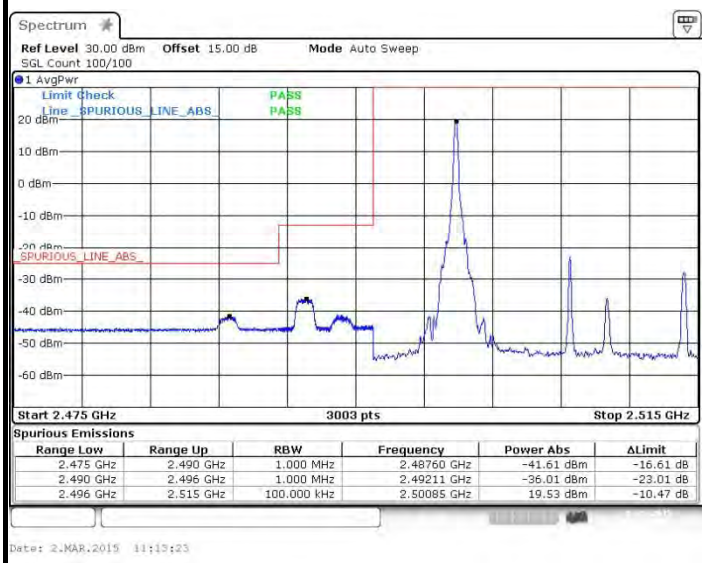

Spurious Emissions

Range Low	Range Up	RBW	Frequency	Power Abs	ΔLimit
2.475 GHz	2.490 GHz	1.000 MHz	2.48760 GHz	-41.61 dBm	-16.61 dB
2.490 GHz	2.496 GHz	1.000 MHz	2.49211 GHz	-36.01 dBm	-23.01 dB
2.496 GHz	2.515 GHz	100.000 kHz	2.50085 GHz	19.53 dBm	-10.47 dB

Date: 2.MAR.2015 11:13:23

Highest Band Edge / 1 RB

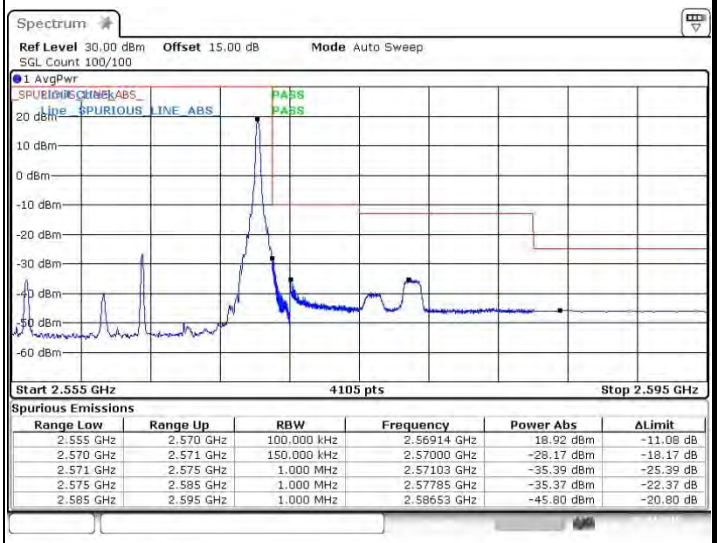

Spurious Emissions

Range Low	Range Up	RBW	Frequency	Power Abs	ΔLimit
2.555 GHz	2.570 GHz	100.000 kHz	2.56914 GHz	18.92 dBm	-11.08 dB
2.570 GHz	2.571 GHz	150.000 kHz	2.57000 GHz	-28.17 dBm	-18.17 dB
2.571 GHz	2.575 GHz	1.000 MHz	2.57103 GHz	-35.39 dBm	-25.39 dB
2.575 GHz	2.585 GHz	1.000 MHz	2.57785 GHz	-35.37 dBm	-22.37 dB
2.585 GHz	2.595 GHz	1.000 MHz	2.58653 GHz	-45.80 dBm	-20.80 dB

Date: 2.MAR.2015 11:17:08

Lowest Band Edge / Full RB

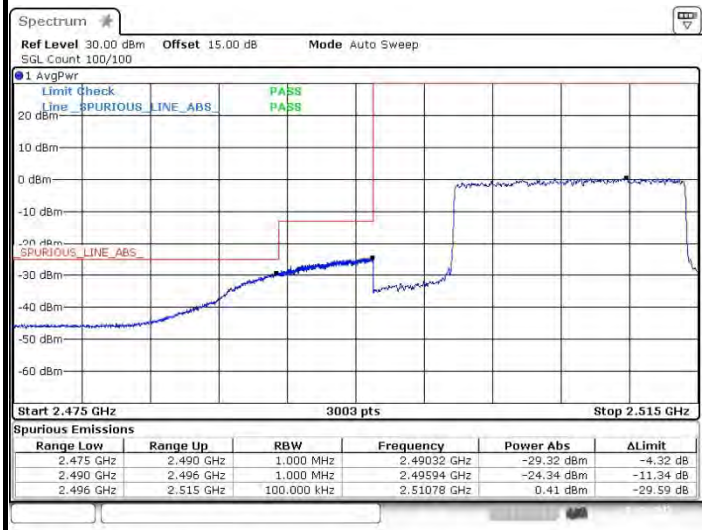

Spurious Emissions

Range Low	Range Up	RBW	Frequency	Power Abs	ΔLimit
2.475 GHz	2.490 GHz	1.000 MHz	2.49032 GHz	-29.32 dBm	-4.32 dB
2.490 GHz	2.496 GHz	1.000 MHz	2.49594 GHz	-24.34 dBm	-11.34 dB
2.496 GHz	2.515 GHz	100.000 kHz	2.51078 GHz	0.41 dBm	-29.59 dB

Date: 2.MAR.2015 11:14:36

Highest Band Edge / Full RB

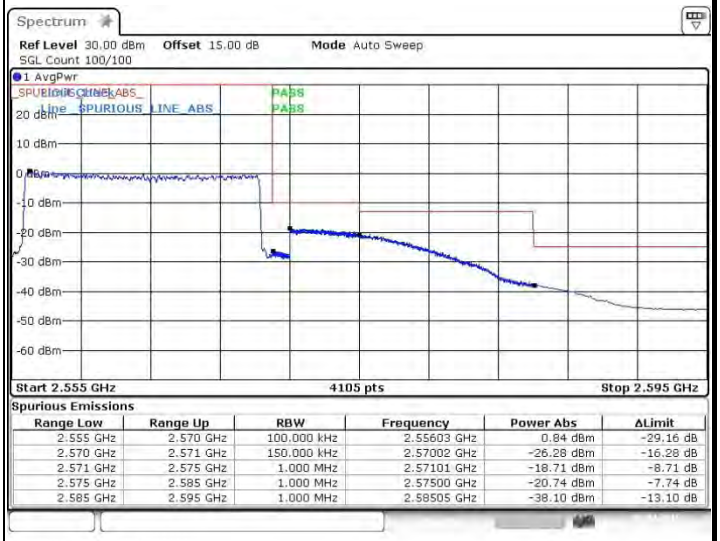

Spurious Emissions

Range Low	Range Up	RBW	Frequency	Power Abs	ΔLimit
2.555 GHz	2.570 GHz	100.000 kHz	2.55603 GHz	0.84 dBm	-29.16 dB
2.570 GHz	2.571 GHz	150.000 kHz	2.57002 GHz	-26.28 dBm	-16.28 dB
2.571 GHz	2.575 GHz	1.000 MHz	2.57101 GHz	-18.71 dBm	-8.71 dB
2.575 GHz	2.585 GHz	1.000 MHz	2.57500 GHz	-20.74 dBm	-7.74 dB
2.585 GHz	2.595 GHz	1.000 MHz	2.58505 GHz	-38.10 dBm	-13.10 dB

Date: 2.MAR.2015 11:15:11

LTE Band 7 / 20MHz / QPSK

Lowest Band Edge / 1 RB

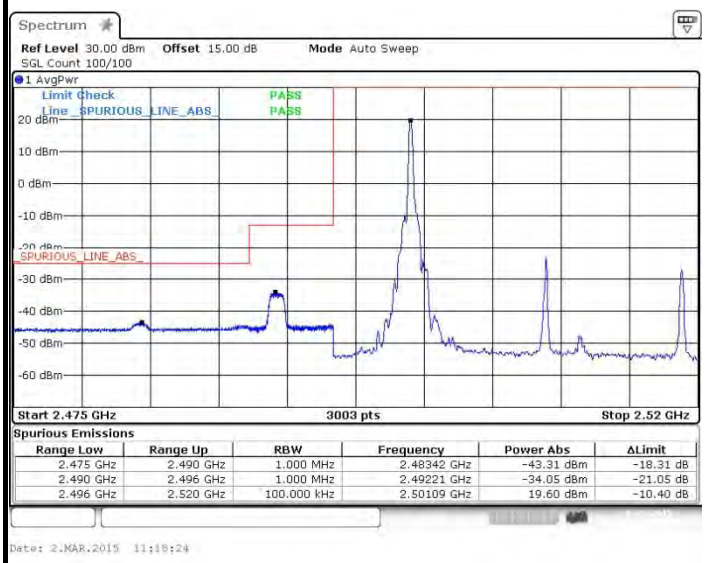

Spurious Emissions

Range Low	Range Up	RBW	Frequency	Power Abs	ΔLimit
2.475 GHz	2.490 GHz	1.000 MHz	2.48342 GHz	-43.31 dBm	-18.31 dB
2.490 GHz	2.496 GHz	1.000 MHz	2.49221 GHz	-34.05 dBm	-21.05 dB
2.496 GHz	2.520 GHz	100.000 kHz	2.50109 GHz	19.60 dBm	-10.40 dB

Date: 2.MAR.2015 11:18:24

Highest Band Edge / 1 RB

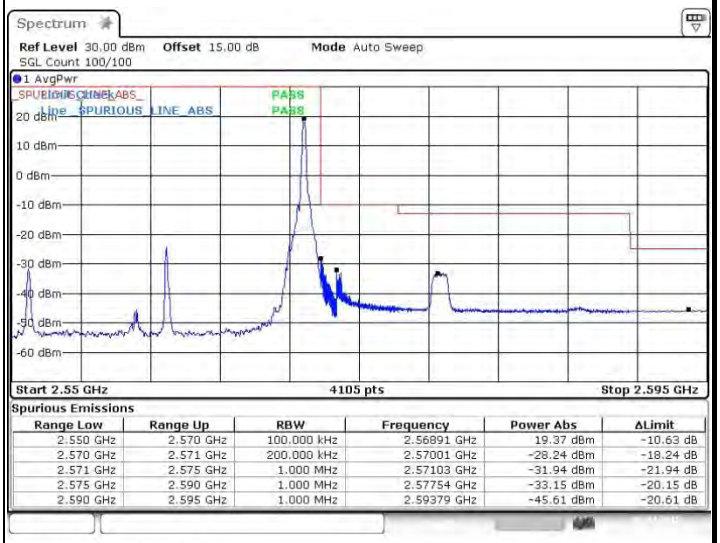

Spurious Emissions

Range Low	Range Up	RBW	Frequency	Power Abs	ΔLimit
2.550 GHz	2.570 GHz	100.000 kHz	2.56891 GHz	19.37 dBm	-10.63 dB
2.570 GHz	2.571 GHz	200.000 kHz	2.57001 GHz	-28.24 dBm	-18.24 dB
2.571 GHz	2.575 GHz	1.000 MHz	2.57103 GHz	-31.94 dBm	-21.94 dB
2.575 GHz	2.590 GHz	1.000 MHz	2.57754 GHz	-33.15 dBm	-20.15 dB
2.590 GHz	2.595 GHz	1.000 MHz	2.59379 GHz	-45.61 dBm	-20.61 dB

Date: 2.MAR.2015 11:22:45

Lowest Band Edge / Full RB

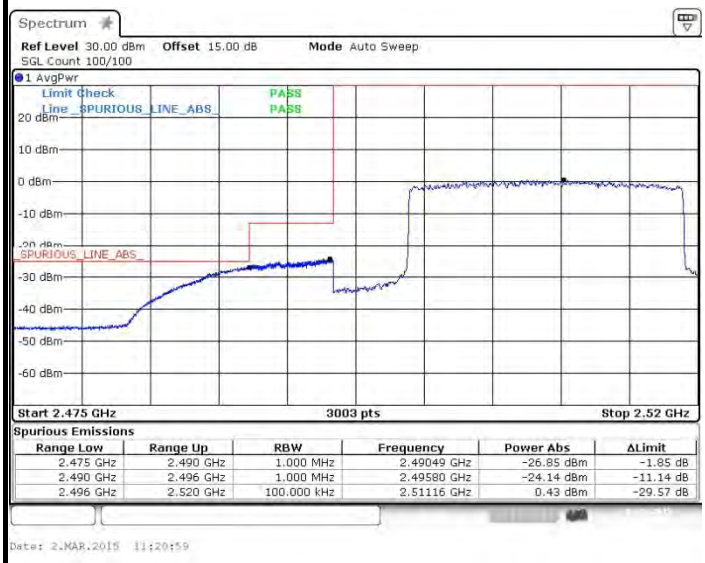

Spurious Emissions

Range Low	Range Up	RBW	Frequency	Power Abs	ΔLimit
2.475 GHz	2.490 GHz	1.000 MHz	2.49049 GHz	-26.85 dBm	-1.85 dB
2.490 GHz	2.496 GHz	1.000 MHz	2.49580 GHz	-24.14 dBm	-11.14 dB
2.496 GHz	2.520 GHz	100.000 kHz	2.51116 GHz	0.43 dBm	-29.57 dB

Date: 2.MAR.2015 11:20:59

Highest Band Edge / Full RB

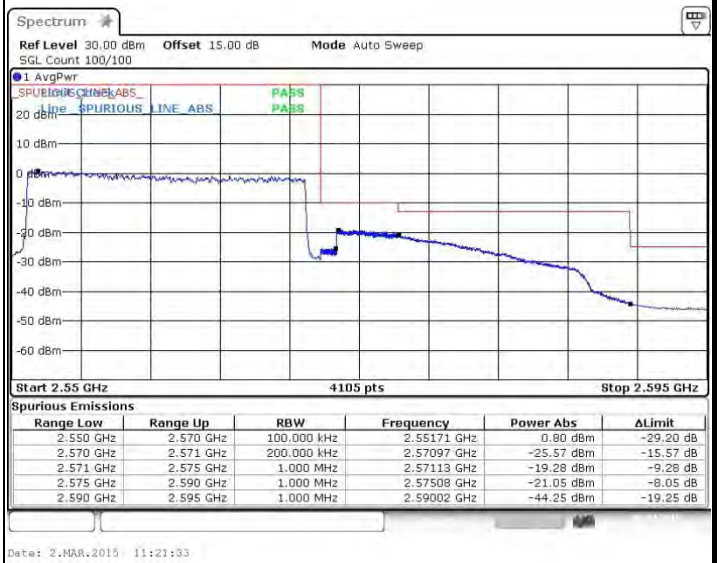

Spurious Emissions

Range Low	Range Up	RBW	Frequency	Power Abs	ΔLimit
2.550 GHz	2.570 GHz	100.000 kHz	2.55171 GHz	0.80 dBm	-29.20 dB
2.570 GHz	2.571 GHz	200.000 kHz	2.57097 GHz	-25.57 dBm	-15.57 dB
2.571 GHz	2.575 GHz	1.000 MHz	2.57113 GHz	-19.28 dBm	-9.28 dB
2.575 GHz	2.590 GHz	1.000 MHz	2.57508 GHz	-21.05 dBm	-8.05 dB
2.590 GHz	2.595 GHz	1.000 MHz	2.59002 GHz	-44.25 dBm	-19.25 dB

Date: 2.MAR.2015 11:21:33

LTE Band 7 / 20MHz / 16QAM

Lowest Band Edge /1 RB

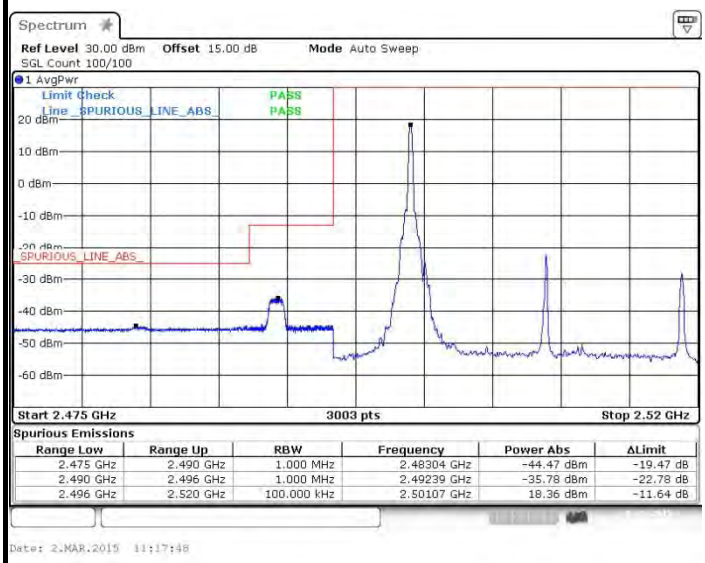

Spurious Emissions

Range Low	Range Up	RBW	Frequency	Power Abs	ΔLimit
2.475 GHz	2.490 GHz	1.000 MHz	2.48304 GHz	-44.47 dBm	-19.47 dB
2.490 GHz	2.496 GHz	1.000 MHz	2.49239 GHz	-35.78 dBm	-22.78 dB
2.496 GHz	2.520 GHz	100.000 kHz	2.50107 GHz	18.36 dBm	-11.64 dB

Date: 2.MAR.2015 11:17:48

Highest Band Edge / 1RB

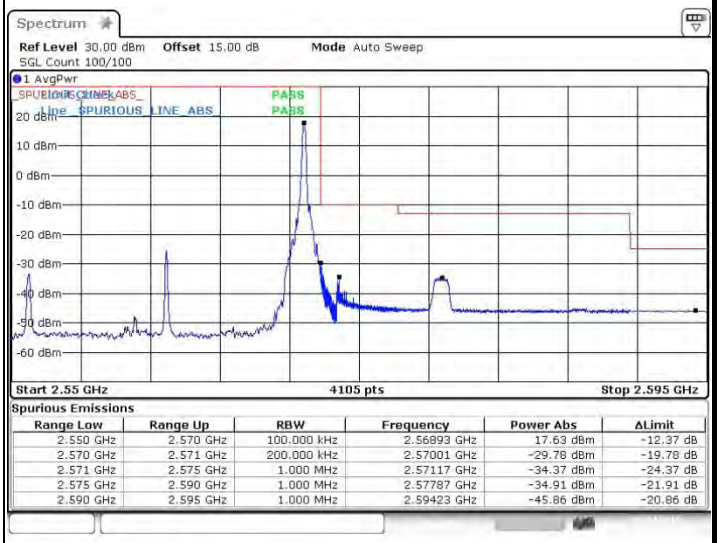

Spurious Emissions

Range Low	Range Up	RBW	Frequency	Power Abs	ΔLimit
2.550 GHz	2.570 GHz	100.000 kHz	2.56893 GHz	17.63 dBm	-12.37 dB
2.570 GHz	2.571 GHz	200.000 kHz	2.57001 GHz	-29.78 dBm	-19.78 dB
2.571 GHz	2.575 GHz	1.000 MHz	2.57117 GHz	-34.37 dBm	-24.37 dB
2.575 GHz	2.590 GHz	1.000 MHz	2.57787 GHz	-34.91 dBm	-21.91 dB
2.590 GHz	2.595 GHz	1.000 MHz	2.59423 GHz	-45.86 dBm	-20.86 dB

Date: 2.MAR.2015 11:22:23

Lowest Band Edge / Full RB

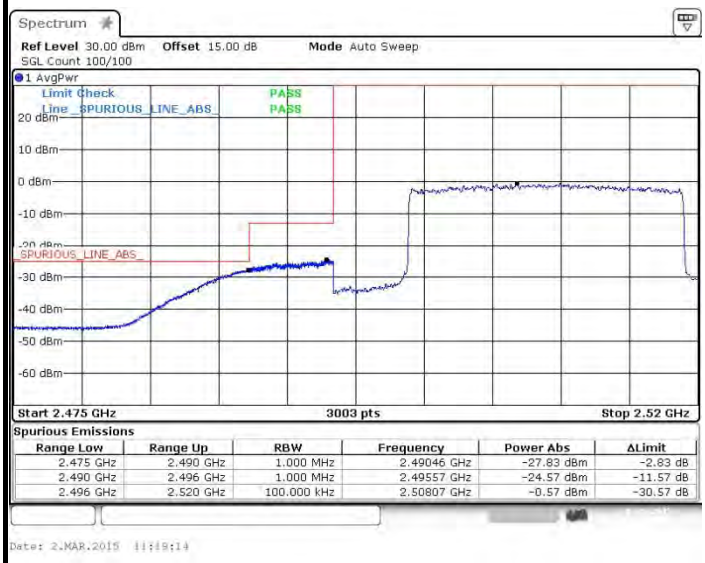

Spurious Emissions

Range Low	Range Up	RBW	Frequency	Power Abs	ΔLimit
2.475 GHz	2.490 GHz	1.000 MHz	2.49046 GHz	-27.83 dBm	-2.83 dB
2.490 GHz	2.496 GHz	1.000 MHz	2.49557 GHz	-24.57 dBm	-11.57 dB
2.496 GHz	2.520 GHz	100.000 kHz	2.50807 GHz	-0.57 dBm	-30.57 dB

Date: 2.MAR.2015 11:19:14

Highest Band Edge / Full RB

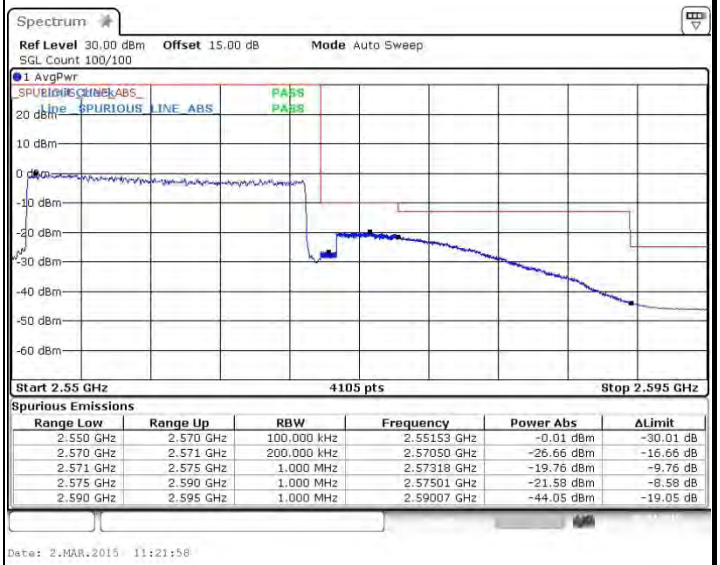

Spurious Emissions

Range Low	Range Up	RBW	Frequency	Power Abs	ΔLimit
2.550 GHz	2.570 GHz	100.000 kHz	2.55153 GHz	-0.01 dBm	-30.01 dB
2.570 GHz	2.571 GHz	200.000 kHz	2.57050 GHz	-26.66 dBm	-16.66 dB
2.571 GHz	2.575 GHz	1.000 MHz	2.57318 GHz	-19.76 dBm	-9.76 dB
2.575 GHz	2.590 GHz	1.000 MHz	2.57501 GHz	-21.58 dBm	-8.58 dB
2.590 GHz	2.595 GHz	1.000 MHz	2.59007 GHz	-44.05 dBm	-19.05 dB

Date: 2.MAR.2015 11:21:58

Conducted Spurious Emission

LTE Band 7 / 5MHz

Lowest Channel / QPSK

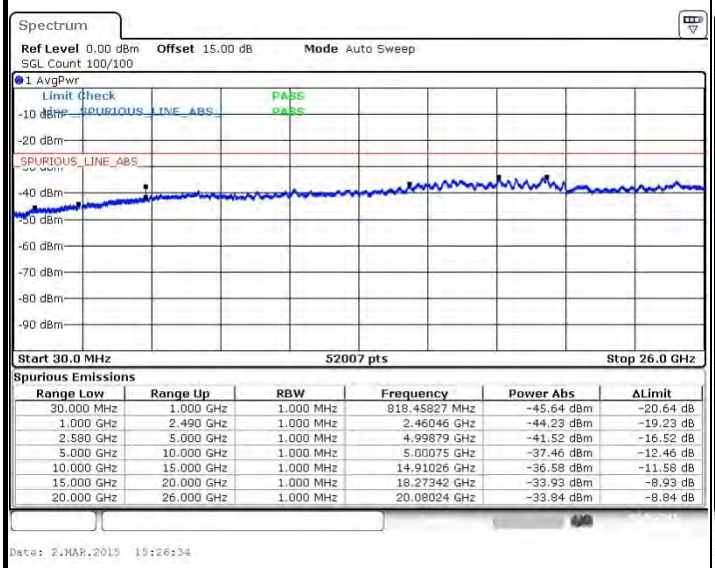

Spurious Emissions

Range Low	Range Up	RBW	Frequency	Power Abs	ΔLimit
30.000 MHz	1.000 GHz	1.000 MHz	818.45827 MHz	-45.64 dBm	-20.64 dB
1.000 GHz	2.490 GHz	1.000 MHz	2.46046 GHz	-44.23 dBm	-19.23 dB
2.580 GHz	5.000 GHz	1.000 MHz	4.99879 GHz	-41.52 dBm	-16.52 dB
5.000 GHz	10.000 GHz	1.000 MHz	5.00075 GHz	-37.46 dBm	-12.46 dB
10.000 GHz	15.000 GHz	1.000 MHz	14.91026 GHz	-36.58 dBm	-11.58 dB
15.000 GHz	20.000 GHz	1.000 MHz	18.27342 GHz	-33.93 dBm	-8.93 dB
20.000 GHz	26.000 GHz	1.000 MHz	20.08024 GHz	-33.84 dBm	-8.84 dB

Date: 2.MAR.2015 15:26:34

Lowest Channel / 16QAM

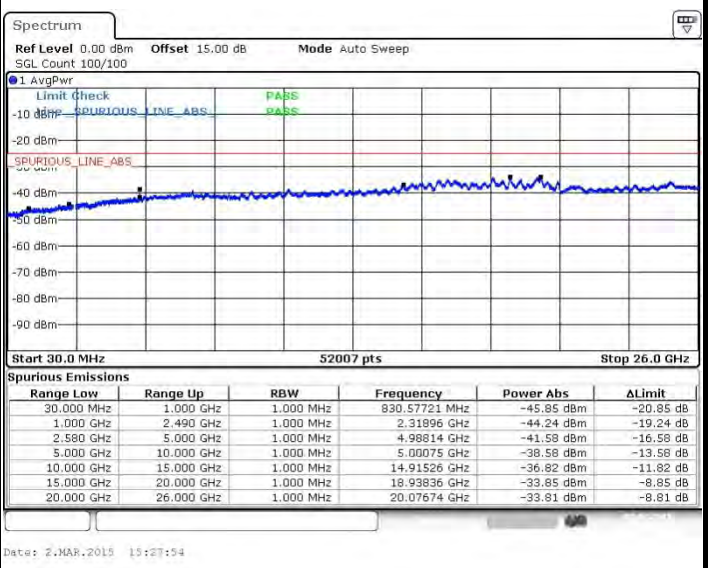

Spurious Emissions

Range Low	Range Up	RBW	Frequency	Power Abs	ΔLimit
30.000 MHz	1.000 GHz	1.000 MHz	830.57721 MHz	-45.85 dBm	-20.85 dB
1.000 GHz	2.490 GHz	1.000 MHz	2.31896 GHz	-44.24 dBm	-19.24 dB
2.580 GHz	5.000 GHz	1.000 MHz	4.98814 GHz	-41.58 dBm	-16.58 dB
5.000 GHz	10.000 GHz	1.000 MHz	5.00075 GHz	-38.58 dBm	-13.58 dB
10.000 GHz	15.000 GHz	1.000 MHz	14.91526 GHz	-36.82 dBm	-11.82 dB
15.000 GHz	20.000 GHz	1.000 MHz	18.93836 GHz	-33.85 dBm	-8.85 dB
20.000 GHz	26.000 GHz	1.000 MHz	20.07674 GHz	-33.81 dBm	-8.81 dB

Date: 2.MAR.2015 15:27:54

Middle Channel / QPSK

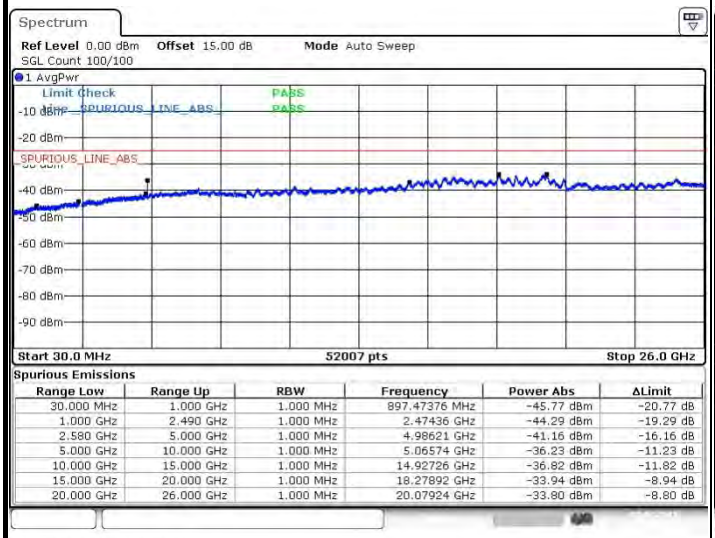

Spurious Emissions

Range Low	Range Up	RBW	Frequency	Power Abs	ΔLimit
30.000 MHz	1.000 GHz	1.000 MHz	897.47376 MHz	-45.77 dBm	-20.77 dB
1.000 GHz	2.490 GHz	1.000 MHz	2.47436 GHz	-44.29 dBm	-19.29 dB
2.580 GHz	5.000 GHz	1.000 MHz	4.98621 GHz	-41.16 dBm	-16.16 dB
5.000 GHz	10.000 GHz	1.000 MHz	5.06574 GHz	-36.23 dBm	-11.23 dB
10.000 GHz	15.000 GHz	1.000 MHz	14.92726 GHz	-36.82 dBm	-11.82 dB
15.000 GHz	20.000 GHz	1.000 MHz	18.27892 GHz	-33.94 dBm	-8.94 dB
20.000 GHz	26.000 GHz	1.000 MHz	20.07924 GHz	-33.80 dBm	-8.80 dB

Date: 2.MAR.2015 15:29:59

Middle Channel / 16QAM

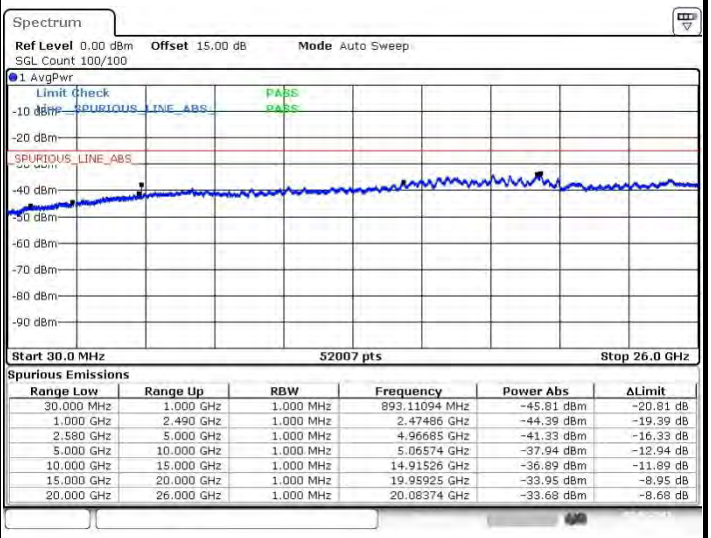

Spurious Emissions

Range Low	Range Up	RBW	Frequency	Power Abs	ΔLimit
30.000 MHz	1.000 GHz	1.000 MHz	893.11094 MHz	-45.81 dBm	-20.81 dB
1.000 GHz	2.490 GHz	1.000 MHz	2.47486 GHz	-44.39 dBm	-19.39 dB
2.580 GHz	5.000 GHz	1.000 MHz	4.96685 GHz	-41.33 dBm	-16.33 dB
5.000 GHz	10.000 GHz	1.000 MHz	5.06574 GHz	-37.94 dBm	-12.94 dB
10.000 GHz	15.000 GHz	1.000 MHz	14.91526 GHz	-36.89 dBm	-11.89 dB
15.000 GHz	20.000 GHz	1.000 MHz	19.95925 GHz	-33.95 dBm	-8.95 dB
20.000 GHz	26.000 GHz	1.000 MHz	20.08374 GHz	-33.68 dBm	-8.68 dB

Date: 2.MAR.2015 15:31:21

LTE Band 7 / 5MHz

Highest Channel / QPSK

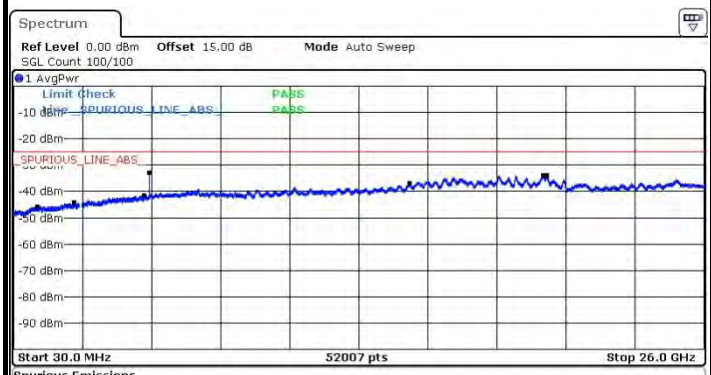

Spurious Emissions

Range Low	Range Up	RBW	Frequency	Power Abs	ΔLimit
30.000 MHz	1.000 GHz	1.000 MHz	915.40980 MHz	-45.76 dBm	-20.76 dB
1.000 GHz	2.490 GHz	1.000 MHz	2.31250 GHz	-44.17 dBm	-19.17 dB
2.580 GHz	5.000 GHz	1.000 MHz	4.92959 GHz	-41.58 dBm	-16.58 dB
5.000 GHz	10.000 GHz	1.000 MHz	5.13074 GHz	-32.84 dBm	-7.84 dB
10.000 GHz	15.000 GHz	1.000 MHz	14.90876 GHz	-36.81 dBm	-11.81 dB
15.000 GHz	20.000 GHz	1.000 MHz	19.95025 GHz	-33.89 dBm	-8.89 dB
20.000 GHz	26.000 GHz	1.000 MHz	20.08074 GHz	-33.77 dBm	-8.77 dB

Date: 2.MAR.2015 15:33:26

Highest Channel / 16QAM

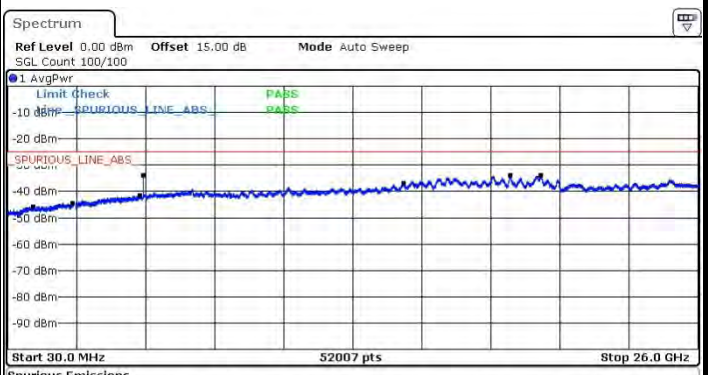

Spurious Emissions

Range Low	Range Up	RBW	Frequency	Power Abs	ΔLimit
30.000 MHz	1.000 GHz	1.000 MHz	994.91004 MHz	-45.86 dBm	-20.86 dB
1.000 GHz	2.490 GHz	1.000 MHz	2.47436 GHz	-44.57 dBm	-19.57 dB
2.580 GHz	5.000 GHz	1.000 MHz	4.98331 GHz	-41.59 dBm	-16.59 dB
5.000 GHz	10.000 GHz	1.000 MHz	5.13074 GHz	-33.95 dBm	-8.95 dB
10.000 GHz	15.000 GHz	1.000 MHz	14.91976 GHz	-36.81 dBm	-11.81 dB
15.000 GHz	20.000 GHz	1.000 MHz	18.93336 GHz	-34.01 dBm	-9.01 dB
20.000 GHz	26.000 GHz	1.000 MHz	20.08524 GHz	-33.77 dBm	-8.77 dB

Date: 2.MAR.2015 15:34:46

LTE Band 7 / 10MHz

Lowest Channel / QPSK

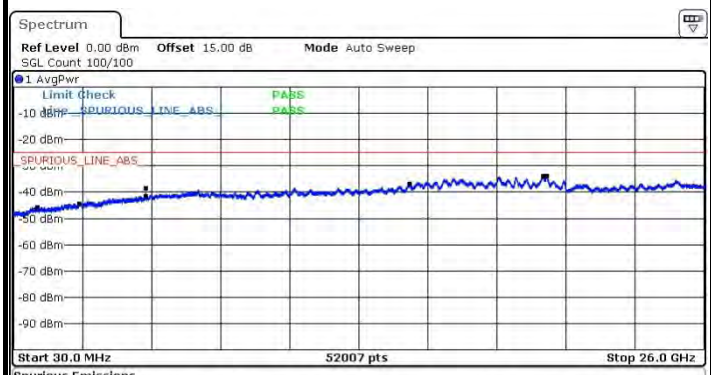

Spurious Emissions

Range Low	Range Up	RBW	Frequency	Power Abs	ΔLimit
30.000 MHz	1.000 GHz	1.000 MHz	906.68416 MHz	-45.79 dBm	-20.79 dB
1.000 GHz	2.490 GHz	1.000 MHz	2.48280 GHz	-44.53 dBm	-19.53 dB
2.580 GHz	5.000 GHz	1.000 MHz	4.99685 GHz	-41.54 dBm	-16.54 dB
5.000 GHz	10.000 GHz	1.000 MHz	5.00125 GHz	-38.57 dBm	-13.57 dB
10.000 GHz	15.000 GHz	1.000 MHz	14.93426 GHz	-36.90 dBm	-11.90 dB
15.000 GHz	20.000 GHz	1.000 MHz	19.94026 GHz	-33.98 dBm	-8.98 dB
20.000 GHz	26.000 GHz	1.000 MHz	20.08424 GHz	-33.87 dBm	-8.87 dB

Date: 2.MAR.2015 15:36:51

Lowest Channel / 16QAM

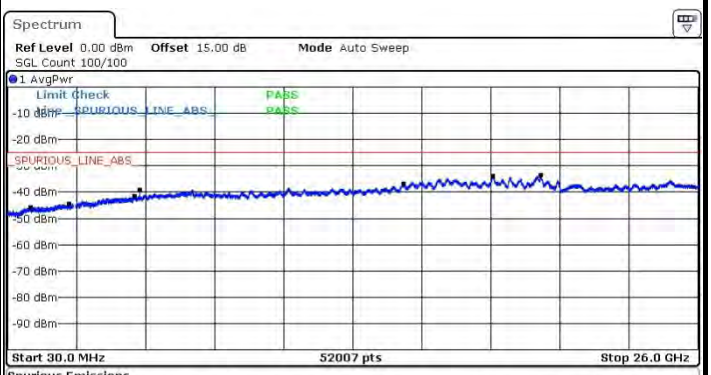

Spurious Emissions

Range Low	Range Up	RBW	Frequency	Power Abs	ΔLimit
30.000 MHz	1.000 GHz	1.000 MHz	877.59870 MHz	-45.84 dBm	-20.84 dB
1.000 GHz	2.490 GHz	1.000 MHz	2.34229 GHz	-44.56 dBm	-19.56 dB
2.580 GHz	5.000 GHz	1.000 MHz	4.79458 GHz	-41.40 dBm	-16.40 dB
5.000 GHz	10.000 GHz	1.000 MHz	5.00125 GHz	-39.15 dBm	-14.15 dB
10.000 GHz	15.000 GHz	1.000 MHz	14.92726 GHz	-36.74 dBm	-11.74 dB
15.000 GHz	20.000 GHz	1.000 MHz	18.28992 GHz	-33.87 dBm	-8.87 dB
20.000 GHz	26.000 GHz	1.000 MHz	20.08074 GHz	-33.47 dBm	-8.47 dB

Date: 2.MAR.2015 15:38:12

LTE Band 7 / 10MHz

Middle Channel / QPSK

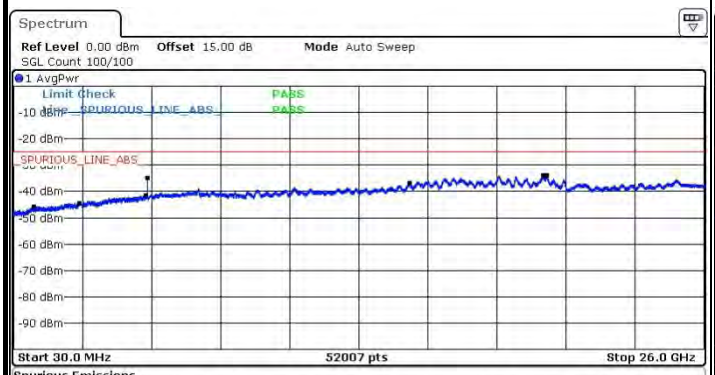

Spurious Emissions

Range Low	Range Up	RBW	Frequency	Power Abs	ΔLimit
30.000 MHz	1.000 GHz	1.000 MHz	779.67766 MHz	-45.76 dBm	-20.76 dB
1.000 GHz	2.490 GHz	1.000 MHz	2.48677 GHz	-44.45 dBm	-19.45 dB
2.580 GHz	5.000 GHz	1.000 MHz	4.97798 GHz	-41.44 dBm	-16.44 dB
5.000 GHz	10.000 GHz	1.000 MHz	5.06124 GHz	-35.04 dBm	-10.04 dB
10.000 GHz	15.000 GHz	1.000 MHz	14.91926 GHz	-36.79 dBm	-11.79 dB
15.000 GHz	20.000 GHz	1.000 MHz	19.94776 GHz	-33.86 dBm	-8.86 dB
20.000 GHz	26.000 GHz	1.000 MHz	20.08024 GHz	-33.83 dBm	-8.83 dB

Date: 2.MAR.2015 15:40:16

Middle Channel / 16QAM

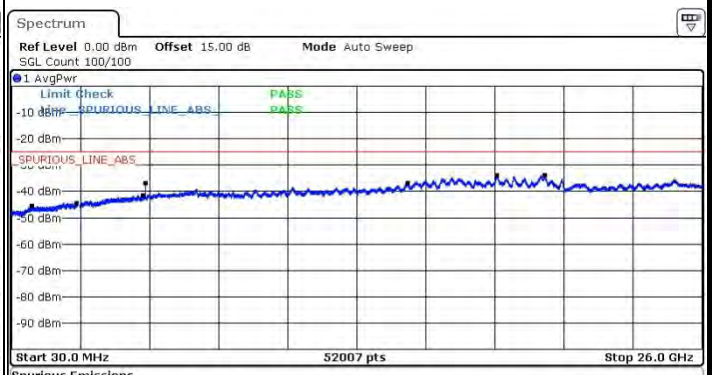

Spurious Emissions

Range Low	Range Up	RBW	Frequency	Power Abs	ΔLimit
30.000 MHz	1.000 GHz	1.000 MHz	797.12894 MHz	-45.66 dBm	-20.66 dB
1.000 GHz	2.490 GHz	1.000 MHz	2.45351 GHz	-44.46 dBm	-19.46 dB
2.580 GHz	5.000 GHz	1.000 MHz	4.97121 GHz	-41.41 dBm	-16.41 dB
5.000 GHz	10.000 GHz	1.000 MHz	5.06124 GHz	-36.76 dBm	-11.76 dB
10.000 GHz	15.000 GHz	1.000 MHz	14.91126 GHz	-36.83 dBm	-11.83 dB
15.000 GHz	20.000 GHz	1.000 MHz	18.27542 GHz	-33.98 dBm	-8.98 dB
20.000 GHz	26.000 GHz	1.000 MHz	20.09174 GHz	-33.98 dBm	-8.98 dB

Date: 2.MAR.2015 15:41:37

Highest Channel / QPSK

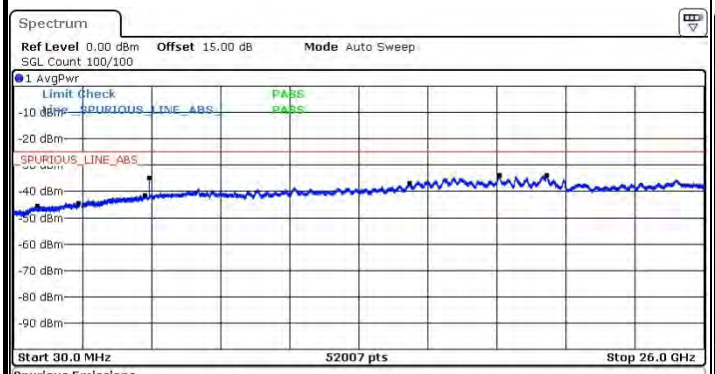

Spurious Emissions

Range Low	Range Up	RBW	Frequency	Power Abs	ΔLimit
30.000 MHz	1.000 GHz	1.000 MHz	902.80610 MHz	-45.59 dBm	-20.59 dB
1.000 GHz	2.490 GHz	1.000 MHz	2.44954 GHz	-44.37 dBm	-19.37 dB
2.580 GHz	5.000 GHz	1.000 MHz	4.97411 GHz	-41.54 dBm	-16.54 dB
5.000 GHz	10.000 GHz	1.000 MHz	5.12124 GHz	-34.91 dBm	-9.91 dB
10.000 GHz	15.000 GHz	1.000 MHz	14.91776 GHz	-36.77 dBm	-11.77 dB
15.000 GHz	20.000 GHz	1.000 MHz	18.29342 GHz	-33.87 dBm	-8.87 dB
20.000 GHz	26.000 GHz	1.000 MHz	20.08824 GHz	-33.84 dBm	-8.84 dB

Date: 2.MAR.2015 15:43:42

Highest Channel / 16QAM

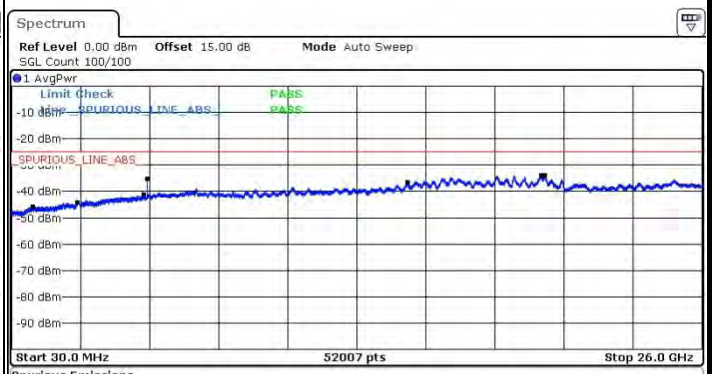

Spurious Emissions

Range Low	Range Up	RBW	Frequency	Power Abs	ΔLimit
30.000 MHz	1.000 GHz	1.000 MHz	806.33933 MHz	-45.91 dBm	-20.91 dB
1.000 GHz	2.490 GHz	1.000 MHz	2.48081 GHz	-44.26 dBm	-19.26 dB
2.580 GHz	5.000 GHz	1.000 MHz	4.98282 GHz	-41.29 dBm	-16.29 dB
5.000 GHz	10.000 GHz	1.000 MHz	5.12124 GHz	-35.11 dBm	-10.11 dB
10.000 GHz	15.000 GHz	1.000 MHz	14.91076 GHz	-36.65 dBm	-11.65 dB
15.000 GHz	20.000 GHz	1.000 MHz	19.96425 GHz	-33.84 dBm	-8.84 dB
20.000 GHz	26.000 GHz	1.000 MHz	20.07624 GHz	-33.72 dBm	-8.72 dB

Date: 2.MAR.2015 15:45:02

LTE Band 7 / 15MHz

Lowest Channel / QPSK

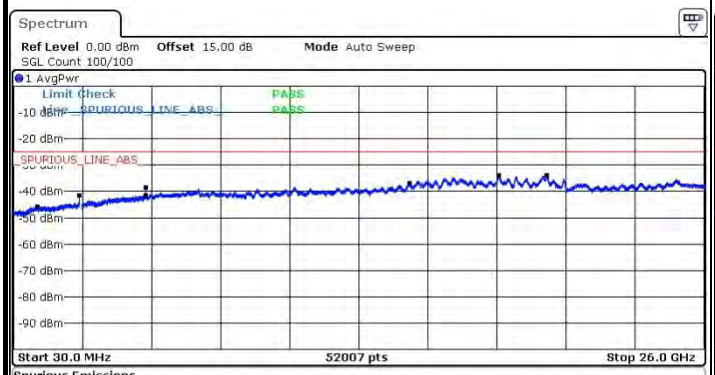

Spurious Emissions

Range Low	Range Up	RBW	Frequency	Power Abs	ΔLimit
30.000 MHz	1.000 GHz	1.000 MHz	905.22989 MHz	-45.82 dBm	-20.82 dB
1.000 GHz	2.490 GHz	1.000 MHz	2.48777 GHz	-41.52 dBm	-16.52 dB
2.580 GHz	5.000 GHz	1.000 MHz	4.99444 GHz	-41.39 dBm	-16.39 dB
5.000 GHz	10.000 GHz	1.000 MHz	5.00175 GHz	-38.46 dBm	-13.46 dB
10.000 GHz	15.000 GHz	1.000 MHz	14.92126 GHz	-36.81 dBm	-11.81 dB
15.000 GHz	20.000 GHz	1.000 MHz	18.28492 GHz	-33.98 dBm	-8.98 dB
20.000 GHz	26.000 GHz	1.000 MHz	20.08624 GHz	-33.98 dBm	-8.98 dB

Date: 2.MAR.2015 15:47:09

Lowest Channel / 16QAM

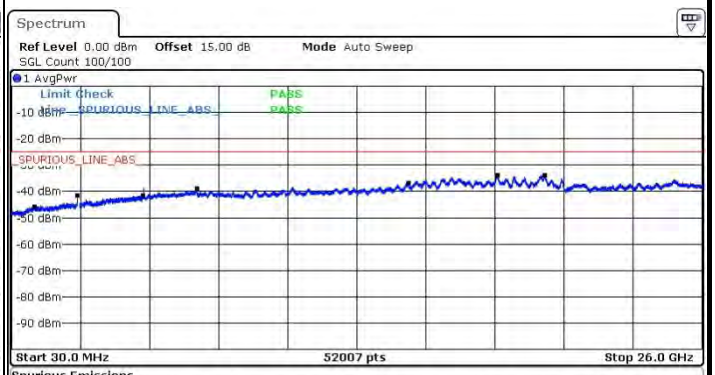

Spurious Emissions

Range Low	Range Up	RBW	Frequency	Power Abs	ΔLimit
30.000 MHz	1.000 GHz	1.000 MHz	899.89755 MHz	-45.77 dBm	-20.77 dB
1.000 GHz	2.490 GHz	1.000 MHz	2.48777 GHz	-41.63 dBm	-16.63 dB
2.580 GHz	5.000 GHz	1.000 MHz	4.96734 GHz	-41.57 dBm	-16.57 dB
5.000 GHz	10.000 GHz	1.000 MHz	6.99405 GHz	-38.91 dBm	-13.91 dB
10.000 GHz	15.000 GHz	1.000 MHz	14.94376 GHz	-36.87 dBm	-11.87 dB
15.000 GHz	20.000 GHz	1.000 MHz	18.29192 GHz	-33.99 dBm	-8.99 dB
20.000 GHz	26.000 GHz	1.000 MHz	20.07774 GHz	-33.79 dBm	-8.79 dB

Date: 2.MAR.2015 15:48:30

Middle Channel / QPSK

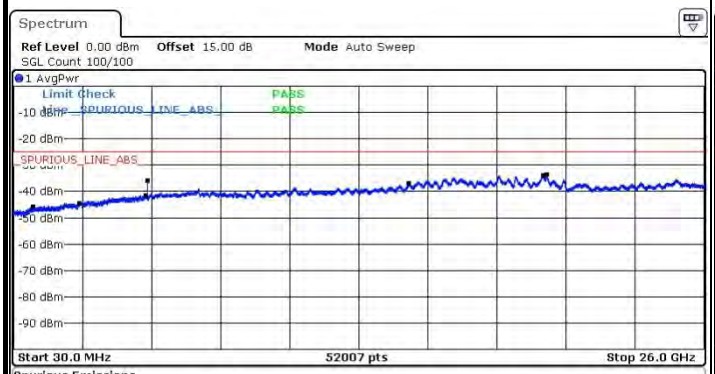

Spurious Emissions

Range Low	Range Up	RBW	Frequency	Power Abs	ΔLimit
30.000 MHz	1.000 GHz	1.000 MHz	759.80260 MHz	-45.82 dBm	-20.82 dB
1.000 GHz	2.490 GHz	1.000 MHz	2.48479 GHz	-44.38 dBm	-19.38 dB
2.580 GHz	5.000 GHz	1.000 MHz	4.99734 GHz	-41.40 dBm	-16.40 dB
5.000 GHz	10.000 GHz	1.000 MHz	5.05674 GHz	-35.97 dBm	-10.97 dB
10.000 GHz	15.000 GHz	1.000 MHz	14.90026 GHz	-36.84 dBm	-11.84 dB
15.000 GHz	20.000 GHz	1.000 MHz	19.93876 GHz	-33.94 dBm	-8.94 dB
20.000 GHz	26.000 GHz	1.000 MHz	20.08424 GHz	-33.63 dBm	-8.63 dB

Date: 2.MAR.2015 15:50:35

Middle Channel / 16QAM

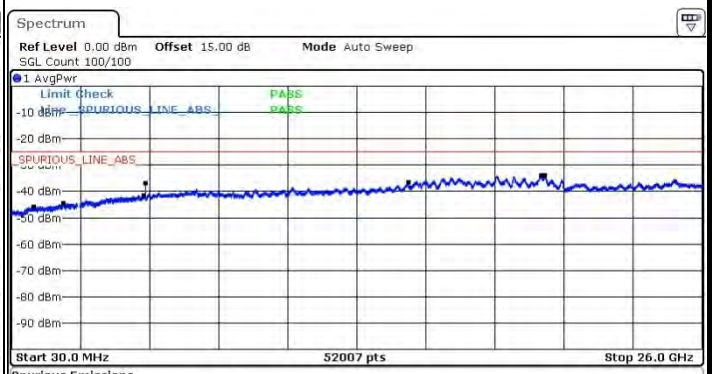

Spurious Emissions

Range Low	Range Up	RBW	Frequency	Power Abs	ΔLimit
30.000 MHz	1.000 GHz	1.000 MHz	853.84558 MHz	-45.81 dBm	-20.81 dB
1.000 GHz	2.490 GHz	1.000 MHz	1.95601 GHz	-44.41 dBm	-19.41 dB
2.580 GHz	5.000 GHz	1.000 MHz	4.98621 GHz	-41.58 dBm	-16.58 dB
5.000 GHz	10.000 GHz	1.000 MHz	5.05674 GHz	-36.74 dBm	-11.74 dB
10.000 GHz	15.000 GHz	1.000 MHz	14.93826 GHz	-36.70 dBm	-11.70 dB
15.000 GHz	20.000 GHz	1.000 MHz	19.95175 GHz	-33.93 dBm	-8.93 dB
20.000 GHz	26.000 GHz	1.000 MHz	20.08024 GHz	-33.77 dBm	-8.77 dB

Date: 2.MAR.2015 15:51:56

LTE Band7 / 15MHz

Highest Channel / QPSK

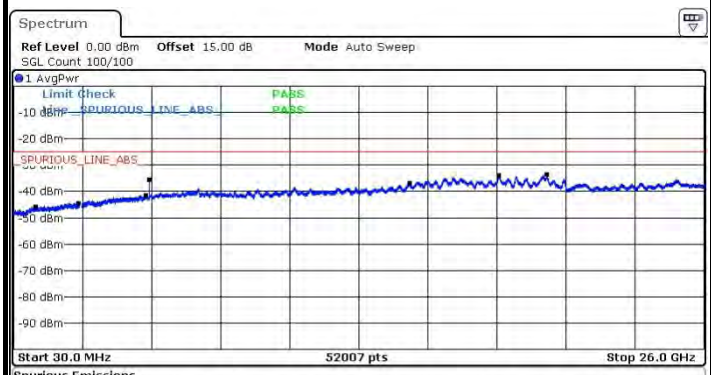

Spurious Emissions

Range Low	Range Up	RBW	Frequency	Power Abs	ΔLimit
30.000 MHz	1.000 GHz	1.000 MHz	841.72664 MHz	-45.95 dBm	-20.95 dB
1.000 GHz	2.490 GHz	1.000 MHz	2.46642 GHz	-44.59 dBm	-19.59 dB
2.580 GHz	5.000 GHz	1.000 MHz	4.98669 GHz	-41.41 dBm	-16.41 dB
5.000 GHz	10.000 GHz	1.000 MHz	5.11174 GHz	-35.58 dBm	-10.58 dB
10.000 GHz	15.000 GHz	1.000 MHz	14.90976 GHz	-36.85 dBm	-11.85 dB
15.000 GHz	20.000 GHz	1.000 MHz	18.28592 GHz	-33.90 dBm	-8.90 dB
20.000 GHz	26.000 GHz	1.000 MHz	20.08874 GHz	-33.70 dBm	-8.70 dB

Date: 2.MAR.2015 15:54:01

Highest Channel / 16QAM

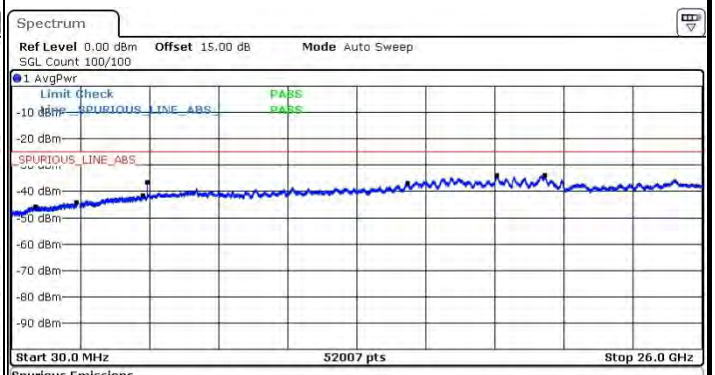

Spurious Emissions

Range Low	Range Up	RBW	Frequency	Power Abs	ΔLimit
30.000 MHz	1.000 GHz	1.000 MHz	905.22989 MHz	-45.77 dBm	-20.77 dB
1.000 GHz	2.490 GHz	1.000 MHz	2.46890 GHz	-44.25 dBm	-19.25 dB
2.580 GHz	5.000 GHz	1.000 MHz	4.97363 GHz	-41.44 dBm	-16.44 dB
5.000 GHz	10.000 GHz	1.000 MHz	5.11174 GHz	-36.60 dBm	-11.60 dB
10.000 GHz	15.000 GHz	1.000 MHz	14.91076 GHz	-36.82 dBm	-11.82 dB
15.000 GHz	20.000 GHz	1.000 MHz	18.26592 GHz	-33.96 dBm	-8.96 dB
20.000 GHz	26.000 GHz	1.000 MHz	20.08724 GHz	-33.85 dBm	-8.85 dB

Date: 2.MAR.2015 16:34:25

LTE Band 7 / 20MHz

Lowest Channel / QPSK

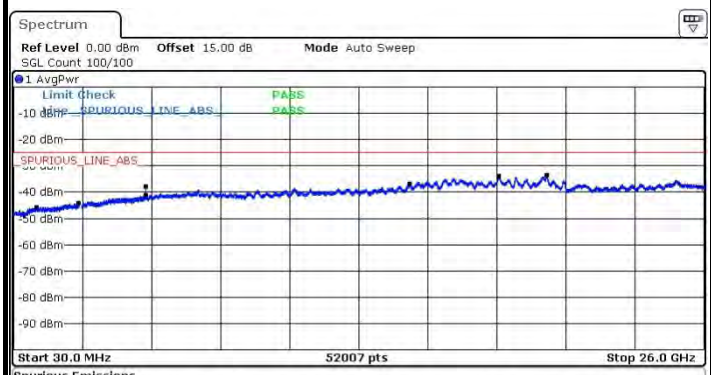

Spurious Emissions

Range Low	Range Up	RBW	Frequency	Power Abs	ΔLimit
30.000 MHz	1.000 GHz	1.000 MHz	887.77861 MHz	-45.93 dBm	-20.93 dB
1.000 GHz	2.490 GHz	1.000 MHz	2.45599 GHz	-44.35 dBm	-19.35 dB
2.580 GHz	5.000 GHz	1.000 MHz	4.99927 GHz	-41.31 dBm	-16.31 dB
5.000 GHz	10.000 GHz	1.000 MHz	5.00225 GHz	-37.87 dBm	-12.87 dB
10.000 GHz	15.000 GHz	1.000 MHz	14.91176 GHz	-36.84 dBm	-11.84 dB
15.000 GHz	20.000 GHz	1.000 MHz	18.28792 GHz	-33.97 dBm	-8.97 dB
20.000 GHz	26.000 GHz	1.000 MHz	20.07674 GHz	-33.64 dBm	-8.64 dB

Date: 2.MAR.2015 16:13:23

Lowest Channel / 16QAM

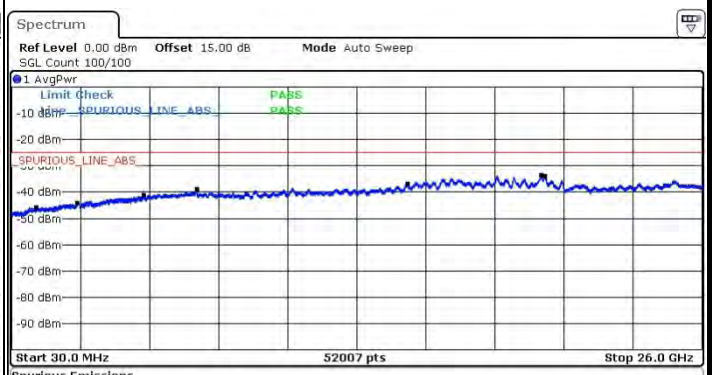

Spurious Emissions

Range Low	Range Up	RBW	Frequency	Power Abs	ΔLimit
30.000 MHz	1.000 GHz	1.000 MHz	943.52574 MHz	-45.71 dBm	-20.71 dB
1.000 GHz	2.490 GHz	1.000 MHz	2.48379 GHz	-44.32 dBm	-19.32 dB
2.580 GHz	5.000 GHz	1.000 MHz	4.98089 GHz	-41.24 dBm	-16.24 dB
5.000 GHz	10.000 GHz	1.000 MHz	6.99455 GHz	-38.79 dBm	-13.79 dB
10.000 GHz	15.000 GHz	1.000 MHz	14.92476 GHz	-36.83 dBm	-11.83 dB
15.000 GHz	20.000 GHz	1.000 MHz	19.95225 GHz	-33.70 dBm	-8.70 dB
20.000 GHz	26.000 GHz	1.000 MHz	20.07774 GHz	-33.76 dBm	-8.76 dB

Date: 2.MAR.2015 16:14:44

LTE Band 7 / 20MHz

Middle Channel / QPSK

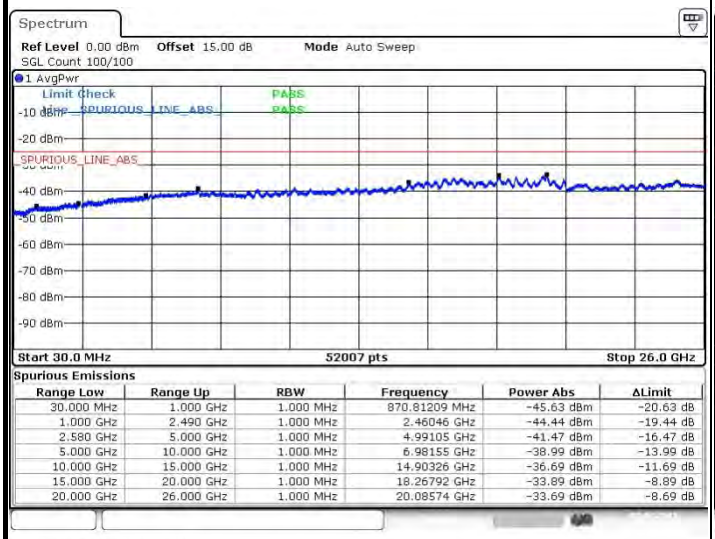

Spurious Emissions

Range Low	Range Up	RBW	Frequency	Power Abs	ΔLimit
30.000 MHz	1.000 GHz	1.000 MHz	870.81209 MHz	-45.63 dBm	-20.63 dB
1.000 GHz	2.490 GHz	1.000 MHz	2.46046 GHz	-44.44 dBm	-19.44 dB
2.580 GHz	5.000 GHz	1.000 MHz	4.99105 GHz	-41.47 dBm	-16.47 dB
5.000 GHz	10.000 GHz	1.000 MHz	6.98155 GHz	-38.99 dBm	-13.99 dB
10.000 GHz	15.000 GHz	1.000 MHz	14.90326 GHz	-36.69 dBm	-11.69 dB
15.000 GHz	20.000 GHz	1.000 MHz	18.26792 GHz	-33.89 dBm	-8.89 dB
20.000 GHz	26.000 GHz	1.000 MHz	20.08574 GHz	-33.69 dBm	-8.69 dB

Date: 2.MAR.2015 16:16:49

Middle Channel / 16QAM

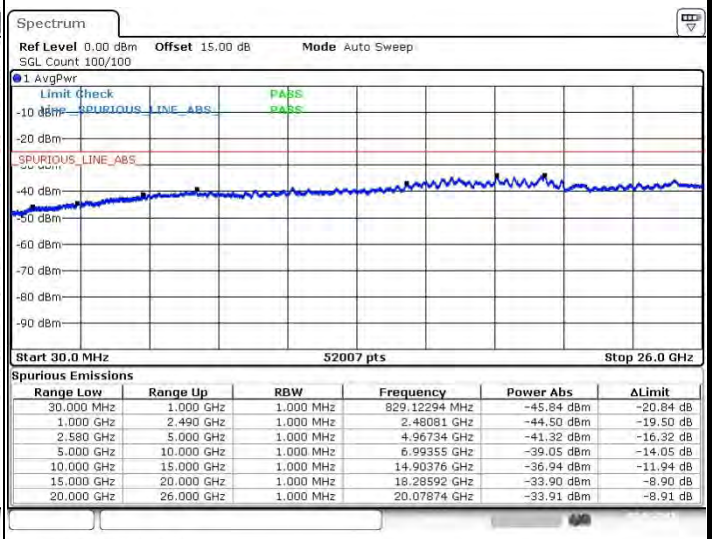

Spurious Emissions

Range Low	Range Up	RBW	Frequency	Power Abs	ΔLimit
30.000 MHz	1.000 GHz	1.000 MHz	829.12294 MHz	-45.84 dBm	-20.84 dB
1.000 GHz	2.490 GHz	1.000 MHz	2.48081 GHz	-44.50 dBm	-19.50 dB
2.580 GHz	5.000 GHz	1.000 MHz	4.96734 GHz	-41.32 dBm	-16.32 dB
5.000 GHz	10.000 GHz	1.000 MHz	6.99355 GHz	-39.05 dBm	-14.05 dB
10.000 GHz	15.000 GHz	1.000 MHz	14.90376 GHz	-36.94 dBm	-11.94 dB
15.000 GHz	20.000 GHz	1.000 MHz	18.28592 GHz	-33.90 dBm	-8.90 dB
20.000 GHz	26.000 GHz	1.000 MHz	20.07874 GHz	-33.91 dBm	-8.91 dB

Date: 2.MAR.2015 16:18:09

Highest Channel / QPSK

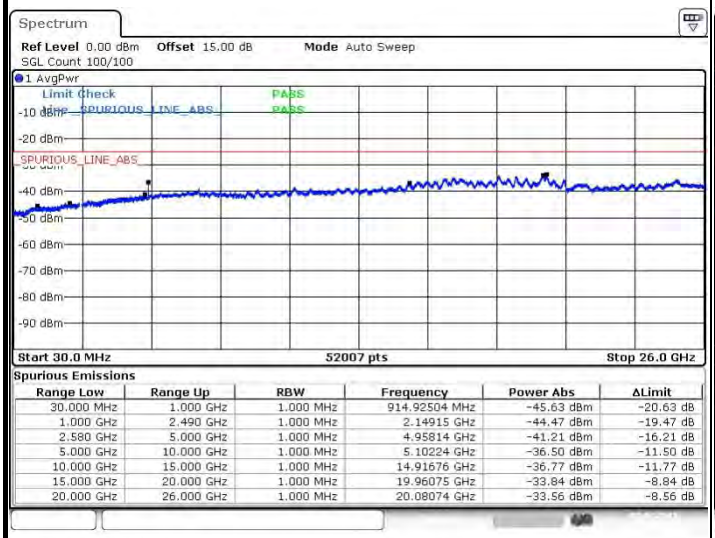

Spurious Emissions

Range Low	Range Up	RBW	Frequency	Power Abs	ΔLimit
30.000 MHz	1.000 GHz	1.000 MHz	914.92504 MHz	-45.63 dBm	-20.63 dB
1.000 GHz	2.490 GHz	1.000 MHz	2.14915 GHz	-44.47 dBm	-19.47 dB
2.580 GHz	5.000 GHz	1.000 MHz	4.95814 GHz	-41.21 dBm	-16.21 dB
5.000 GHz	10.000 GHz	1.000 MHz	5.10224 GHz	-36.50 dBm	-11.50 dB
10.000 GHz	15.000 GHz	1.000 MHz	14.91676 GHz	-36.77 dBm	-11.77 dB
15.000 GHz	20.000 GHz	1.000 MHz	19.96075 GHz	-33.84 dBm	-8.84 dB
20.000 GHz	26.000 GHz	1.000 MHz	20.08074 GHz	-33.56 dBm	-8.56 dB

Date: 2.MAR.2015 16:20:14

Highest Channel / 16QAM

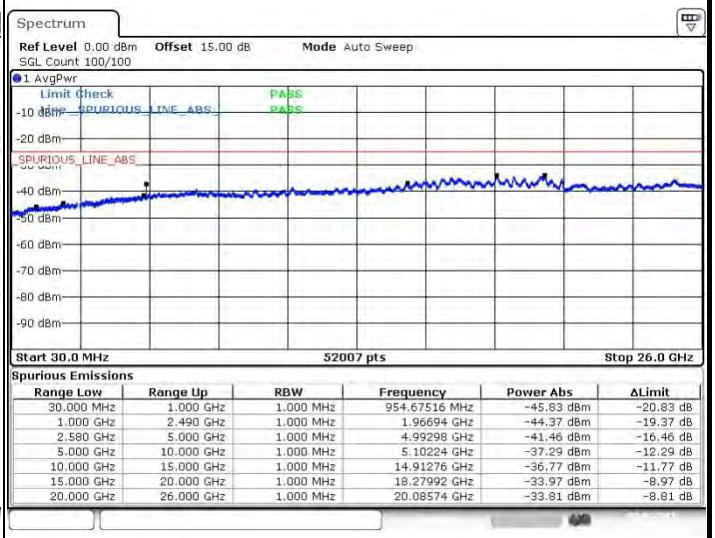

Spurious Emissions

Range Low	Range Up	RBW	Frequency	Power Abs	ΔLimit
30.000 MHz	1.000 GHz	1.000 MHz	954.67516 MHz	-45.83 dBm	-20.83 dB
1.000 GHz	2.490 GHz	1.000 MHz	1.96694 GHz	-44.37 dBm	-19.37 dB
2.580 GHz	5.000 GHz	1.000 MHz	4.99298 GHz	-41.46 dBm	-16.46 dB
5.000 GHz	10.000 GHz	1.000 MHz	5.10224 GHz	-37.29 dBm	-12.29 dB
10.000 GHz	15.000 GHz	1.000 MHz	14.91276 GHz	-36.77 dBm	-11.77 dB
15.000 GHz	20.000 GHz	1.000 MHz	18.27992 GHz	-33.97 dBm	-8.97 dB
20.000 GHz	26.000 GHz	1.000 MHz	20.08574 GHz	-33.81 dBm	-8.81 dB

Date: 2.MAR.2015 16:21:35

Frequency Stability

Test Conditions		LTE Band 7 (QPSK) / Middle Channel	Limit
Temperature (°C)	Voltage (Volt)	BW 10MHz	Note 2.
		Deviation (ppm)	Result
50	Normal Voltage	0.0004	PASS
40	Normal Voltage	0.0002	
30	Normal Voltage	0.0001	
20(Ref.)	Normal Voltage	0.0000	
10	Normal Voltage	0.0005	
0	Normal Voltage	0.0007	
-10	Normal Voltage	0.0001	
-20	Normal Voltage	0.0005	
-30	Normal Voltage	0.0000	
20	Maximum Voltage	0.0001	
20	Normal Voltage	0.0000	
20	Battery End Point	0.0002	

Note:

1. Normal Voltage = 3.8V. ；Battery End Point (BEP) = 3.5 V.；Maximum Voltage =4.35 V
2. Note: The frequency fundamental emissions stay within the authorized frequency block based on the frequency deviation measured is small.

LTE Band 17

Conducted Output Power(Average power)

LTE Band 17 Maximum Average Power [dBm]						
BW [MHz]	RB Size	RB Offset	Mod	Lowest	Middle	Highest
5	1	0	QPSK	22.76	22.94	23.03
5	1	12		22.87	22.97	22.86
5	1	24		23.01	23.25	23.00
5	12	0		21.87	22.12	22.22
5	12	6		22.00	22.12	22.19
5	12	11		21.93	22.24	22.16
5	25	0		22.02	22.17	22.20
5	1	0	16-QAM	22.30	22.87	22.80
5	1	12		22.10	22.78	22.97
5	1	24		22.56	22.60	22.63
5	12	0		20.84	21.12	21.12
5	12	6		21.02	21.12	21.03
5	12	11		21.07	21.24	21.02
5	25	0		20.90	21.12	21.06
10	1	0	QPSK	23.16	23.19	23.29
10	1	24		23.12	23.42	23.67
10	1	49		23.33	23.38	23.00
10	25	0		22.07	22.13	22.17
10	25	12		22.13	22.27	22.29
10	25	24		22.24	22.26	22.27
10	50	0		22.13	22.14	22.24
10	1	0	16-QAM	22.63	22.34	22.84
10	1	24		22.32	22.55	22.71
10	1	49		22.82	22.74	22.32
10	25	0		21.18	21.06	21.13
10	25	12		21.07	21.05	21.07
10	25	24		21.27	21.11	21.20
10	50	0		21.10	21.03	21.10

Peak-to-Average Ratio

Mode	LTE Band 17 / 10MHz				
Mod.	QPSK		16QAM		Limit: 13dB
RB Size	1RB	Full RB	1RB	RB Size	Result
Lowest CH	4.03	4.43	4.32	5.48	PASS
Middle CH	3.36	4.23	4.23	5.45	
Highest CH	3.71	4.29	4.41	5.51	

LTE Band 17 / 10MHz / QPSK

Lowest Channel / 1RB

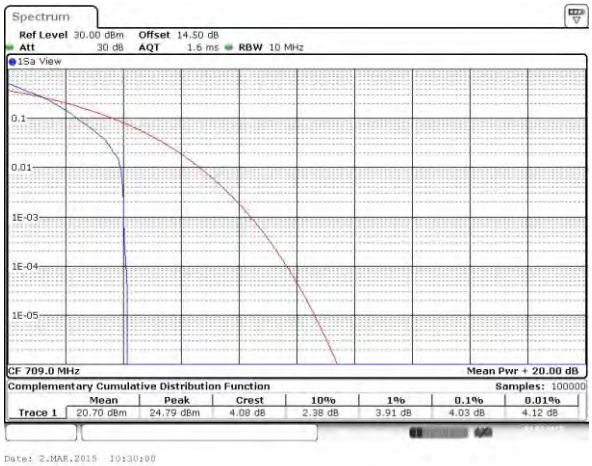

Lowest Channel / Full RB

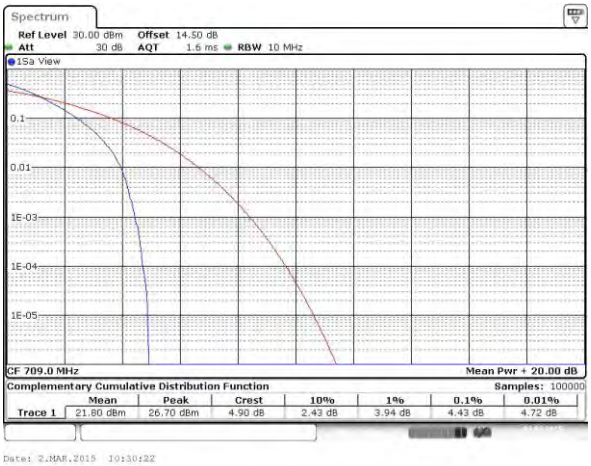

Middle Channel/ 1RB

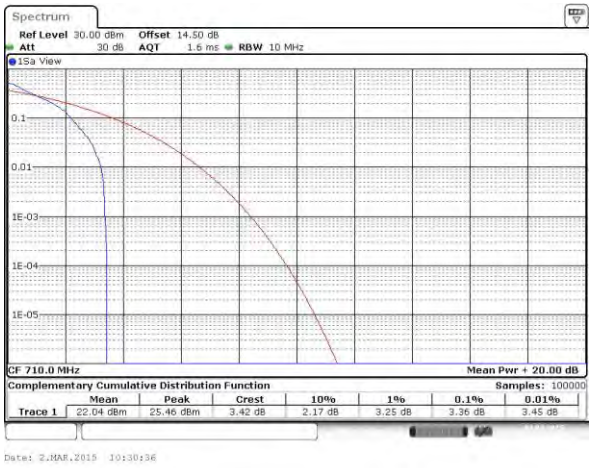

Middle Channel / Full RB

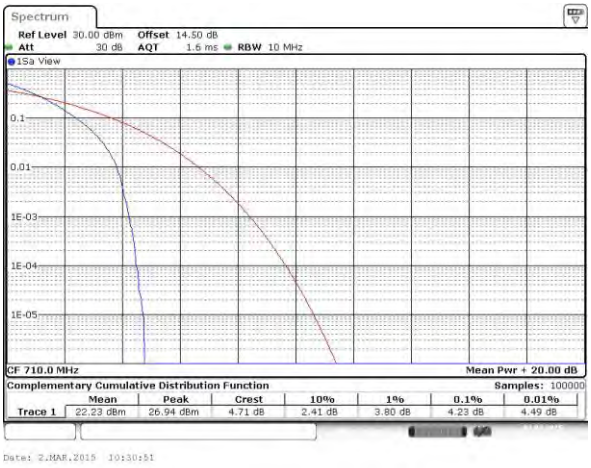

Highest Channel/ 1RB

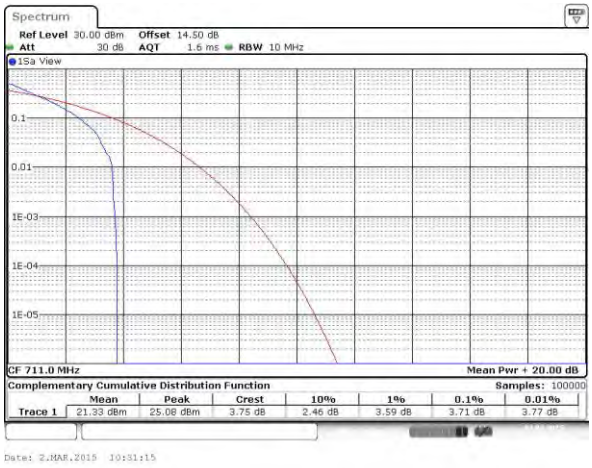

Highest Channel / Full RB

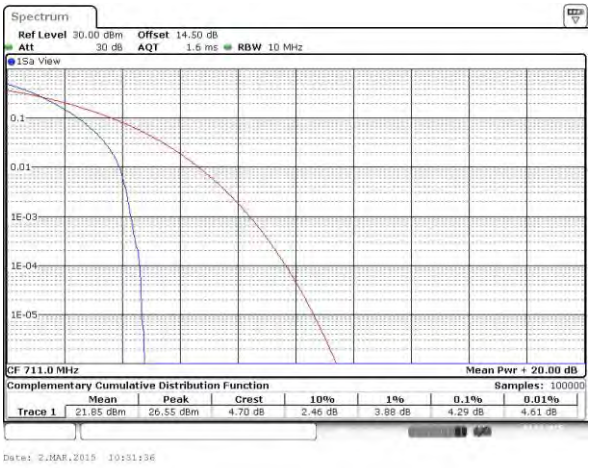

LTE Band 17 / 10MHz / 16QAM

Lowest Channel / 1RB

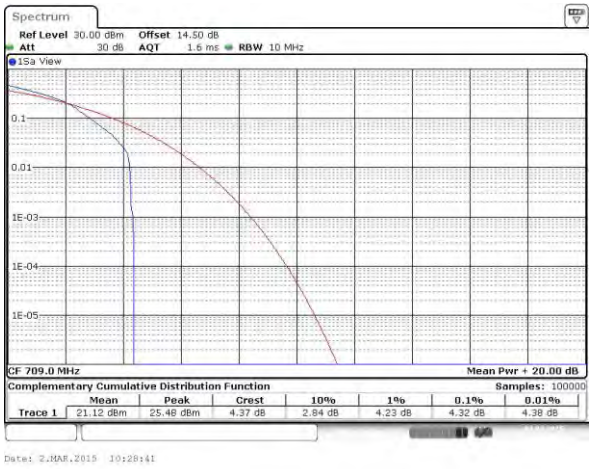

Lowest Channel / Full RB

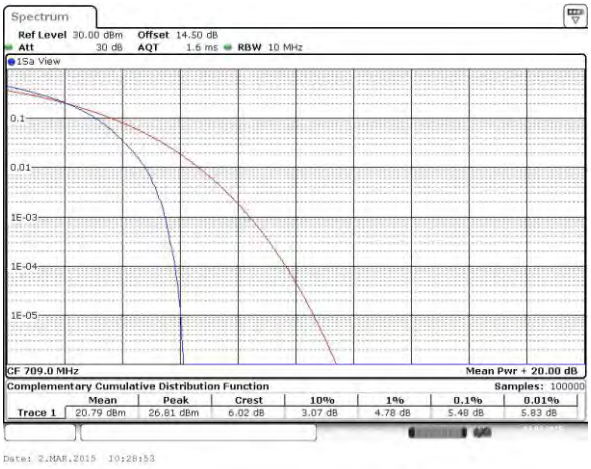

Middle Channel/ 1RB

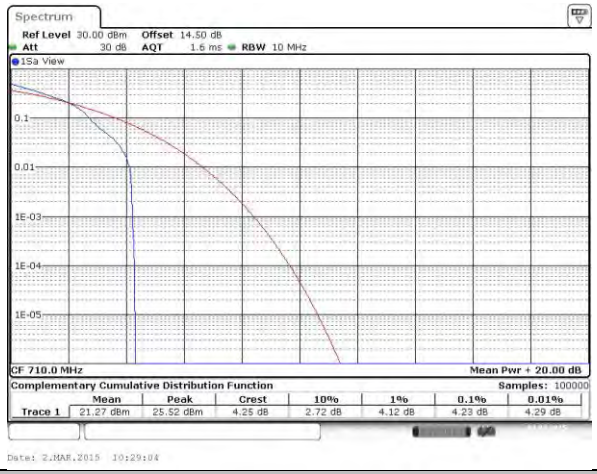

Middle Channel / Full RB

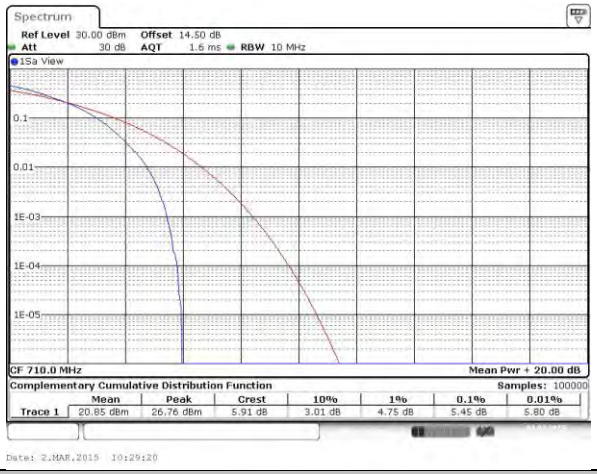

Highest Channel/ 1RB

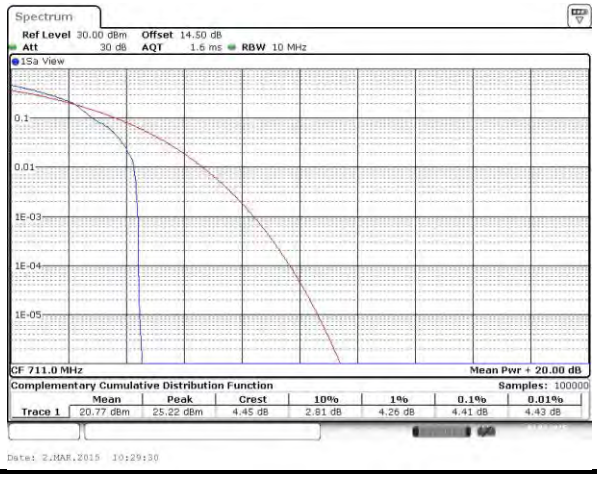

Highest Channel / Full RB

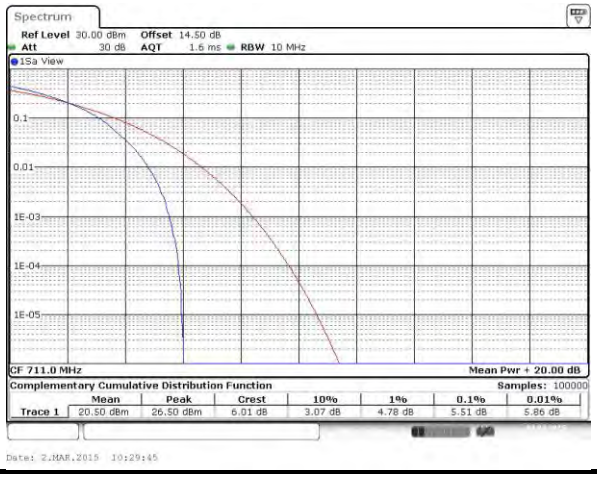

26dB Bandwidth

Mode	LTE Band 17 : 26dB BW(MHz)											
BW	1.4MHz		3MHz		5MHz		10MHz		15MHz		20MHz	
Mod.	QPSK	16QAM	QPSK	16QAM	QPSK	16QAM	QPSK	16QAM	QPSK	16QAM	QPSK	16QAM
Lowest CH	-	-	-	-	5.04	5.02	9.99	9.97	-	-	-	-
Middle CH	-	-	-	-	5.04	5.04	10.03	9.93	-	-	-	-
Highest CH	-	-	-	-	5.08	5.04	10.03	9.99	-	-	-	-

LTE Band 17

Lowest Channel / 5MHz / QPSK

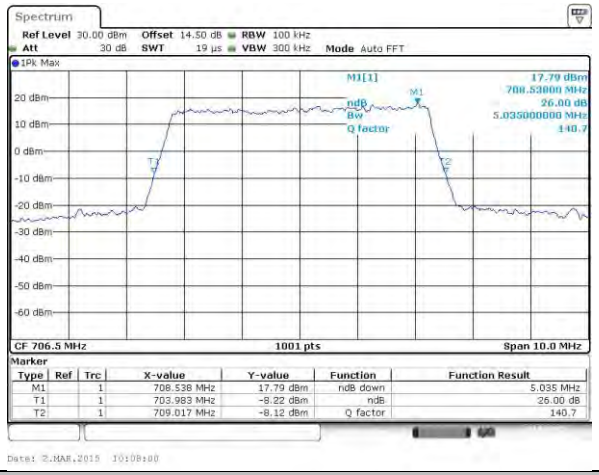

Lowest Channel / 5MHz / 16QAM

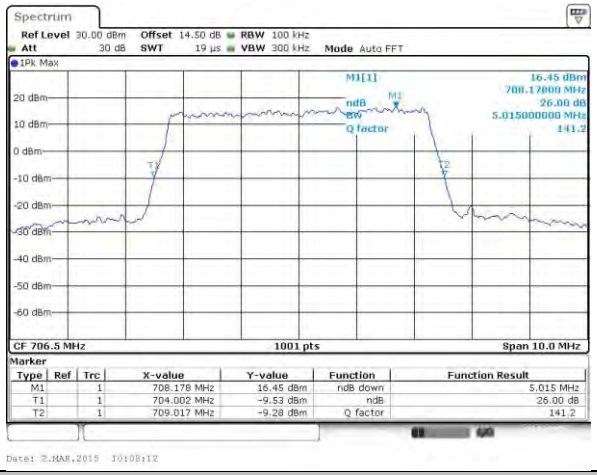

Middle Channel / 5MHz / QPSK

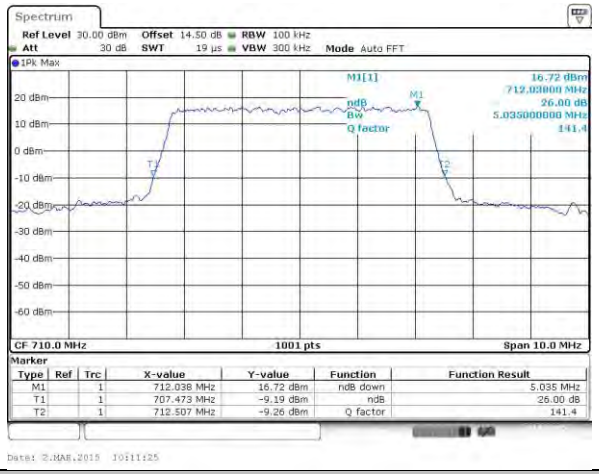

Middle Channel / 5MHz / 16QAM

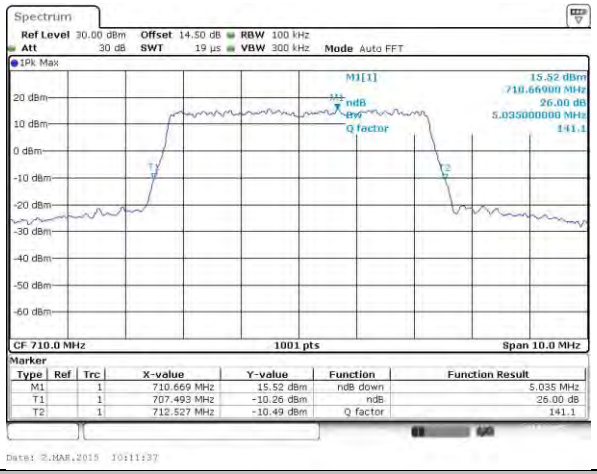

Highest Channel / 5MHz / QPSK

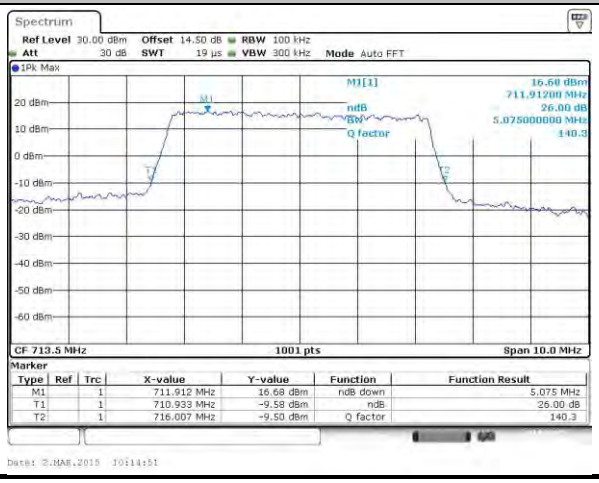

Highest Channel / 5MHz / 16QAM

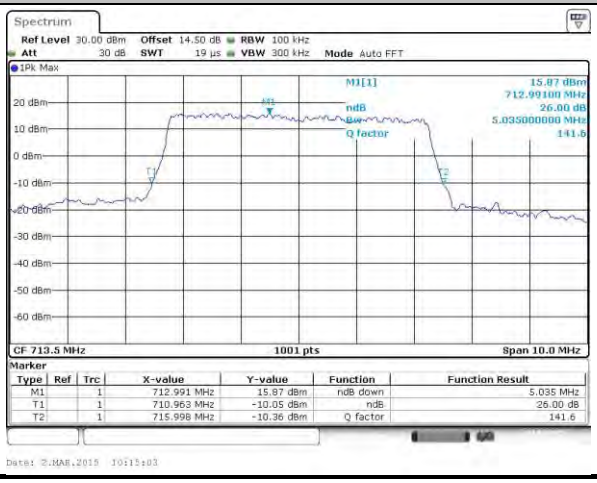

LTE Band 17

Lowest Channel / 10MHz / QPSK

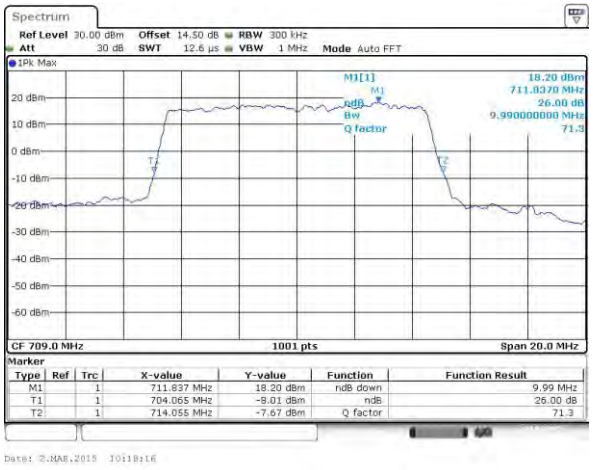

Lowest Channel / 10MHz / 16QAM

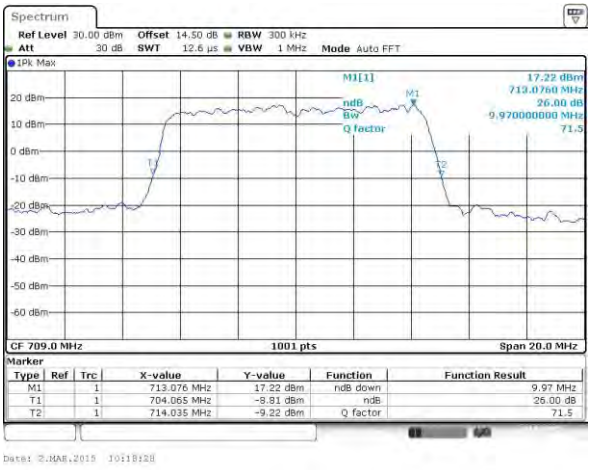

Middle Channel / 10MHz / QPSK

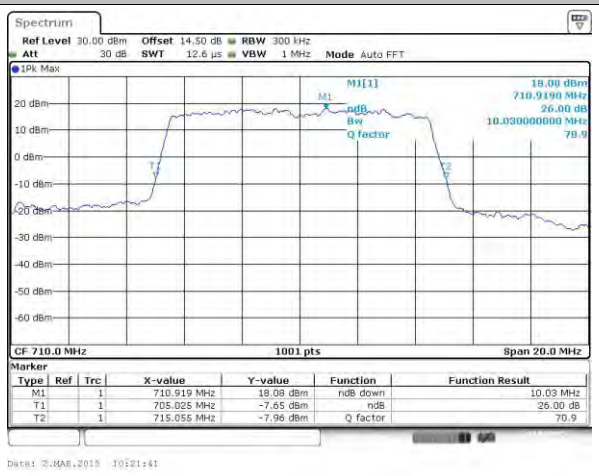

Middle Channel / 10MHz / 16QAM

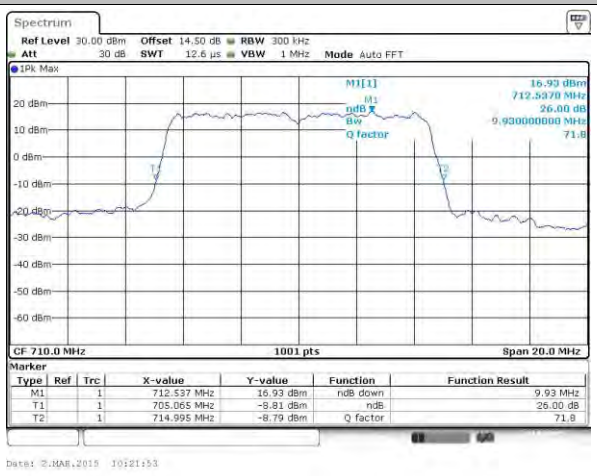

Highest Channel / 10MHz / QPSK

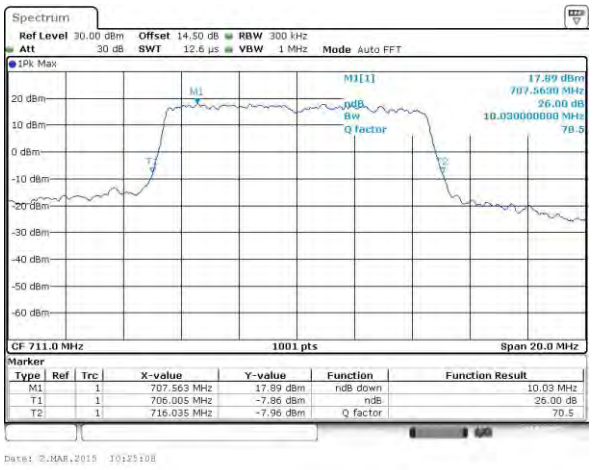

Highest Channel / 10MHz / 16QAM

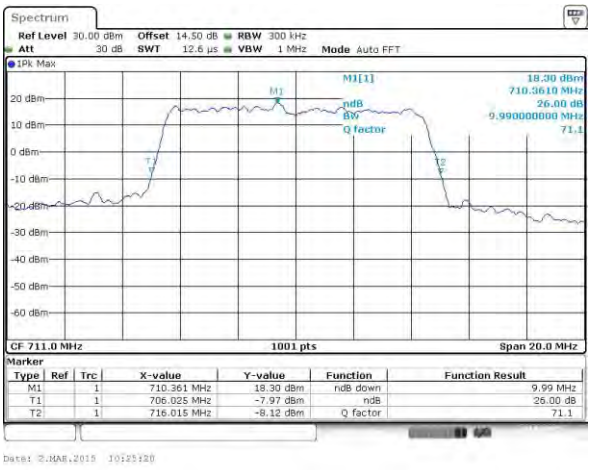

Occupied Bandwidth

Mode	LTE Band 17 : 99%OBW(MHz)											
BW	1.4MHz		3MHz		5MHz		10MHz		15MHz		20MHz	
Mod.	QPSK	16QAM	QPSK	16QAM	QPSK	16QAM	QPSK	16QAM	QPSK	16QAM	QPSK	16QAM
Lowest CH	-	-	-	-	4.50	4.50	9.05	9.01	-	-	-	-
Middle CH	-	-	-	-	4.50	4.50	9.05	8.99	-	-	-	-
Highest CH	-	-	-	-	4.52	4.51	9.01	8.99	-	-	-	-

LTE Band 17

Lowest Channel / 5MHz / QPSK

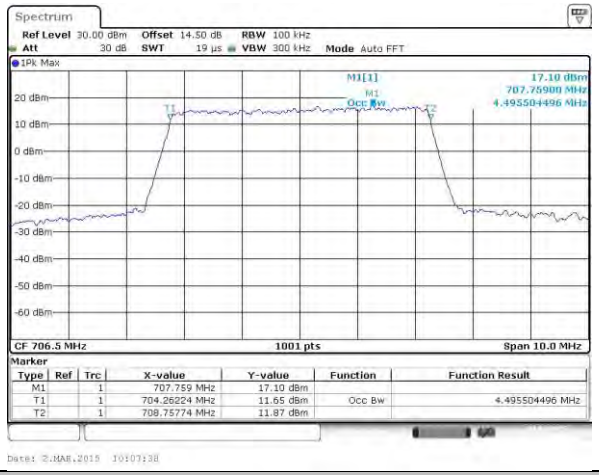

Lowest Channel / 5MHz / 16QAM

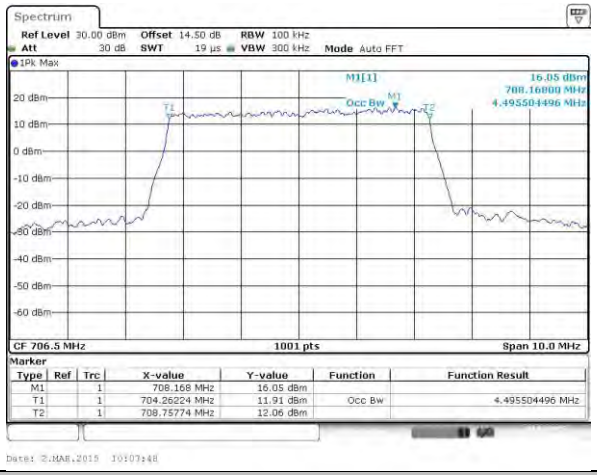

Middle Channel / 5MHz / QPSK

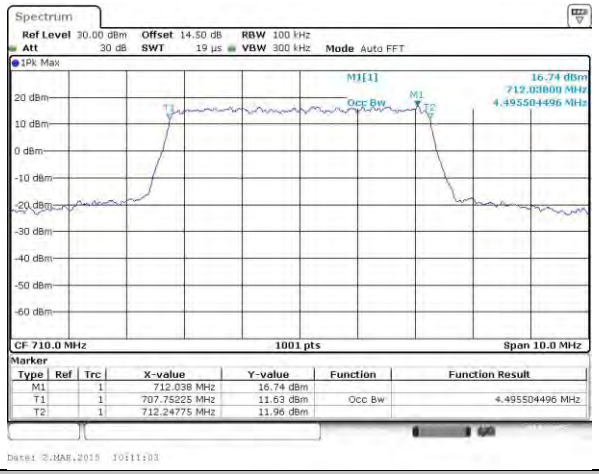

Middle Channel / 5MHz / 16QAM

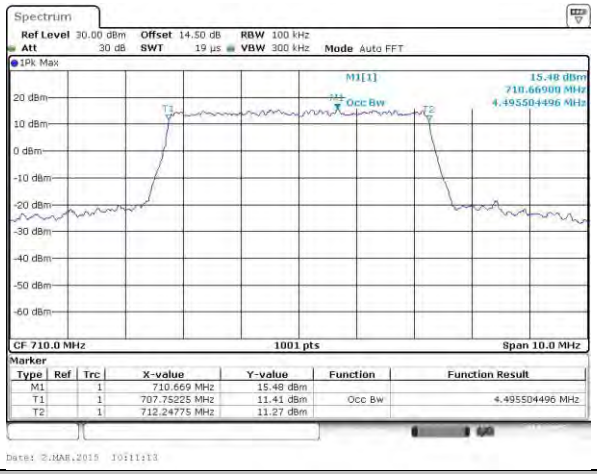

Highest Channel / 5MHz / QPSK

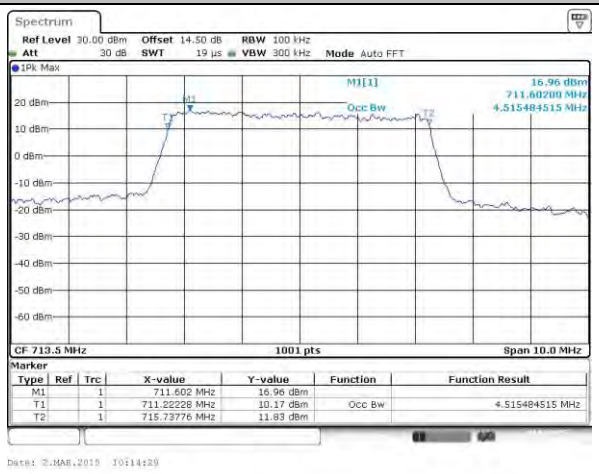

Highest Channel / 5MHz / 16QAM

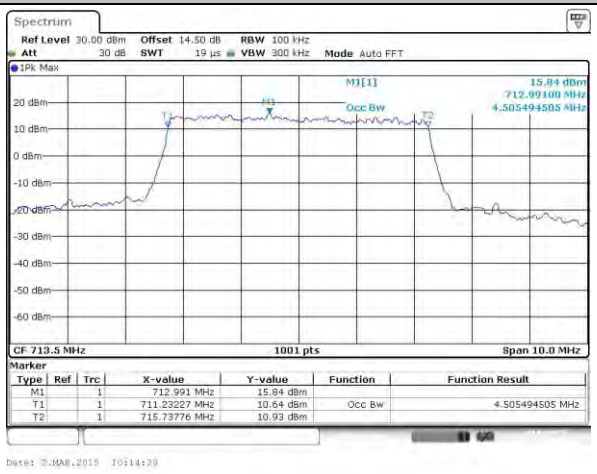

LTE Band 17

Lowest Channel / 10MHz / QPSK

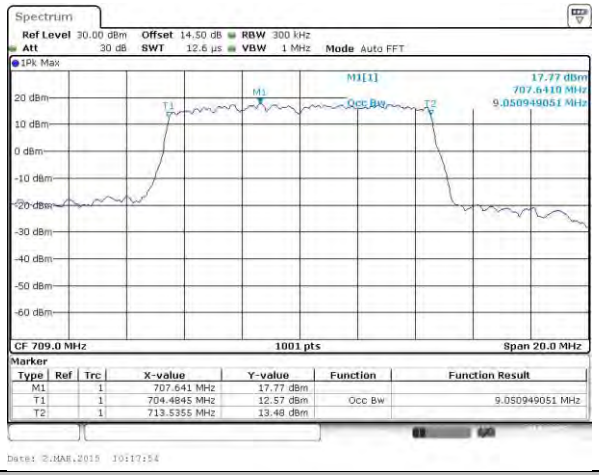

Lowest Channel / 10MHz / 16QAM

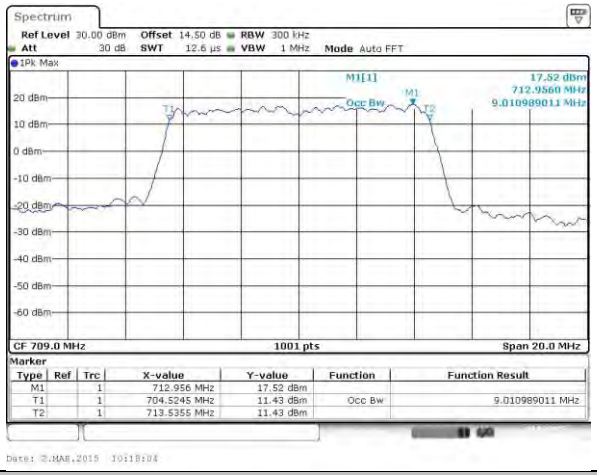

Middle Channel / 10MHz / QPSK

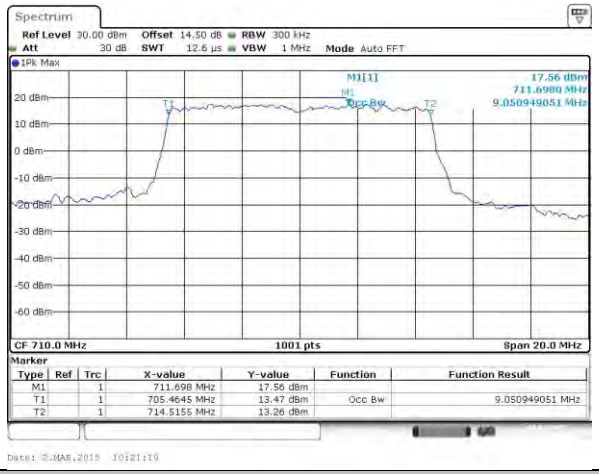

Middle Channel / 10MHz / 16QAM

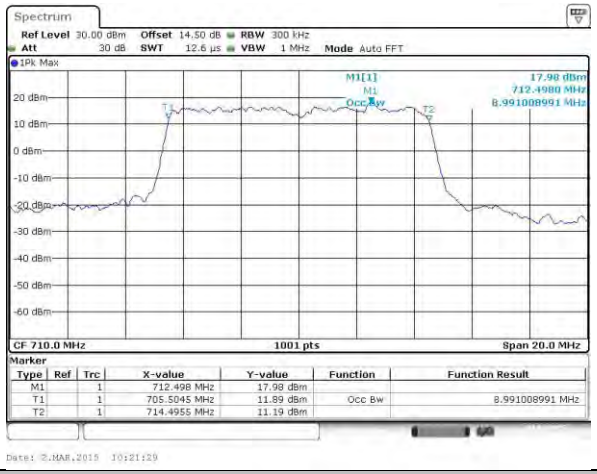

Highest Channel / 10MHz / QPSK

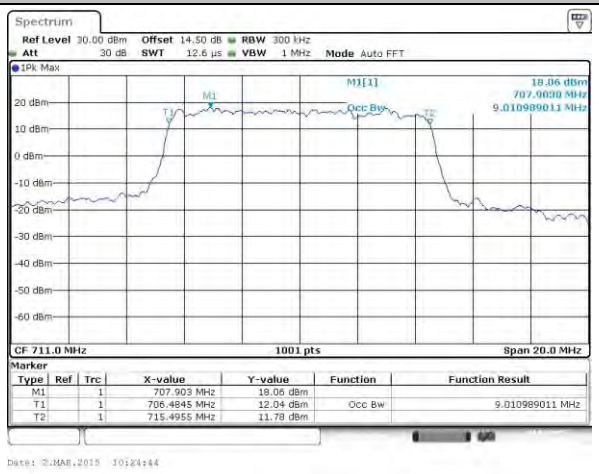

Highest Channel / 10MHz / 16QAM

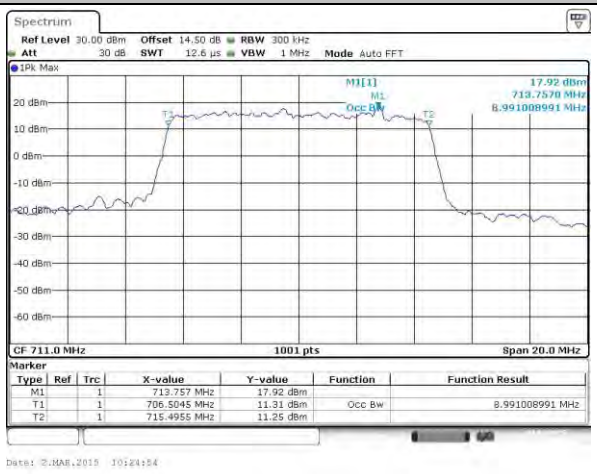

Conducted Band Edge

LTE Band 17 / 5MHz / QPSK

Lowest Band Edge / 1 RB

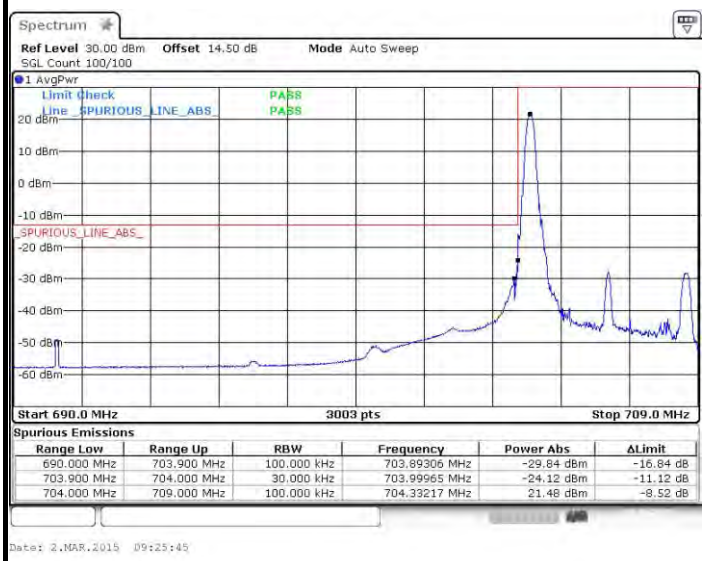

Spurious Emissions

Range Low	Range Up	RBW	Frequency	Power Abs	ΔLimit
690.000 MHz	703.900 MHz	100.000 kHz	703.89306 MHz	-29.84 dBm	-16.84 dB
703.900 MHz	704.000 MHz	30.000 kHz	703.99965 MHz	-24.12 dBm	-11.12 dB
704.000 MHz	709.000 MHz	100.000 kHz	704.33217 MHz	21.48 dBm	-8.52 dB

Date: 2.MAR.2015 09:25:45

Highest Band Edge / 1 RB

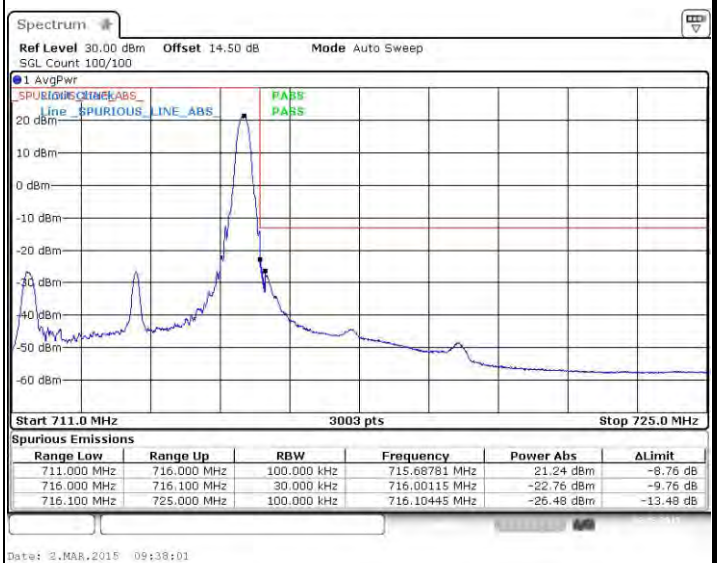

Spurious Emissions

Range Low	Range Up	RBW	Frequency	Power Abs	ΔLimit
711.000 MHz	716.000 MHz	100.000 kHz	715.68781 MHz	21.24 dBm	-8.76 dB
716.000 MHz	716.100 MHz	30.000 kHz	716.00115 MHz	-22.76 dBm	-9.76 dB
716.100 MHz	725.000 MHz	100.000 kHz	716.10445 MHz	-26.48 dBm	-13.48 dB

Date: 2.MAR.2015 09:38:01

Lowest Band Edge / Full RB

Spurious Emissions

Range Low	Range Up	RBW	Frequency	Power Abs	ΔLimit
690.000 MHz	703.900 MHz	100.000 kHz	703.89306 MHz	-30.19 dBm	-17.19 dB
703.900 MHz	704.000 MHz	30.000 kHz	703.99995 MHz	-30.37 dBm	-17.37 dB
704.000 MHz	709.000 MHz	100.000 kHz	708.46304 MHz	8.28 dBm	-21.72 dB

Date: 2.MAR.2015 09:30:33

Highest Band Edge / Full RB

Spurious Emissions

Range Low	Range Up	RBW	Frequency	Power Abs	ΔLimit
711.000 MHz	716.000 MHz	100.000 kHz	711.61189 MHz	8.10 dBm	-21.90 dB
716.000 MHz	716.100 MHz	30.000 kHz	716.01603 MHz	-28.66 dBm	-15.66 dB
716.100 MHz	725.000 MHz	100.000 kHz	716.10445 MHz	-26.15 dBm	-13.15 dB

Date: 2.MAR.2015 09:31:54

LTE Band 17 / 5MHz / 16QAM

Lowest Band Edge / 1 RB

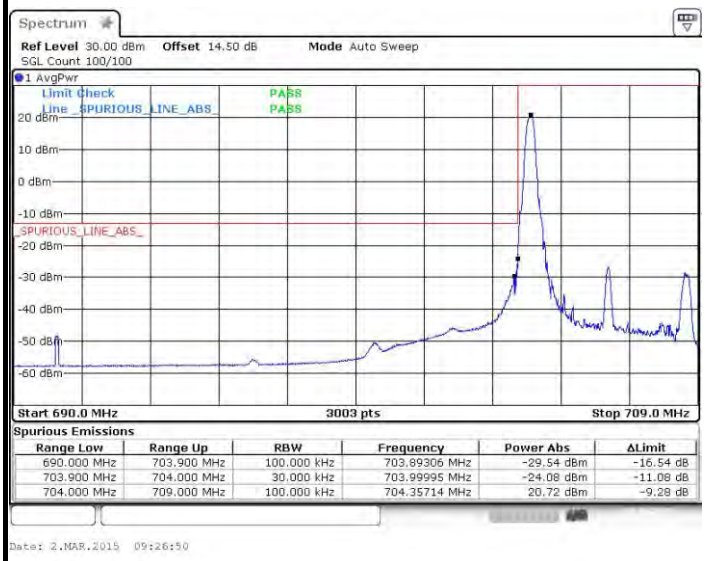

Spurious Emissions

Range Low	Range Up	RBW	Frequency	Power Abs	ΔLimit
690.000 MHz	703.900 MHz	100.000 kHz	703.89306 MHz	-29.54 dBm	-16.54 dB
703.900 MHz	704.000 MHz	30.000 kHz	703.99995 MHz	-24.08 dBm	-11.08 dB
704.000 MHz	709.000 MHz	100.000 kHz	704.35714 MHz	20.72 dBm	-9.28 dB

Date: 2.MAR.2015 09:26:50

Highest Band Edge / 1 RB

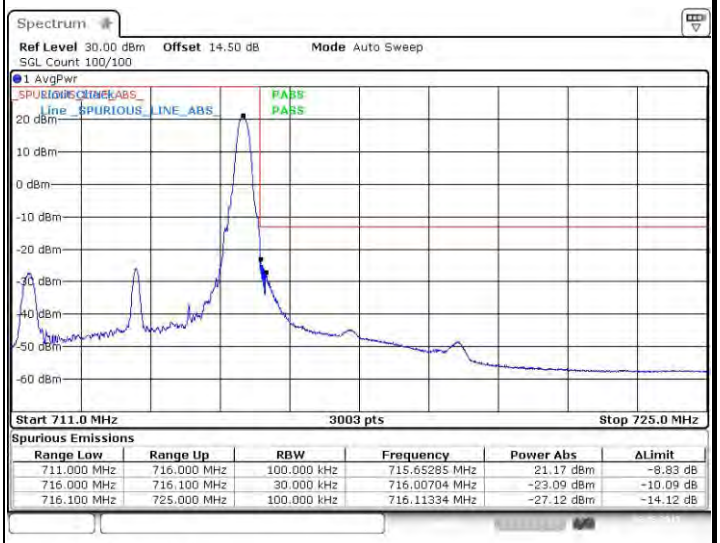

Spurious Emissions

Range Low	Range Up	RBW	Frequency	Power Abs	ΔLimit
711.000 MHz	716.000 MHz	100.000 kHz	715.65285 MHz	21.17 dBm	-8.83 dB
716.000 MHz	716.100 MHz	30.000 kHz	716.00704 MHz	-23.09 dBm	-10.09 dB
716.100 MHz	725.000 MHz	100.000 kHz	716.11334 MHz	-27.12 dBm	-14.12 dB

Date: 2.MAR.2015 09:36:18

Lowest Band Edge / Full RB

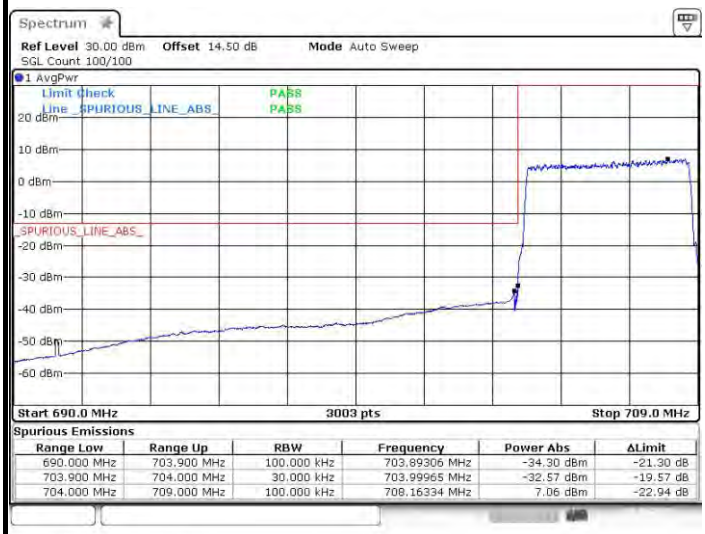

Spurious Emissions

Range Low	Range Up	RBW	Frequency	Power Abs	ΔLimit
690.000 MHz	703.900 MHz	100.000 kHz	703.89306 MHz	-34.30 dBm	-21.30 dB
703.900 MHz	704.000 MHz	30.000 kHz	703.99965 MHz	-32.57 dBm	-19.57 dB
704.000 MHz	709.000 MHz	100.000 kHz	708.16334 MHz	7.06 dBm	-22.94 dB

Date: 2.MAR.2015 09:29:36

Highest Band Edge / Full RB

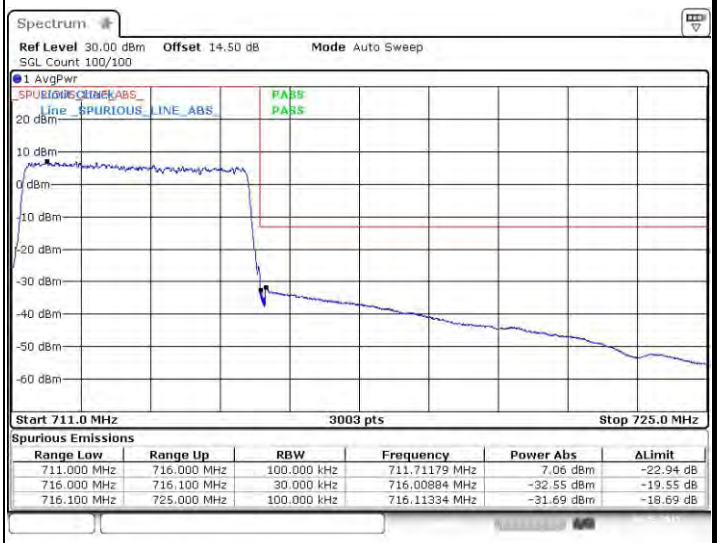

Spurious Emissions

Range Low	Range Up	RBW	Frequency	Power Abs	ΔLimit
711.000 MHz	716.000 MHz	100.000 kHz	711.71179 MHz	7.06 dBm	-22.94 dB
716.000 MHz	716.100 MHz	30.000 kHz	716.00884 MHz	-32.55 dBm	-19.55 dB
716.100 MHz	725.000 MHz	100.000 kHz	716.11334 MHz	-31.69 dBm	-18.69 dB

Date: 2.MAR.2015 09:34:29

LTE Band 17 / 10MHz / QPSK

Lowest Band Edge / 1 RB

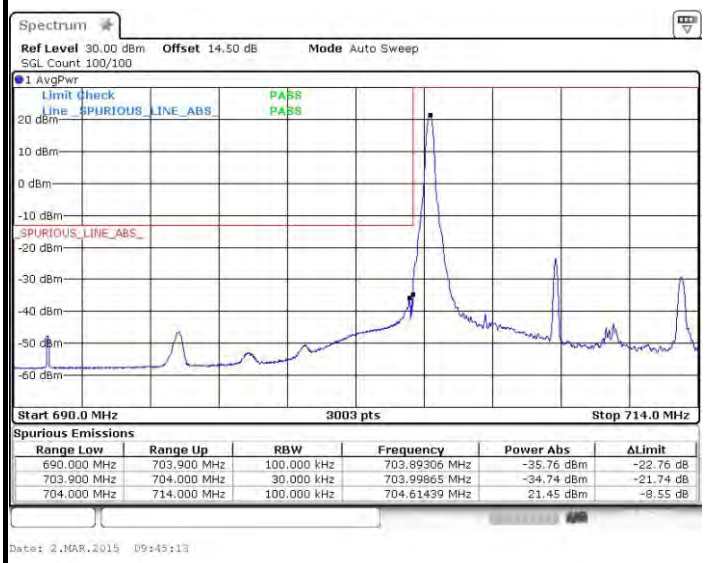

Spurious Emissions

Range Low	Range Up	RBW	Frequency	Power Abs	ΔLimit
690.000 MHz	703.900 MHz	100.000 kHz	703.89306 MHz	-35.76 dBm	-22.76 dB
703.900 MHz	704.000 MHz	30.000 kHz	703.99865 MHz	-34.74 dBm	-21.74 dB
704.000 MHz	714.000 MHz	100.000 kHz	704.61439 MHz	21.45 dBm	-8.55 dB

Date: 2.MAR.2015 09:45:13

Highest Band Edge / 1 RB

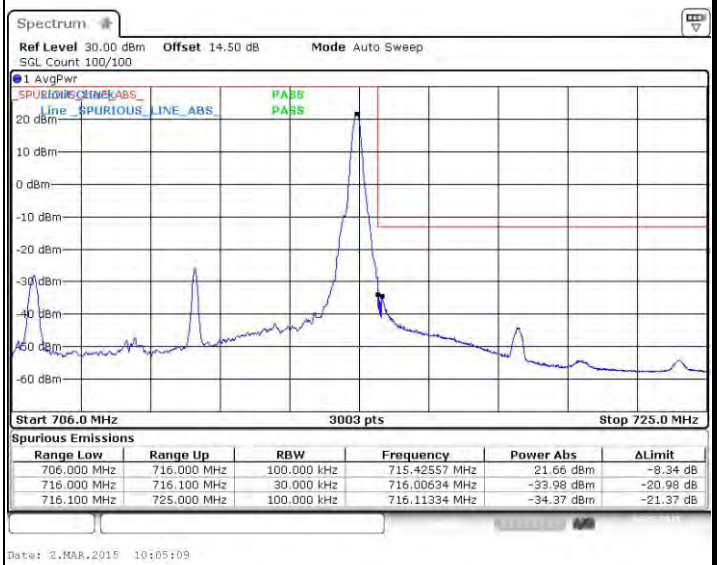

Spurious Emissions

Range Low	Range Up	RBW	Frequency	Power Abs	ΔLimit
706.000 MHz	716.000 MHz	100.000 kHz	715.42557 MHz	21.66 dBm	-8.34 dB
716.000 MHz	716.100 MHz	30.000 kHz	716.00634 MHz	-33.98 dBm	-20.98 dB
716.100 MHz	725.000 MHz	100.000 kHz	716.11334 MHz	-34.37 dBm	-21.37 dB

Date: 2.MAR.2015 10:05:09

Lowest Band Edge / Full RB

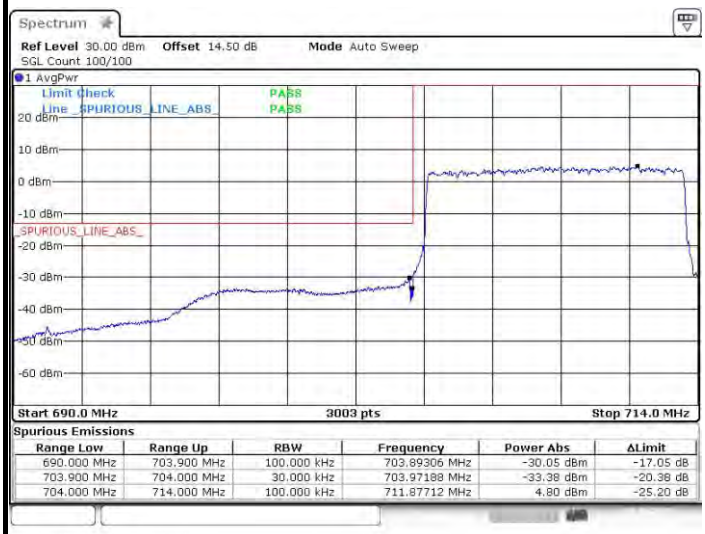

Spurious Emissions

Range Low	Range Up	RBW	Frequency	Power Abs	ΔLimit
690.000 MHz	703.900 MHz	100.000 kHz	703.89306 MHz	-30.05 dBm	-17.05 dB
703.900 MHz	704.000 MHz	30.000 kHz	703.97188 MHz	-33.38 dBm	-20.38 dB
704.000 MHz	714.000 MHz	100.000 kHz	711.87712 MHz	4.80 dBm	-25.20 dB

Date: 2.MAR.2015 09:51:59

Highest Band Edge / Full RB

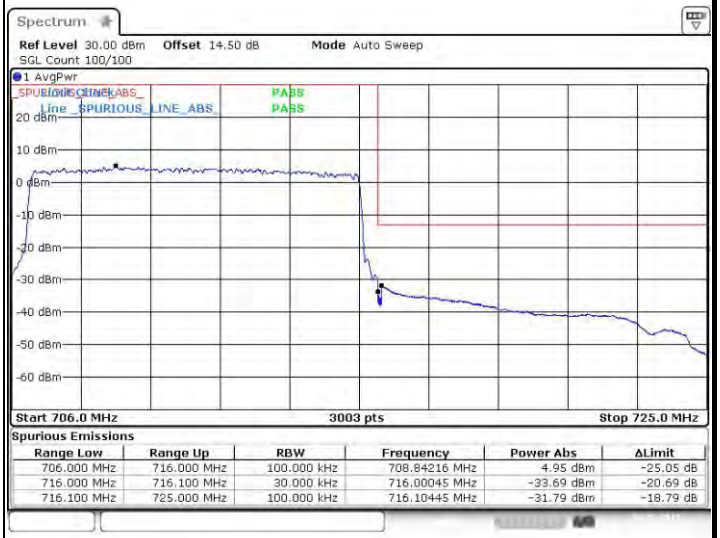

Spurious Emissions

Range Low	Range Up	RBW	Frequency	Power Abs	ΔLimit
706.000 MHz	716.000 MHz	100.000 kHz	708.84216 MHz	4.95 dBm	-25.05 dB
716.000 MHz	716.100 MHz	30.000 kHz	716.00045 MHz	-33.69 dBm	-20.69 dB
716.100 MHz	725.000 MHz	100.000 kHz	716.10445 MHz	-31.79 dBm	-18.79 dB

Date: 2.MAR.2015 10:06:38

LTE Band 17 / 10MHz / 16QAM

Lowest Band Edge / 1 RB

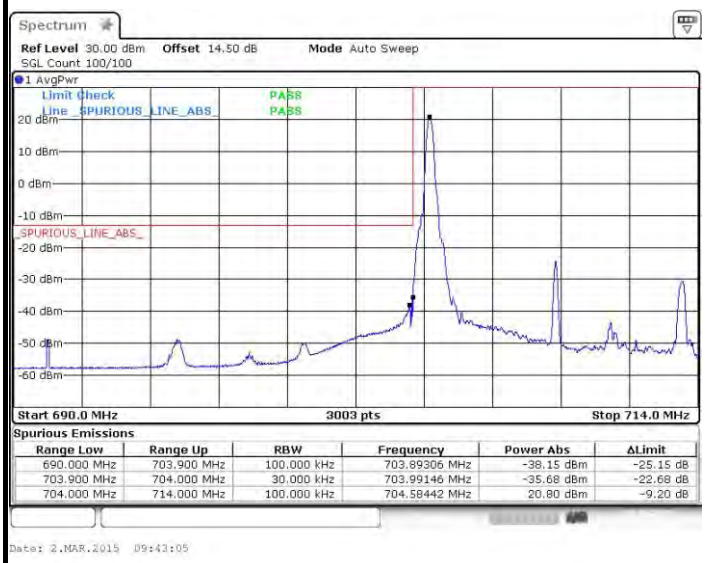

Spurious Emissions

Range Low	Range Up	RBW	Frequency	Power Abs	ΔLimit
690.000 MHz	703.900 MHz	100.000 kHz	703.89306 MHz	-38.15 dBm	-25.15 dB
703.900 MHz	704.000 MHz	30.000 kHz	703.99146 MHz	-35.68 dBm	-22.68 dB
704.000 MHz	714.000 MHz	100.000 kHz	704.58442 MHz	20.80 dBm	-9.20 dB

Date: 2.MAR.2015 09:43:05

Highest Band Edge / 1 RB

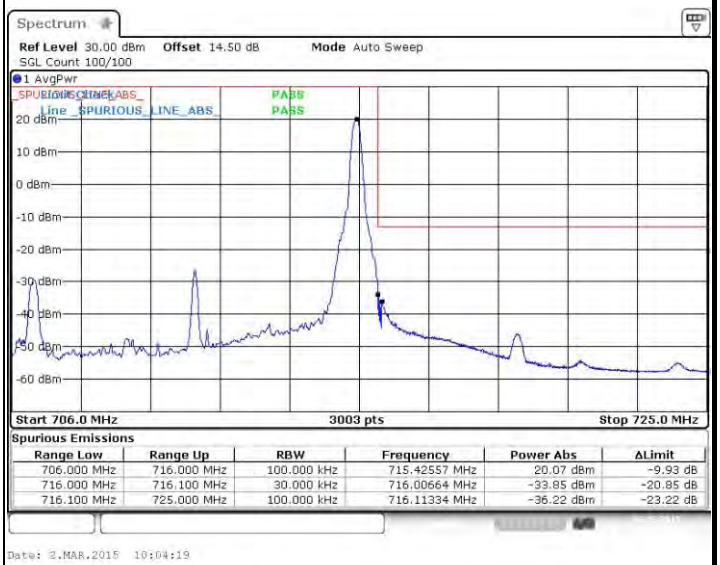

Spurious Emissions

Range Low	Range Up	RBW	Frequency	Power Abs	ΔLimit
706.000 MHz	716.000 MHz	100.000 kHz	715.42557 MHz	20.07 dBm	-9.93 dB
716.000 MHz	716.100 MHz	30.000 kHz	716.00664 MHz	-33.85 dBm	-20.85 dB
716.100 MHz	725.000 MHz	100.000 kHz	716.11334 MHz	-36.22 dBm	-23.22 dB

Date: 2.MAR.2015 10:04:19

Lowest Band Edge / Full RB

Spurious Emissions

Range Low	Range Up	RBW	Frequency	Power Abs	ΔLimit
690.000 MHz	703.900 MHz	100.000 kHz	703.89306 MHz	-34.12 dBm	-21.12 dB
703.900 MHz	704.000 MHz	30.000 kHz	703.98736 MHz	-37.08 dBm	-24.08 dB
704.000 MHz	714.000 MHz	100.000 kHz	709.05994 MHz	3.94 dBm	-26.06 dB

Date: 2.MAR.2015 09:55:19

Highest Band Edge / Full RB

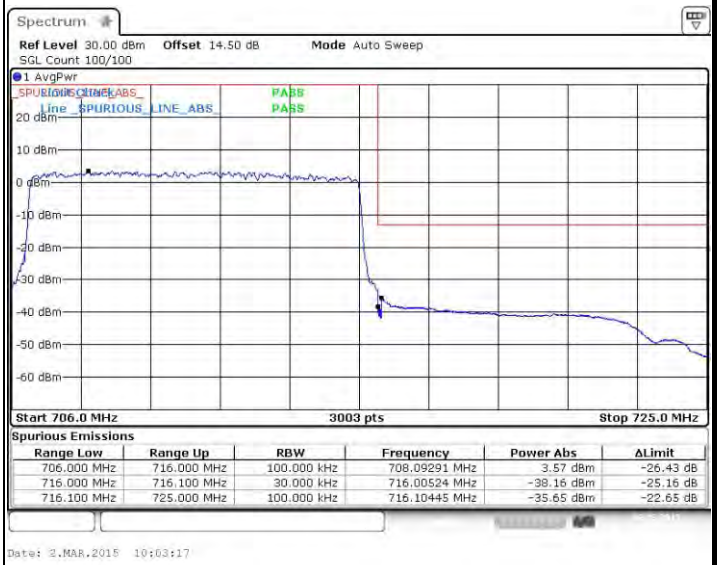

Spurious Emissions

Range Low	Range Up	RBW	Frequency	Power Abs	ΔLimit
706.000 MHz	716.000 MHz	100.000 kHz	708.09291 MHz	3.57 dBm	-26.43 dB
716.000 MHz	716.100 MHz	30.000 kHz	716.00524 MHz	-38.16 dBm	-25.16 dB
716.100 MHz	725.000 MHz	100.000 kHz	716.10445 MHz	-35.65 dBm	-22.65 dB

Date: 2.MAR.2015 10:03:17

Conducted Spurious Emission

LTE Band 17 / 5MHz

Lowest Channel / QPSK

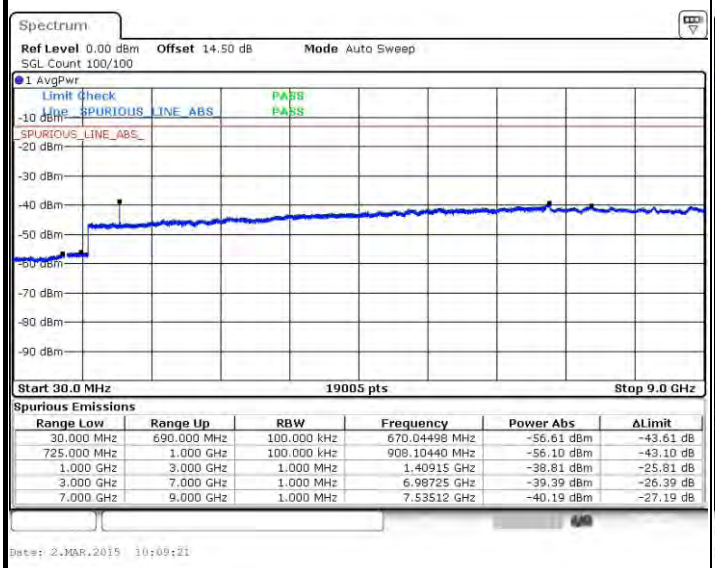

Spurious Emissions

Range Low	Range Up	RBW	Frequency	Power Abs	ΔLimit
30.000 MHz	690.000 MHz	100.000 kHz	670.04498 MHz	-56.61 dBm	-43.61 dB
725.000 MHz	1.000 GHz	100.000 kHz	908.10440 MHz	-56.10 dBm	-43.10 dB
1.000 GHz	3.000 GHz	1.000 MHz	1.40915 GHz	-38.81 dBm	-25.81 dB
3.000 GHz	7.000 GHz	1.000 MHz	6.98725 GHz	-39.39 dBm	-26.39 dB
7.000 GHz	9.000 GHz	1.000 MHz	7.53512 GHz	-40.19 dBm	-27.19 dB

Date: 2.MAR.2015 10:09:21

Lowest Channel / 16QAM

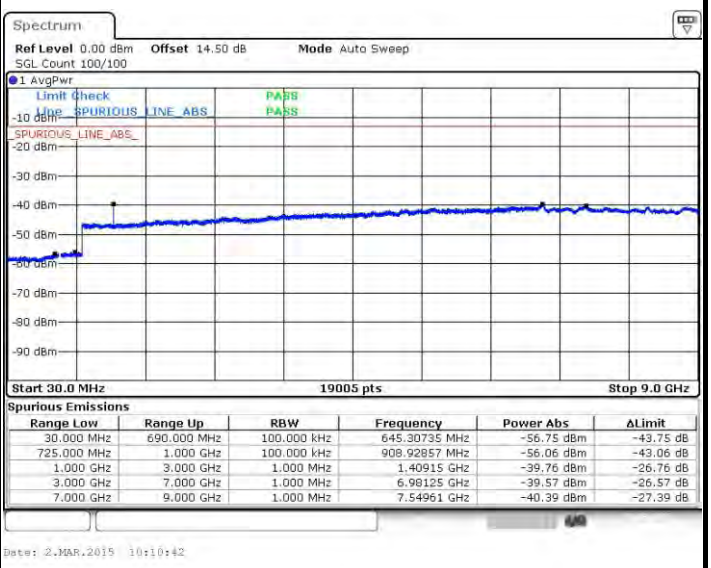

Spurious Emissions

Range Low	Range Up	RBW	Frequency	Power Abs	ΔLimit
30.000 MHz	690.000 MHz	100.000 kHz	645.30735 MHz	-56.75 dBm	-43.75 dB
725.000 MHz	1.000 GHz	100.000 kHz	908.92857 MHz	-56.06 dBm	-43.06 dB
1.000 GHz	3.000 GHz	1.000 MHz	1.40915 GHz	-39.76 dBm	-26.76 dB
3.000 GHz	7.000 GHz	1.000 MHz	6.98125 GHz	-39.57 dBm	-26.57 dB
7.000 GHz	9.000 GHz	1.000 MHz	7.54961 GHz	-40.39 dBm	-27.39 dB

Date: 2.MAR.2015 10:10:42

Middle Channel / QPSK

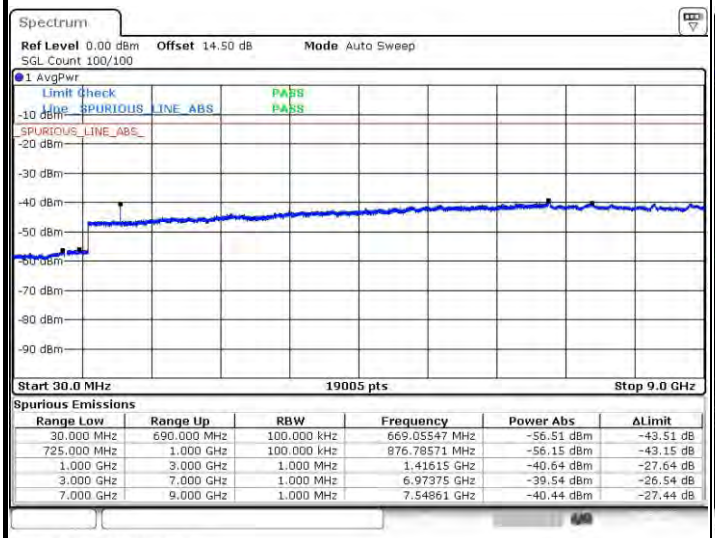

Spurious Emissions

Range Low	Range Up	RBW	Frequency	Power Abs	ΔLimit
30.000 MHz	690.000 MHz	100.000 kHz	669.05547 MHz	-56.51 dBm	-43.51 dB
725.000 MHz	1.000 GHz	100.000 kHz	876.78571 MHz	-56.15 dBm	-43.15 dB
1.000 GHz	3.000 GHz	1.000 MHz	1.41615 GHz	-40.64 dBm	-27.64 dB
3.000 GHz	7.000 GHz	1.000 MHz	6.97375 GHz	-39.54 dBm	-26.54 dB
7.000 GHz	9.000 GHz	1.000 MHz	7.54861 GHz	-40.44 dBm	-27.44 dB

Date: 2.MAR.2015 10:12:47

Middle Channel / 16QAM

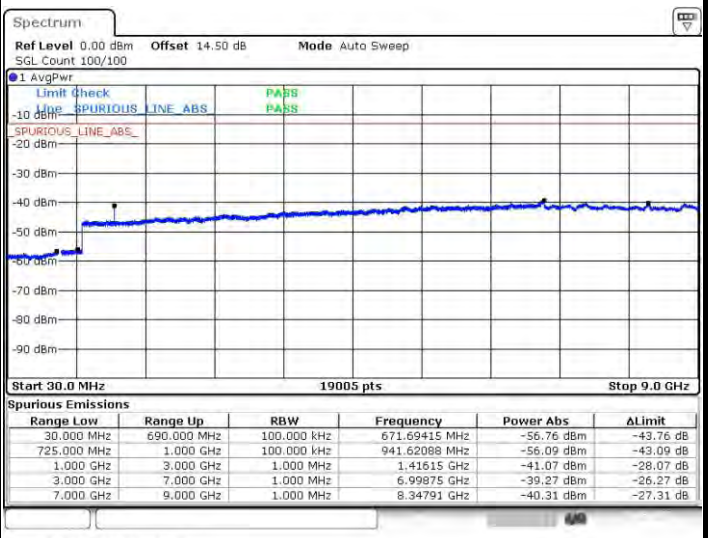

Spurious Emissions

Range Low	Range Up	RBW	Frequency	Power Abs	ΔLimit
30.000 MHz	690.000 MHz	100.000 kHz	671.69415 MHz	-56.76 dBm	-43.76 dB
725.000 MHz	1.000 GHz	100.000 kHz	941.62088 MHz	-56.09 dBm	-43.09 dB
1.000 GHz	3.000 GHz	1.000 MHz	1.41615 GHz	-41.07 dBm	-28.07 dB
3.000 GHz	7.000 GHz	1.000 MHz	6.99875 GHz	-39.27 dBm	-26.27 dB
7.000 GHz	9.000 GHz	1.000 MHz	8.34791 GHz	-40.31 dBm	-27.31 dB

Date: 2.MAR.2015 10:14:07

LTE Band 17 / 5MHz

Highest Channel / QPSK

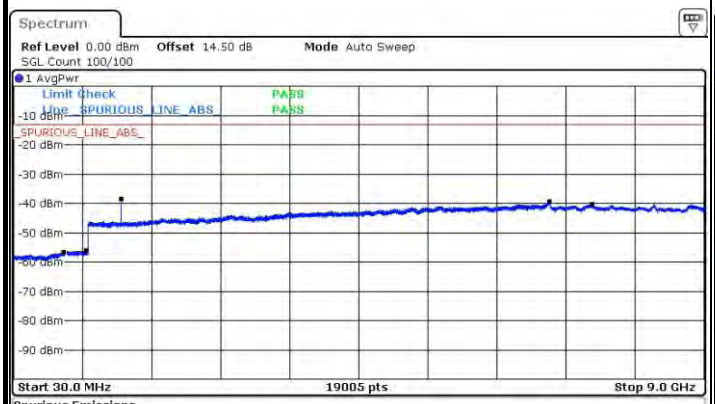

Spurious Emissions

Range Low	Range Up	RBW	Frequency	Power Abs	ΔLimit
30.000 MHz	690.000 MHz	100.000 kHz	682.57871 MHz	-56.68 dBm	-43.68 dB
725.000 MHz	1.000 GHz	100.000 kHz	967.99451 MHz	-56.22 dBm	-43.22 dB
1.000 GHz	3.000 GHz	1.000 MHz	1.42314 GHz	-38.65 dBm	-25.65 dB
3.000 GHz	7.000 GHz	1.000 MHz	6.98575 GHz	-39.39 dBm	-26.39 dB
7.000 GHz	9.000 GHz	1.000 MHz	7.55061 GHz	-40.30 dBm	-27.30 dB

Date: 2.MAR.2015 10:16:12

Highest Channel / 16QAM

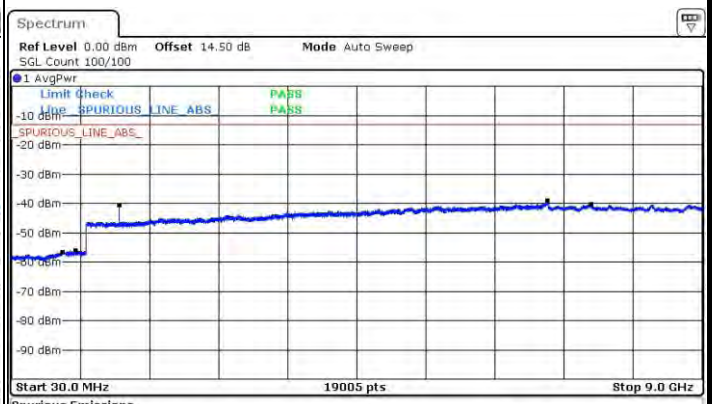

Spurious Emissions

Range Low	Range Up	RBW	Frequency	Power Abs	ΔLimit
30.000 MHz	690.000 MHz	100.000 kHz	688.18591 MHz	-56.66 dBm	-43.66 dB
725.000 MHz	1.000 GHz	100.000 kHz	855.90659 MHz	-56.13 dBm	-43.13 dB
1.000 GHz	3.000 GHz	1.000 MHz	1.42314 GHz	-40.58 dBm	-27.58 dB
3.000 GHz	7.000 GHz	1.000 MHz	6.98875 GHz	-39.21 dBm	-26.21 dB
7.000 GHz	9.000 GHz	1.000 MHz	7.55811 GHz	-40.32 dBm	-27.32 dB

Date: 2.MAR.2015 10:17:33

LTE Band 17 / 10MHz

Lowest Channel / QPSK

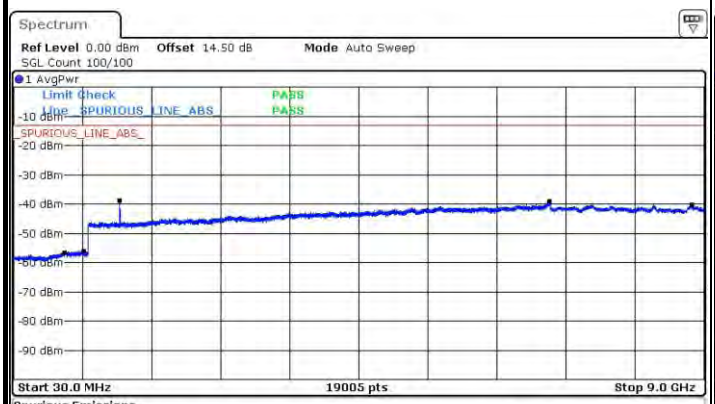

Spurious Emissions

Range Low	Range Up	RBW	Frequency	Power Abs	ΔLimit
30.000 MHz	690.000 MHz	100.000 kHz	685.54723 MHz	-56.62 dBm	-43.62 dB
725.000 MHz	1.000 GHz	100.000 kHz	943.54396 MHz	-56.14 dBm	-43.14 dB
1.000 GHz	3.000 GHz	1.000 MHz	1.40965 GHz	-38.92 dBm	-25.92 dB
3.000 GHz	7.000 GHz	1.000 MHz	6.99225 GHz	-39.20 dBm	-26.20 dB
7.000 GHz	9.000 GHz	1.000 MHz	8.83629 GHz	-40.32 dBm	-27.32 dB

Date: 2.MAR.2015 10:19:37

Lowest Channel / 16QAM

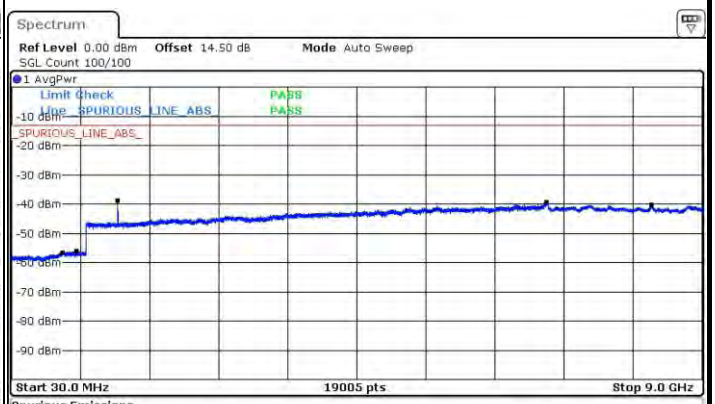

Spurious Emissions

Range Low	Range Up	RBW	Frequency	Power Abs	ΔLimit
30.000 MHz	690.000 MHz	100.000 kHz	688.18591 MHz	-56.73 dBm	-43.73 dB
725.000 MHz	1.000 GHz	100.000 kHz	874.31319 MHz	-56.06 dBm	-43.06 dB
1.000 GHz	3.000 GHz	1.000 MHz	1.40965 GHz	-38.90 dBm	-25.90 dB
3.000 GHz	7.000 GHz	1.000 MHz	6.98375 GHz	-39.38 dBm	-26.38 dB
7.000 GHz	9.000 GHz	1.000 MHz	8.33742 GHz	-40.42 dBm	-27.42 dB

Date: 2.MAR.2015 10:20:58

LTE Band 17 / 10MHz

Middle Channel / QPSK

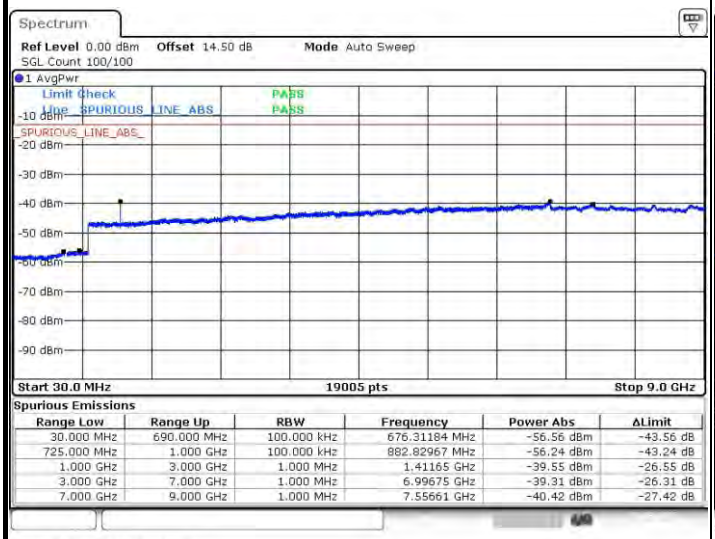

Spurious Emissions

Range Low	Range Up	RBW	Frequency	Power Abs	ΔLimit
30.000 MHz	690.000 MHz	100.000 kHz	676.31184 MHz	-56.56 dBm	-43.56 dB
725.000 MHz	1.000 GHz	100.000 kHz	882.82967 MHz	-56.24 dBm	-43.24 dB
1.000 GHz	3.000 GHz	1.000 MHz	1.41165 GHz	-39.55 dBm	-26.55 dB
3.000 GHz	7.000 GHz	1.000 MHz	6.99675 GHz	-39.31 dBm	-26.31 dB
7.000 GHz	9.000 GHz	1.000 MHz	7.55661 GHz	-40.42 dBm	-27.42 dB

Date: 2.MAR.2015 10:23:03

Middle Channel / 16QAM

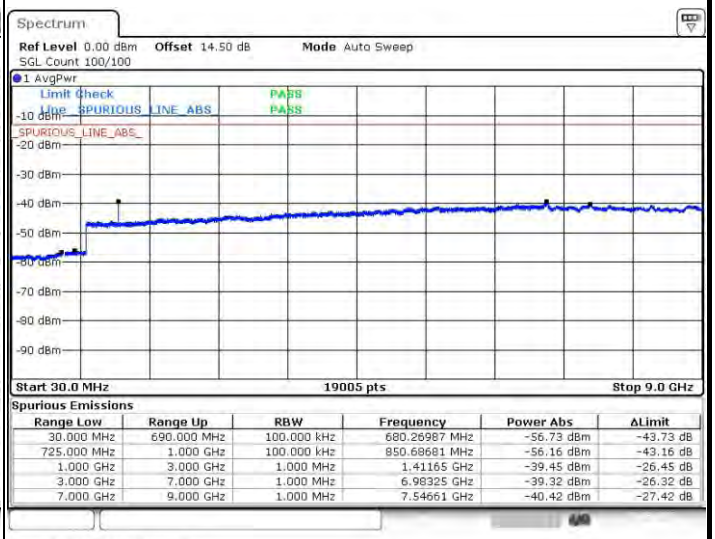

Spurious Emissions

Range Low	Range Up	RBW	Frequency	Power Abs	ΔLimit
30.000 MHz	690.000 MHz	100.000 kHz	680.26987 MHz	-56.73 dBm	-43.73 dB
725.000 MHz	1.000 GHz	100.000 kHz	850.68681 MHz	-56.16 dBm	-43.16 dB
1.000 GHz	3.000 GHz	1.000 MHz	1.41165 GHz	-39.45 dBm	-26.45 dB
3.000 GHz	7.000 GHz	1.000 MHz	6.98325 GHz	-39.32 dBm	-26.32 dB
7.000 GHz	9.000 GHz	1.000 MHz	7.54661 GHz	-40.42 dBm	-27.42 dB

Date: 2.MAR.2015 10:24:23

Highest Channel / QPSK

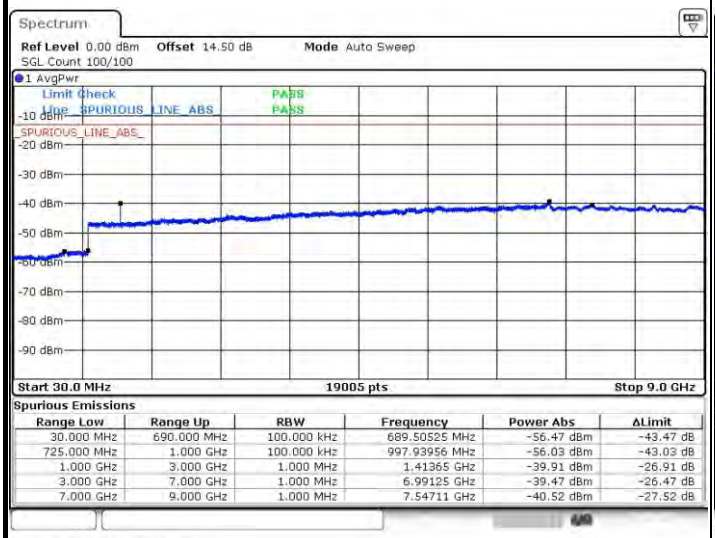

Spurious Emissions

Range Low	Range Up	RBW	Frequency	Power Abs	ΔLimit
30.000 MHz	690.000 MHz	100.000 kHz	689.50525 MHz	-56.47 dBm	-43.47 dB
725.000 MHz	1.000 GHz	100.000 kHz	997.93956 MHz	-56.03 dBm	-43.03 dB
1.000 GHz	3.000 GHz	1.000 MHz	1.41365 GHz	-39.91 dBm	-26.91 dB
3.000 GHz	7.000 GHz	1.000 MHz	6.99125 GHz	-39.47 dBm	-26.47 dB
7.000 GHz	9.000 GHz	1.000 MHz	7.54711 GHz	-40.52 dBm	-27.52 dB

Date: 2.MAR.2015 10:26:29

Highest Channel / 16QAM

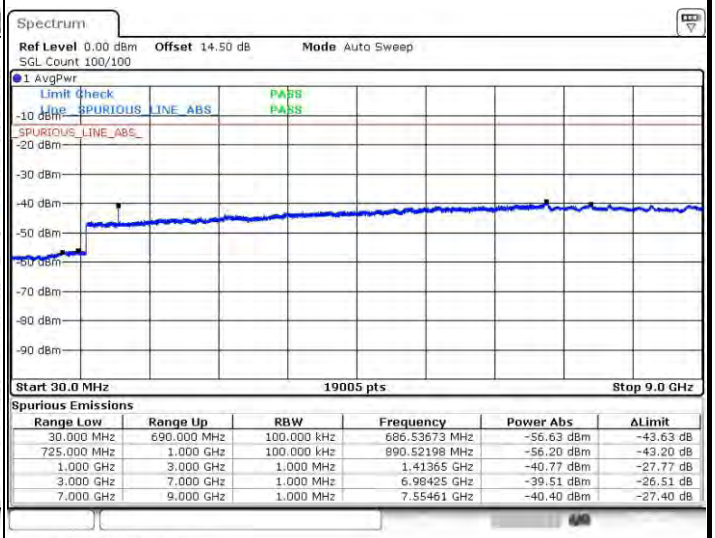

Spurious Emissions

Range Low	Range Up	RBW	Frequency	Power Abs	ΔLimit
30.000 MHz	690.000 MHz	100.000 kHz	686.53673 MHz	-56.63 dBm	-43.63 dB
725.000 MHz	1.000 GHz	100.000 kHz	890.52198 MHz	-56.20 dBm	-43.20 dB
1.000 GHz	3.000 GHz	1.000 MHz	1.41365 GHz	-40.77 dBm	-27.77 dB
3.000 GHz	7.000 GHz	1.000 MHz	6.98425 GHz	-39.51 dBm	-26.51 dB
7.000 GHz	9.000 GHz	1.000 MHz	7.55461 GHz	-40.40 dBm	-27.40 dB

Date: 2.MAR.2015 10:27:50

Frequency Stability

Test Conditions		LTE Band 17 (QPSK) / Middle Channel	Limit
Temperature (°C)	Voltage (Volt)	BW 10MHz	Note 2.
		Deviation (ppm)	Result
50	Normal Voltage	0.0008	PASS
40	Normal Voltage	0.0004	
30	Normal Voltage	0.0013	
20(Ref.)	Normal Voltage	0.0000	
10	Normal Voltage	0.0006	
0	Normal Voltage	0.0007	
-10	Normal Voltage	0.0008	
-20	Normal Voltage	0.0013	
-30	Normal Voltage	0.0003	
20	Maximum Voltage	0.0004	
20	Normal Voltage	0.0000	
20	Battery End Point	0.0004	

Note:

1. Normal Voltage = 3.8V. ；Battery End Point (BEP) = 3.5 V.；Maximum Voltage =4.35 V
2. Note: The frequency fundamental emissions stay within the authorized frequency block based on the frequency deviation measured is small.

Appendix B. Test Results of Radiated Test

ERP/EIRP

LTE Band 4 Radiated Power EIRP for BW 1.4MHz / QPSK				
Horizontal Polarization				
Frequency (MHz)	LVL (dBm)	Correction Factor (dB)	EIRP (dBm)	EIRP (W)
1710.70	-23.28	42.53	17.10	0.0513
1732.50	-22.87	42.93	17.91	0.0618
1754.30	-23.11	44.42	19.16	0.0824
Vertical Polarization				
Frequency (MHz)	LVL (dBm)	Correction Factor (dB)	EIRP (dBm)	EIRP (W)
1710.70	-25.03	44.68	17.50	0.0562
1732.50	-23.52	43.82	18.15	0.0653
1754.30	-24.27	44.55	18.13	0.0650

LTE Band 4 Radiated Power EIRP for BW 1.4MHz / 16QAM				
Horizontal Polarization				
Frequency (MHz)	LVL (dBm)	Correction Factor (dB)	EIRP (dBm)	EIRP (W)
1710.70	-23.48	42.53	16.90	0.0490
1732.50	-23.34	42.93	17.44	0.0555
1754.30	-23.43	44.42	18.84	0.0766
Vertical Polarization				
Frequency (MHz)	LVL (dBm)	Correction Factor (dB)	EIRP (dBm)	EIRP (W)
1710.70	-25.40	44.68	17.13	0.0516
1732.50	-24.08	43.82	17.59	0.0574
1754.30	-24.40	44.55	18.00	0.0631

LTE Band 4 Radiated Power EIRP for BW 3MHz / QPSK				
Horizontal Polarization				
Frequency (MHz)	**LVL (dBm)**	**Correction Factor (dB)**	**EIRP (dBm)**	**EIRP (W)**
1711.50	-22.22	42.4	18.03	0.0635
1732.50	-22.93	42.93	17.85	0.0610
1753.50	-23.60	44.47	18.72	0.0745
Vertical Polarization				
Frequency (MHz)	**LVL (dBm)**	**Correction Factor (dB)**	**EIRP (dBm)**	**EIRP (W)**
1711.50	-23.98	42.86	16.73	0.0471
1732.50	-24.47	43.82	17.20	0.0525
1753.50	-26.12	44.81	16.54	0.0451

LTE Band 4 Radiated Power EIRP for BW 3MHz / 16QAM				
Horizontal Polarization				
Frequency (MHz)	**LVL (dBm)**	**Correction Factor (dB)**	**EIRP (dBm)**	**EIRP (W)**
1711.50	-23.34	42.4	16.91	0.0491
1732.50	-24.02	42.93	16.76	0.0474
1753.50	-25.21	44.47	17.11	0.0514
Vertical Polarization				
Frequency (MHz)	**LVL (dBm)**	**Correction Factor (dB)**	**EIRP (dBm)**	**EIRP (W)**
1711.50	-24.45	42.86	16.26	0.0423
1732.50	-24.53	43.82	17.14	0.0518
1753.50	-26.51	44.81	16.15	0.0412

LTE Band 4 Radiated Power EIRP for BW 5MHz / QPSK				
Horizontal Polarization				
Frequency (MHz)	**LVL (dBm)**	**Correction Factor (dB)**	**EIRP (dBm)**	**EIRP (W)**
1712.50	-23.13	42.54	17.26	0.0532
1732.50	-23.07	42.94	17.72	0.0592
1752.50	-23.90	44.47	18.42	0.0695
Vertical Polarization				
Frequency (MHz)	**LVL (dBm)**	**Correction Factor (dB)**	**EIRP (dBm)**	**EIRP (W)**
1712.50	-24.05	43.58	17.38	0.0547
1732.50	-23.38	43.83	18.30	0.0676
1752.50	-24.40	44.9	18.35	0.0684

LTE Band 4 Radiated Power EIRP for BW 5MHz / 16QAM				
Horizontal Polarization				
Frequency (MHz)	**LVL (dBm)**	**Correction Factor (dB)**	**EIRP (dBm)**	**EIRP (W)**
1712.50	-23.48	42.54	16.91	0.0491
1732.50	-24.12	42.94	16.67	0.0465
1752.50	-24.99	44.47	17.33	0.0541
Vertical Polarization				
Frequency (MHz)	**LVL (dBm)**	**Correction Factor (dB)**	**EIRP (dBm)**	**EIRP (W)**
1712.50	-24.99	43.58	16.44	0.0441
1732.50	-24.53	43.83	17.15	0.0519
1752.50	-25.35	44.9	17.40	0.0550

LTE Band 4 Radiated Power EIRP for BW 10MHz / QPSK				
Horizontal Polarization				
Frequency (MHz)	**LVL (dBm)**	**Correction Factor (dB)**	**EIRP (dBm)**	**EIRP (W)**
1715.00	-22.13	42.66	18.38	0.0689
1732.50	-23.36	42.94	17.43	0.0553
1750.00	-24.27	44	17.58	0.0573
Vertical Polarization				
Frequency (MHz)	**LVL (dBm)**	**Correction Factor (dB)**	**EIRP (dBm)**	**EIRP (W)**
1715.00	-23.94	44.67	18.58	0.0721
1732.50	-23.27	43.83	18.41	0.0693
1750.00	-24.96	45.03	17.92	0.0619

LTE Band 4 Radiated Power EIRP for BW 10MHz / 16QAM				
Horizontal Polarization				
Frequency (MHz)	**LVL (dBm)**	**Correction Factor (dB)**	**EIRP (dBm)**	**EIRP (W)**
1715.00	-22.26	42.66	18.25	0.0668
1732.50	-22.82	42.94	17.97	0.0627
1750.00	-23.24	44	18.61	0.0726
Vertical Polarization				
Frequency (MHz)	**LVL (dBm)**	**Correction Factor (dB)**	**EIRP (dBm)**	**EIRP (W)**
1715.00	-26.04	44.67	16.48	0.0445
1732.50	-25.01	43.83	16.67	0.0465
1750.00	-25.72	45.03	17.16	0.0520

LTE Band 4 Radiated Power EIRP for BW 15MHz / QPSK				
Horizontal Polarization				
Frequency (MHz)	**LVL (dBm)**	**Correction Factor (dB)**	**EIRP (dBm)**	**EIRP (W)**
1717.50	-23.13	43.01	17.73	0.0593
1732.50	-23.70	42.94	17.09	0.0512
1747.50	-24.60	43.97	17.22	0.0527
Vertical Polarization				
Frequency (MHz)	**LVL (dBm)**	**Correction Factor (dB)**	**EIRP (dBm)**	**EIRP (W)**
1717.50	-23.70	44.54	18.69	0.0740
1732.50	-23.15	43.83	18.53	0.0713
1747.50	-24.77	45.28	18.36	0.0685

LTE Band 4 Radiated Power EIRP for BW 15MHz / 16QAM				
Horizontal Polarization				
Frequency (MHz)	**LVL (dBm)**	**Correction Factor (dB)**	**EIRP (dBm)**	**EIRP (W)**
1717.50	-28.25	43.01	12.61	0.0182
1732.50	-28.27	42.94	12.52	0.0179
1747.50	-28.40	43.97	13.42	0.0220
Vertical Polarization				
Frequency (MHz)	**LVL (dBm)**	**Correction Factor (dB)**	**EIRP (dBm)**	**EIRP (W)**
1717.50	-26.48	44.54	15.91	0.0390
1732.50	-26.89	44.77	15.73	0.0374
1747.50	-26.95	45.28	16.18	0.0415

LTE Band 4 Radiated Power EIRP for BW 20MHz / QPSK				
Horizontal Polarization				
Frequency (MHz)	**LVL (dBm)**	**Correction Factor (dB)**	**EIRP (dBm)**	**EIRP (W)**
1720.00	-23.01	43.41	18.25	0.0668
1732.50	-23.51	42.94	17.28	0.0535
1745.00	-24.82	44.36	17.39	0.0548
Vertical Polarization				
Frequency (MHz)	**LVL (dBm)**	**Correction Factor (dB)**	**EIRP (dBm)**	**EIRP (W)**
1720.00	-24.57	44.42	17.70	0.0589
1732.50	-24.76	43.83	16.92	0.0492
1745.00	-26.04	45.11	16.92	0.0492

LTE Band 4 Radiated Power EIRP for BW 20MHz / 16QAM				
Horizontal Polarization				
Frequency (MHz)	**LVL (dBm)**	**Correction Factor (dB)**	**EIRP (dBm)**	**EIRP (W)**
1720.00	-24.19	43.41	17.07	0.0509
1732.50	-24.22	42.94	16.57	0.0454
1745.00	-26.28	44.36	15.93	0.0392
Vertical Polarization				
Frequency (MHz)	**LVL (dBm)**	**Correction Factor (dB)**	**EIRP (dBm)**	**EIRP (W)**
1720.00	-26.46	44.42	15.81	0.0381
1732.50	-25.74	43.83	15.94	0.0393
1745.00	-27.01	45.11	15.95	0.0394

LTE Band 7 Radiated Power EIRP for BW 5MHz / QPSK				
Horizontal Polarization				
Frequency (MHz)	**LVL (dBm)**	**Correction Factor (dB)**	**EIRP (dBm)**	**EIRP (W)**
2502.5	-26.27	47.73	21.46	0.1398
2535.0	-26.58	47.55	20.97	0.1250
2567.5	-26.10	47.44	21.34	0.1362
Vertical Polarization				
Frequency (MHz)	**LVL (dBm)**	**Correction Factor (dB)**	**EIRP (dBm)**	**EIRP (W)**
2502.5	-27.68	47.53	19.85	0.0967
2535.0	-28.39	48.53	20.14	0.1033
2567.5	-27.87	48.46	20.59	0.1145

LTE Band 7 Radiated Power EIRP for BW 5MHz / 16QAM				
Horizontal Polarization				
Frequency (MHz)	**LVL (dBm)**	**Correction Factor (dB)**	**EIRP (dBm)**	**EIRP (W)**
2502.5	-28.30	47.73	19.43	0.0876
2535.0	-27.95	47.55	19.60	0.0912
2567.5	-28.38	47.44	19.06	0.0806
Vertical Polarization				
Frequency (MHz)	**LVL (dBm)**	**Correction Factor (dB)**	**EIRP (dBm)**	**EIRP (W)**
2502.5	-30.64	47.53	16.89	0.0489
2535.0	-31.51	48.53	17.02	0.0504
2567.5	-31.52	48.46	16.94	0.0494

LTE Band 7 Radiated Power EIRP for BW 10MHz / QPSK				
Horizontal Polarization				
Frequency (MHz)	**LVL (dBm)**	**Correction Factor (dB)**	**EIRP (dBm)**	**EIRP (W)**
2505.0	-30.74	47.67	16.93	0.0493
2535.0	-31.21	47.55	16.34	0.0431
2565.0	-31.63	47.54	15.91	0.0390
Vertical Polarization				
Frequency (MHz)	**LVL (dBm)**	**Correction Factor (dB)**	**EIRP (dBm)**	**EIRP (W)**
2505.0	-31.43	47.59	16.16	0.0413
2535.0	-33.03	48.53	15.50	0.0355
2565.0	-32.59	47.91	15.32	0.0341

LTE Band 7 Radiated Power EIRP for BW 10MHz / 16QAM				
Horizontal Polarization				
Frequency (MHz)	**LVL (dBm)**	**Correction Factor (dB)**	**EIRP (dBm)**	**EIRP (W)**
2505.0	-30.08	47.67	17.59	0.0573
2535.0	-30.89	47.55	16.66	0.0463
2565.0	-31.91	47.54	15.63	0.0365
Vertical Polarization				
Frequency (MHz)	**LVL (dBm)**	**Correction Factor (dB)**	**EIRP (dBm)**	**EIRP (W)**
2505.0	-31.53	47.59	16.06	0.0404
2535.0	-34.27	48.53	14.26	0.0267
2565.0	-33.82	47.91	14.09	0.0257

LTE Band 7 Radiated Power EIRP for BW 15MHz / QPSK				
Horizontal Polarization				
Frequency (MHz)	**LVL (dBm)**	**Correction Factor (dB)**	**EIRP (dBm)**	**EIRP (W)**
2507.5	-24.20	47.07	22.87	0.1934
2535.0	-24.42	47.55	23.13	0.2056
2562.5	-25.59	48.17	22.58	0.1810
Vertical Polarization				
Frequency (MHz)	**LVL (dBm)**	**Correction Factor (dB)**	**EIRP (dBm)**	**EIRP (W)**
2507.5	-28.04	47.80	19.76	0.0947
2535.0	-28.26	48.53	20.27	0.1064
2562.5	-27.16	47.83	20.67	0.1165

LTE Band 7 Radiated Power EIRP for BW 15MHz / 16QAM				
Horizontal Polarization				
Frequency (MHz)	**LVL (dBm)**	**Correction Factor (dB)**	**EIRP (dBm)**	**EIRP (W)**
2507.5	-26.89	47.07	20.18	0.1041
2535.0	-27.61	47.55	19.94	0.0986
2562.5	-28.42	48.17	19.75	0.0943
Vertical Polarization				
Frequency (MHz)	**LVL (dBm)**	**Correction Factor (dB)**	**EIRP (dBm)**	**EIRP (W)**
2507.5	-29.91	47.80	17.89	0.0616
2535.0	-29.89	48.53	18.64	0.0731
2562.5	-29.35	47.83	18.48	0.0704

LTE Band 7 Radiated Power EIRP for BW 20MHz / QPSK				
Horizontal Polarization				
Frequency (MHz)	**LVL (dBm)**	**Correction Factor (dB)**	**EIRP (dBm)**	**EIRP (W)**
2510.0	-27.88	47.08	19.20	0.0832
2535.0	-27.60	47.55	19.95	0.0989
2560.0	-28.11	48.38	20.27	0.1063
Vertical Polarization				
Frequency (MHz)	**LVL (dBm)**	**Correction Factor (dB)**	**EIRP (dBm)**	**EIRP (W)**
2510.0	-27.72	47.92	20.20	0.1047
2535.0	-28.14	48.53	20.39	0.1094
2560.0	-28.96	47.22	18.26	0.0670

LTE Band 7 Radiated Power EIRP for BW 20MHz / 16QAM				
Horizontal Polarization				
Frequency (MHz)	**LVL (dBm)**	**Correction Factor (dB)**	**EIRP (dBm)**	**EIRP (W)**
2510.0	-24.31	47.08	22.77	0.1893
2535.0	-26.33	47.55	21.22	0.1324
2560.0	-25.67	48.38	22.71	0.1865
Vertical Polarization				
Frequency (MHz)	**LVL (dBm)**	**Correction Factor (dB)**	**EIRP (dBm)**	**EIRP (W)**
2510.0	-29.16	47.92	18.76	0.0751
2535.0	-29.36	48.53	19.17	0.0826
2560.0	-28.67	47.22	18.55	0.0716

LTE Band 17 Radiated Power ERP for BW 5MHz / QPSK				
Horizontal Polarization				
Frequency (MHz)	**LVL (dBm)**	**Correction Factor (dB)**	**ERP (dBm)**	**ERP (W)**
706.50	-5.88	29.74	21.71	0.1483
710.00	-5.72	29.83	21.96	0.1570
713.50	-5.78	30.01	22.08	0.1614
Vertical Polarization				
Frequency (MHz)	**LVL (dBm)**	**Correction Factor (dB)**	**ERP (dBm)**	**ERP (W)**
706.50	-12.94	34.95	19.86	0.0968
710.00	-13.03	35.3	20.12	0.1028
713.50	-13.13	35.58	20.30	0.1072

LTE Band 17 Radiated Power ERP for BW 5MHz / 16QAM				
Horizontal Polarization				
Frequency (MHz)	**LVL (dBm)**	**Correction Factor (dB)**	**ERP (dBm)**	**ERP (W)**
706.50	-7.97	29.74	19.62	0.0916
710.00	-7.66	29.83	20.02	0.1005
713.50	-7.50	30.01	20.36	0.1086
Vertical Polarization				
Frequency (MHz)	**LVL (dBm)**	**Correction Factor (dB)**	**ERP (dBm)**	**ERP (W)**
706.50	-13.88	34.95	18.92	0.0780
710.00	-13.38	35.3	19.77	0.0948
713.50	-13.45	35.58	19.98	0.0995

LTE Band 17 Radiated Power ERP for BW 10MHz / QPSK				
Horizontal Polarization				
Frequency (MHz)	LVL (dBm)	Correction Factor (dB)	ERP (dBm)	ERP (W)
709.00	-7.18	29.78	20.45	0.1109
710.00	-7.06	29.83	20.62	0.1153
711.00	-6.96	29.87	20.76	0.1191
Vertical Polarization				
Frequency (MHz)	LVL (dBm)	Correction Factor (dB)	ERP (dBm)	ERP (W)
709.00	-13.83	35.14	19.16	0.0824
710.00	-13.91	35.3	19.24	0.0839
711.00	-13.65	34.26	18.46	0.0701

LTE Band 17 Radiated Power ERP for BW 10MHz / 16QAM				
Horizontal Polarization				
Frequency (MHz)	LVL (dBm)	Correction Factor (dB)	ERP (dBm)	ERP (W)
709.00	-7.60	29.78	20.03	0.1007
710.00	-7.30	29.83	20.38	0.1091
711.00	-7.06	29.87	20.66	0.1164
Vertical Polarization				
Frequency (MHz)	LVL (dBm)	Correction Factor (dB)	ERP (dBm)	ERP (W)
709.00	-14.60	35.14	18.39	0.0690
710.00	-14.39	35.3	18.76	0.0752
711.00	-14.44	34.26	17.67	0.0585

Radiated Spurious Emission

Band :	LTE Band 4 for CH19957	**Temperature :**	23~25°C
Test Mode :	1.4MHz QPSK RB Size 1 Offset 0	**Relative Humidity :**	48~52%
Test Engineer :	Gavin Zhang	**Polarization :**	Horizontal
Remark :	Spurious emissions below 1GHz were found more than 20dB below limit line.		

Frequency (MHz)	EIRP (dBm)	Limit (dBm)	Over Limit (dB)	SPA Reading (dBm)	S.G. Power (dBm)	TX Cable loss (dB)	TX Antenna Gain (dBi)	Polarization (H/V)	Result
3420.32	-43.72	-13	-30.72	-70.35	-55.51	0.81	12.60	H	Pass
5130.48	-40.62	-13	-27.62	-70.14	-52.37	0.95	12.70	H	Pass
6840.64	-44.32	-13	-31.32	-74.72	-54.89	1.13	11.70	H	Pass

Band :	LTE Band 4 for CH19957	**Temperature :**	23~25°C
Test Mode :	1.4MHz QPSK RB Size 1 Offset 0	**Relative Humidity :**	48~52%
Test Engineer :	Gavin Zhang	**Polarization :**	Vertical
Remark :	Spurious emissions below 1GHz were found more than 20dB below limit line.		

Frequency (MHz)	EIRP (dBm)	Limit (dBm)	Over Limit (dB)	SPA Reading (dBm)	S.G. Power (dBm)	TX Cable loss (dB)	TX Antenna Gain (dBi)	Polarization (H/V)	Result
3420.32	-49.30	-13	-36.30	-71.58	-61.09	0.81	12.6	V	Pass
5130.48	-36.67	-13	-23.67	-67.48	-48.42	0.95	12.7	V	Pass
6840.64	-43.27	-13	-30.27	-75.08	-53.84	1.13	11.7	V	Pass

Band :	LTE Band 4 for CH20175	**Temperature :**	23~25°C
Test Mode :	1.4MHz QPSK RB Size 1 Offset 0	**Relative Humidity :**	48~52%
Test Engineer :	Gavin Zhang	**Polarization :**	Horizontal
Remark :	Spurious emissions below 1GHz were found more than 20dB below limit line.		

Frequency (MHz)	EIRP (dBm)	Limit (dBm)	Over Limit (dB)	SPA Reading (dBm)	S.G. Power (dBm)	TX Cable loss (dB)	TX Antenna Gain (dBi)	Polarization (H/V)	Result
3463.74	-45.01	-13	-32.01	-71.64	-56.80	0.81	12.60	H	Pass
5195.61	-40.65	-13	-27.65	-70.17	-52.40	0.95	12.70	H	Pass
6927.48	-44.38	-13	-31.38	-74.78	-54.95	1.13	11.70	H	Pass

Band :	LTE Band 4 for CH20175	**Temperature :**	23~25°C
Test Mode :	1.4MHz QPSK RB Size 1 Offset 0	**Relative Humidity :**	48~52%
Test Engineer :	Gavin Zhang	**Polarization :**	Vertical
Remark :	Spurious emissions below 1GHz were found more than 20dB below limit line.		

Frequency (MHz)	EIRP (dBm)	Limit (dBm)	Over Limit (dB)	SPA Reading (dBm)	S.G. Power (dBm)	TX Cable loss (dB)	TX Antenna Gain (dBi)	Polarization (H/V)	Result
3463.74	-49.44	-13	-36.44	-71.72	-61.23	0.81	12.6	V	Pass
5195.61	-48.05	-13	-35.05	-72.58	-59.80	0.95	12.7	V	Pass
6927.48	-42.88	-13	-29.88	-74.69	-53.45	1.13	11.7	V	Pass

Band :	LTE Band 4 for CH20393	**Temperature :**	23~25°C
Test Mode :	1.4MHz QPSK RB Size 1 Offset 0	**Relative Humidity :**	48~52%
Test Engineer :	Gavin Zhang	**Polarization :**	Horizontal
Remark :	Spurious emissions below 1GHz were found more than 20dB below limit line.		

Frequency (MHz)	EIRP (dBm)	Limit (dBm)	Over Limit (dB)	SPA Reading (dBm)	S.G. Power (dBm)	TX Cable loss (dB)	TX Antenna Gain (dBi)	Polarization (H/V)	Result
3507.52	-44.91	-13	-31.91	-71.54	-56.70	0.81	12.60	H	Pass
5261.28	-42.91	-13	-29.91	-72.43	-54.66	0.95	12.70	H	Pass
7015.04	-45.15	-13	-32.15	-75.55	-55.72	1.13	11.70	H	Pass

Band :	LTE Band 4 for CH20393	**Temperature :**	23~25°C
Test Mode :	1.4MHz QPSK RB Size 1 Offset 0	**Relative Humidity :**	48~52%
Test Engineer :	Gavin Zhang	**Polarization :**	Vertical
Remark :	Spurious emissions below 1GHz were found more than 20dB below limit line.		

Frequency (MHz)	EIRP (dBm)	Limit (dBm)	Over Limit (dB)	SPA Reading (dBm)	S.G. Power (dBm)	TX Cable loss (dB)	TX Antenna Gain (dBi)	Polarization (H/V)	Result
3507.52	-48.95	-13	-35.95	-71.23	-60.74	0.81	12.6	V	Pass
5261.28	-48.23	-13	-35.23	-72.76	-59.98	0.95	12.7	V	Pass
7015.04	-43.17	-13	-30.17	-74.98	-53.74	1.13	11.7	V	Pass

Band :	LTE Band 4 for CH19965	**Temperature :**	23~25°C
Test Mode :	3MHz QPSK RB Size 1 Offset 0	**Relative Humidity :**	48~52%
Test Engineer :	Gavin Zhang	**Polarization :**	Horizontal
Remark :	Spurious emissions below 1GHz were found more than 20dB below limit line.		

Frequency (MHz)	EIRP (dBm)	Limit (dBm)	Over Limit (dB)	SPA Reading (dBm)	S.G. Power (dBm)	TX Cable loss (dB)	TX Antenna Gain (dBi)	Polarization (H/V)	Result
3420.48	-44.31	-13	-31.31	-70.94	-56.10	0.81	12.60	H	Pass
5130.72	-38.18	-13	-25.18	-67.70	-49.93	0.95	12.70	H	Pass
6840.96	-44.59	-13	-31.59	-74.99	-55.16	1.13	11.70	H	Pass

Band :	LTE Band 4 for CH19965	**Temperature :**	23~25°C
Test Mode :	3MHz QPSK RB Size 1 Offset 0	**Relative Humidity :**	48~52%
Test Engineer :	Gavin Zhang	**Polarization :**	Vertical
Remark :	Spurious emissions below 1GHz were found more than 20dB below limit line.		

Frequency (MHz)	EIRP (dBm)	Limit (dBm)	Over Limit (dB)	SPA Reading (dBm)	S.G. Power (dBm)	TX Cable loss (dB)	TX Antenna Gain (dBi)	Polarization (H/V)	Result
3420.48	-49.29	-13	-36.29	-71.57	-61.08	0.81	12.6	V	Pass
5130.72	-36.13	-13	-23.13	-67.07	-47.88	0.95	12.7	V	Pass
6840.96	-42.63	-13	-29.63	-74.44	-53.20	1.13	11.7	V	Pass

Band :	LTE Band 4 for CH20175	**Temperature :**	23~25°C
Test Mode :	3MHz QPSK RB Size 1 Offset 0	**Relative Humidity :**	48~52%
Test Engineer :	Gavin Zhang	**Polarization :**	Horizontal
Remark :	Spurious emissions below 1GHz were found more than 20dB below limit line.		

Frequency (MHz)	EIRP (dBm)	Limit (dBm)	Over Limit (dB)	SPA Reading (dBm)	S.G. Power (dBm)	TX Cable loss (dB)	TX Antenna Gain (dBi)	Polarization (H/V)	Result
3462.3	-44.50	-13	-31.50	-71.13	-56.29	0.81	12.60	H	Pass
5193.45	-39.71	-13	-26.71	-69.23	-51.46	0.95	12.70	H	Pass
6924.6	-43.24	-13	-30.24	-73.64	-53.81	1.13	11.70	H	Pass

Band :	LTE Band 4 for CH20175	**Temperature :**	23~25°C
Test Mode :	3MHz QPSK RB Size 1 Offset 0	**Relative Humidity :**	48~52%
Test Engineer :	Gavin Zhang	**Polarization :**	Vertical
Remark :	Spurious emissions below 1GHz were found more than 20dB below limit line.		

Frequency (MHz)	EIRP (dBm)	Limit (dBm)	Over Limit (dB)	SPA Reading (dBm)	S.G. Power (dBm)	TX Cable loss (dB)	TX Antenna Gain (dBi)	Polarization (H/V)	Result
3462.3	-48.63	-13	-35.63	-70.91	-60.42	0.81	12.6	V	Pass
5193.45	-47.69	-13	-34.69	-72.22	-59.44	0.95	12.7	V	Pass
6924.6	-43.23	-13	-30.23	-75.04	-53.80	1.13	11.7	V	Pass

Band :	LTE Band 4 for CH20385	**Temperature :**	23~25°C
Test Mode :	3MHz QPSK RB Size 1 Offset 0	**Relative Humidity :**	48~52%
Test Engineer :	Gavin Zhang	**Polarization :**	Horizontal
Remark :	Spurious emissions below 1GHz were found more than 20dB below limit line.		

Frequency (MHz)	EIRP (dBm)	Limit (dBm)	Over Limit (dB)	SPA Reading (dBm)	S.G. Power (dBm)	TX Cable loss (dB)	TX Antenna Gain (dBi)	Polarization (H/V)	Result
3504.48	-44.23	-13	-31.23	-70.86	-56.02	0.81	12.60	H	Pass
5256.72	-43.58	-13	-30.58	-73.10	-55.33	0.95	12.70	H	Pass
7008.96	-44.60	-13	-31.60	-75.00	-55.17	1.13	11.70	H	Pass

Band :	LTE Band 4 for CH20385	**Temperature :**	23~25°C
Test Mode :	3MHz QPSK RB Size 1 Offset 0	**Relative Humidity :**	48~52%
Test Engineer :	Gavin Zhang	**Polarization :**	Vertical
Remark :	Spurious emissions below 1GHz were found more than 20dB below limit line.		

Frequency (MHz)	EIRP (dBm)	Limit (dBm)	Over Limit (dB)	SPA Reading (dBm)	S.G. Power (dBm)	TX Cable loss (dB)	TX Antenna Gain (dBi)	Polarization (H/V)	Result
3504.48	-49.10	-13	-36.10	-71.38	-60.89	0.81	12.6	V	Pass
5256.72	-47.54	-13	-34.54	-72.07	-59.29	0.95	12.7	V	Pass
7008.96	-43.83	-13	-30.83	-75.64	-54.40	1.13	11.7	V	Pass

Band :	LTE Band 4 for CH19975	**Temperature :**	23~25°C
Test Mode :	5MHz QPSK RB Size 1 Offset 0	**Relative Humidity :**	48~52%
Test Engineer :	Gavin Zhang	**Polarization :**	Horizontal
Remark :	Spurious emissions below 1GHz were found more than 20dB below limit line.		

Frequency (MHz)	EIRP (dBm)	Limit (dBm)	Over Limit (dB)	SPA Reading (dBm)	S.G. Power (dBm)	TX Cable loss (dB)	TX Antenna Gain (dBi)	Polarization (H/V)	Result
3420.68	-44.26	-13	-31.26	-70.89	-56.05	0.81	12.60	H	Pass
5131.02	-40.33	-13	-27.33	-69.85	-52.08	0.95	12.70	H	Pass
6841.36	-43.80	-13	-30.80	-74.20	-54.37	1.13	11.70	H	Pass

Band :	LTE Band 4 for CH19975	**Temperature :**	23~25°C
Test Mode :	5MHz QPSK RB Size 1 Offset 0	**Relative Humidity :**	48~52%
Test Engineer :	Gavin Zhang	**Polarization :**	Vertical
Remark :	Spurious emissions below 1GHz were found more than 20dB below limit line.		

Frequency (MHz)	EIRP (dBm)	Limit (dBm)	Over Limit (dB)	SPA Reading (dBm)	S.G. Power (dBm)	TX Cable loss (dB)	TX Antenna Gain (dBi)	Polarization (H/V)	Result
3420.68	-49.13	-13	-36.13	-71.41	-60.92	0.81	12.6	V	Pass
5131.02	-48.26	-13	-35.26	-72.79	-60.01	0.95	12.7	V	Pass
6841.36	-42.91	-13	-29.91	-74.72	-53.48	1.13	11.7	V	Pass

Band :	LTE Band 4 for CH20175	**Temperature :**	23~25°C
Test Mode :	5MHz QPSK RB Size 1 Offset 0	**Relative Humidity :**	48~52%
Test Engineer :	Gavin Zhang	**Polarization :**	Horizontal
Remark :	Spurious emissions below 1GHz were found more than 20dB below limit line.		

Frequency (MHz)	EIRP (dBm)	Limit (dBm)	Over Limit (dB)	SPA Reading (dBm)	S.G. Power (dBm)	TX Cable loss (dB)	TX Antenna Gain (dBi)	Polarization (H/V)	Result
3462.3	-44.11	-13	-31.11	-70.74	-55.90	0.81	12.60	H	Pass
5193.45	-35.45	-13	-22.45	-66.06	-47.20	0.95	12.70	H	Pass
6924.6	-44.46	-13	-31.46	-74.86	-55.03	1.13	11.70	H	Pass

Band :	LTE Band 4 for CH20175	**Temperature :**	23~25°C
Test Mode :	5MHz QPSK RB Size 1 Offset 0	**Relative Humidity :**	48~52%
Test Engineer :	Gavin Zhang	**Polarization :**	Vertical
Remark :	Spurious emissions below 1GHz were found more than 20dB below limit line.		

Frequency (MHz)	EIRP (dBm)	Limit (dBm)	Over Limit (dB)	SPA Reading (dBm)	S.G. Power (dBm)	TX Cable loss (dB)	TX Antenna Gain (dBi)	Polarization (H/V)	Result
3462.3	-49.07	-13	-36.07	-71.35	-60.86	0.81	12.6	V	Pass
5193.45	-39.28	-13	-26.28	-68.7	-51.03	0.95	12.7	V	Pass
6924.6	-42.15	-13	-29.15	-73.96	-52.72	1.13	11.7	V	Pass

Band :	LTE Band 4 for CH20375	**Temperature :**	23~25°C
Test Mode :	5MHz QPSK RB Size 1 Offset 0	**Relative Humidity :**	48~52%
Test Engineer :	Gavin Zhang	**Polarization :**	Horizontal
Remark :	Spurious emissions below 1GHz were found more than 20dB below limit line.		

Frequency (MHz)	EIRP (dBm)	Limit (dBm)	Over Limit (dB)	SPA Reading (dBm)	S.G. Power (dBm)	TX Cable loss (dB)	TX Antenna Gain (dBi)	Polarization (H/V)	Result
3500.68	-43.85	-13	-30.85	-70.48	-55.64	0.81	12.60	H	Pass
5251.02	-39.43	-13	-26.43	-68.95	-51.18	0.95	12.70	H	Pass
7001.36	-41.55	-13	-28.55	-71.95	-52.12	1.13	11.70	H	Pass

Band :	LTE Band 4 for CH20375	**Temperature :**	23~25°C
Test Mode :	5MHz QPSK RB Size 1 Offset 0	**Relative Humidity :**	48~52%
Test Engineer :	Gavin Zhang	**Polarization :**	Vertical
Remark :	Spurious emissions below 1GHz were found more than 20dB below limit line.		

Frequency (MHz)	EIRP (dBm)	Limit (dBm)	Over Limit (dB)	SPA Reading (dBm)	S.G. Power (dBm)	TX Cable loss (dB)	TX Antenna Gain (dBi)	Polarization (H/V)	Result
3500.68	-48.99	-13	-35.99	-71.27	-60.78	0.81	12.6	V	Pass
5251.02	-47.22	-13	-34.22	-71.75	-58.97	0.95	12.7	V	Pass
7001.36	-41.84	-13	-28.84	-73.65	-52.41	1.13	11.7	V	Pass

Band :	LTE Band 4 for CH20000	**Temperature :**	23~25°C
Test Mode :	10MHz QPSK RB Size 1 Offset 0	**Relative Humidity :**	48~52%
Test Engineer :	Gavin Zhang	**Polarization :**	Horizontal
Remark :	Spurious emissions below 1GHz were found more than 20dB below limit line.		

Frequency (MHz)	EIRP (dBm)	Limit (dBm)	Over Limit (dB)	SPA Reading (dBm)	S.G. Power (dBm)	TX Cable loss (dB)	TX Antenna Gain (dBi)	Polarization (H/V)	Result
3421.18	-41.07	-13	-28.07	-67.70	-52.86	0.81	12.60	H	Pass
5131.77	-29.40	-13	-16.40	-62.46	-41.15	0.95	12.70	H	Pass
6842.36	-42.29	-13	-29.29	-72.69	-52.86	1.13	11.70	H	Pass

Band :	LTE Band 4 for CH20000	**Temperature :**	23~25°C
Test Mode :	10MHz QPSK RB Size 1 Offset 0	**Relative Humidity :**	48~52%
Test Engineer :	Gavin Zhang	**Polarization :**	Vertical
Remark :	Spurious emissions below 1GHz were found more than 20dB below limit line.		

Frequency (MHz)	EIRP (dBm)	Limit (dBm)	Over Limit (dB)	SPA Reading (dBm)	S.G. Power (dBm)	TX Cable loss (dB)	TX Antenna Gain (dBi)	Polarization (H/V)	Result
3421.18	-45.94	-13	-32.94	-68.65	-57.73	0.81	12.6	V	Pass
5131.77	-40.89	-13	-27.89	-69.75	-52.64	0.95	12.7	V	Pass
6842.36	-39.34	-13	-26.34	-71.67	-49.91	1.13	11.7	V	Pass

Band :	LTE Band 4 for CH20175	**Temperature :**	23~25°C
Test Mode :	10MHz QPSK RB Size 1 Offset 0	**Relative Humidity :**	48~52%
Test Engineer :	Gavin Zhang	**Polarization :**	Horizontal
Remark :	Spurious emissions below 1GHz were found more than 20dB below limit line.		

Frequency (MHz)	EIRP (dBm)	Limit (dBm)	Over Limit (dB)	SPA Reading (dBm)	S.G. Power (dBm)	TX Cable loss (dB)	TX Antenna Gain (dBi)	Polarization (H/V)	Result
3456.18	-42.34	-13	-29.34	-68.97	-54.13	0.81	12.60	H	Pass
5184.27	-39.42	-13	-26.42	-68.94	-51.17	0.95	12.70	H	Pass
6912.36	-43.42	-13	-30.42	-73.82	-53.99	1.13	11.70	H	Pass

Band :	LTE Band 4 for CH20175	**Temperature :**	23~25°C
Test Mode :	10MHz QPSK RB Size 1 Offset 0	**Relative Humidity :**	48~52%
Test Engineer :	Gavin Zhang	**Polarization :**	Vertical
Remark :	Spurious emissions below 1GHz were found more than 20dB below limit line.		

Frequency (MHz)	EIRP (dBm)	Limit (dBm)	Over Limit (dB)	SPA Reading (dBm)	S.G. Power (dBm)	TX Cable loss (dB)	TX Antenna Gain (dBi)	Polarization (H/V)	Result
3456.18	-47.42	-13	-34.42	-69.7	-59.21	0.81	12.6	V	Pass
5184.27	-43.00	-13	-30.00	-69.74	-54.75	0.95	12.7	V	Pass
6912.36	-42.27	-13	-29.27	-74.08	-52.84	1.13	11.7	V	Pass

Band :	LTE Band 4 for CH20350	**Temperature :**	23~25°C
Test Mode :	10MHz QPSK RB Size 1 Offset 0	**Relative Humidity :**	48~52%
Test Engineer :	Gavin Zhang	**Polarization :**	Horizontal
Remark :	Spurious emissions below 1GHz were found more than 20dB below limit line.		

Frequency (MHz)	EIRP (dBm)	Limit (dBm)	Over Limit (dB)	SPA Reading (dBm)	S.G. Power (dBm)	TX Cable loss (dB)	TX Antenna Gain (dBi)	Polarization (H/V)	Result
3491.18	-42.78	-13	-29.78	-69.41	-54.57	0.81	12.60	H	Pass
5236.77	-38.29	-13	-25.29	-67.81	-50.04	0.95	12.70	H	Pass
6982.36	-44.44	-13	-31.44	-74.84	-55.01	1.13	11.70	H	Pass

Band :	LTE Band 4 for CH20350	**Temperature :**	23~25°C
Test Mode :	10MHz QPSK RB Size 1 Offset 0	**Relative Humidity :**	48~52%
Test Engineer :	Gavin Zhang	**Polarization :**	Vertical
Remark :	Spurious emissions below 1GHz were found more than 20dB below limit line.		

Frequency (MHz)	EIRP (dBm)	Limit (dBm)	Over Limit (dB)	SPA Reading (dBm)	S.G. Power (dBm)	TX Cable loss (dB)	TX Antenna Gain (dBi)	Polarization (H/V)	Result
3491.18	-47.37	-13	-34.37	-69.65	-59.16	0.81	12.6	V	Pass
5236.77	-47.50	-13	-34.50	-72.03	-59.25	0.95	12.7	V	Pass
6982.36	-41.86	-13	-28.86	-73.67	-52.43	1.13	11.7	V	Pass

Band :	LTE Band 4 for CH20025	**Temperature :**	23~25°C
Test Mode :	15MHz QPSK RB Size 1 Offset 0	**Relative Humidity :**	48~52%
Test Engineer :	Gavin Zhang	**Polarization :**	Horizontal
Remark :	Spurious emissions below 1GHz were found more than 20dB below limit line.		

Frequency (MHz)	EIRP (dBm)	Limit (dBm)	Over Limit (dB)	SPA Reading (dBm)	S.G. Power (dBm)	TX Cable loss (dB)	TX Antenna Gain (dBi)	Polarization (H/V)	Result
3421.68	-44.79	-13	-31.79	-71.42	-56.58	0.81	12.60	H	Pass
5132.52	-41.46	-13	-28.46	-70.98	-53.21	0.95	12.70	H	Pass
6843.36	-44.66	-13	-31.66	-75.06	-55.23	1.13	11.70	H	Pass

Band :	LTE Band 4 for CH20025	**Temperature :**	23~25°C
Test Mode :	15MHz QPSK RB Size 1 Offset 0	**Relative Humidity :**	48~52%
Test Engineer :	Gavin Zhang	**Polarization :**	Vertical
Remark :	Spurious emissions below 1GHz were found more than 20dB below limit line.		

Frequency (MHz)	EIRP (dBm)	Limit (dBm)	Over Limit (dB)	SPA Reading (dBm)	S.G. Power (dBm)	TX Cable loss (dB)	TX Antenna Gain (dBi)	Polarization (H/V)	Result
3421.68	-48.96	-13	-35.96	-71.24	-60.75	0.81	12.6	V	Pass
5132.52	-39.50	-13	-26.50	-68.76	-51.25	0.95	12.7	V	Pass
6843.36	-42.85	-13	-29.85	-74.66	-53.42	1.13	11.7	V	Pass

Band :	LTE Band 4 for CH20175	**Temperature :**	23~25°C
Test Mode :	15MHz QPSK RB Size 1 Offset 0	**Relative Humidity :**	48~52%
Test Engineer :	Gavin Zhang	**Polarization :**	Horizontal
Remark :	Spurious emissions below 1GHz were found more than 20dB below limit line.		

Frequency (MHz)	EIRP (dBm)	Limit (dBm)	Over Limit (dB)	SPA Reading (dBm)	S.G. Power (dBm)	TX Cable loss (dB)	TX Antenna Gain (dBi)	Polarization (H/V)	Result
3451.68	-43.56	-13	-30.56	-70.19	-55.35	0.81	12.60	H	Pass
5177.52	-35.69	-13	-22.69	-66.26	-47.44	0.95	12.70	H	Pass
6903.36	-43.55	-13	-30.55	-73.95	-54.12	1.13	11.70	H	Pass

Band :	LTE Band 4 for CH20175	**Temperature :**	23~25°C
Test Mode :	15MHz QPSK RB Size 1 Offset 0	**Relative Humidity :**	48~52%
Test Engineer :	Gavin Zhang	**Polarization :**	Vertical
Remark :	Spurious emissions below 1GHz were found more than 20dB below limit line.		

Frequency (MHz)	EIRP (dBm)	Limit (dBm)	Over Limit (dB)	SPA Reading (dBm)	S.G. Power (dBm)	TX Cable loss (dB)	TX Antenna Gain (dBi)	Polarization (H/V)	Result
3451.68	-48.94	-13	-35.94	-71.22	-60.73	0.81	12.6	V	Pass
5177.52	-39.42	-13	-26.42	-68.74	-51.17	0.95	12.7	V	Pass
6903.36	-40.72	-13	-27.72	-72.53	-51.29	1.13	11.7	V	Pass

Band :	LTE Band 4 for CH20325	**Temperature :**	23~25°C
Test Mode :	15MHz QPSK RB Size 1 Offset 0	**Relative Humidity :**	48~52%
Test Engineer :	Gavin Zhang	**Polarization :**	Horizontal
Remark :	Spurious emissions below 1GHz were found more than 20dB below limit line.		

Frequency (MHz)	EIRP (dBm)	Limit (dBm)	Over Limit (dB)	SPA Reading (dBm)	S.G. Power (dBm)	TX Cable loss (dB)	TX Antenna Gain (dBi)	Polarization (H/V)	Result
3481.68	-41.41	-13	-28.41	-68.04	-53.20	0.81	12.60	H	Pass
5222.52	-33.28	-13	-20.28	-64.90	-45.03	0.95	12.70	H	Pass
6963.36	-43.85	-13	-30.85	-74.25	-54.42	1.13	11.70	H	Pass

Band :	LTE Band 4 for CH20325	**Temperature :**	23~25°C
Test Mode :	15MHz QPSK RB Size 1 Offset 0	**Relative Humidity :**	48~52%
Test Engineer :	Gavin Zhang	**Polarization :**	Vertical
Remark :	Spurious emissions below 1GHz were found more than 20dB below limit line.		

Frequency (MHz)	EIRP (dBm)	Limit (dBm)	Over Limit (dB)	SPA Reading (dBm)	S.G. Power (dBm)	TX Cable loss (dB)	TX Antenna Gain (dBi)	Polarization (H/V)	Result
3481.68	-49.27	-13	-36.27	-71.55	-61.06	0.81	12.6	V	Pass
5222.52	-36.96	-13	-23.96	-67.7	-48.71	0.95	12.7	V	Pass
6963.36	-41.56	-13	-28.56	-73.37	-52.13	1.13	11.7	V	Pass

Band :	LTE Band 4 for CH20050	**Temperature :**	23~25°C
Test Mode :	20MHz QPSK RB Size 1 Offset 0	**Relative Humidity :**	48~52%
Test Engineer :	Gavin Zhang	**Polarization :**	Horizontal
Remark :	Spurious emissions below 1GHz were found more than 20dB below limit line.		

Frequency (MHz)	EIRP (dBm)	Limit (dBm)	Over Limit (dB)	SPA Reading (dBm)	S.G. Power (dBm)	TX Cable loss (dB)	TX Antenna Gain (dBi)	Polarization (H/V)	Result
3422	-45.52	-13	-32.52	-72.15	-57.31	0.81	12.60	H	Pass
5133	-43.68	-13	-30.68	-73.20	-55.43	0.95	12.70	H	Pass
6844	-45.08	-13	-32.08	-75.48	-55.65	1.13	11.70	H	Pass

Band :	LTE Band 4 for CH20050	**Temperature :**	23~25°C
Test Mode :	20MHz QPSK RB Size 1 Offset 0	**Relative Humidity :**	48~52%
Test Engineer :	Gavin Zhang	**Polarization :**	Vertical
Remark :	Spurious emissions below 1GHz were found more than 20dB below limit line.		

Frequency (MHz)	EIRP (dBm)	Limit (dBm)	Over Limit (dB)	SPA Reading (dBm)	S.G. Power (dBm)	TX Cable loss (dB)	TX Antenna Gain (dBi)	Polarization (H/V)	Result
3422	-49.33	-13	-36.33	-71.61	-61.12	0.81	12.6	V	Pass
5133	-49.43	-13	-36.43	-73.96	-61.18	0.95	12.7	V	Pass
6844	-44.30	-13	-31.30	-76.11	-54.87	1.13	11.7	V	Pass

Band :	LTE Band 4 for CH20175	**Temperature :**	23~25°C
Test Mode :	20MHz QPSK RB Size 1 Offset 0	**Relative Humidity :**	48~52%
Test Engineer :	Gavin Zhang	**Polarization :**	Horizontal
Remark :	Spurious emissions below 1GHz were found more than 20dB below limit line.		

Frequency (MHz)	EIRP (dBm)	Limit (dBm)	Over Limit (dB)	SPA Reading (dBm)	S.G. Power (dBm)	TX Cable loss (dB)	TX Antenna Gain (dBi)	Polarization (H/V)	Result
3447.18	-44.86	-13	-31.86	-71.49	-56.65	0.81	12.60	H	Pass
5170.77	-37.35	-13	-24.35	-67.39	-49.10	0.95	12.70	H	Pass
6894.36	-44.29	-13	-31.29	-74.69	-54.86	1.13	11.70	H	Pass

Band :	LTE Band 4 for CH20175	**Temperature :**	23~25°C
Test Mode :	20MHz QPSK RB Size 1 Offset 0	**Relative Humidity :**	48~52%
Test Engineer :	Gavin Zhang	**Polarization :**	Vertical
Remark :	Spurious emissions below 1GHz were found more than 20dB below limit line.		

Frequency (MHz)	EIRP (dBm)	Limit (dBm)	Over Limit (dB)	SPA Reading (dBm)	S.G. Power (dBm)	TX Cable loss (dB)	TX Antenna Gain (dBi)	Polarization (H/V)	Result
3447.18	-48.97	-13	-35.97	-71.25	-60.76	0.81	12.6	V	Pass
5170.77	-40.69	-13	-27.69	-69.56	-52.44	0.95	12.7	V	Pass
6894.36	-42.72	-13	-29.72	-74.53	-53.29	1.13	11.7	V	Pass

Band :	LTE Band 4 for CH20300	**Temperature :**	23~25°C
Test Mode :	20MHz QPSK RB Size 1 Offset 0	**Relative Humidity :**	48~52%
Test Engineer :	Gavin Zhang	**Polarization :**	Horizontal
Remark :	Spurious emissions below 1GHz were found more than 20dB below limit line.		

Frequency (MHz)	EIRP (dBm)	Limit (dBm)	Over Limit (dB)	SPA Reading (dBm)	S.G. Power (dBm)	TX Cable loss (dB)	TX Antenna Gain (dBi)	Polarization (H/V)	Result
3472.18	-44.65	-13	-31.65	-71.28	-56.44	0.81	12.60	H	Pass
5208.27	-40.93	-13	-27.93	-70.45	-52.68	0.95	12.70	H	Pass
6944.36	-44.85	-13	-31.85	-75.25	-55.42	1.13	11.70	H	Pass

Band :	LTE Band 4 for CH20300	**Temperature :**	23~25°C
Test Mode :	20MHz QPSK RB Size 1 Offset 0	**Relative Humidity :**	48~52%
Test Engineer :	Gavin Zhang	**Polarization :**	Vertical
Remark :	Spurious emissions below 1GHz were found more than 20dB below limit line.		

Frequency (MHz)	EIRP (dBm)	Limit (dBm)	Over Limit (dB)	SPA Reading (dBm)	S.G. Power (dBm)	TX Cable loss (dB)	TX Antenna Gain (dBi)	Polarization (H/V)	Result
3472.18	-47.98	-13	-34.98	-70.26	-59.77	0.81	12.6	V	Pass
5208.27	-40.92	-13	-27.92	-69.78	-52.67	0.95	12.7	V	Pass
6944.36	-43.54	-13	-30.54	-75.35	-54.11	1.13	11.7	V	Pass

Band :	LTE Band 7 for CH20775	**Temperature :**	23~25°C
Test Mode :	5MHz QPSK RB Size 1 Offset 0	**Relative Humidity :**	48~52%
Test Engineer :	Gavin Zhang	**Polarization :**	Horizontal
Remark :	Spurious emissions below 1GHz were found more than 20dB below limit line.		

Frequency (MHz)	EIRP (dBm)	Limit (dBm)	Over Limit (dB)	SPA Reading (dBm)	S.G. Power (dBm)	TX Cable loss (dB)	TX Antenna Gain (dBi)	Polarization (H/V)	Result
5000.68	-36.46	-25	-11.46	-70.43	-48.21	0.95	12.70	H	Pass
7501.02	-32.00	-25	-7.00	-69.35	-42.24	1.46	11.70	H	Pass
10001.36	-37.92	-25	-12.92	-76.39	-48.71	1.31	12.10	H	Pass

Band :	LTE Band 7 for CH20775	**Temperature :**	23~25°C
Test Mode :	5MHz QPSK RB Size 1 Offset 0	**Relative Humidity :**	48~52%
Test Engineer :	Gavin Zhang	**Polarization :**	Vertical
Remark :	Spurious emissions below 1GHz were found more than 20dB below limit line.		

Frequency (MHz)	EIRP (dBm)	Limit (dBm)	Over Limit (dB)	SPA Reading (dBm)	S.G. Power (dBm)	TX Cable loss (dB)	TX Antenna Gain (dBi)	Polarization (H/V)	Result
5000.68	-36.91	-25	-11.91	-71.17	-48.66	0.95	12.70	V	Pass
7501.02	-35.41	-25	-10.41	-72.29	-45.65	1.46	11.70	V	Pass
10001.36	-39.46	-25	-14.46	-76.36	-50.25	1.31	12.10	V	Pass

Band :	LTE Band 7 for CH21100	**Temperature :**	23~25°C
Test Mode :	5MHz QPSK RB Size 1 Offset 0	**Relative Humidity :**	48~52%
Test Engineer :	Gavin Zhang	**Polarization :**	Horizontal
Remark :	Spurious emissions below 1GHz were found more than 20dB below limit line.		

Frequency (MHz)	EIRP (dBm)	Limit (dBm)	Over Limit (dB)	SPA Reading (dBm)	S.G. Power (dBm)	TX Cable loss (dB)	TX Antenna Gain (dBi)	Polarization (H/V)	Result
5065.68	-36.60	-25.00	-11.60	-70.51	-48.35	0.95	12.70	H	Pass
7598.52	-31.94	-25.00	-6.94	-69.29	-42.18	1.46	11.70	H	Pass
10131.36	-37.28	-25.00	-12.28	-75.75	-48.07	1.31	12.10	H	Pass

Band :	LTE Band 7 for CH21100	**Temperature :**	23~25°C
Test Mode :	5MHz QPSK RB Size 1 Offset 0	**Relative Humidity :**	48~52%
Test Engineer :	Gavin Zhang	**Polarization :**	Vertical
Remark :	Spurious emissions below 1GHz were found more than 20dB below limit line.		

Frequency (MHz)	EIRP (dBm)	Limit (dBm)	Over Limit (dB)	SPA Reading (dBm)	S.G. Power (dBm)	TX Cable loss (dB)	TX Antenna Gain (dBi)	Polarization (H/V)	Result
5065.68	-40.68	-25.00	-15.68	-71.82	-52.43	0.95	12.70	V	Pass
7598.52	-35.97	-25.00	-10.97	-72.85	-46.21	1.46	11.70	V	Pass
10131.36	-39.43	-25.00	-14.43	-76.33	-50.22	1.31	12.10	V	Pass

Band :	LTE Band 7 for CH21425	**Temperature :**	23~25°C
Test Mode :	5MHz QPSK RB Size 1 Offset 0	**Relative Humidity :**	48~52%
Test Engineer :	Gavin Zhang	**Polarization :**	Horizontal
Remark :	Spurious emissions below 1GHz were found more than 20dB below limit line.		

Frequency (MHz)	EIRP (dBm)	Limit (dBm)	Over Limit (dB)	SPA Reading (dBm)	S.G. Power (dBm)	TX Cable loss (dB)	TX Antenna Gain (dBi)	Polarization (H/V)	Result
5130.68	-35.20	-25	-10.20	-69.43	-46.95	0.95	12.70	H	Pass
7696.02	-32.82	-25	-7.82	-69.16	-42.66	1.46	11.30	H	Pass
10261.36	-37.43	-25	-12.43	-75.90	-48.22	1.31	12.10	H	Pass

Band :	LTE Band 7 for CH21425	**Temperature :**	23~25°C
Test Mode :	5MHz QPSK RB Size 1 Offset 0	**Relative Humidity :**	48~52%
Test Engineer :	Gavin Zhang	**Polarization :**	Vertical
Remark :	Spurious emissions below 1GHz were found more than 20dB below limit line.		

Frequency (MHz)	EIRP (dBm)	Limit (dBm)	Over Limit (dB)	SPA Reading (dBm)	S.G. Power (dBm)	TX Cable loss (dB)	TX Antenna Gain (dBi)	Polarization (H/V)	Result
5130.68	-34.65	-25	-9.65	-69.41	-46.40	0.95	12.70	V	Pass
7696.02	-36.95	-25	-11.95	-72.83	-46.79	1.46	11.30	V	Pass
10261.36	-40.45	-25	-15.45	-77.01	-51.24	1.31	12.10	V	Pass

Band :	LTE Band 7 for CH20800	**Temperature :**	23~25°C
Test Mode :	10MHz QPSK RB Size 1 Offset 0	**Relative Humidity :**	48~52%
Test Engineer :	Gavin Zhang	**Polarization :**	Horizontal
Remark :	Spurious emissions below 1GHz were found more than 20dB below limit line.		

Frequency (MHz)	EIRP (dBm)	Limit (dBm)	Over Limit (dB)	SPA Reading (dBm)	S.G. Power (dBm)	TX Cable loss (dB)	TX Antenna Gain (dBi)	Polarization (H/V)	Result
5001.18	-35.45	-25.00	-10.45	-69.66	-47.20	0.95	12.70	H	Pass
7501.77	-32.16	-25.00	-7.16	-69.43	-42.40	1.46	11.70	H	Pass
10002.36	-37.55	-25.00	-12.55	-76.02	-48.34	1.31	12.10	H	Pass

Band :	LTE Band 7 for CH20800	**Temperature :**	23~25°C
Test Mode :	10MHz QPSK RB Size 1 Offset 0	**Relative Humidity :**	48~52%
Test Engineer :	Gavin Zhang	**Polarization :**	Vertical
Remark :	Spurious emissions below 1GHz were found more than 20dB below limit line.		

Frequency (MHz)	EIRP (dBm)	Limit (dBm)	Over Limit (dB)	SPA Reading (dBm)	S.G. Power (dBm)	TX Cable loss (dB)	TX Antenna Gain (dBi)	Polarization (H/V)	Result
5001.18	-38.27	-25.00	-13.27	-71.67	-50.02	0.95	12.70	V	Pass
7501.77	-36.92	-25.00	-11.92	-73.80	-47.16	1.46	11.70	V	Pass
10002.36	-39.95	-25.00	-14.95	-76.85	-50.74	1.31	12.10	V	Pass

Band :	LTE Band 7 for CH21100	**Temperature :**	23~25°C
Test Mode :	10MHz QPSK RB Size 1 Offset 0	**Relative Humidity :**	48~52%
Test Engineer :	Gavin Zhang	**Polarization :**	Horizontal
Remark :	Spurious emissions below 1GHz were found more than 20dB below limit line.		

Frequency (MHz)	EIRP (dBm)	Limit (dBm)	Over Limit (dB)	SPA Reading (dBm)	S.G. Power (dBm)	TX Cable loss (dB)	TX Antenna Gain (dBi)	Polarization (H/V)	Result
5061.18	-34.08	-25.00	-9.08	-68.59	-45.83	0.95	12.70	H	Pass
7591.77	-27.51	-25.00	-2.51	-66.03	-37.75	1.46	11.70	H	Pass
10122.36	-37.48	-25.00	-12.48	-75.95	-48.27	1.31	12.10	H	Pass

Band :	LTE Band 7 for CH21100	**Temperature :**	23~25°C
Test Mode :	10MHz QPSK RB Size 1 Offset 0	**Relative Humidity :**	48~52%
Test Engineer :	Gavin Zhang	**Polarization :**	Vertical
Remark :	Spurious emissions below 1GHz were found more than 20dB below limit line.		

Frequency (MHz)	EIRP (dBm)	Limit (dBm)	Over Limit (dB)	SPA Reading (dBm)	S.G. Power (dBm)	TX Cable loss (dB)	TX Antenna Gain (dBi)	Polarization (H/V)	Result
5061.18	-38.44	-25.00	-13.44	-71.83	-50.19	0.95	12.70	V	Pass
7591.77	-35.05	-25.00	-10.05	-71.93	-45.29	1.46	11.70	V	Pass
10122.36	-39.80	-25.00	-14.80	-76.70	-50.59	1.31	12.10	V	Pass

Band :	LTE Band 7 for CH21400	**Temperature :**	23~25°C
Test Mode :	10MHz QPSK RB Size 1 Offset 0	**Relative Humidity :**	48~52%
Test Engineer :	Gavin Zhang	**Polarization :**	Horizontal
Remark :	Spurious emissions below 1GHz were found more than 20dB below limit line.		

Frequency (MHz)	EIRP (dBm)	Limit (dBm)	Over Limit (dB)	SPA Reading (dBm)	S.G. Power (dBm)	TX Cable loss (dB)	TX Antenna Gain (dBi)	Polarization (H/V)	Result
5138.60	-33.49	-25.00	-8.49	-67.95	-45.24	0.95	12.70	H	Pass
7707.90	-32.79	-25.00	-7.79	-69.12	-42.63	1.46	11.30	H	Pass
10277.20	-38.20	-25.00	-13.20	-76.67	-48.99	1.31	12.10	H	Pass

Band :	LTE Band 7 for CH21400	**Temperature :**	23~25°C
Test Mode :	10MHz QPSK RB Size 1 Offset 0	**Relative Humidity :**	48~52%
Test Engineer :	Gavin Zhang	**Polarization :**	Vertical
Remark :	Spurious emissions below 1GHz were found more than 20dB below limit line.		

Frequency (MHz)	EIRP (dBm)	Limit (dBm)	Over Limit (dB)	SPA Reading (dBm)	S.G. Power (dBm)	TX Cable loss (dB)	TX Antenna Gain (dBi)	Polarization (H/V)	Result
5138.60	-36.33	-25.00	-11.33	-70.49	-48.08	0.95	12.70	V	Pass
7707.90	-37.63	-25.00	-12.63	-73.51	-47.47	1.46	11.30	V	Pass
10277.20	-40.32	-25.00	-15.32	-76.88	-51.11	1.31	12.10	V	Pass

Band :	LTE Band 7 for CH20825	**Temperature :**	23~25°C
Test Mode :	15MHz QPSK RB Size 1 Offset 0	**Relative Humidity :**	48~52%
Test Engineer :	Gavin Zhang	**Polarization :**	Horizontal
Remark :	Spurious emissions below 1GHz were found more than 20dB below limit line.		

Frequency (MHz)	EIRP (dBm)	Limit (dBm)	Over Limit (dB)	SPA Reading (dBm)	S.G. Power (dBm)	TX Cable loss (dB)	TX Antenna Gain (dBi)	Polarization (H/V)	Result
5001.68	-35.17	-25	-10.17	-69.40	-46.92	0.95	12.70	H	Pass
7502.52	-28.85	-25	-3.85	-66.38	-38.69	1.46	11.30	H	Pass
10003.36	-37.30	-25	-12.30	-75.77	-48.09	1.31	12.10	H	Pass

Band :	LTE Band 7 for CH20825	**Temperature :**	23~25°C
Test Mode :	15MHz QPSK RB Size 1 Offset 0	**Relative Humidity :**	48~52%
Test Engineer :	Gavin Zhang	**Polarization :**	Vertical
Remark :	Spurious emissions below 1GHz were found more than 20dB below limit line.		

Frequency (MHz)	EIRP (dBm)	Limit (dBm)	Over Limit (dB)	SPA Reading (dBm)	S.G. Power (dBm)	TX Cable loss (dB)	TX Antenna Gain (dBi)	Polarization (H/V)	Result
5001.68	-36.75	-25	-11.75	-70.98	-48.50	0.95	12.70	V	Pass
7502.52	-36.01	-25	-11.01	-71.89	-45.85	1.46	11.30	V	Pass
10003.36	-39.80	-25	-14.80	-76.36	-50.59	1.31	12.10	V	Pass

Band :	LTE Band 7 for CH21100	**Temperature :**	23~25°C
Test Mode :	15MHz QPSK RB Size 1 Offset 0	**Relative Humidity :**	48~52%
Test Engineer :	Gavin Zhang	**Polarization :**	Horizontal
Remark :	Spurious emissions below 1GHz were found more than 20dB below limit line.		

Frequency (MHz)	EIRP (dBm)	Limit (dBm)	Over Limit (dB)	SPA Reading (dBm)	S.G. Power (dBm)	TX Cable loss (dB)	TX Antenna Gain (dBi)	Polarization (H/V)	Result
5056.68	-38.27	-25.00	-13.27	-71.23	-50.02	0.95	12.70	H	Pass
7585.02	-33.89	-25.00	-8.89	-70.77	-44.13	1.46	11.70	H	Pass
10131.36	-38.41	-25.00	-13.41	-76.88	-49.20	1.31	12.10	H	Pass

Band :	LTE Band 7 for CH21100	**Temperature :**	23~25°C
Test Mode :	15MHz QPSK RB Size 1 Offset 0	**Relative Humidity :**	48~52%
Test Engineer :	Gavin Zhang	**Polarization :**	Vertical
Remark :	Spurious emissions below 1GHz were found more than 20dB below limit line.		

Frequency (MHz)	EIRP (dBm)	Limit (dBm)	Over Limit (dB)	SPA Reading (dBm)	S.G. Power (dBm)	TX Cable loss (dB)	TX Antenna Gain (dBi)	Polarization (H/V)	Result
5056.68	-40.09	-25.00	-15.09	-73.16	-51.84	0.95	12.70	V	Pass
7585.02	-37.21	-25.00	-12.21	-74.09	-47.45	1.46	11.70	V	Pass
10131.36	-39.48	-25.00	-14.48	-76.38	-50.27	1.31	12.10	V	Pass

Band :	LTE Band 7 for CH21375	**Temperature :**	23~25°C
Test Mode :	15MHz QPSK RB Size 1 Offset 0	**Relative Humidity :**	48~52%
Test Engineer :	Gavin Zhang	**Polarization :**	Horizontal
Remark :	Spurious emissions below 1GHz were found more than 20dB below limit line.		

Frequency (MHz)	EIRP (dBm)	Limit (dBm)	Over Limit (dB)	SPA Reading (dBm)	S.G. Power (dBm)	TX Cable loss (dB)	TX Antenna Gain (dBi)	Polarization (H/V)	Result
5111.68	-36.79	-25	-11.79	-70.62	-48.54	0.95	12.70	H	Pass
7667.52	-33.26	-25	-8.26	-69.48	-43.10	1.46	11.30	H	Pass
10223.36	-38.19	-25	-13.19	-76.66	-48.98	1.31	12.10	H	Pass

Band :	LTE Band 7 for CH21375	**Temperature :**	23~25°C
Test Mode :	15MHz QPSK RB Size 1 Offset 0	**Relative Humidity :**	48~52%
Test Engineer :	Gavin Zhang	**Polarization :**	Vertical
Remark :	Spurious emissions below 1GHz were found more than 20dB below limit line.		

Frequency (MHz)	EIRP (dBm)	Limit (dBm)	Over Limit (dB)	SPA Reading (dBm)	S.G. Power (dBm)	TX Cable loss (dB)	TX Antenna Gain (dBi)	Polarization (H/V)	Result
5111.68	-38.25	-25	-13.25	-71.65	-50.00	0.95	12.70	V	Pass
7667.52	-35.75	-25	-10.75	-71.67	-45.59	1.46	11.30	V	Pass
10223.36	-40.54	-25	-15.54	-77.1	-51.33	1.31	12.10	V	Pass

Band :	LTE Band 7 for CH20850	**Temperature :**	23~25°C
Test Mode :	20MHz QPSK RB Size 1 Offset 0	**Relative Humidity :**	48~52%
Test Engineer :	Gavin Zhang	**Polarization :**	Horizontal
Remark :	Spurious emissions below 1GHz were found more than 20dB below limit line.		

Frequency (MHz)	EIRP (dBm)	Limit (dBm)	Over Limit (dB)	SPA Reading (dBm)	S.G. Power (dBm)	TX Cable loss (dB)	TX Antenna Gain (dBi)	Polarization (H/V)	Result
5002.18	-35.37	-25	-10.37	-69.58	-47.12	0.95	12.70	H	Pass
7503.27	-28.97	-25	-3.97	-67.09	-39.21	1.46	11.70	H	Pass
10004.36	-36.06	-25	-11.06	-74.53	-46.85	1.31	12.10	H	Pass

Band :	LTE Band 7 for CH20850	**Temperature :**	23~25°C
Test Mode :	20MHz QPSK RB Size 1 Offset 0	**Relative Humidity :**	48~52%
Test Engineer :	Gavin Zhang	**Polarization :**	Vertical
Remark :	Spurious emissions below 1GHz were found more than 20dB below limit line.		

Frequency (MHz)	EIRP (dBm)	Limit (dBm)	Over Limit (dB)	SPA Reading (dBm)	S.G. Power (dBm)	TX Cable loss (dB)	TX Antenna Gain (dBi)	Polarization (H/V)	Result
5002.18	-38.24	-25	-13.24	-71.64	-49.99	0.95	12.70	V	Pass
7503.27	-30.88	-25	-5.88	-68.82	-41.12	1.46	11.70	V	Pass
10004.36	-39.93	-25	-14.93	-76.83	-50.72	1.31	12.10	V	Pass

Band :	LTE Band 7 for CH21100	**Temperature :**	23~25°C
Test Mode :	20MHz QPSK RB Size 1 Offset 0	**Relative Humidity :**	48~52%
Test Engineer :	Gavin Zhang	**Polarization :**	Horizontal
Remark :	Spurious emissions below 1GHz were found more than 20dB below limit line.		

Frequency (MHz)	EIRP (dBm)	Limit (dBm)	Over Limit (dB)	SPA Reading (dBm)	S.G. Power (dBm)	TX Cable loss (dB)	TX Antenna Gain (dBi)	Polarization (H/V)	Result
5052.18	-38.41	-25.00	-13.41	-71.38	-50.16	0.95	12.70	H	Pass
7578.27	-32.20	-25.00	-7.20	-69.45	-42.44	1.46	11.70	H	Pass
10104.36	-36.78	-25.00	-11.78	-75.25	-47.57	1.31	12.10	H	Pass

Band :	LTE Band 7 for CH21100	**Temperature :**	23~25°C
Test Mode :	20MHz QPSK RB Size 1 Offset 0	**Relative Humidity :**	48~52%
Test Engineer :	Gavin Zhang	**Polarization :**	Vertical
Remark :	Spurious emissions below 1GHz were found more than 20dB below limit line.		

Frequency (MHz)	EIRP (dBm)	Limit (dBm)	Over Limit (dB)	SPA Reading (dBm)	S.G. Power (dBm)	TX Cable loss (dB)	TX Antenna Gain (dBi)	Polarization (H/V)	Result
5052.18	-39.22	-25.00	-14.22	-72.52	-50.97	0.95	12.70	V	Pass
7578.27	-35.88	-25.00	-10.88	-72.76	-46.12	1.46	11.70	V	Pass
10104.36	-39.68	-25.00	-14.68	-76.58	-50.47	1.31	12.10	V	Pass

Band :	LTE Band 7 for CH21350	**Temperature :**	23~25°C
Test Mode :	20MHz QPSK RB Size 1 Offset 0	**Relative Humidity :**	48~52%
Test Engineer :	Gavin Zhang	**Polarization :**	Horizontal
Remark :	Spurious emissions below 1GHz were found more than 20dB below limit line.		

Frequency (MHz)	EIRP (dBm)	Limit (dBm)	Over Limit (dB)	SPA Reading (dBm)	S.G. Power (dBm)	TX Cable loss (dB)	TX Antenna Gain (dBi)	Polarization (H/V)	Result
5102.18	-38.50	-25	-13.50	-71.47	-50.25	0.95	12.70	H	Pass
7653.27	-33.08	-25	-8.08	-69.39	-42.92	1.46	11.30	H	Pass
10204.36	-37.45	-25	-12.45	-75.92	-48.24	1.31	12.10	H	Pass

Band :	LTE Band 7 for CH21350	**Temperature :**	23~25°C
Test Mode :	20MHz QPSK RB Size 1 Offset 0	**Relative Humidity :**	48~52%
Test Engineer :	Gavin Zhang	**Polarization :**	Vertical
Remark :	Spurious emissions below 1GHz were found more than 20dB below limit line.		

Frequency (MHz)	EIRP (dBm)	Limit (dBm)	Over Limit (dB)	SPA Reading (dBm)	S.G. Power (dBm)	TX Cable loss (dB)	TX Antenna Gain (dBi)	Polarization (H/V)	Result
5102.18	-27.62	-25	-2.62	-72.6	-39.37	0.95	12.70	V	Pass
7653.27	-37.48	-25	-12.48	-73.36	-47.32	1.46	11.30	V	Pass
10204.36	-40.21	-25	-15.21	-76.77	-51.00	1.31	12.10	V	Pass

Band :	LTE Band 17 for CH23755	**Temperature :**	23~25°C
Test Mode :	5MHz QPSK RB Size 1 Offset 0	**Relative Humidity :**	48~52%
Test Engineer :	Gavin Zhang	**Polarization :**	Horizontal
Remark :	Spurious emissions below 1GHz were found more than 20dB below limit line.		

Frequency (MHz)	ERP (dBm)	Limit (dBm)	Over Limit (dB)	SPA Reading (dBm)	S.G. Power (dBm)	TX Cable loss (dB)	TX Antenna Gain (dBi)	Polarization (H/V)	Result
1408.68	-48.14	-13	-35.14	-63.50	-54.82	0.57	9.40	H	Pass
2113.02	-46.66	-13	-33.66	-68.34	-54.36	0.75	10.60	H	Pass
2817.36	-42.81	-13	-29.81	-69.48	-52.39	0.87	12.60	H	Pass

Band :	LTE Band 17 for CH23755	**Temperature :**	23~25°C
Test Mode :	5MHz QPSK RB Size 1 Offset 0	**Relative Humidity :**	48~52%
Test Engineer :	Gavin Zhang	**Polarization :**	Vertical
Remark :	Spurious emissions below 1GHz were found more than 20dB below limit line.		

Frequency (MHz)	ERP (dBm)	Limit (dBm)	Over Limit (dB)	SPA Reading (dBm)	S.G. Power (dBm)	TX Cable loss (dB)	TX Antenna Gain (dBi)	Polarization (H/V)	Result
1408.68	-47.63	-13	-34.63	-63.93	-54.31	0.57	9.40	V	Pass
2113.02	-43.75	-13	-30.75	-68.85	-51.45	0.75	10.60	V	Pass
2817.36	-40.07	-13	-27.07	-70.10	-49.65	0.87	12.60	V	Pass

Band :	LTE Band 17 for CH23790	**Temperature :**	23~25°C
Test Mode :	5MHz QPSK RB Size 1 Offset 0	**Relative Humidity :**	48~52%
Test Engineer :	Gavin Zhang	**Polarization :**	Horizontal
Remark :	Spurious emissions below 1GHz were found more than 20dB below limit line.		

Frequency (MHz)	ERP (dBm)	Limit (dBm)	Over Limit (dB)	SPA Reading (dBm)	S.G. Power (dBm)	TX Cable loss (dB)	TX Antenna Gain (dBi)	Polarization (H/V)	Result
1415.68	-49.29	-13	-36.29	-64.33	-55.97	0.57	9.40	H	Pass
2123.58	-46.36	-13	-33.36	-68.17	-54.06	0.75	10.60	H	Pass
2831.36	-44.29	-13	-31.29	-70.22	-53.87	0.87	12.60	H	Pass

Band :	LTE Band 17 for CH23790	**Temperature :**	23~25°C
Test Mode :	5MHz QPSK RB Size 1 Offset 0	**Relative Humidity :**	48~52%
Test Engineer :	Gavin Zhang	**Polarization :**	Vertical
Remark :	Spurious emissions below 1GHz were found more than 20dB below limit line.		

Frequency (MHz)	ERP (dBm)	Limit (dBm)	Over Limit (dB)	SPA Reading (dBm)	S.G. Power (dBm)	TX Cable loss (dB)	TX Antenna Gain (dBi)	Polarization (H/V)	Result
1415.68	-49.14	-13	-36.14	-65.26	-55.82	0.57	9.40	V	Pass
2123.58	-43.90	-13	-30.90	-69.00	-51.60	0.75	10.60	V	Pass
2831.36	-40.21	-13	-27.21	-70.23	-49.79	0.87	12.60	V	Pass

Band :	LTE Band 17 for CH23825	**Temperature :**	23~25°C
Test Mode :	5MHz QPSK RB Size 1 Offset 0	**Relative Humidity :**	48~52%
Test Engineer :	Gavin Zhang	**Polarization :**	Horizontal
Remark :	Spurious emissions below 1GHz were found more than 20dB below limit line.		

Frequency (MHz)	ERP (dBm)	Limit (dBm)	Over Limit (dB)	SPA Reading (dBm)	S.G. Power (dBm)	TX Cable loss (dB)	TX Antenna Gain (dBi)	Polarization (H/V)	Result
1422.68	-47.52	-13	-34.52	-63.13	-54.20	0.57	9.40	H	Pass
2134.02	-47.31	-13	-34.31	-68.81	-55.01	0.75	10.60	H	Pass
2845.36	-42.51	-13	-29.51	-69.34	-52.09	0.87	12.60	H	Pass

Band :	LTE Band 17 for CH23825	**Temperature :**	23~25°C
Test Mode :	5MHz QPSK RB Size 1 Offset 0	**Relative Humidity :**	48~52%
Test Engineer :	Gavin Zhang	**Polarization :**	Vertical
Remark :	Spurious emissions below 1GHz were found more than 20dB below limit line.		

Frequency (MHz)	ERP (dBm)	Limit (dBm)	Over Limit (dB)	SPA Reading (dBm)	S.G. Power (dBm)	TX Cable loss (dB)	TX Antenna Gain (dBi)	Polarization (H/V)	Result
1422.68	-47.37	-13	-34.37	-63.72	-54.05	0.57	9.40	V	Pass
2134.02	-45.73	-13	-32.73	-69.45	-53.43	0.75	10.60	V	Pass
2845.36	-40.13	-13	-27.13	-70.16	-49.71	0.87	12.60	V	Pass

Band :	LTE Band 17 for CH23780	**Temperature :**	23~25°C
Test Mode :	10MHz QPSK RB Size 1 Offset 0	**Relative Humidity :**	48~52%
Test Engineer :	Gavin Zhang	**Polarization :**	Horizontal
Remark :	Spurious emissions below 1GHz were found more than 20dB below limit line.		

Frequency (MHz)	ERP (dBm)	Limit (dBm)	Over Limit (dB)	SPA Reading (dBm)	S.G. Power (dBm)	TX Cable loss (dB)	TX Antenna Gain (dBi)	Polarization (H/V)	Result
1409.18	-48.13	-13	-35.13	-63.49	-54.81	0.57	9.40	H	Pass
2113.77	-47.73	-13	-34.73	-69.17	-55.43	0.75	10.60	H	Pass
2818.36	-42.51	-13	-29.51	-69.34	-52.09	0.87	12.60	H	Pass

Band :	LTE Band 17 for CH23780	**Temperature :**	23~25°C
Test Mode :	10MHz QPSK RB Size 1 Offset 0	**Relative Humidity :**	48~52%
Test Engineer :	Gavin Zhang	**Polarization :**	Vertical
Remark :	Spurious emissions below 1GHz were found more than 20dB below limit line.		

Frequency (MHz)	ERP (dBm)	Limit (dBm)	Over Limit (dB)	SPA Reading (dBm)	S.G. Power (dBm)	TX Cable loss (dB)	TX Antenna Gain (dBi)	Polarization (H/V)	Result
1409.18	-48.01	-13	-35.01	-64.23	-54.69	0.57	9.40	V	Pass
2113.77	-44.30	-13	-31.30	-69.14	-52.00	0.75	10.60	V	Pass
2818.36	-39.23	-13	-26.23	-69.77	-48.81	0.87	12.60	V	Pass

Band :	LTE Band 17 for CH23790	**Temperature :**	23~25°C
Test Mode :	10MHz QPSK RB Size 1 Offset 0	**Relative Humidity :**	48~52%
Test Engineer :	Gavin Zhang	**Polarization :**	Horizontal
Remark :	Spurious emissions below 1GHz were found more than 20dB below limit line.		

Frequency (MHz)	ERP (dBm)	Limit (dBm)	Over Limit (dB)	SPA Reading (dBm)	S.G. Power (dBm)	TX Cable loss (dB)	TX Antenna Gain (dBi)	Polarization (H/V)	Result
1411.18	-48.96	-13	-35.96	-64.07	-55.64	0.57	9.40	H	Pass
2116.77	-47.59	-13	-34.59	-69.05	-55.29	0.75	10.60	H	Pass
2822.36	-44.10	-13	-31.10	-70.02	-53.68	0.87	12.60	H	Pass

Band :	LTE Band 17 for CH23790	**Temperature :**	23~25°C
Test Mode :	10MHz QPSK RB Size 1 Offset 0	**Relative Humidity :**	48~52%
Test Engineer :	Gavin Zhang	**Polarization :**	Vertical
Remark :	Spurious emissions below 1GHz were found more than 20dB below limit line.		

Frequency (MHz)	ERP (dBm)	Limit (dBm)	Over Limit (dB)	SPA Reading (dBm)	S.G. Power (dBm)	TX Cable loss (dB)	TX Antenna Gain (dBi)	Polarization (H/V)	Result
1411.18	-48.33	-13	-35.33	-64.53	-55.01	0.57	9.40	V	Pass
2116.77	-45.50	-13	-32.50	-69.38	-53.20	0.75	10.60	V	Pass
2822.36	-39.59	-13	-26.59	-69.89	-49.17	0.87	12.60	V	Pass

Band :	LTE Band 17 for CH23800	**Temperature :**	23~25°C
Test Mode :	10MHz QPSK RB Size 1 Offset 0	**Relative Humidity :**	48~52%
Test Engineer :	Gavin Zhang	**Polarization :**	Horizontal
Remark :	Spurious emissions below 1GHz were found more than 20dB below limit line.		

Frequency (MHz)	ERP (dBm)	Limit (dBm)	Over Limit (dB)	SPA Reading (dBm)	S.G. Power (dBm)	TX Cable loss (dB)	TX Antenna Gain (dBi)	Polarization (H/V)	Result
1413.18	-49.96	-13	-36.96	-64.88	-56.64	0.57	9.40	H	Pass
2119.77	-48.75	-13	-35.75	-69.79	-56.45	0.75	10.60	H	Pass
2826.36	-44.17	-13	-31.17	-70.10	-53.75	0.87	12.60	H	Pass

Band :	LTE Band 17 for CH23800	**Temperature :**	23~25°C
Test Mode :	10MHz QPSK RB Size 1 Offset 0	**Relative Humidity :**	48~52%
Test Engineer :	Gavin Zhang	**Polarization :**	Vertical
Remark :	Spurious emissions below 1GHz were found more than 20dB below limit line.		

Frequency (MHz)	ERP (dBm)	Limit (dBm)	Over Limit (dB)	SPA Reading (dBm)	S.G. Power (dBm)	TX Cable loss (dB)	TX Antenna Gain (dBi)	Polarization (H/V)	Result
1413.18	-48.33	-13	-35.33	-64.54	-55.01	0.57	9.40	V	Pass
2119.77	-43.90	-13	-30.90	-69.00	-51.60	0.75	10.60	V	Pass
2826.36	-39.65	-13	-26.65	-69.91	-49.23	0.87	12.60	V	Pass