Annex D Plots of Maximum SAR Test Results

Test Laboratory: Shenzhen Morlab Communications Technology Co., Ltd. Date: 2024.05.21

GSM850_GPRS(2 TX slots)_Right Cheek_Ch189

Communication System: UID 0, GSM850(class 10) (0); Frequency: 836.4 MHz;Duty Cycle: 1:4.15
Medium: HSL_900 Medium parameters used: f = 836.4 MHz; σ = 0.958 S/m; ε_r = 41.843; ρ = 1000 kg/m^3
Ambient Temperature：23.2 ℃; Liquid Temperature：22.4 ℃

DASY5 Configuration:
- Probe: EX3DV4 - SN3823; ConvF(9.51, 9.51, 9.51) @ 836.4 MHz; Calibrated: 2023.09.14
- Sensor-Surface: 2mm (Mechanical Surface Detection)
- Electronics: DAE4 Sn480; Calibrated: 2023.09.19
- Phantom: Twin-SAM; Type: QD 000 P41 Ax; Serial: 2020
- Measurement SW: DASY52, Version 52.10 (4); SEMCAD X Version 14.6.14 (7483)

Ch189/Area Scan (71x81x1): Interpolated grid: dx=1.500 mm, dy=1.500 mm
Maximum value of SAR (interpolated) = 0.405 W/kg

Ch189/Zoom Scan (5x5x7)/Cube 0: Measurement grid: dx=8mm, dy=8mm, dz=5mm
Reference Value = 6.138 V/m; Power Drift = 0.12 dB
Peak SAR (extrapolated) = 0.440 W/kg
SAR(1 g) = 0.342 W/kg; SAR(10 g) = 0.260 W/kg
Smallest distance from peaks to all points 3 dB below = 22.5 mm
Ratio of SAR at M2 to SAR at M1 = 78.1%
Maximum value of SAR (measured) = 0.398 W/kg



0 dB = 0.398 W/kg

Test Laboratory: Shenzhen Morlab Communications Technology Co., Ltd. Date: 2024.05.23

GSM1900_GPRS(3 TX slots)_Right Cheek_Ch661

Communication System: UID 0, GSM1900(class 11) (0); Frequency: 1880 MHz;Duty Cycle: 1:2.77
Medium: HSL_1900 Medium parameters used: f = 1880 MHz; σ = 1.413 S/m; ε_r = 40.138; ρ = 1000 kg/m^3
Ambient Temperature：23.2 ℃; Liquid Temperature：22.2 ℃

DASY5 Configuration:
- Probe: EX3DV4 - SN3823; ConvF(7.66, 7.66, 7.66) @ 1880 MHz; Calibrated: 2023.09.14
- Sensor-Surface: 2mm (Mechanical Surface Detection)
- Electronics: DAE4 Sn480; Calibrated: 2023.09.19
- Phantom: Twin-SAM; Type: QD 000 P41 Ax; Serial: 2020
- Measurement SW: DASY52, Version 52.10 (4); SEMCAD X Version 14.6.14 (7483)

Ch661/Area Scan (71x81x1): Interpolated grid: dx=1.500 mm, dy=1.500 mm
Maximum value of SAR (interpolated) = 0.738 W/kg

Ch661/Zoom Scan (5x5x7)/Cube 0: Measurement grid: dx=8mm, dy=8mm, dz=5mm
Reference Value = 12.78 V/m; Power Drift = -0.05 dB
Peak SAR (extrapolated) = 0.840 W/kg
SAR(1 g) = 0.450 W/kg; SAR(10 g) = 0.260 W/kg
Smallest distance from peaks to all points 3 dB below = 10.2 mm
Ratio of SAR at M2 to SAR at M1 = 51.3%
Maximum value of SAR (measured) = 0.617 W/kg



0 dB = 0.617 W/kg

Test Laboratory: Shenzhen Morlab Communications Technology Co., Ltd. Date: 2024.05.31

WCDMA Band II_RMC 12.2Kbps_Right Cheek_Ch9538

Communication System: UID 0, UMTS-FDD (0); Frequency: 1907.6 MHz;Duty Cycle: 1:1
Medium: HSL_1900 Medium parameters used: f = 1908 MHz; σ = 1.408 S/m; ε_r = 39.887; ρ = 1000 kg/m^3
Ambient Temperature：23.2 ℃; Liquid Temperature：22.3 ℃

DASY5 Configuration:
- Probe: EX3DV4 - SN3823; ConvF(7.66, 7.66, 7.66) @ 1907.6 MHz; Calibrated: 2023.09.14
- Sensor-Surface: 2mm (Mechanical Surface Detection)
- Electronics: DAE4 Sn480; Calibrated: 2023.09.19
- Phantom: Twin-SAM; Type: QD 000 P41 Ax; Serial: 2020
- Measurement SW: DASY52, Version 52.10 (4); SEMCAD X Version 14.6.14 (7483)

Ch9538/Area Scan (71x81x1): Interpolated grid: dx=1.500 mm, dy=1.500 mm
Maximum value of SAR (interpolated) = 1.34 W/kg

Ch9538/Zoom Scan (5x5x7)/Cube 0: Measurement grid: dx=8mm, dy=8mm, dz=5mm
Reference Value = 16.64 V/m; Power Drift = 0.02 dB
Peak SAR (extrapolated) = 1.62 W/kg
SAR(1 g) = 0.830 W/kg; SAR(10 g) = 0.476 W/kg
Smallest distance from peaks to all points 3 dB below = 10.2 mm
Ratio of SAR at M2 to SAR at M1 = 50.9%
Maximum value of SAR (measured) = 1.20 W/kg



0 dB = 1.20 W/kg = 0.79 dBW/kg

Test Laboratory: Shenzhen Morlab Communications Technology Co., Ltd. Date: 2024.05.23

WCDMA Band IV_RMC 12.2Kbps_Right Cheek_Ch1413

Communication System: UID 0, UMTS-FDD (0); Frequency: 1732.6 MHz;Duty Cycle: 1:1
Medium: HSL_1800 Medium parameters used: f = 1733 MHz; σ = 1.351 S/m; ε_r = 40.567; ρ = 1000 kg/m^3
Ambient Temperature：23.2 ℃; Liquid Temperature：22.2 ℃

DASY5 Configuration:
- Probe: EX3DV4 - SN3823; ConvF(7.93, 7.93, 7.93) @ 1732.6 MHz; Calibrated: 2023.09.14
- Sensor-Surface: 2mm (Mechanical Surface Detection)
- Electronics: DAE4 Sn480; Calibrated: 2023.09.19
- Phantom: Twin-SAM; Type: QD 000 P41 Ax; Serial: 2020
- Measurement SW: DASY52, Version 52.10 (4); SEMCAD X Version 14.6.14 (7483)

Ch1413/Area Scan (71x81x1): Interpolated grid: dx=1.500 mm, dy=1.500 mm
Maximum value of SAR (interpolated) = 0.752 W/kg

Ch1413/Zoom Scan (5x5x7)/Cube 0: Measurement grid: dx=8mm, dy=8mm, dz=5mm
Reference Value = 13.11 V/m; Power Drift = -0.05 dB
Peak SAR (extrapolated) = 0.862 W/kg
SAR(1 g) = 0.484 W/kg; SAR(10 g) = 0.281 W/kg
Smallest distance from peaks to all points 3 dB below = 11.4 mm
Ratio of SAR at M2 to SAR at M1 = 54.3%
Maximum value of SAR (measured) = 0.627 W/kg



0 dB = 0.627 W/kg

Test Laboratory: Shenzhen Morlab Communications Technology Co., Ltd. Date: 2024.05.21

WCDMA Band V_RMC 12.2Kbps_Right Cheek_Ch4182

Communication System: UID 0, UMTS-FDD (0); Frequency: 836.4 MHz;Duty Cycle: 1:1
Medium: HSL_900 Medium parameters used: f = 836.4 MHz; σ = 0.958 S/m; ε_r = 41.843; ρ = 1000 kg/m^3
Ambient Temperature：23.2 ℃; Liquid Temperature：22.4 ℃

DASY5 Configuration:
- Probe: EX3DV4 - SN3823; ConvF(9.51, 9.51, 9.51) @ 836.4 MHz; Calibrated: 2023.09.14
- Sensor-Surface: 2mm (Mechanical Surface Detection)
- Electronics: DAE4 Sn480; Calibrated: 2023.09.19
- Phantom: Twin-SAM; Type: QD 000 P41 Ax; Serial: 2020
- Measurement SW: DASY52, Version 52.10 (4); SEMCAD X Version 14.6.14 (7483)

Ch4182/Area Scan (71x81x1): Interpolated grid: dx=1.500 mm, dy=1.500 mm
Maximum value of SAR (interpolated) = 0.251 W/kg

Ch4182/Zoom Scan (5x5x7)/Cube 0: Measurement grid: dx=8mm, dy=8mm, dz=5mm
Reference Value = 3.909 V/m; Power Drift = 0.03 dB
Peak SAR (extrapolated) = 0.269 W/kg
SAR(1 g) = 0.211 W/kg; SAR(10 g) = 0.162 W/kg
Smallest distance from peaks to all points 3 dB below: Larger than measurement grid
Ratio of SAR at M2 to SAR at M1 = 79.3%
Maximum value of SAR (measured) = 0.242 W/kg



0 dB = 0.242 W/kg = -6.16 dBW/kg

Test Laboratory: Shenzhen Morlab Communications Technology Co., Ltd. Date: 2024.05.31

LTE Band 2_20MHz_QPSK_1RB_0Offset_Right Cheek_Ch19100

Communication System: UID 0, LTE (0); Frequency: 1900 MHz;Duty Cycle: 1:1
Medium: HSL_1900 Medium parameters used: f = 1900 MHz; σ = 1.4 S/m; ε_r = 39.933; ρ = 1000 kg/m^3
Ambient Temperature：23.2 ℃; Liquid Temperature：22.3 ℃

DASY5 Configuration:
- Probe: EX3DV4 - SN3823; ConvF(7.66, 7.66, 7.66) @ 1900 MHz; Calibrated: 2023.09.14
- Sensor-Surface: 2mm (Mechanical Surface Detection)
- Electronics: DAE4 Sn480; Calibrated: 2023.09.19
- Phantom: Twin-SAM; Type: QD 000 P41 Ax; Serial: 2020
- Measurement SW: DASY52, Version 52.10 (4); SEMCAD X Version 14.6.14 (7483)

Ch19100/Area Scan (71x81x1): Interpolated grid: dx=1.500 mm, dy=1.500 mm
Maximum value of SAR (interpolated) = 1.59 W/kg

Ch19100/Zoom Scan (5x5x7)/Cube 0: Measurement grid: dx=8mm, dy=8mm, dz=5mm
Reference Value = 18.28 V/m; Power Drift = 0.03 dB
Peak SAR (extrapolated) = 1.80 W/kg
SAR(1 g) = 0.936 W/kg; SAR(10 g) = 0.538 W/kg
Smallest distance from peaks to all points 3 dB below = 10.2 mm
Ratio of SAR at M2 to SAR at M1 = 50.9%
Maximum value of SAR (measured) = 1.32 W/kg

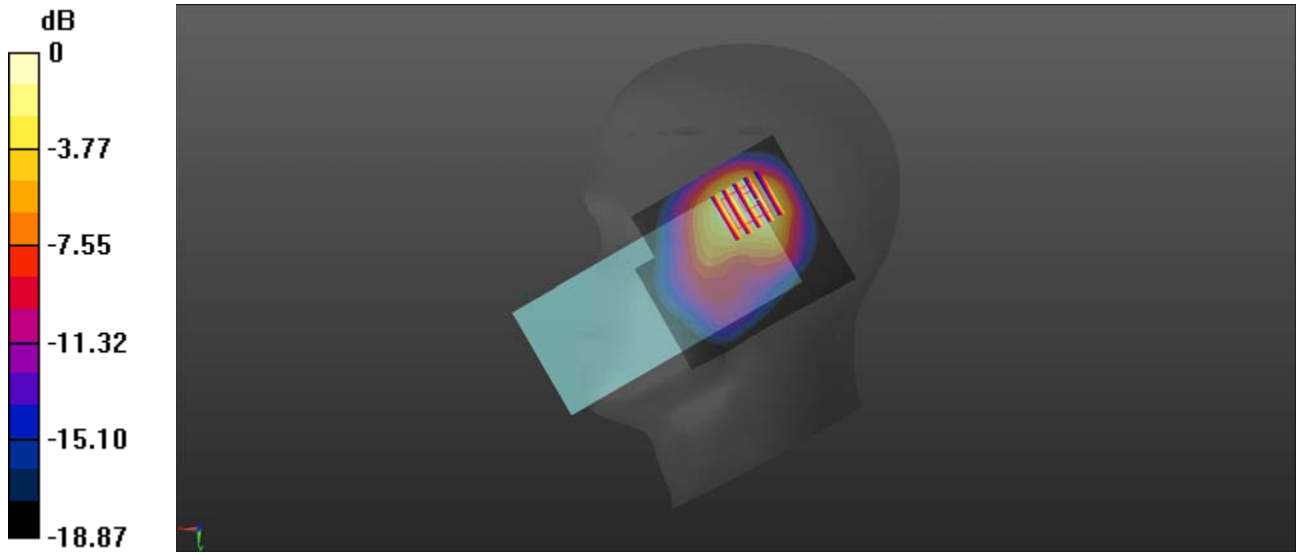

0 dB = 1.32 W/kg

LTE Band 5_10MHz_QPSK_1RB_0Offset_Right Cheek_Ch20525

Communication System: UID 0, LTE (0); Frequency: 836.5 MHz;Duty Cycle: 1:1
Medium: HSL_900 Medium parameters used: f = 836.5 MHz; σ = 0.874 S/m; ε_r = 41.836; ρ = 1000 kg/m^3
Ambient Temperature：23.2 ℃; Liquid Temperature：22.4 ℃

DASY5 Configuration:
- Probe: EX3DV4 - SN3823; ConvF(9.51, 9.51, 9.51) @ 836.4 MHz; Calibrated: 2023.09.14
- Sensor-Surface: 2mm (Mechanical Surface Detection)
- Electronics: DAE4 Sn480; Calibrated: 2023.09.19
- Phantom: Twin-SAM; Type: QD 000 P41 Ax; Serial: 2020
- Measurement SW: DASY52, Version 52.10 (4); SEMCAD X Version 14.6.14 (7483)

Ch20525/Area Scan (71x81x1): Interpolated grid: dx=1.500 mm, dy=1.500 mm
Maximum value of SAR (interpolated) = 0.293 W/kg

Ch20525/Zoom Scan (5x5x7)/Cube 0: Measurement grid: dx=8mm, dy=8mm, dz=5mm
Reference Value = 5.232 V/m; Power Drift = 0.05 dB
Peak SAR (extrapolated) = 0.322 W/kg
SAR(1 g) = 0.263 W/kg; SAR(10 g) = 0.205 W/kg
Smallest distance from peaks to all points 3 dB below: Larger than measurement grid (> 16 mm)
Ratio of SAR at M2 to SAR at M1 = 82.4%
Maximum value of SAR (measured) = 0.297 W/kg



0 dB = 0.293 W/kg

Test Laboratory: Shenzhen Morlab Communications Technology Co., Ltd. Date: 2024.05.22

LTE Band 7_20MHz_QPSK_1RB_0Offset_Right Cheek_Ch21100

Communication System: UID 0, LTE (0); Frequency: 2535 MHz;Duty Cycle: 1:1
Medium: HSL_2600 Medium parameters used: f = 2535 MHz; σ = 1.911 S/m; ε_r = 39.089; ρ = 1000 kg/m^3
Ambient Temperature：23.2 ℃; Liquid Temperature：22.4 ℃

DASY5 Configuration:
- Probe: EX3DV4 - SN3823; ConvF(7.22, 7.22, 7.22) @ 2535 MHz; Calibrated: 2023.09.14
- Sensor-Surface: 2mm (Mechanical Surface Detection)
- Electronics: DAE4 Sn480; Calibrated: 2023.09.19
- Phantom: Twin-SAM; Type: QD 000 P41 Ax; Serial: 2020
- Measurement SW: DASY52, Version 52.10 (4); SEMCAD X Version 14.6.14 (7483)

Ch21100/Area Scan (81x101x1): Interpolated grid: dx=1.200 mm, dy=1.200 mm
Maximum value of SAR (interpolated) = 0.657 W/kg

Ch21100/Zoom Scan (7x7x7)/Cube 0: Measurement grid: dx=5mm, dy=5mm, dz=5mm
Reference Value = 3.955 V/m; Power Drift = 0.13 dB
Peak SAR (extrapolated) = 0.963 W/kg
SAR(1 g) = 0.426 W/kg; SAR(10 g) = 0.191 W/kg
Smallest distance from peaks to all points 3 dB below = 7.7 mm
Ratio of SAR at M2 to SAR at M1 = 47.1%
Maximum value of SAR (measured) = 0.674 W/kg



0 dB = 0.674 W/kg

Test Laboratory: Shenzhen Morlab Communications Technology Co., Ltd. Date: 2024.05.24

LTE Band 12_10MHz_QPSK_1RB_0Offset_Right Cheek_Ch23095

Communication System: UID 0, LTE (0); Frequency: 707.5 MHz;Duty Cycle: 1:1
Medium: HSL_750 Medium parameters used: f = 707.5 MHz; σ = 0.851 S/m; ε_r = 41.871; ρ = 1000 kg/m^3
Ambient Temperature：23.2 ℃; Liquid Temperature：22.3 ℃

DASY5 Configuration:
- Probe: EX3DV4 - SN3823; ConvF(9.51, 9.51, 9.51) @ 707.5 MHz; Calibrated: 2023.09.14
- Sensor-Surface: 2mm (Mechanical Surface Detection)
- Electronics: DAE4 Sn480; Calibrated: 2023.09.19
- Phantom: Twin-SAM; Type: QD 000 P41 Ax; Serial: 2020
- Measurement SW: DASY52, Version 52.10 (4); SEMCAD X Version 14.6.14 (7483)

Ch23095/Area Scan (71x81x1): Interpolated grid: dx=1.500 mm, dy=1.500 mm
Maximum value of SAR (interpolated) = 0.252 W/kg

Ch23095/Zoom Scan (5x5x7)/Cube 0: Measurement grid: dx=8mm, dy=8mm, dz=5mm
Reference Value = 4.826 V/m; Power Drift = 0.09 dB
Peak SAR (extrapolated) = 0.262 W/kg
SAR(1 g) = 0.208 W/kg; SAR(10 g) = 0.162 W/kg
Smallest distance from peaks to all points 3 dB below = 24.9 mm
Ratio of SAR at M2 to SAR at M1 = 79.9%
Maximum value of SAR (measured) = 0.238 W/kg



0 dB = 0.238 W/kg

Test Laboratory: Shenzhen Morlab Communications Technology Co., Ltd. Date: 2024.05.26

LTE Band 66_20MHz_QPSK_1RB_0Offset_Right Cheek_Ch132572

Communication System: UID 0, LTE (0); Frequency: 1770 MHz;Duty Cycle: 1:1
Medium: HSL_1800 Medium parameters used: f = 1770 MHz; σ = 1.35 S/m; ε_r = 40.88; ρ = 1000 kg/m^3
Ambient Temperature：23.2 ℃; Liquid Temperature：22.1 ℃

DASY5 Configuration:
- Probe: EX3DV4 - SN3823; ConvF(7.93, 7.93, 7.93) @ 1770 MHz; Calibrated: 2023.09.14
- Sensor-Surface: 2mm (Mechanical Surface Detection)
- Electronics: DAE4 Sn480; Calibrated: 2023.09.19
- Phantom: Twin-SAM; Type: QD 000 P41 Ax; Serial: 2020
- Measurement SW: DASY52, Version 52.10 (4); SEMCAD X Version 14.6.14 (7483)

Ch132572/Area Scan (71x81x1): Interpolated grid: dx=1.500 mm, dy=1.500 mm
Maximum value of SAR (interpolated) = 1.47 W/kg

Ch132572/Zoom Scan (5x5x7)/Cube 0: Measurement grid: dx=8mm, dy=8mm, dz=5mm
Reference Value = 18.85 V/m; Power Drift = -0.07 dB
Peak SAR (extrapolated) = 1.66 W/kg
SAR(1 g) = 0.920 W/kg; SAR(10 g) = 0.531 W/kg
Smallest distance from peaks to all points 3 dB below = 10.2 mm
Ratio of SAR at M2 to SAR at M1 = 53.7%
Maximum value of SAR (measured) = 1.22 W/kg



0 dB = 1.22 W/kg

Test Laboratory: Shenzhen Morlab Communications Technology Co., Ltd. Date: 2024.05.25

LTE Band 71_20MHz_QPSK_1RB_0Offset_Right Cheek_Ch133322

Communication System: UID 0, LTE (0); Frequency: 683 MHz;Duty Cycle: 1:1
Medium: HSL_750 Medium parameters used: f = 683 MHz; σ = 0.817 S/m; ε_r = 42.3; ρ = 1000 kg/m^3
Ambient Temperature：23.2 ℃; Liquid Temperature：22.2 ℃

DASY5 Configuration:
- Probe: EX3DV4 - SN3823; ConvF(9.51, 9.51, 9.51) @ 683 MHz; Calibrated: 2023.09.14
- Sensor-Surface: 2mm (Mechanical Surface Detection)
- Electronics: DAE4 Sn480; Calibrated: 2023.09.19
- Phantom: Twin-SAM; Type: QD 000 P41 Ax; Serial: 2020
- Measurement SW: DASY52, Version 52.10 (4); SEMCAD X Version 14.6.14 (7483)

Ch133322/Area Scan (71x81x1): Interpolated grid: dx=1.500 mm, dy=1.500 mm
Maximum value of SAR (interpolated) = 0.202 W/kg

Ch133322/Zoom Scan (5x5x7)/Cube 0: Measurement grid: dx=8mm, dy=8mm, dz=5mm
Reference Value = 6.812 V/m; Power Drift = 0.17 dB
Peak SAR (extrapolated) = 0.212 W/kg
SAR(1 g) = 0.177 W/kg; SAR(10 g) = 0.143 W/kg
Smallest distance from peaks to all points 3 dB below: Larger than measurement grid
Ratio of SAR at M2 to SAR at M1 = 83.5%
Maximum value of SAR (measured) = 0.199 W/kg

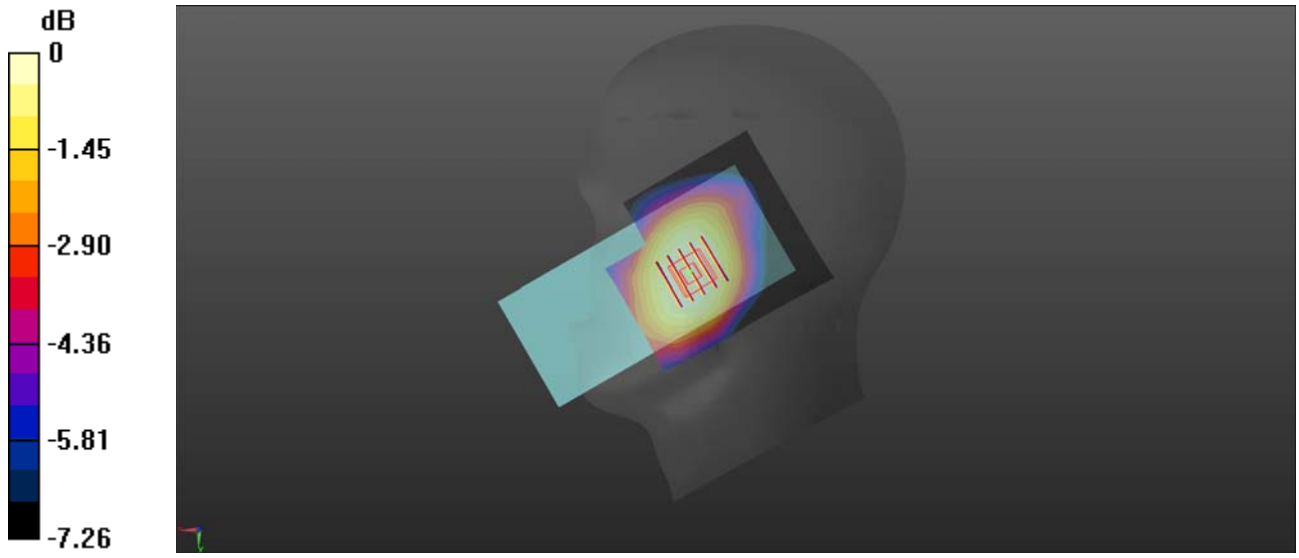

0 dB = 0.199 W/kg

Test Laboratory: Shenzhen Morlab Communications Technology Co., Ltd. Date: 2024.05.20

WLAN 2.4GHz_802.11b 1Mbps_Left Cheek_Ch7

Communication System: UID 0, WLAN 2.4GHz 802.11b (0); Frequency: 2442 MHz;Duty Cycle: 1:1.019
Medium: HSL_2450 Medium parameters used: f = 2442 MHz; σ = 1.762 S/m; ε_r = 39.862; ρ = 1000 kg/m^3
Ambient Temperature：23.2 ℃; Liquid Temperature：22.2 ℃

DASY5 Configuration:
- Probe: EX3DV4 - SN3823; ConvF(7.22, 7.22, 7.22) @ 2442 MHz; Calibrated: 2023.09.14
- Sensor-Surface: 2mm (Mechanical Surface Detection)
- Electronics: DAE4 Sn480; Calibrated: 2023.09.19
- Phantom: Twin-SAM; Type: QD 000 P41 Ax; Serial: 2020
- Measurement SW: DASY52, Version 52.10 (4); SEMCAD X Version 14.6.14 (7483)

Ch7/Area Scan (81x101x1): Interpolated grid: dx=1.200 mm, dy=1.200 mm
Maximum value of SAR (interpolated) = 0.693 W/kg

Ch7/Zoom Scan (7x7x7)/Cube 0: Measurement grid: dx=5mm, dy=5mm, dz=5mm
Reference Value = 10.45 V/m; Power Drift = 0.10 dB
Peak SAR (extrapolated) = 0.759 W/kg
SAR(1 g) = 0.445 W/kg; SAR(10 g) = 0.243 W/kg
Smallest distance from peaks to all points 3 dB below = 14.3 mm
Ratio of SAR at M2 to SAR at M1 = 57.8%
Maximum value of SAR (measured) = 0.605 W/kg



0 dB = 0.605 W/kg = -2.18 dBW/kg

Test Laboratory: Shenzhen Morlab Communications Technology Co., Ltd. Date: 2024.05.27

WLAN 5.2GHz_802.11n-HT20 MCS0_Left Cheek_Ch36

Communication System: UID 0, WLAN 5GHz (0); Frequency: 5180 MHz;Duty Cycle: 1:1.128
Medium: HSL_5250 Medium parameters used: f = 5180 MHz; σ = 4.634 S/m; ε_r = 36.509; ρ = 1000 kg/m^3
Ambient Temperature：23.2 ℃; Liquid Temperature：22.1 ℃

DASY5 Configuration:
- Probe: EX3DV4 - SN3823; ConvF(5.21, 5.21, 5.21) @ 5180 MHz; Calibrated: 2023.09.14
- Sensor-Surface: 2mm (Mechanical Surface Detection)
- Electronics: DAE4 Sn480; Calibrated: 2023.09.19
- Phantom: Twin-SAM; Type: QD 000 P41 Ax; Serial: 2020
- Measurement SW: DASY52, Version 52.10 (4); SEMCAD X Version 14.6.14 (7483)

Ch36/Area Scan (101x111x1): Interpolated grid: dx=1.000 mm, dy=1.000 mm
Maximum value of SAR (interpolated) = 0.691 W/kg

Ch36/Zoom Scan (8x8x15)/Cube 0: Measurement grid: dx=4mm, dy=4mm, dz=2mm
Reference Value = 7.203 V/m; Power Drift = 0.10 dB
Peak SAR (extrapolated) = 1.68 W/kg
SAR(1 g) = 0.411 W/kg; SAR(10 g) = 0.174 W/kg
Smallest distance from peaks to all points 3 dB below = 4.3 mm
Ratio of SAR at M2 to SAR at M1 = 60.3%
Maximum value of SAR (measured) = 0.772 W/kg



0 dB = 0.772 W/kg

Test Laboratory: Shenzhen Morlab Communications Technology Co., Ltd. Date: 2024.05.27

WLAN 5.3GHz_802.11a 6Mbps_Left Cheek_Ch52

Communication System: UID 0, WLAN 5GHz (0); Frequency: 5260 MHz;Duty Cycle: 1:1.101
Medium: HSL_5250 Medium parameters used: f = 5260 MHz; σ = 4.716 S/m; ε_r = 35.917; ρ = 1000 kg/m^3
Ambient Temperature：23.2 ℃; Liquid Temperature：22.1 ℃

DASY5 Configuration:
- Probe: EX3DV4 - SN3823; ConvF(5.21, 5.21, 5.21) @ 5260 MHz; Calibrated: 2023.09.14
- Sensor-Surface: 2mm (Mechanical Surface Detection)
- Electronics: DAE4 Sn480; Calibrated: 2023.09.19
- Phantom: Twin-SAM; Type: QD 000 P41 Ax; Serial: 2020
- Measurement SW: DASY52, Version 52.10 (4); SEMCAD X Version 14.6.14 (7483)

Ch52/Area Scan (101x111x1): Interpolated grid: dx=1.000 mm, dy=1.000 mm
Maximum value of SAR (interpolated) = 0.574 W/kg

Ch52/Zoom Scan (8x8x15)/Cube 0: Measurement grid: dx=4mm, dy=4mm, dz=2mm
Reference Value = 7.241 V/m; Power Drift = 0.16 dB
Peak SAR (extrapolated) = 1.45 W/kg
SAR(1 g) = 0.368 W/kg; SAR(10 g) = 0.159 W/kg
Smallest distance from peaks to all points 3 dB below = 4.5 mm
Ratio of SAR at M2 to SAR at M1 = 59.8%
Maximum value of SAR (measured) = 0.716 W/kg

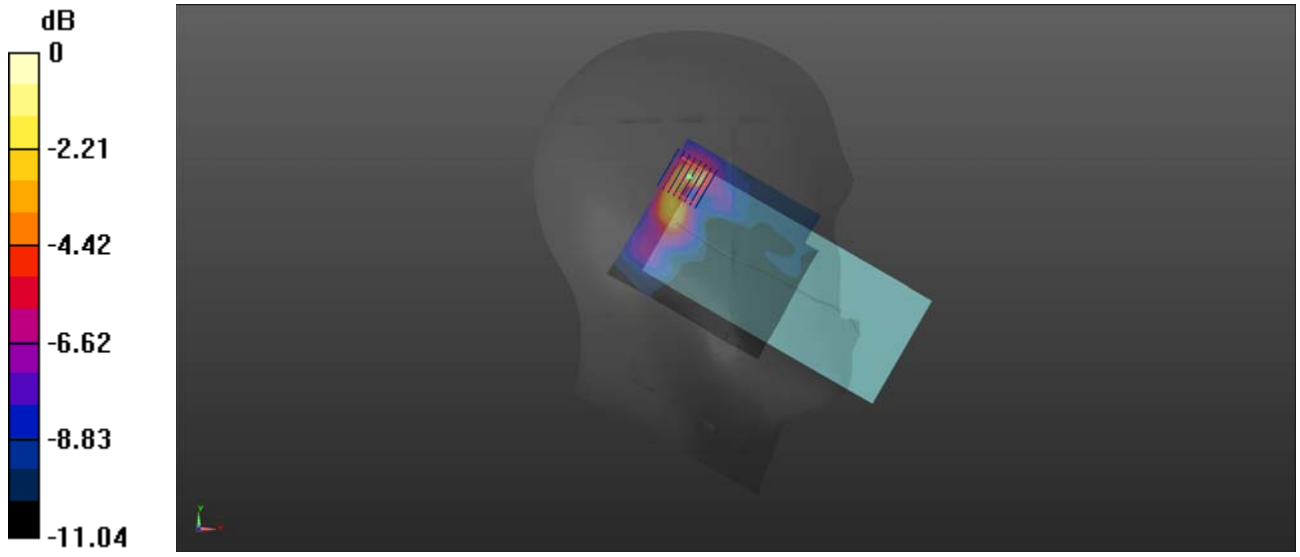

0 dB = 0.716 W/kg

Test Laboratory: Shenzhen Morlab Communications Technology Co., Ltd. Date: 2024.05.28

WLAN 5.5GHz_802.11ac-VHT20 MCS0_Left Cheek_Ch100

Communication System: UID 0, WLAN 5GHz (0); Frequency: 5500 MHz;Duty Cycle: 1:1.118
Medium: HSL_5600 Medium parameters used: f = 5500 MHz; σ = 4.963 S/m; ε_r = 35.843; ρ = 1000 kg/m^3
Ambient Temperature：23.2 ℃; Liquid Temperature：22.3 ℃

DASY5 Configuration:
- Probe: EX3DV4 - SN3823; ConvF(4.55, 4.55, 4.55) @ 5500 MHz; Calibrated: 2023.09.14
- Sensor-Surface: 2mm (Mechanical Surface Detection)
- Electronics: DAE4 Sn480; Calibrated: 2023.09.19
- Phantom: Twin-SAM; Type: QD 000 P41 Ax; Serial: 2020
- Measurement SW: DASY52, Version 52.10 (4); SEMCAD X Version 14.6.14 (7483)

Ch100/Area Scan (101x111x1): Interpolated grid: dx=1.000 mm, dy=1.000 mm
Maximum value of SAR (interpolated) = 0.509 W/kg

Ch100/Zoom Scan (8x8x15)/Cube 0: Measurement grid: dx=4mm, dy=4mm, dz=2mm
Reference Value = 6.313 V/m; Power Drift = 0.02 dB
Peak SAR (extrapolated) = 1.14 W/kg
SAR(1 g) = 0.319 W/kg; SAR(10 g) = 0.158 W/kg
Smallest distance from peaks to all points 3 dB below = 6.8 mm
Ratio of SAR at M2 to SAR at M1 = 62.7%
Maximum value of SAR (measured) = 0.547 W/kg

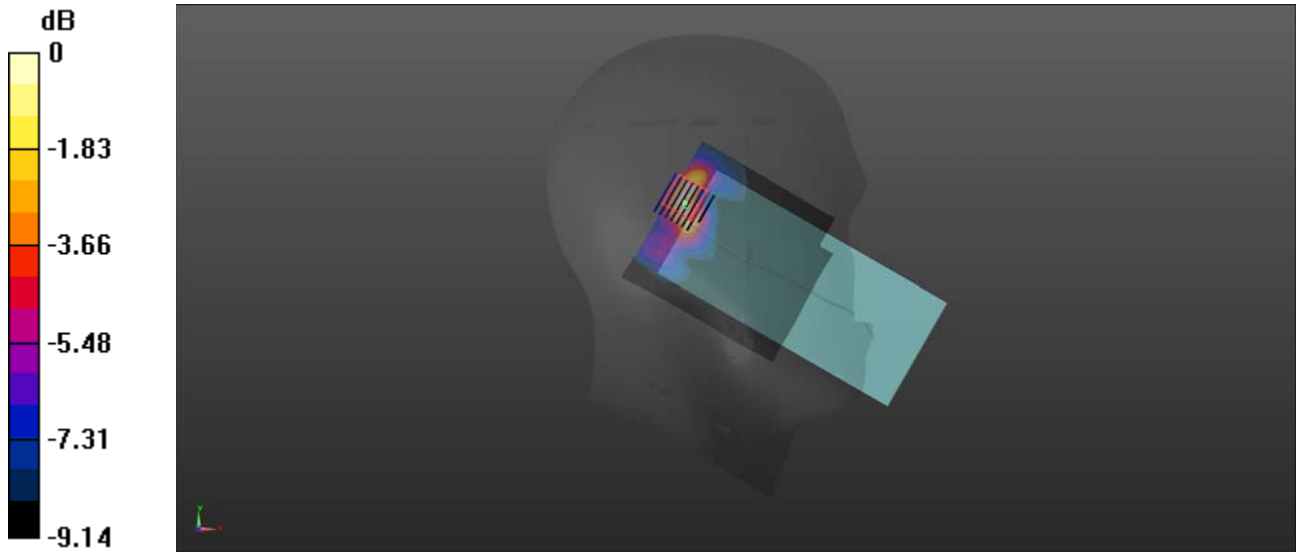

0 dB = 0.547 W/kg

Test Laboratory: Shenzhen Morlab Communications Technology Co., Ltd. Date: 2024.05.29

WLAN 5.8GHz_802.11n-HT40 MCS0_Left Cheek_Ch151

Communication System: UID 0, WLAN 5GHz (0); Frequency: 5755 MHz;Duty Cycle: 1:1.155
Medium: HSL_5750 Medium parameters used: f = 5755 MHz; σ = 5.224 S/m; ε_r = 35.351; ρ = 1000 kg/m^3
Ambient Temperature：23.2 ℃; Liquid Temperature：22.1 ℃

DASY5 Configuration:
- Probe: EX3DV4 - SN3823; ConvF(4.62, 4.62, 4.62) @ 5755 MHz; Calibrated: 2023.09.14
- Sensor-Surface: 2mm (Mechanical Surface Detection)
- Electronics: DAE4 Sn480; Calibrated: 2023.09.19
- Phantom: Twin-SAM; Type: QD 000 P41 Ax; Serial: 2020
- Measurement SW: DASY52, Version 52.10 (4); SEMCAD X Version 14.6.14 (7483)

Ch151/Area Scan (101x111x1): Interpolated grid: dx=1.000 mm, dy=1.000 mm
Maximum value of SAR (interpolated) = 0.328 W/kg

Ch151/Zoom Scan (8x8x15)/Cube 0: Measurement grid: dx=4mm, dy=4mm, dz=2mm
Reference Value = 6.552 V/m; Power Drift = -0.07 dB
Peak SAR (extrapolated) = 0.696 W/kg
SAR(1 g) = 0.206 W/kg; SAR(10 g) = 0.132 W/kg
Smallest distance from peaks to all points 3 dB below = 9.7 mm
Ratio of SAR at M2 to SAR at M1 = 62.8%
Maximum value of SAR (measured) = 0.353 W/kg



0 dB = 0.353 W/kg

Test Laboratory: Shenzhen Morlab Communications Technology Co., Ltd. Date: 2024.05.21

GSM850_GPRS(2 TX slots)_Back Side_10mm_Ch189

Communication System: UID 0, GSM850(class 10) (0); Frequency: 836.4 MHz;Duty Cycle: 1:4.15
Medium: HSL_900 Medium parameters used: f = 836.4 MHz; σ = 0.958 S/m; ε_r = 41.843; ρ = 1000 kg/m^3
Ambient Temperature：23.2 ℃; Liquid Temperature：22.4 ℃

DASY5 Configuration:
- Probe: EX3DV4 - SN3823; ConvF(9.51, 9.51, 9.51) @ 836.4 MHz; Calibrated: 2023.09.14
- Sensor-Surface: 2mm (Mechanical Surface Detection)
- Electronics: DAE4 Sn480; Calibrated: 2023.09.19
- Phantom: Twin-SAM; Type: QD 000 P41 Ax; Serial: 2020
- Measurement SW: DASY52, Version 52.10 (4); SEMCAD X Version 14.6.14 (7483)

Ch189/Area Scan (71x121x1): Interpolated grid: dx=1.500 mm, dy=1.500 mm
Maximum value of SAR (interpolated) = 0.390 W/kg

Ch189/Zoom Scan (5x5x7)/Cube 0: Measurement grid: dx=8mm, dy=8mm, dz=5mm
Reference Value = 15.75 V/m; Power Drift = -0.04 dB
Peak SAR (extrapolated) = 0.487 W/kg
SAR(1 g) = 0.283 W/kg; SAR(10 g) = 0.169 W/kg
Smallest distance from peaks to all points 3 dB below = 12.8 mm
Ratio of SAR at M2 to SAR at M1 = 57.1%
Maximum value of SAR (measured) = 0.386 W/kg

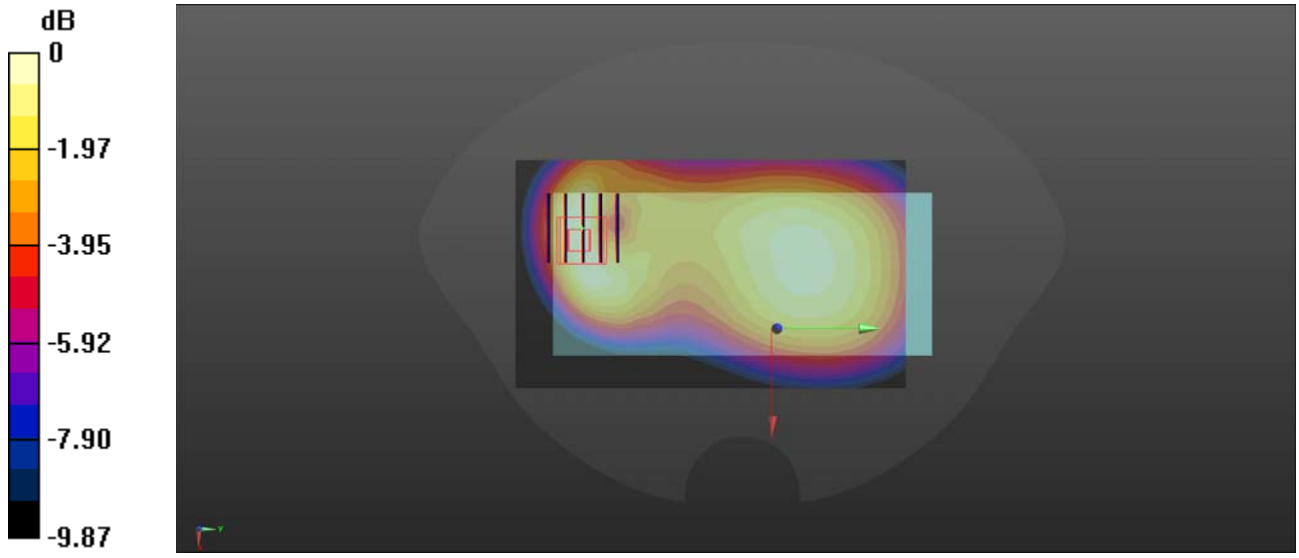

0 dB = 0.386 W/kg

Test Laboratory: Shenzhen Morlab Communications Technology Co., Ltd. Date: 2024.05.23

GSM1900_GPRS(3 TX slots)_Back Side_10mm_Ch661

Communication System: UID 0, GSM1900(class 11) (0); Frequency: 1880 MHz;Duty Cycle: 1:2.77
Medium: HSL_1900 Medium parameters used: f = 1880 MHz; σ = 1.413 S/m; ε_r = 40.138; ρ = 1000 kg/m^3
Ambient Temperature：23.2 ℃; Liquid Temperature：22.2 ℃

DASY5 Configuration:
- Probe: EX3DV4 - SN3823; ConvF(7.66, 7.66, 7.66) @ 1880 MHz; Calibrated: 2023.09.14
- Sensor-Surface: 2mm (Mechanical Surface Detection)
- Electronics: DAE4 Sn480; Calibrated: 2023.09.19
- Phantom: Twin-SAM; Type: QD 000 P41 Ax; Serial: 2020
- Measurement SW: DASY52, Version 52.10 (4); SEMCAD X Version 14.6.14 (7483)

Ch661/Area Scan (71x81x1): Interpolated grid: dx=1.500 mm, dy=1.500 mm
Maximum value of SAR (interpolated) = 0.452 W/kg

Ch661/Zoom Scan (5x5x7)/Cube 0: Measurement grid: dx=8mm, dy=8mm, dz=5mm
Reference Value = 8.181 V/m; Power Drift = 0.09 dB
Peak SAR (extrapolated) = 0.552 W/kg
SAR(1 g) = 0.319 W/kg; SAR(10 g) = 0.183 W/kg
Smallest distance from peaks to all points 3 dB below = 12.2 mm
Ratio of SAR at M2 to SAR at M1 = 58.2%
Maximum value of SAR (measured) = 0.423 W/kg

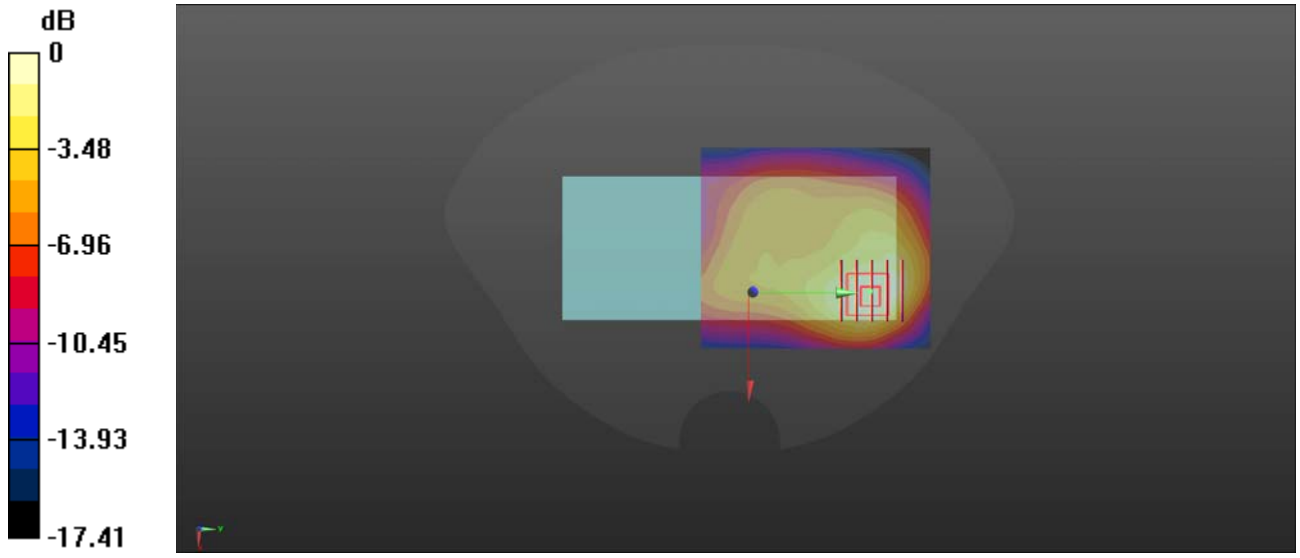

0 dB = 0.423 W/kg

Test Laboratory: Shenzhen Morlab Communications Technology Co., Ltd. Date: 2024.05.23

GSM1900_GPRS(3 TX slots)_Top Side_10mm_Ch661

Communication System: UID 0, UMTS-FDD (0); Frequency: 1880 MHz;Duty Cycle: 1:2.77
Medium: HSL_1900 Medium parameters used: f = 1880 MHz; σ = 1.413 S/m; ε_r = 40.138; ρ = 1000 kg/m^3
Ambient Temperature：23.2 ℃; Liquid Temperature：22.2 ℃

DASY5 Configuration:
- Probe: EX3DV4 - SN3823; ConvF(7.66, 7.66, 7.66) @ 1880 MHz; Calibrated: 2023.09.14
- Sensor-Surface: 2mm (Mechanical Surface Detection)
- Electronics: DAE4 Sn480; Calibrated: 2023.09.19
- Phantom: Twin-SAM; Type: QD 000 P41 Ax; Serial: 2020
- Measurement SW: DASY52, Version 52.10 (4); SEMCAD X Version 14.6.14 (7483)

Ch661/Area Scan (41x81x1): Interpolated grid: dx=1.500 mm, dy=1.500 mm
Maximum value of SAR (interpolated) = 0.618 W/kg

Ch661/Zoom Scan (5x5x7)/Cube 0: Measurement grid: dx=8mm, dy=8mm, dz=5mm
Reference Value = 18.15 V/m; Power Drift = -0.09 dB
Peak SAR (extrapolated) = 0.784 W/kg
SAR(1 g) = 0.443 W/kg; SAR(10 g) = 0.261 W/kg
Smallest distance from peaks to all points 3 dB below = 9.6 mm
Ratio of SAR at M2 to SAR at M1 = 57.6%
Maximum value of SAR (measured) = 0.607 W/kg

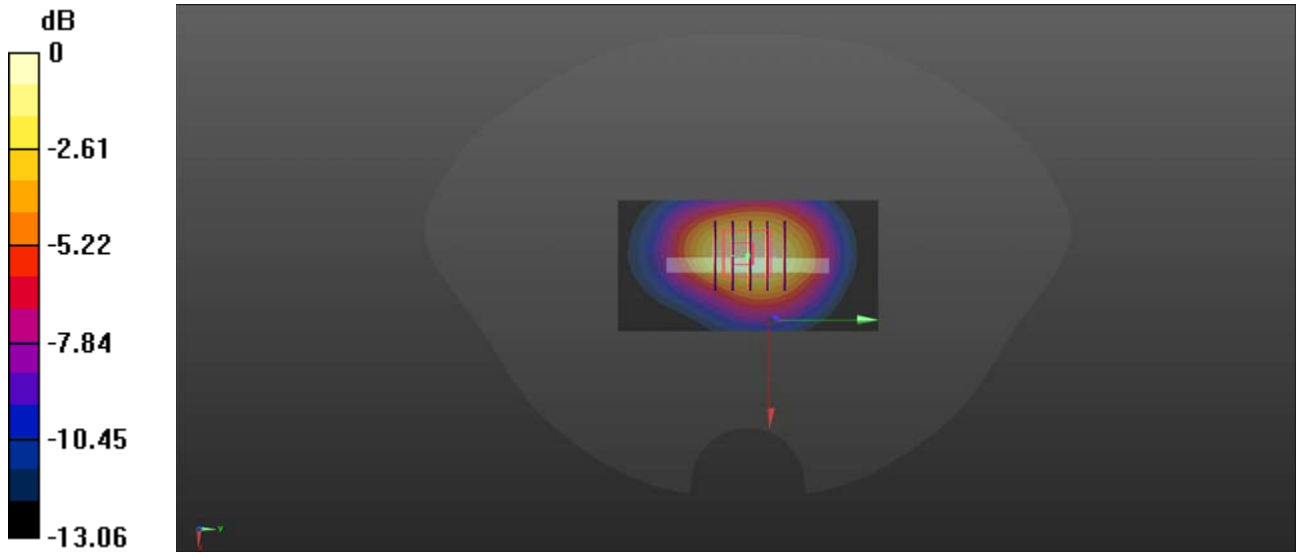

0 dB = 0.607 W/kg

Test Laboratory: Shenzhen Morlab Communications Technology Co., Ltd. Date: 2024.05.23

WCDMA Band II_RMC 12.2Kbps_Back Side_10mm_Ch9400

Communication System: UID 0, UMTS-FDD (0); Frequency: 1880 MHz;Duty Cycle: 1:1
Medium: HSL_1900 Medium parameters used: f = 1880 MHz; σ = 1.413 S/m; ε_r = 40.138; ρ = 1000 kg/m^3
Ambient Temperature：23.2 ℃; Liquid Temperature：22.2 ℃

DASY5 Configuration:
- Probe: EX3DV4 - SN3823; ConvF(7.66, 7.66, 7.66) @ 1880 MHz; Calibrated: 2023.09.14
- Sensor-Surface: 2mm (Mechanical Surface Detection)
- Electronics: DAE4 Sn480; Calibrated: 2023.09.19
- Phantom: Twin-SAM; Type: QD 000 P41 Ax; Serial: 2020
- Measurement SW: DASY52, Version 52.10 (4); SEMCAD X Version 14.6.14 (7483)

Ch9400/Area Scan (71x81x1): Interpolated grid: dx=1.500 mm, dy=1.500 mm
Maximum value of SAR (interpolated) = 0.726 W/kg

Ch9400/Zoom Scan (5x5x7)/Cube 0: Measurement grid: dx=8mm, dy=8mm, dz=5mm
Reference Value = 10.89 V/m; Power Drift = -0.05 dB
Peak SAR (extrapolated) = 0.875 W/kg
SAR(1 g) = 0.505 W/kg; SAR(10 g) = 0.290 W/kg
Smallest distance from peaks to all points 3 dB below = 12.2 mm
Ratio of SAR at M2 to SAR at M1 = 57.5%
Maximum value of SAR (measured) = 0.674 W/kg

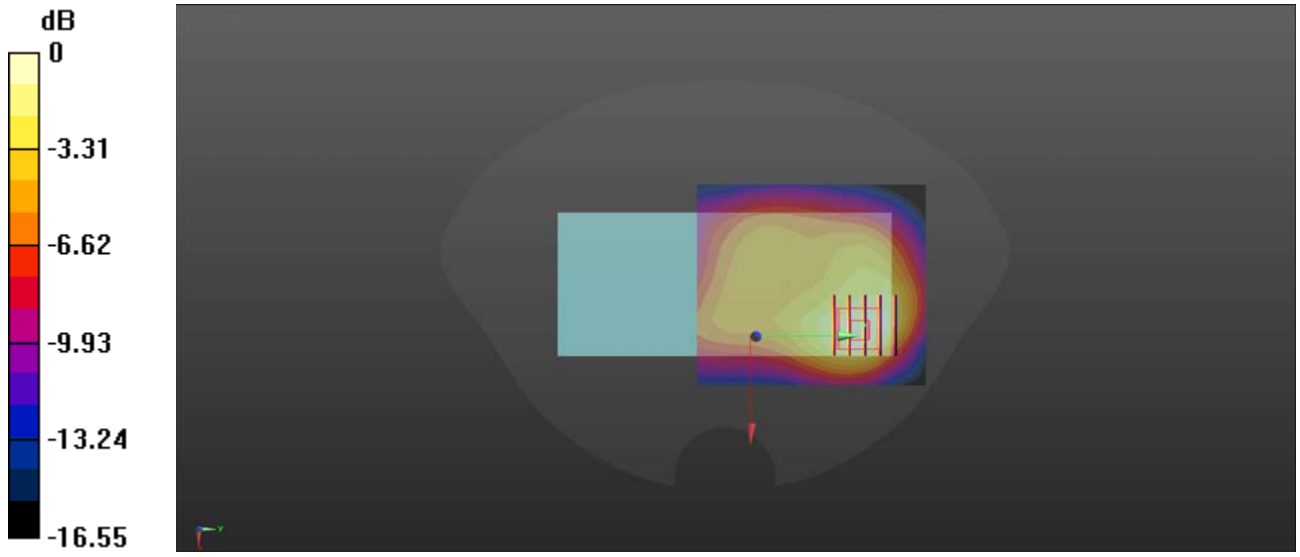

0 dB = 0.674 W/kg

Test Laboratory: Shenzhen Morlab Communications Technology Co., Ltd. Date: 2024.05.23

WCDMA Band II_RMC 12.2Kbps_Top Side_10mm_Ch9400

Communication System: UID 0, UMTS-FDD (0); Frequency: 1880 MHz;Duty Cycle: 1:1
Medium: HSL_1900 Medium parameters used: f = 1880 MHz; σ = 1.413 S/m; ε_r = 40.138; ρ = 1000 kg/m^3
Ambient Temperature：23.2 ℃; Liquid Temperature：22.2 ℃

DASY5 Configuration:
- Probe: EX3DV4 - SN3823; ConvF(7.66, 7.66, 7.66) @ 1880 MHz; Calibrated: 2023.09.14
- Sensor-Surface: 2mm (Mechanical Surface Detection)
- Electronics: DAE4 Sn480; Calibrated: 2023.09.19
- Phantom: Twin-SAM; Type: QD 000 P41 Ax; Serial: 2020
- Measurement SW: DASY52, Version 52.10 (4); SEMCAD X Version 14.6.14 (7483)

Ch9400/Area Scan (41x81x1): Interpolated grid: dx=1.500 mm, dy=1.500 mm
Maximum value of SAR (interpolated) = 0.831 W/kg

Ch9400/Zoom Scan (5x5x7)/Cube 0: Measurement grid: dx=8mm, dy=8mm, dz=5mm
Reference Value = 20.95 V/m; Power Drift = -0.11 dB
Peak SAR (extrapolated) = 1.06 W/kg
SAR(1 g) = 0.615 W/kg; SAR(10 g) = 0.337 W/kg
Smallest distance from peaks to all points 3 dB below = 10.7 mm
Ratio of SAR at M2 to SAR at M1 = 58.3%
Maximum value of SAR (measured) = 0.860 W/kg

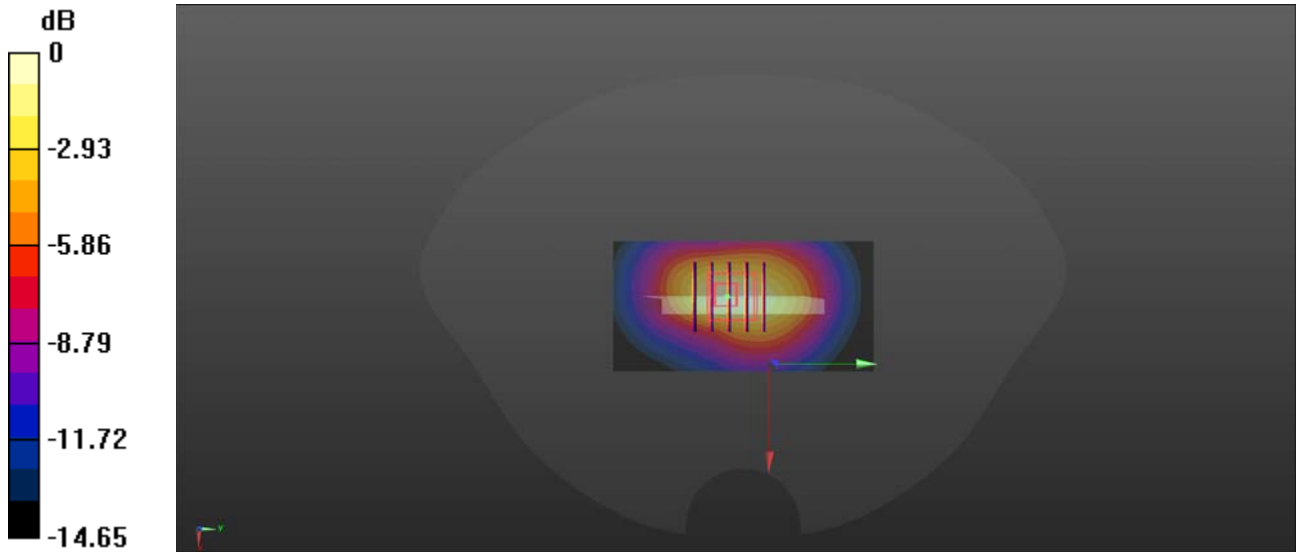

0 dB = 0.860 W/kg

Test Laboratory: Shenzhen Morlab Communications Technology Co., Ltd. Date: 2024.05.23

WCDMA Band IV_RMC 12.2Kbps_Back Side_10mm_Ch1413

Communication System: UID 0, UMTS-FDD (0); Frequency: 1732.6 MHz;Duty Cycle: 1:1
Medium: HSL_1800 Medium parameters used: f = 1733 MHz; σ = 1.351 S/m; ε_r = 40.567; ρ = 1000 kg/m^3
Ambient Temperature：23.2 ℃; Liquid Temperature：22.2 ℃

DASY5 Configuration:
- Probe: EX3DV4 - SN3823; ConvF(7.93, 7.93, 7.93) @ 1732.6 MHz; Calibrated: 2023.09.14
- Sensor-Surface: 2mm (Mechanical Surface Detection)
- Electronics: DAE4 Sn480; Calibrated: 2023.09.19
- Phantom: Twin-SAM; Type: QD 000 P41 Ax; Serial: 2020
- Measurement SW: DASY52, Version 52.10 (4); SEMCAD X Version 14.6.14 (7483)

Ch1413/Area Scan (71x81x1): Interpolated grid: dx=1.500 mm, dy=1.500 mm
Maximum value of SAR (interpolated) = 0.544 W/kg

Ch1413/Zoom Scan (5x5x7)/Cube 0: Measurement grid: dx=8mm, dy=8mm, dz=5mm
Reference Value = 8.531 V/m; Power Drift = 0.07 dB
Peak SAR (extrapolated) = 0.627 W/kg
SAR(1 g) = 0.366 W/kg; SAR(10 g) = 0.212 W/kg
Smallest distance from peaks to all points 3 dB below = 12.5 mm
Ratio of SAR at M2 to SAR at M1 = 58.4%
Maximum value of SAR (measured) = 0.495 W/kg

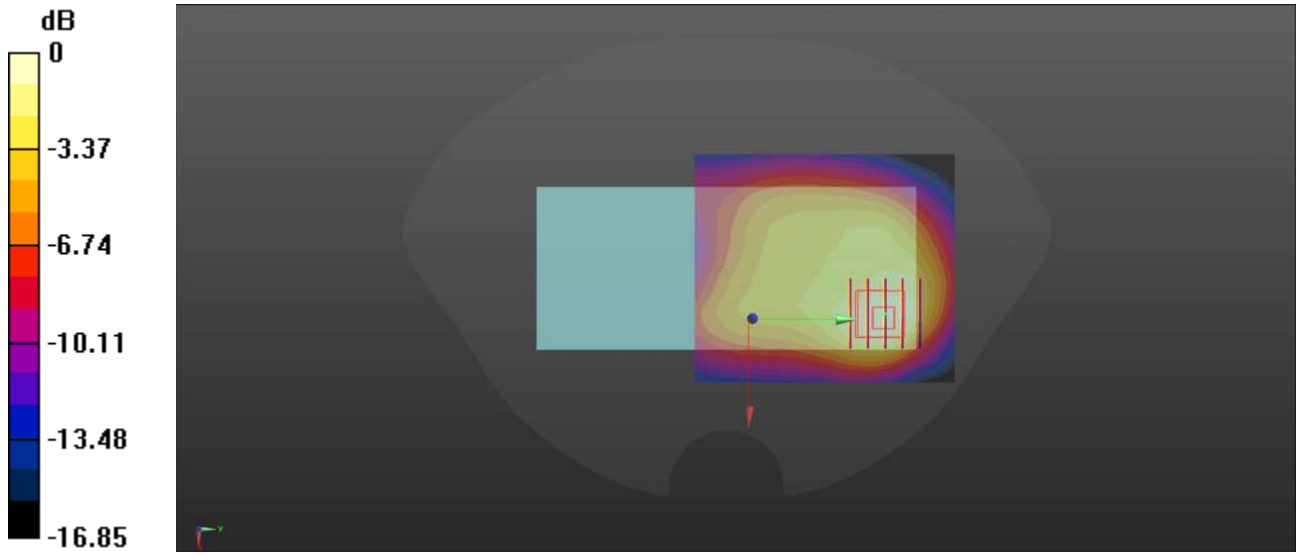

0 dB = 0.495 W/kg

Test Laboratory: Shenzhen Morlab Communications Technology Co., Ltd. Date: 2024.05.23

WCDMA Band IV_RMC 12.2Kbps_Top Side_10mm_Ch1413

Communication System: UID 0, UMTS-FDD (0); Frequency: 1732.6 MHz;Duty Cycle: 1:1
Medium: HSL_1800 Medium parameters used: f = 1733 MHz; σ = 1.351 S/m; ε_r = 40.567; ρ = 1000 kg/m^3
Ambient Temperature：23.2 ℃; Liquid Temperature：22.2 ℃

DASY5 Configuration:
- Probe: EX3DV4 - SN3823; ConvF(7.93, 7.93, 7.93) @ 1732.6 MHz; Calibrated: 2023.09.14
- Sensor-Surface: 2mm (Mechanical Surface Detection)
- Electronics: DAE4 Sn480; Calibrated: 2023.09.19
- Phantom: Twin-SAM; Type: QD 000 P41 Ax; Serial: 2020
- Measurement SW: DASY52, Version 52.10 (4); SEMCAD X Version 14.6.14 (7483)

Ch1413/Area Scan (41x81x1): Interpolated grid: dx=1.500 mm, dy=1.500 mm
Maximum value of SAR (interpolated) = 0.672 W/kg

Ch1413/Zoom Scan (5x5x7)/Cube 0: Measurement grid: dx=8mm, dy=8mm, dz=5mm
Reference Value = 19.38 V/m; Power Drift = -0.17 dB
Peak SAR (extrapolated) = 0.813 W/kg
SAR(1 g) = 0.491 W/kg; SAR(10 g) = 0.282 W/kg
Smallest distance from peaks to all points 3 dB below = 11.5 mm
Ratio of SAR at M2 to SAR at M1 = 60.1%
Maximum value of SAR (measured) = 0.654 W/kg



0 dB = 0.654 W/kg

Test Laboratory: Shenzhen Morlab Communications Technology Co., Ltd. Date: 2024.05.21

WCDMA Band V_RMC 12.2Kbps_Back Side_10mm_Ch4182

Communication System: UID 0, UMTS-FDD (0); Frequency: 836.4 MHz;Duty Cycle: 1:1
Medium: HSL_900 Medium parameters used: f = 836.4 MHz; σ = 0.958 S/m; ε_r = 41.843; ρ = 1000 kg/m^3
Ambient Temperature：23.2 ℃; Liquid Temperature：22.4 ℃

DASY5 Configuration:
- Probe: EX3DV4 - SN3823; ConvF(9.51, 9.51, 9.51) @ 836.4 MHz; Calibrated: 2023.09.14
- Sensor-Surface: 2mm (Mechanical Surface Detection)
- Electronics: DAE4 Sn480; Calibrated: 2023.09.19
- Phantom: Twin-SAM; Type: QD 000 P41 Ax; Serial: 2020
- Measurement SW: DASY52, Version 52.10 (4); SEMCAD X Version 14.6.14 (7483)

Ch4182/Area Scan (71x121x1): Interpolated grid: dx=1.500 mm, dy=1.500 mm
Maximum value of SAR (interpolated) = 0.252 W/kg

Ch4182/Zoom Scan (5x5x7)/Cube 0: Measurement grid: dx=8mm, dy=8mm, dz=5mm
Reference Value = 14.43 V/m; Power Drift = -0.05 dB
Peak SAR (extrapolated) = 0.329 W/kg
SAR(1 g) = 0.195 W/kg; SAR(10 g) = 0.119 W/kg
Smallest distance from peaks to all points 3 dB below = 20.8 mm
Ratio of SAR at M2 to SAR at M1 = 59.4%
Maximum value of SAR (measured) = 0.266 W/kg

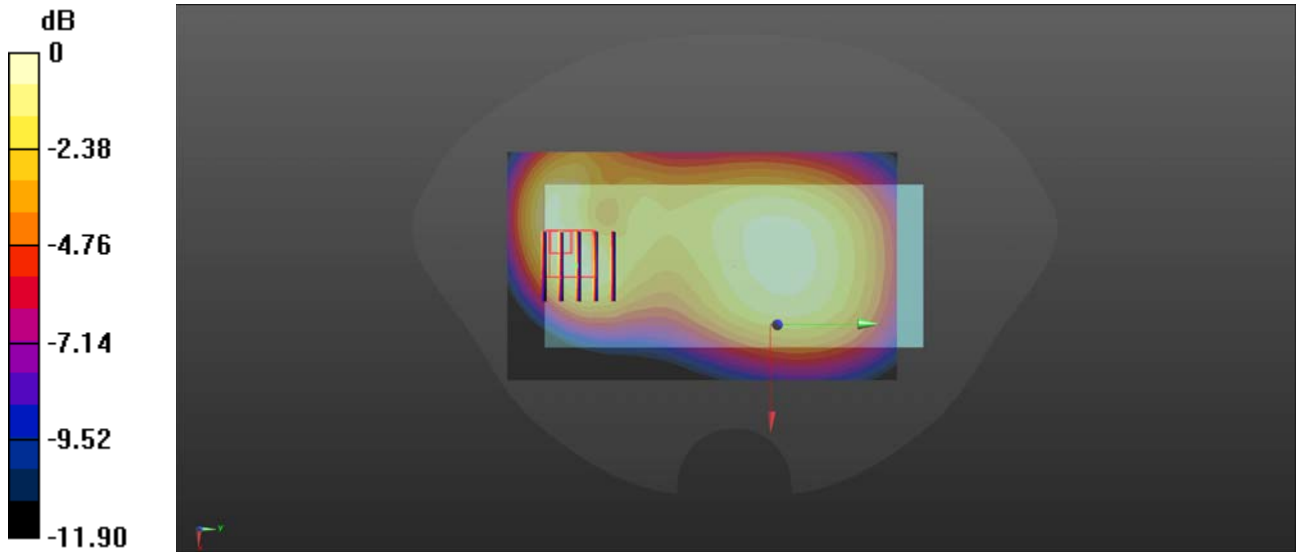

0 dB = 0.266 W/kg = -5.75 dBW/kg

Test Laboratory: Shenzhen Morlab Communications Technology Co., Ltd. Date: 2024.05.31

LTE Band 2_20MHz_QPSK_1RB_0Offset_Back Side_10mm_Ch19100

Communication System: UID 0, LTE (0); Frequency: 1900 MHz;Duty Cycle: 1:1
Medium: HSL_1900 Medium parameters used: f = 1900 MHz; σ = 1.423 S/m; ε_r = 39.933; ρ = 1000 kg/m^3
Ambient Temperature：23.2 ℃; Liquid Temperature：22.3 ℃

DASY5 Configuration:
- Probe: EX3DV4 - SN3823; ConvF(7.66, 7.66, 7.66) @ 1900 MHz; Calibrated: 2023.09.14
- Sensor-Surface: 2mm (Mechanical Surface Detection)
- Electronics: DAE4 Sn480; Calibrated: 2023.09.19
- Phantom: Twin-SAM; Type: QD 000 P41 Ax; Serial: 2020
- Measurement SW: DASY52, Version 52.10 (4); SEMCAD X Version 14.6.14 (7483)

Ch19100/Area Scan (71x81x1): Interpolated grid: dx=1.500 mm, dy=1.500 mm
Maximum value of SAR (interpolated) = 0.976 W/kg

Ch19100/Zoom Scan (5x5x7)/Cube 0: Measurement grid: dx=8mm, dy=8mm, dz=5mm
Reference Value = 12.23 V/m; Power Drift = 0.02 dB
Peak SAR (extrapolated) = 1.23 W/kg
SAR(1 g) = 0.704 W/kg; SAR(10 g) = 0.402 W/kg
Smallest distance from peaks to all points 3 dB below = 12.9 mm
Ratio of SAR at M2 to SAR at M1 = 58.4%
Maximum value of SAR (measured) = 0.928 W/kg

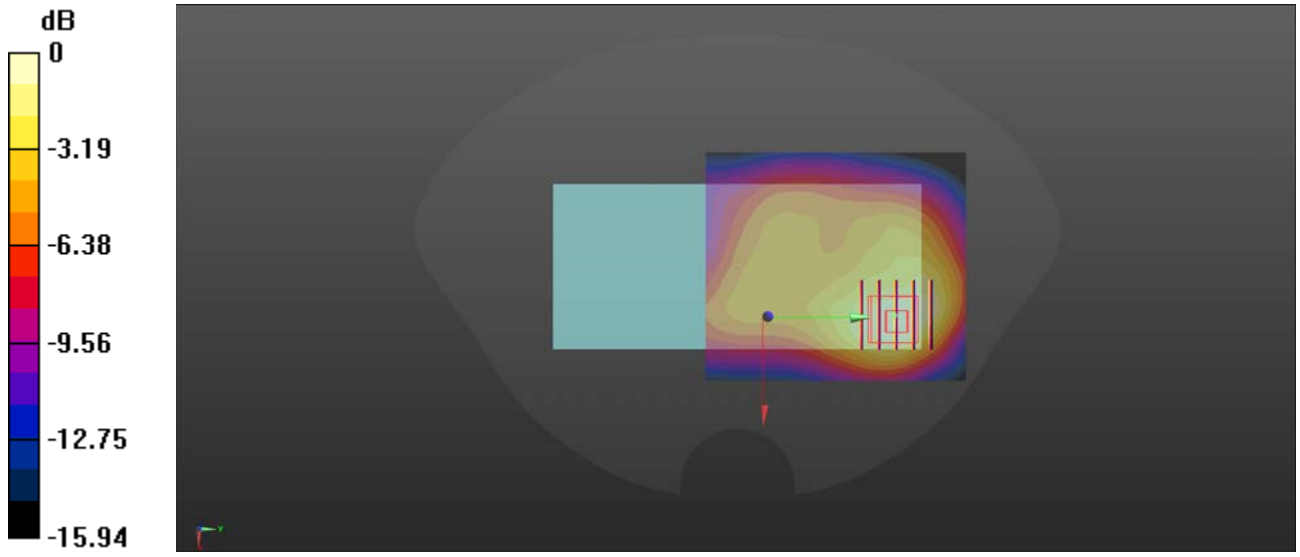

0 dB = 0.928 W/kg

Test Laboratory: Shenzhen Morlab Communications Technology Co., Ltd. Date: 2024.05.31

LTE Band 2_20MHz_QPSK_1RB_0Offset_Top Side_10mm_Ch19100

Communication System: UID 0, LTE (0); Frequency: 1900 MHz;Duty Cycle: 1:1
Medium: HSL_1900 Medium parameters used: f = 1900 MHz; σ = 1.4 S/m; ε_r = 39.933; ρ = 1000 kg/m^3
Ambient Temperature：23.2 ℃; Liquid Temperature：22.3 ℃

DASY5 Configuration:
- Probe: EX3DV4 - SN3823; ConvF(7.66, 7.66, 7.66) @ 1900 MHz; Calibrated: 2023.09.14
- Sensor-Surface: 2mm (Mechanical Surface Detection)
- Electronics: DAE4 Sn480; Calibrated: 2023.09.19
- Phantom: Twin-SAM; Type: QD 000 P41 Ax; Serial: 2020
- Measurement SW: DASY52, Version 52.10 (4); SEMCAD X Version 14.6.14 (7483)

Ch19100/Area Scan (41x81x1): Interpolated grid: dx=1.500 mm, dy=1.500 mm
Maximum value of SAR (interpolated) = 1.13 W/kg

Ch19100/Zoom Scan (5x5x7)/Cube 0: Measurement grid: dx=8mm, dy=8mm, dz=5mm
Reference Value = 24.47 V/m; Power Drift = -0.14 dB
Peak SAR (extrapolated) = 1.44 W/kg
SAR(1 g) = 0.828 W/kg; SAR(10 g) = 0.461 W/kg
Smallest distance from peaks to all points 3 dB below = 10.7 mm
Ratio of SAR at M2 to SAR at M1 = 58.4%
Maximum value of SAR (measured) = 1.17 W/kg

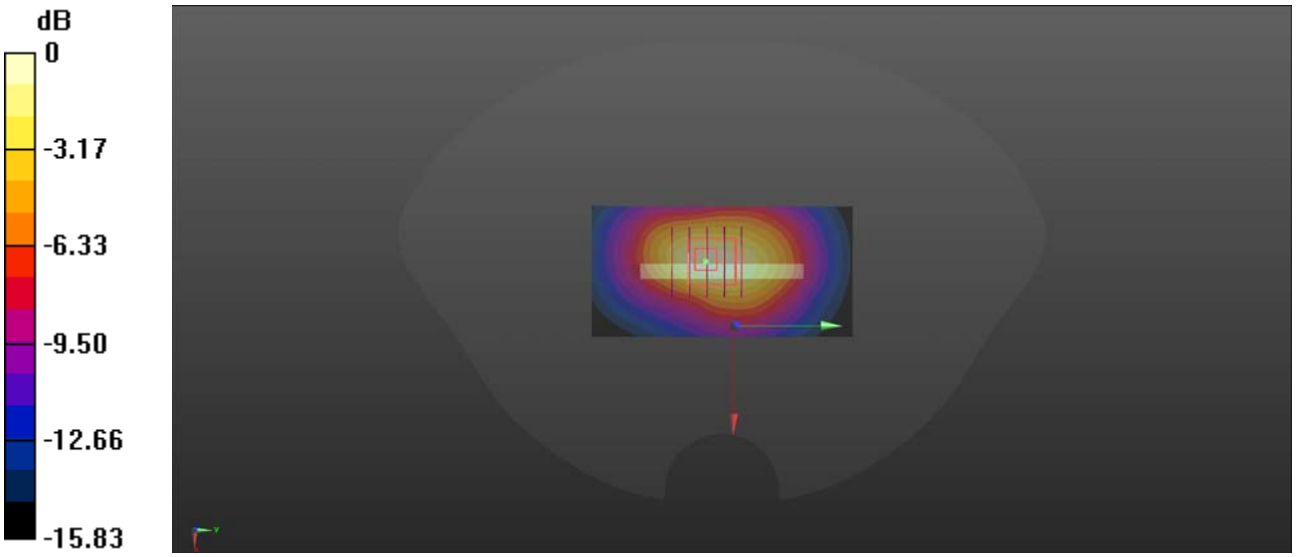

0 dB = 1.17 W/kg

Test Laboratory: Shenzhen Morlab Communications Technology Co., Ltd. Date: 2024.05.21

LTE Band 5_10MHz_QPSK_1RB_0Offset_Back Side_10mm_Ch20525

Communication System: UID 0, LTE (0); Frequency: 836.5 MHz;Duty Cycle: 1:1
Medium: HSL_900 Medium parameters used: f = 836.5 MHz; σ = 0.874 S/m; ε_r = 41.836; ρ = 1000 kg/m^3
Ambient Temperature：23.2 ℃; Liquid Temperature：22.4 ℃

DASY5 Configuration:
- Probe: EX3DV4 - SN3823; ConvF(9.51, 9.51, 9.51) @ 836.5 MHz; Calibrated: 2023.09.14
- Sensor-Surface: 2mm (Mechanical Surface Detection)
- Electronics: DAE4 Sn480; Calibrated: 2023.09.19
- Phantom: Twin-SAM; Type: QD 000 P41 Ax; Serial: 2020
- Measurement SW: DASY52, Version 52.10 (4); SEMCAD X Version 14.6.14 (7483)

Ch20525/Area Scan (71x121x1): Interpolated grid: dx=1.500 mm, dy=1.500 mm
Maximum value of SAR (interpolated) = 0.310 W/kg

Ch20525/Zoom Scan (5x5x7)/Cube 0: Measurement grid: dx=8mm, dy=8mm, dz=5mm
Reference Value = 16.93 V/m; Power Drift = -0.16 dB
Peak SAR (extrapolated) = 0.340 W/kg
SAR(1 g) = 0.268 W/kg; SAR(10 g) = 0.205 W/kg
Smallest distance from peaks to all points 3 dB below: Larger than measurement grid
Ratio of SAR at M2 to SAR at M1 = 78.5%
Maximum value of SAR (measured) = 0.308 W/kg

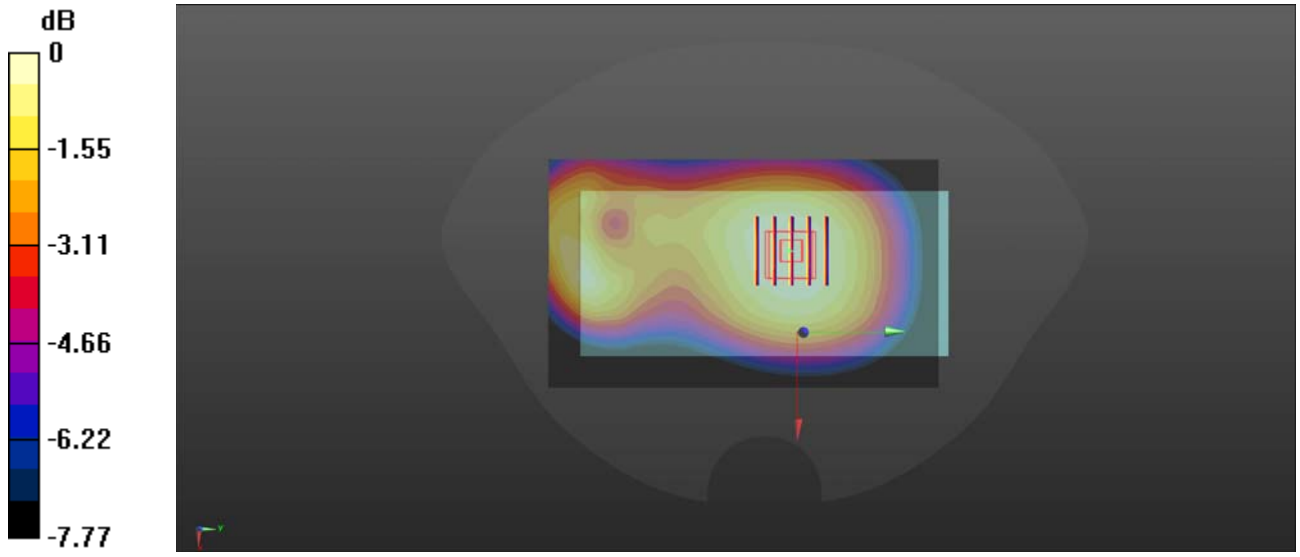

0 dB = 0.308 W/kg

Test Laboratory: Shenzhen Morlab Communications Technology Co., Ltd. Date: 2024.05.22

LTE Band 7_20MHz_QPSK_1RB_0Offset_Back Side_10mm_Ch21100

Communication System: UID 0, LTE (0); Frequency: 2535 MHz;Duty Cycle: 1:1
Medium: HSL_2600 Medium parameters used: f = 2535 MHz; σ = 1.911 S/m; ε_r = 39.089; ρ = 1000 kg/m^3
Ambient Temperature：23.2 ℃; Liquid Temperature：22.4 ℃

DASY5 Configuration:
- Probe: EX3DV4 - SN3823; ConvF(7.22, 7.22, 7.22) @ 2535 MHz; Calibrated: 2023.09.14
- Sensor-Surface: 2mm (Mechanical Surface Detection)
- Electronics: DAE4 Sn480; Calibrated: 2023.09.19
- Phantom: Twin-SAM; Type: QD 000 P41 Ax; Serial: 2020
- Measurement SW: DASY52, Version 52.10 (4); SEMCAD X Version 14.6.14 (7483)

Ch21100/Area Scan (81x101x1): Interpolated grid: dx=1.200 mm, dy=1.200 mm
Maximum value of SAR (interpolated) = 0.842 W/kg

Ch21100/Zoom Scan (7x7x7)/Cube 0: Measurement grid: dx=5mm, dy=5mm, dz=5mm
Reference Value = 3.748 V/m; Power Drift = 0.03 dB
Peak SAR (extrapolated) = 1.04 W/kg
SAR(1 g) = 0.540 W/kg; SAR(10 g) = 0.266 W/kg
Smallest distance from peaks to all points 3 dB below = 9.4 mm
Ratio of SAR at M2 to SAR at M1 = 53.6%
Maximum value of SAR (measured) = 0.792 W/kg

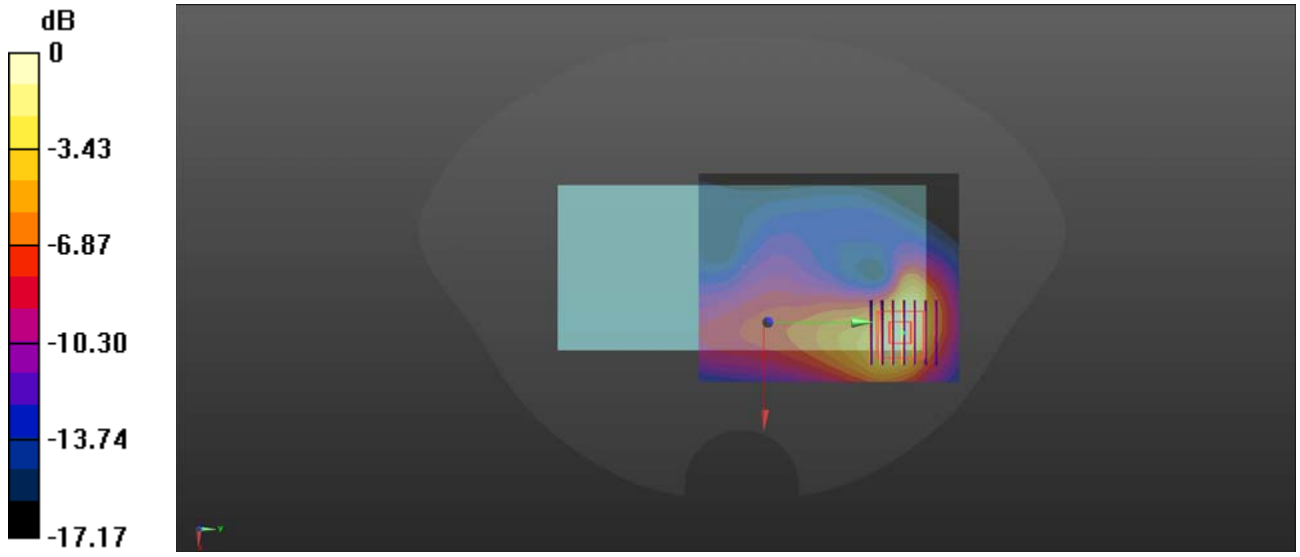

0 dB = 0.792 W/kg

Test Laboratory: Shenzhen Morlab Communications Technology Co., Ltd. Date: 2024.05.22

LTE Band 7_20MHz_QPSK_1RB_0Offset_Top Side_10mm_Ch21350

Communication System: UID 0, LTE (0); Frequency: 2560 MHz;Duty Cycle: 1:1
Medium: HSL_2600 Medium parameters used: f = 2560 MHz; σ = 1.92 S/m; ε_r = 38.9; ρ = 1000 kg/m^3
Ambient Temperature：23.2 ℃; Liquid Temperature：22.4 ℃

DASY5 Configuration:
- Probe: EX3DV4 - SN3823; ConvF(7.04, 7.04, 7.04) @ 2560 MHz; Calibrated: 2023.09.14
- Sensor-Surface: 2mm (Mechanical Surface Detection)
- Electronics: DAE4 Sn480; Calibrated: 2023.09.19
- Phantom: Twin-SAM; Type: QD 000 P41 Ax; Serial: 2020
- Measurement SW: DASY52, Version 52.10 (4); SEMCAD X Version 14.6.14 (7483)

Ch21350/Area Scan (41x91x1): Interpolated grid: dx=1.200 mm, dy=1.200 mm
Maximum value of SAR (interpolated) = 1.50 W/kg

Ch21350/Zoom Scan (7x7x7)/Cube 0: Measurement grid: dx=5mm, dy=5mm, dz=5mm
Reference Value = 7.304 V/m; Power Drift = 0.05 dB
Peak SAR (extrapolated) = 1.75 W/kg
SAR(1 g) = 0.864 W/kg; SAR(10 g) = 0.393 W/kg
Smallest distance from peaks to all points 3 dB below = 8.9 mm
Ratio of SAR at M2 to SAR at M1 = 51%
Maximum value of SAR (measured) = 1.29 W/kg

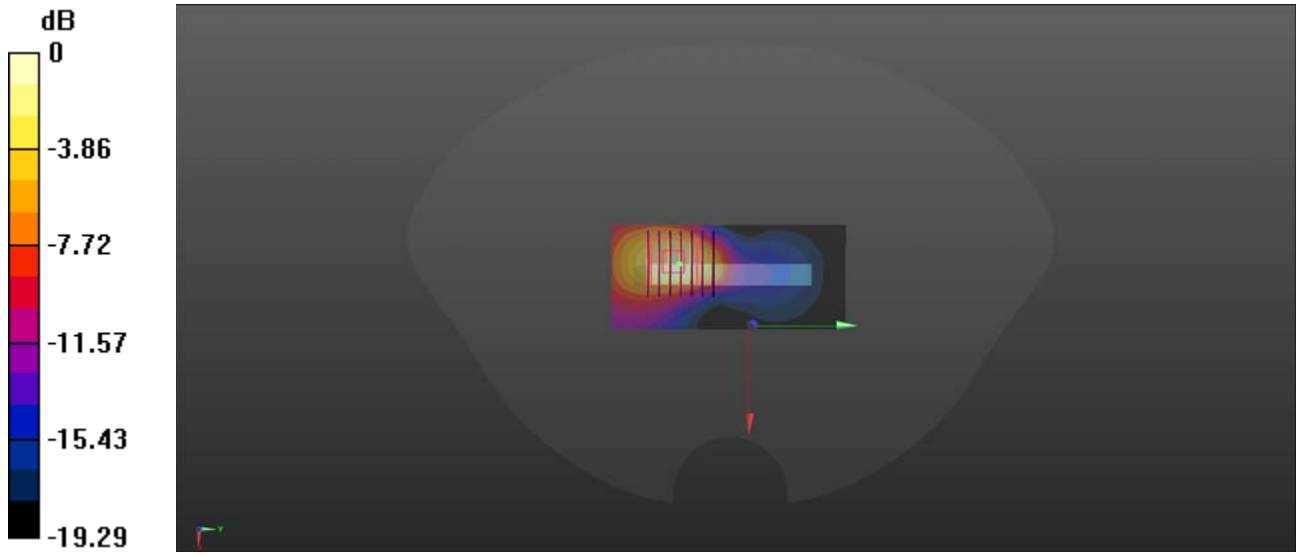

0 dB = 1.29 W/kg

Test Laboratory: Shenzhen Morlab Communications Technology Co., Ltd. Date: 2024.05.24

LTE Band 12_10MHz_QPSK_1RB_0Offset_Back Side_10mm_Ch23095

Communication System: UID 0, LTE (0); Frequency: 707.5 MHz;Duty Cycle: 1:1
Medium: HSL_750 Medium parameters used: f = 707.5 MHz; σ = 0.851 S/m; ε_r = 41.871; ρ = 1000 kg/m^3
Ambient Temperature：23.2 ℃; Liquid Temperature：22.3 ℃

DASY5 Configuration:
- Probe: EX3DV4 - SN3823; ConvF(9.51, 9.51, 9.51) @ 707.5 MHz; Calibrated: 2023.09.14
- Sensor-Surface: 2mm (Mechanical Surface Detection)
- Electronics: DAE4 Sn480; Calibrated: 2023.09.19
- Phantom: Twin-SAM; Type: QD 000 P41 Ax; Serial: 2020
- Measurement SW: DASY52, Version 52.10 (4); SEMCAD X Version 14.6.14 (7483)

Ch23095/Area Scan (71x121x1): Interpolated grid: dx=1.500 mm, dy=1.500 mm
Maximum value of SAR (interpolated) = 0.332 W/kg

Ch23095/Zoom Scan (5x5x7)/Cube 0: Measurement grid: dx=8mm, dy=8mm, dz=5mm
Reference Value = 18.77 V/m; Power Drift = -0.07 dB
Peak SAR (extrapolated) = 0.363 W/kg
SAR(1 g) = 0.288 W/kg; SAR(10 g) = 0.224 W/kg
Smallest distance from peaks to all points 3 dB below: Larger than measurement grid
Ratio of SAR at M2 to SAR at M1 = 79%
Maximum value of SAR (measured) = 0.330 W/kg

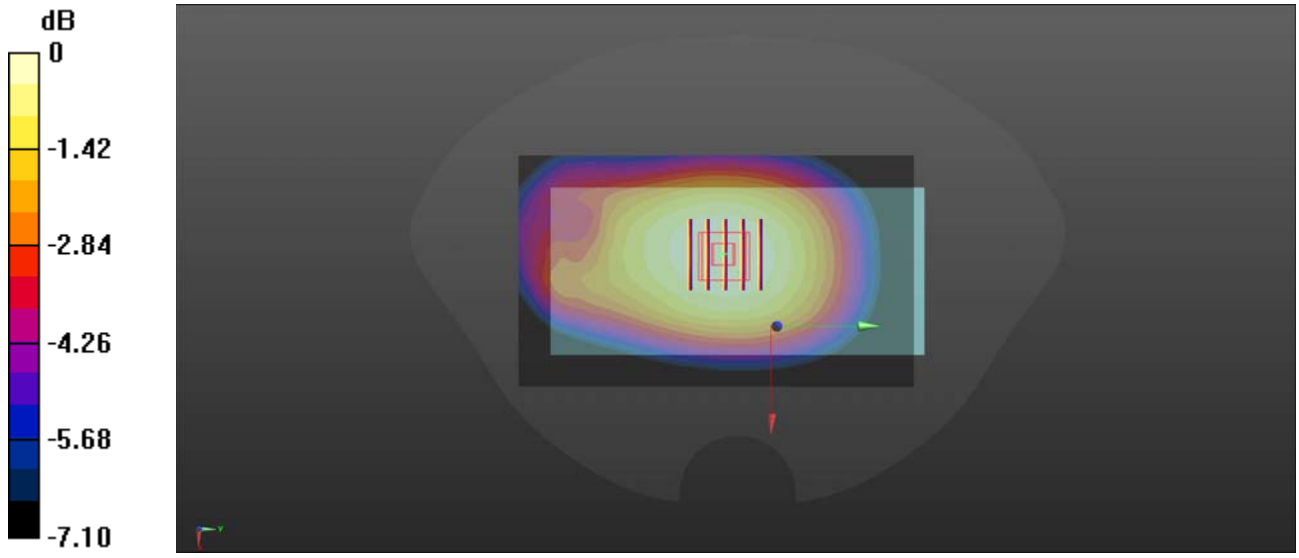

0 dB = 0.330 W/kg

Test Laboratory: Shenzhen Morlab Communications Technology Co., Ltd. Date: 2024.05.26

LTE Band 66_20MHz_QPSK_1RB_0Offset_Back Side_10mm_Ch132322

Communication System: UID 0, LTE (0); Frequency: 1745 MHz;Duty Cycle: 1:1
Medium: HSL_1800 Medium parameters used: f = 1745 MHz; σ = 1.335 S/m; ε_r = 40.938; ρ = 1000 kg/m^3
Ambient Temperature：23.2 ℃; Liquid Temperature：22.1 ℃

DASY5 Configuration:
- Probe: EX3DV4 - SN3823; ConvF(7.93, 7.93, 7.93) @ 1745 MHz; Calibrated: 2023.09.14
- Sensor-Surface: 2mm (Mechanical Surface Detection)
- Electronics: DAE4 Sn480; Calibrated: 2023.09.19
- Phantom: Twin-SAM; Type: QD 000 P41 Ax; Serial: 2020
- Measurement SW: DASY52, Version 52.10 (4); SEMCAD X Version 14.6.14 (7483)

Ch132322/Area Scan (71x81x1): Interpolated grid: dx=1.500 mm, dy=1.500 mm
Maximum value of SAR (interpolated) = 0.730 W/kg

Ch132322/Zoom Scan (5x5x7)/Cube 0: Measurement grid: dx=8mm, dy=8mm, dz=5mm
Reference Value = 9.317 V/m; Power Drift = 0.14 dB
Peak SAR (extrapolated) = 0.898 W/kg
SAR(1 g) = 0.523 W/kg; SAR(10 g) = 0.302 W/kg
Smallest distance from peaks to all points 3 dB below = 12.2 mm
Ratio of SAR at M2 to SAR at M1 = 59.7%
Maximum value of SAR (measured) = 0.675 W/kg

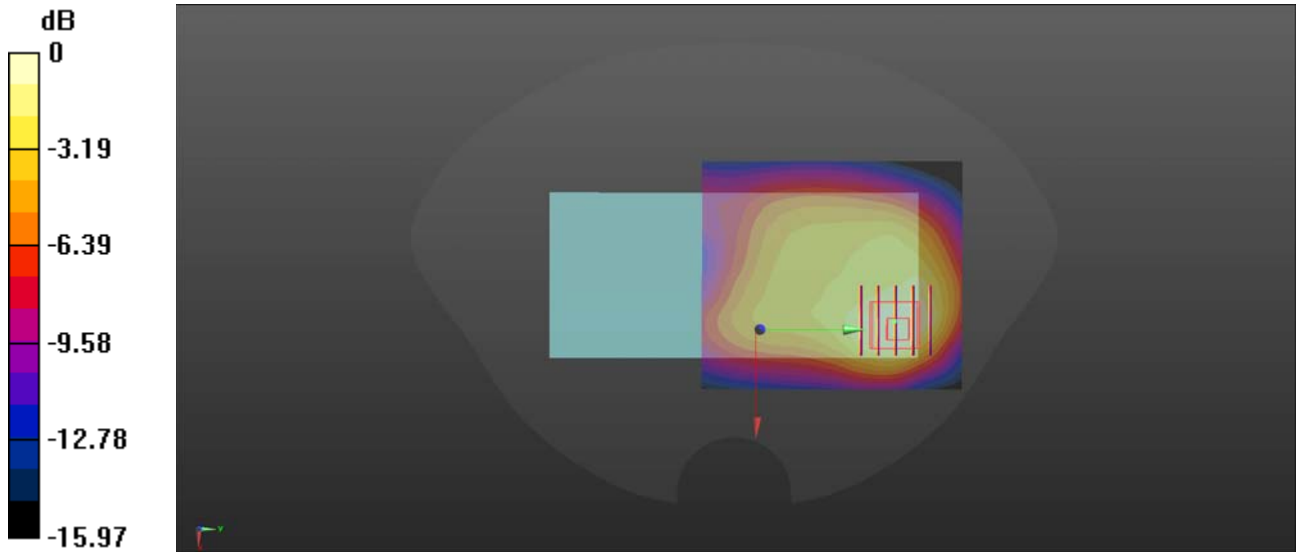

0 dB = 0.675 W/kg

Test Laboratory: Shenzhen Morlab Communications Technology Co., Ltd. Date: 2024.05.26

LTE Band 66_20MHz_QPSK_1RB_0Offset_Top Side_10mm_Ch132322

Communication System: UID 0, LTE (0); Frequency: 1745 MHz;Duty Cycle: 1:1
Medium: HSL_1800 Medium parameters used: f = 1745 MHz; σ = 1.335 S/m; ε_r = 40.938; ρ = 1000 kg/m^3
Ambient Temperature：23.2 ℃; Liquid Temperature：22.1 ℃

DASY5 Configuration:
- Probe: EX3DV4 - SN3823; ConvF(7.93, 7.93, 7.93) @ 1745 MHz; Calibrated: 2023.09.14
- Sensor-Surface: 2mm (Mechanical Surface Detection)
- Electronics: DAE4 Sn480; Calibrated: 2023.09.19
- Phantom: Twin-SAM; Type: QD 000 P41 Ax; Serial: 2020
- Measurement SW: DASY52, Version 52.10 (4); SEMCAD X Version 14.6.14 (7483)

Ch132322/Area Scan (41x81x1): Interpolated grid: dx=1.500 mm, dy=1.500 mm
Maximum value of SAR (interpolated) = 0.969 W/kg

Ch132322/Zoom Scan (5x5x7)/Cube 0: Measurement grid: dx=8mm, dy=8mm, dz=5mm
Reference Value = 23.06 V/m; Power Drift = -0.17 dB
Peak SAR (extrapolated) = 1.15 W/kg
SAR(1 g) = 0.693 W/kg; SAR(10 g) = 0.398 W/kg
Smallest distance from peaks to all points 3 dB below = 11.3 mm
Ratio of SAR at M2 to SAR at M1 = 61.3%
Maximum value of SAR (measured) = 0.927 W/kg

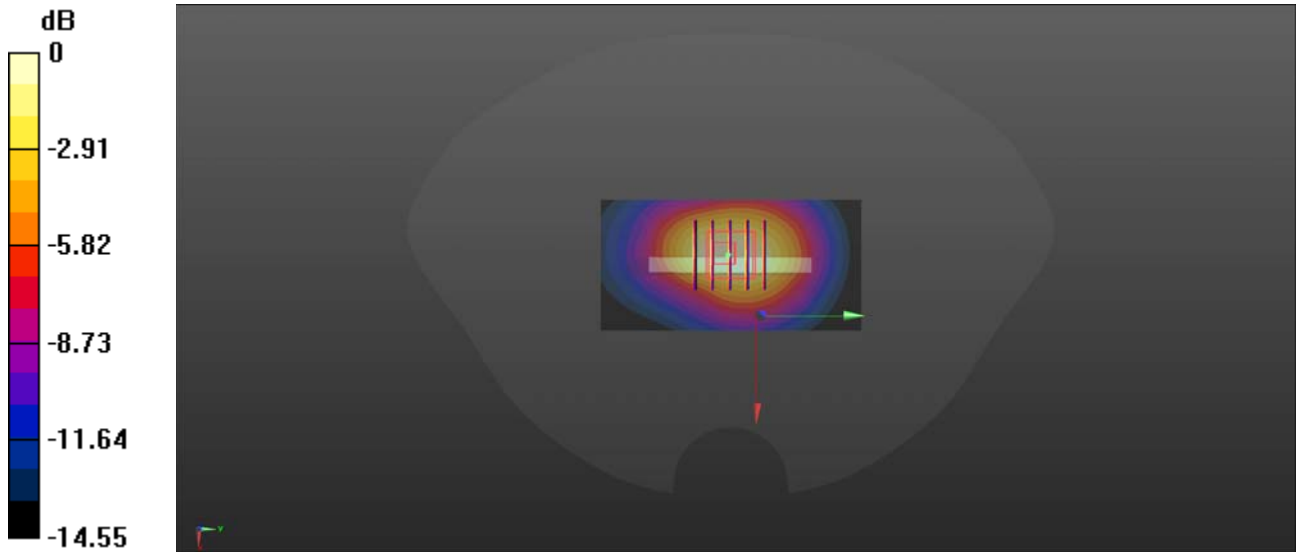

0 dB = 0.927 W/kg

Test Laboratory: Shenzhen Morlab Communications Technology Co., Ltd. Date: 2024.05.25

LTE Band 71_20MHz_QPSK_1RB_0Offset_Back Side_10mm_Ch133322

Communication System: UID 0, LTE (0); Frequency: 683 MHz;Duty Cycle: 1:1
Medium: HSL_750 Medium parameters used: f = 683 MHz; σ = 0.817 S/m; ε_r = 42.3; ρ = 1000 kg/m^3
Ambient Temperature：23.2 ℃; Liquid Temperature：22.2 ℃

DASY5 Configuration:
- Probe: EX3DV4 - SN3823; ConvF(9.51, 9.51, 9.51) @ 683 MHz; Calibrated: 2023.09.14
- Sensor-Surface: 2mm (Mechanical Surface Detection)
- Electronics: DAE4 Sn480; Calibrated: 2023.09.19
- Phantom: Twin-SAM; Type: QD 000 P41 Ax; Serial: 2020
- Measurement SW: DASY52, Version 52.10 (4); SEMCAD X Version 14.6.14 (7483)

Ch133322/Area Scan (71x121x1): Interpolated grid: dx=1.500 mm, dy=1.500 mm
Maximum value of SAR (interpolated) = 0.336 W/kg

Ch133322/Zoom Scan (5x5x7)/Cube 0: Measurement grid: dx=8mm, dy=8mm, dz=5mm
Reference Value = 19.60 V/m; Power Drift = -0.09 dB
Peak SAR (extrapolated) = 0.369 W/kg
SAR(1 g) = 0.294 W/kg; SAR(10 g) = 0.228 W/kg
Smallest distance from peaks to all points 3 dB below: Larger than measurement grid
Ratio of SAR at M2 to SAR at M1 = 79.5%
Maximum value of SAR (measured) = 0.336 W/kg

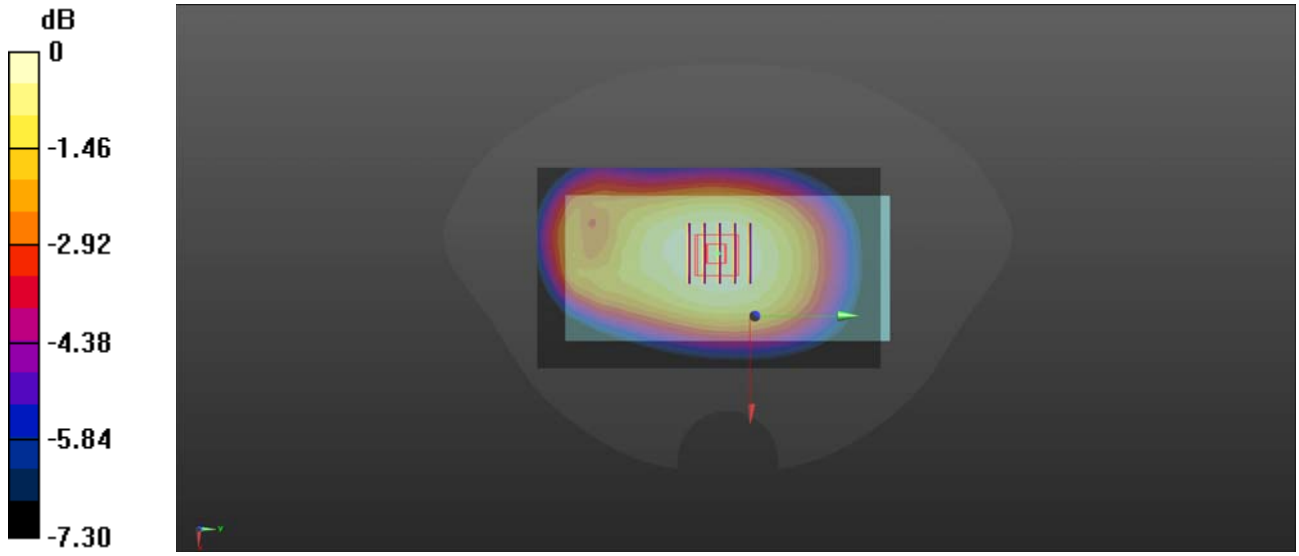

0 dB = 0.336 W/kg

Test Laboratory: Shenzhen Morlab Communications Technology Co., Ltd. Date: 2024.05.20

WLAN 2.4GHz_802.11b 1Mbps_Back Side_10mm_Ch7

Communication System: UID 0, WLAN 2.4GHz 802.11b (0); Frequency: 2442 MHz;Duty Cycle: 1:1.019
Medium: HSL_2450 Medium parameters used: f = 2442 MHz; σ = 1.762 S/m; ε_r = 38.862; ρ = 1000 kg/m^3
Ambient Temperature：23.2 ℃; Liquid Temperature：22.2 ℃

DASY5 Configuration:
- Probe: EX3DV4 - SN3823; ConvF(7.22, 7.22, 7.22) @ 2442 MHz; Calibrated: 2023.09.14
- Sensor-Surface: 2mm (Mechanical Surface Detection)
- Electronics: DAE4 Sn480; Calibrated: 2023.09.19
- Phantom: Twin-SAM; Type: QD 000 P41 Ax; Serial: 2020
- Measurement SW: DASY52, Version 52.10 (4); SEMCAD X Version 14.6.14 (7483)

Ch7/Area Scan (81x101x1): Interpolated grid: dx=1.200 mm, dy=1.200 mm
Maximum value of SAR (interpolated) = 0.233 W/kg

Ch7/Zoom Scan (7x7x7)/Cube 0: Measurement grid: dx=5mm, dy=5mm, dz=5mm
Reference Value = 4.839 V/m; Power Drift = 0.12 dB
Peak SAR (extrapolated) = 0.299 W/kg
SAR(1 g) = 0.172 W/kg; SAR(10 g) = 0.109 W/kg
Smallest distance from peaks to all points 3 dB below = 15.6 mm
Ratio of SAR at M2 to SAR at M1 = 58.6%
Maximum value of SAR (measured) = 0.230 W/kg



0 dB = 0.230 W/kg

Test Laboratory: Shenzhen Morlab Communications Technology Co., Ltd. Date: 2024.05.27

WLAN 5.2GHz_802.11n-HT20 MCS0_Front Side 10mm_Ch36

Communication System: UID 0, WLAN 5GHz (0); Frequency: 5180 MHz;Duty Cycle: 1:1.128
Medium: HSL_5250 Medium parameters used: f = 5180 MHz; σ = 4.634 S/m; ε_r = 36.509; ρ = 1000 kg/m^3
Ambient Temperature：23.2 ℃; Liquid Temperature：22.1 ℃

DASY5 Configuration:
- Probe: EX3DV4 - SN3823; ConvF(5.21, 5.21, 5.21) @ 5180 MHz; Calibrated: 2023.09.14
- Sensor-Surface: 2mm (Mechanical Surface Detection)
- Electronics: DAE4 Sn480; Calibrated: 2023.09.19
- Phantom: Twin-SAM; Type: QD 000 P41 Ax; Serial: 2020
- Measurement SW: DASY52, Version 52.10 (4); SEMCAD X Version 14.6.14 (7483)

Ch36/Area Scan (101x111x1): Interpolated grid: dx=1.000 mm, dy=1.000 mm
Maximum value of SAR (interpolated) = 0.129 W/kg

Ch36/Zoom Scan (8x8x15)/Cube 0: Measurement grid: dx=4mm, dy=4mm, dz=2mm
Reference Value = 0.6130 V/m; Power Drift = 0.15 dB
Peak SAR (extrapolated) = 0.265 W/kg
SAR(1 g) = 0.107 W/kg; SAR(10 g) = 0.067 W/kg
Smallest distance from peaks to all points 3 dB below = 8.9 mm
Ratio of SAR at M2 to SAR at M1 = 70.3%
Maximum value of SAR (measured) = 0.158 W/kg

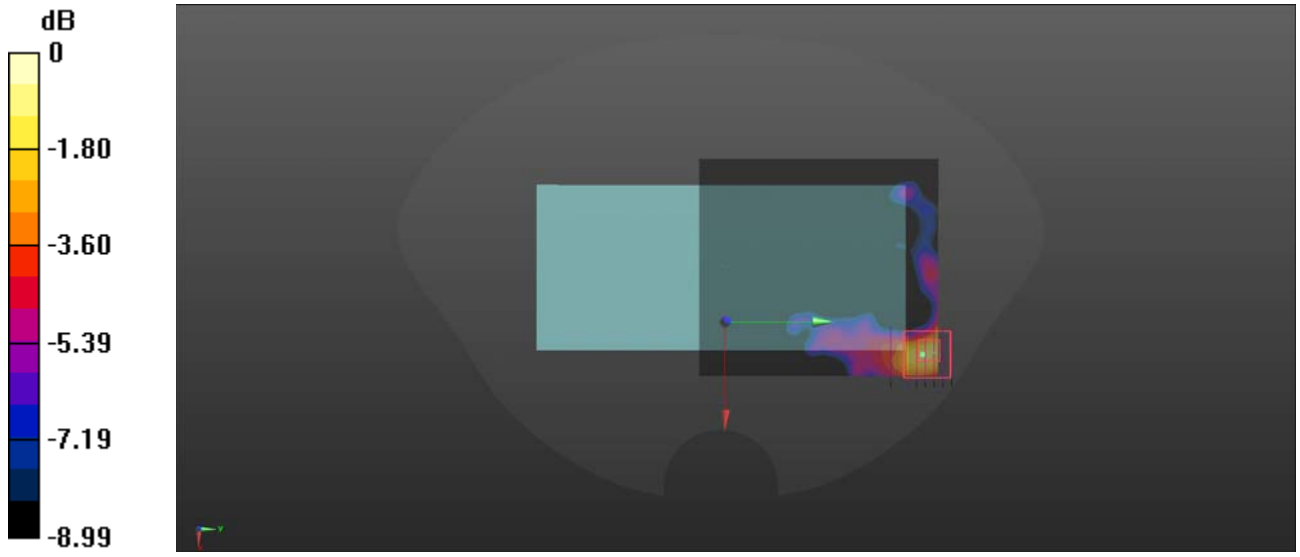

0 dB = 0.158 W/kg

Test Laboratory: Shenzhen Morlab Communications Technology Co., Ltd. Date: 2024.05.27

WLAN 5.2GHz_802.11n-HT20 MCS0_Top Side 10mm_Ch36

Communication System: UID 0, WLAN 5GHz (0); Frequency: 5180 MHz;Duty Cycle: 1:1.128
Medium: HSL_5250 Medium parameters used: f = 5180 MHz; σ = 4.634 S/m; ε_r = 36.509; ρ = 1000 kg/m^3
Ambient Temperature：23.2 ℃; Liquid Temperature：22.1 ℃

DASY5 Configuration:
- Probe: EX3DV4 - SN3823; ConvF(5.21, 5.21, 5.21) @ 5180 MHz; Calibrated: 2023.09.14
- Sensor-Surface: 2mm (Mechanical Surface Detection)
- Electronics: DAE4 Sn480; Calibrated: 2023.09.19
- Phantom: Twin-SAM; Type: QD 000 P41 Ax; Serial: 2020
- Measurement SW: DASY52, Version 52.10 (4); SEMCAD X Version 14.6.14 (7483)

Ch36/Area Scan (41x121x1): Interpolated grid: dx=1.000 mm, dy=1.000 mm
Maximum value of SAR (interpolated) = 0.207 W/kg

Ch36/Zoom Scan (8x8x15)/Cube 0: Measurement grid: dx=4mm, dy=4mm, dz=2mm
Reference Value = 3.491 V/m; Power Drift = 0.04 dB
Peak SAR (extrapolated) = 0.392 W/kg
SAR(1 g) = 0.120 W/kg; SAR(10 g) = 0.066 W/kg
Smallest distance from peaks to all points 3 dB below = 10.1 mm
Ratio of SAR at M2 to SAR at M1 = 61.8%
Maximum value of SAR (measured) = 0.193 W/kg



0 dB = 0.193 W/kg

Test Laboratory: Shenzhen Morlab Communications Technology Co., Ltd. Date: 2024.05.27

WLAN 5.3GHz_802.11a 6Mbps_Front Side 10mm_Ch52

Communication System: UID 0, WLAN 5GHz (0); Frequency: 5260 MHz;Duty Cycle: 1:1.101
Medium: HSL_5250 Medium parameters used: f = 5260 MHz; σ = 4.716 S/m; ε_r = 35.917; ρ = 1000 kg/m^3
Ambient Temperature：23.2 ℃; Liquid Temperature：22.1 ℃

DASY5 Configuration:
- Probe: EX3DV4 - SN3823; ConvF(5.21, 5.21, 5.21) @ 5260 MHz; Calibrated: 2023.09.14
- Sensor-Surface: 2mm (Mechanical Surface Detection)
- Electronics: DAE4 Sn480; Calibrated: 2023.09.19
- Phantom: Twin-SAM; Type: QD 000 P41 Ax; Serial: 2020
- Measurement SW: DASY52, Version 52.10 (4); SEMCAD X Version 14.6.14 (7483)

Ch52/Area Scan (101x111x1): Interpolated grid: dx=1.000 mm, dy=1.000 mm
Maximum value of SAR (interpolated) = 0.224 W/kg

Ch52/Zoom Scan (8x8x15)/Cube 0: Measurement grid: dx=4mm, dy=4mm, dz=2mm
Reference Value = 0 V/m; Power Drift = 0.02 dB
Peak SAR (extrapolated) = 0.295 W/kg
SAR(1 g) = 0.074 W/kg; SAR(10 g) = 0.027 W/kg
Smallest distance from peaks to all points 3 dB below = 2.9 mm
Ratio of SAR at M2 to SAR at M1 = 58.1%
Maximum value of SAR (measured) = 0.136 W/kg

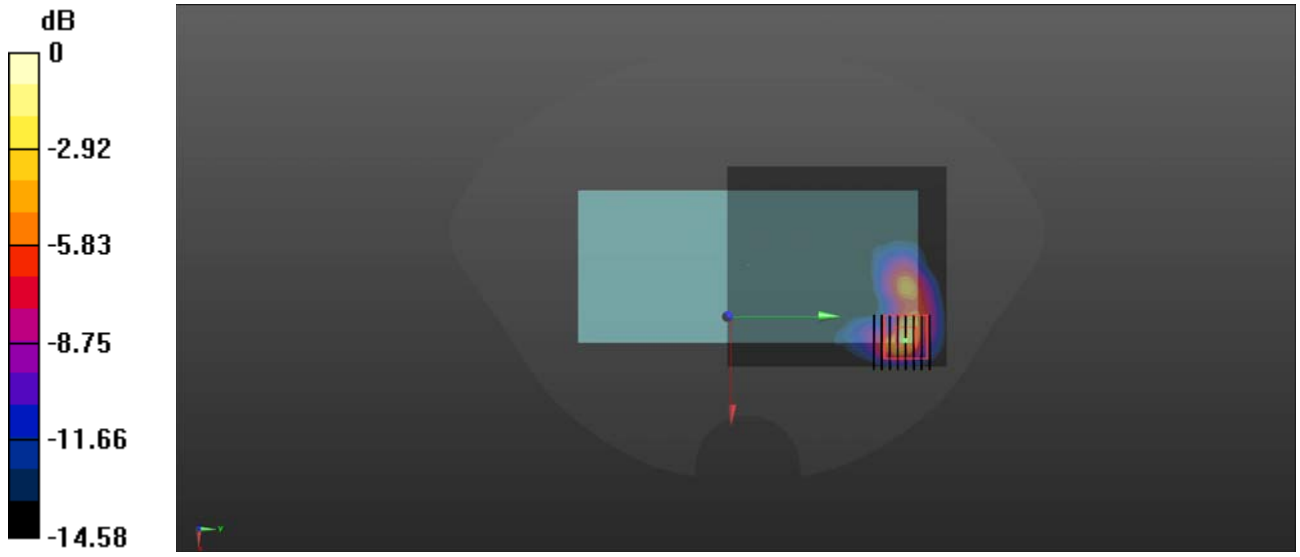

0 dB = 1.43 W/kg = 1.55 dBW/kg

Test Laboratory: Shenzhen Morlab Communications Technology Co., Ltd. Date: 2024.05.28

WLAN 5.5GHz_802.11ac-VHT20 MCS0_Back Side 10mm_Ch100

Communication System: UID 0, WLAN 5GHz (0); Frequency: 5500 MHz;Duty Cycle: 1:1.118
Medium: HSL_5600 Medium parameters used: f = 5500 MHz; σ = 4.963 S/m; ε_r = 35.843; ρ = 1000 kg/m^3
Ambient Temperature：23.2 ℃; Liquid Temperature：22.3 ℃

DASY5 Configuration:
- Probe: EX3DV4 - SN3823; ConvF(4.55, 4.55, 4.55) @ 5500 MHz; Calibrated: 2023.09.14
- Sensor-Surface: 2mm (Mechanical Surface Detection)
- Electronics: DAE4 Sn480; Calibrated: 2023.09.19
- Phantom: Twin-SAM; Type: QD 000 P41 Ax; Serial: 2020
- Measurement SW: DASY52, Version 52.10 (4); SEMCAD X Version 14.6.14 (7483)

Ch100/Area Scan (101x111x1): Interpolated grid: dx=1.000 mm, dy=1.000 mm
Maximum value of SAR (interpolated) = 0.144 W/kg

Ch100/Zoom Scan (8x8x15)/Cube 0: Measurement grid: dx=4mm, dy=4mm, dz=2mm
Reference Value = 1.904 V/m; Power Drift = 0.07 dB
Peak SAR (extrapolated) = 0.302 W/kg
SAR(1 g) = 0.092 W/kg; SAR(10 g) = 0.054 W/kg
Smallest distance from peaks to all points 3 dB below = 9.1 mm
Ratio of SAR at M2 to SAR at M1 = 62.2%
Maximum value of SAR (measured) = 0.143 W/kg

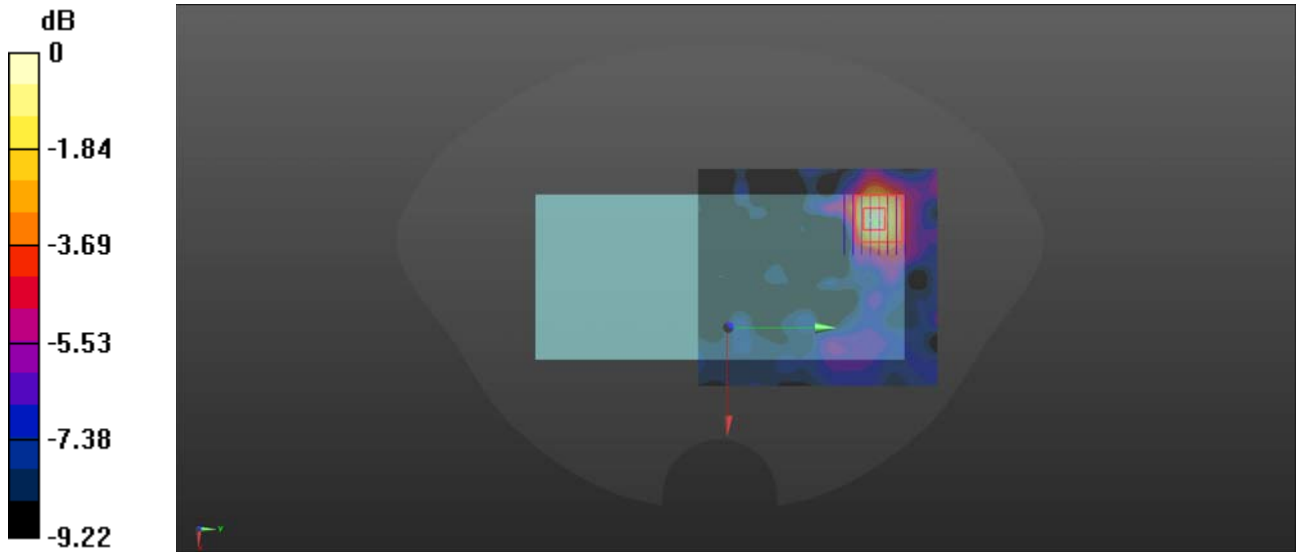

0 dB = 0.143 W/kg

Test Laboratory: Shenzhen Morlab Communications Technology Co., Ltd. Date: 2024.05.29

WLAN 5.8GHz_802.11n-HT40 MCS0_Front Side 10mm_Ch151

Communication System: UID 0, WLAN 5GHz (0); Frequency: 5755 MHz;Duty Cycle: 1:1.155
Medium: HSL_5750 Medium parameters used: f = 5755 MHz; σ = 5.224 S/m; ε_r = 35.351; ρ = 1000 kg/m^3
Ambient Temperature：23.2 ℃; Liquid Temperature：22.1 ℃

DASY5 Configuration:
- Probe: EX3DV4 - SN3823; ConvF(4.62, 4.62, 4.62) @ 5755 MHz; Calibrated: 2023.09.14
- Sensor-Surface: 2mm (Mechanical Surface Detection)
- Electronics: DAE4 Sn480; Calibrated: 2023.09.19
- Phantom: Twin-SAM; Type: QD 000 P41 Ax; Serial: 2020
- Measurement SW: DASY52, Version 52.10 (4); SEMCAD X Version 14.6.14 (7483)

Ch151/Area Scan (101x111x1): Interpolated grid: dx=1.000 mm, dy=1.000 mm
Maximum value of SAR (interpolated) = 0.0742 W/kg

Ch151/Zoom Scan (8x8x15)/Cube 0: Measurement grid: dx=4mm, dy=4mm, dz=2mm
Reference Value = 0 V/m; Power Drift = 0.00 dB
Peak SAR (extrapolated) = 0.107 W/kg
SAR(1 g) = 0.012 W/kg; SAR(10 g) = 0.00278 W/kg
Smallest distance from peaks to all points 3 dB below: Larger than measurement grid
Ratio of SAR at M2 to SAR at M1 = 51.3%
Maximum value of SAR (measured) = 0.0449 W/kg

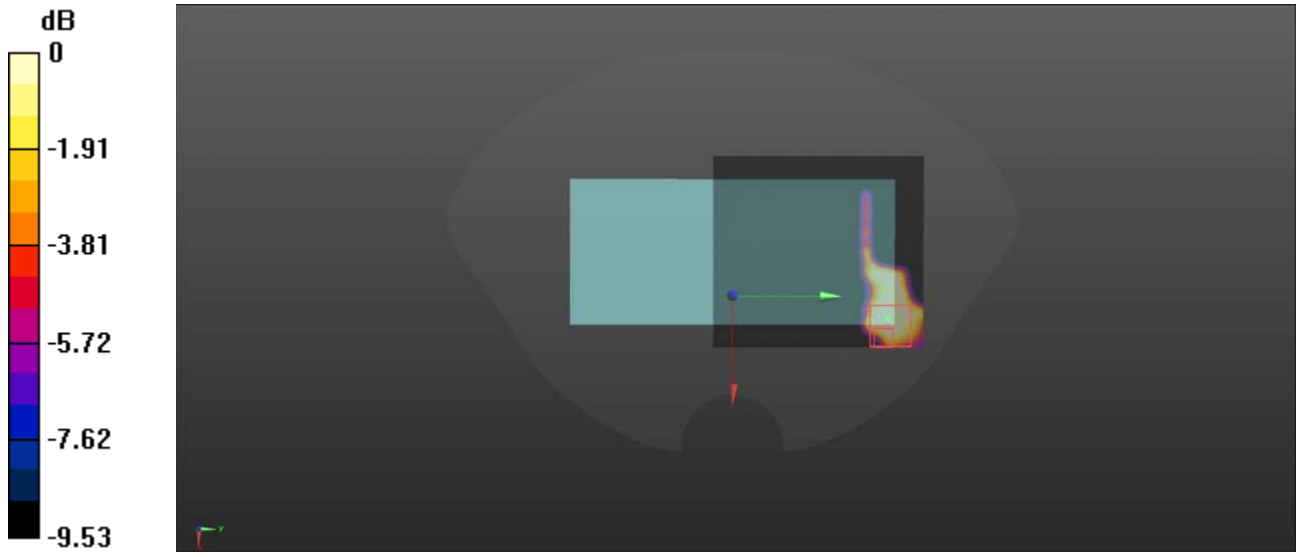

0 dB = 0.0449 W/kg

Test Laboratory: Shenzhen Morlab Communications Technology Co., Ltd. Date: 2024.05.29

WLAN 5.8GHz_802.11n-HT40 MCS0_Top Side 10mm_Ch151

Communication System: UID 0, WLAN 5GHz (0); Frequency: 5755 MHz;Duty Cycle: 1:1.155
Medium: HSL_5750 Medium parameters used: f = 5755 MHz; σ = 5.224 S/m; ε_r = 35.351; ρ = 1000 kg/m^3
Ambient Temperature：23.2 ℃; Liquid Temperature：22.1 ℃

DASY5 Configuration:
- Probe: EX3DV4 - SN3823; ConvF(4.62, 4.62, 4.62) @ 5755 MHz; Calibrated: 2023.09.14
- Sensor-Surface: 2mm (Mechanical Surface Detection)
- Electronics: DAE4 Sn480; Calibrated: 2023.09.19
- Phantom: Twin-SAM; Type: QD 000 P41 Ax; Serial: 2020
- Measurement SW: DASY52, Version 52.10 (4); SEMCAD X Version 14.6.14 (7483)

Ch151/Area Scan (51x121x1): Interpolated grid: dx=1.000 mm, dy=1.000 mm
Maximum value of SAR (interpolated) = 0.120 W/kg

Ch151/Zoom Scan (8x8x15)/Cube 0: Measurement grid: dx=4mm, dy=4mm, dz=2mm
Reference Value = 1.782 V/m; Power Drift = -0.12 dB
Peak SAR (extrapolated) = 0.218 W/kg
SAR(1 g) = 0.067 W/kg; SAR(10 g) = 0.022 W/kg
Smallest distance from peaks to all points 3 dB below = 8 mm
Ratio of SAR at M2 to SAR at M1 = 60%
Maximum value of SAR (measured) = 0.128 W/kg



0 dB = 0.128 W/kg

Test Laboratory: Shenzhen Morlab Communications Technology Co., Ltd. Date: 2024.05.20

Bluetooth_DH5_Back Side_10mm_Ch0

Communication System: UID 0, WLAN 2.4GHz 802.11b (0); Frequency: 2412 MHz;Duty Cycle: 1:1.073
Medium: HSL_2450 Medium parameters used: f = 2412 MHz; σ = 1.762 S/m; ε_r = 38.862; ρ = 1000 kg/m^3
Ambient Temperature：23.2 ℃; Liquid Temperature：22.2 ℃

DASY5 Configuration:
- Probe: EX3DV4 - SN3823; ConvF(7.22, 7.22, 7.22) @ 2412 MHz; Calibrated: 2023.09.14
- Sensor-Surface: 2mm (Mechanical Surface Detection)
- Electronics: DAE4 Sn480; Calibrated: 2023.09.19
- Phantom: Twin-SAM; Type: QD 000 P41 Ax; Serial: 2020
- Measurement SW: DASY52, Version 52.10 (4); SEMCAD X Version 14.6.14 (7483)

Ch1/Area Scan (81x101x1): Interpolated grid: dx=1.200 mm, dy=1.200 mm
Maximum value of SAR (interpolated) = 0.0275 W/kg

Ch1/Zoom Scan (7x7x7)/Cube 0: Measurement grid: dx=5mm, dy=5mm, dz=5mm
Reference Value = 1.973 V/m; Power Drift = 0.12 dB
Peak SAR (extrapolated) = 0.0350 W/kg
SAR(1 g) = 0.023 W/kg; SAR(10 g) = 0.017 W/kg
Smallest distance from peaks to all points 3 dB below: Larger than measurement grid
Ratio of SAR at M2 to SAR at M1 = 73.4%
Maximum value of SAR (measured) = 0.0282 W/kg

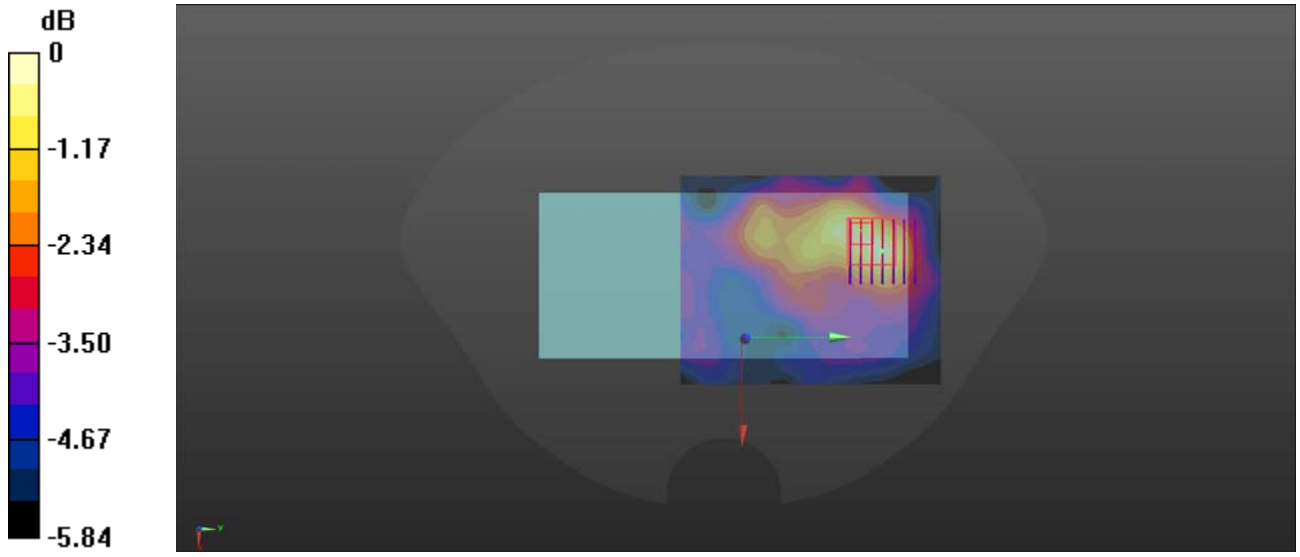

0 dB = 0.0282 W/kg

Test Laboratory: Shenzhen Morlab Communications Technology Co., Ltd. Date: 2024.05.27

WLAN 5.3GHz_802.11a 6Mbps_Front Side 0mm_Ch52

Communication System: UID 0, WLAN 5GHz (0); Frequency: 5260 MHz;Duty Cycle: 1:1.101
Medium: HSL_5250 Medium parameters used: f = 5260 MHz; σ = 4.716 S/m; ε_r = 35.917; ρ = 1000 kg/m^3
Ambient Temperature：23.2 ℃; Liquid Temperature：22.1 ℃

DASY5 Configuration:
- Probe: EX3DV4 - SN3823; ConvF(5.21, 5.21, 5.21) @ 5260 MHz; Calibrated: 2023.09.14
- Sensor-Surface: 2mm (Mechanical Surface Detection)
- Electronics: DAE4 Sn480; Calibrated: 2023.09.19
- Phantom: Twin-SAM; Type: QD 000 P41 Ax; Serial: 2020
- Measurement SW: DASY52, Version 52.10 (4); SEMCAD X Version 14.6.14 (7483)

Ch52/Area Scan (101x111x1): Interpolated grid: dx=1.000 mm, dy=1.000 mm
Maximum value of SAR (interpolated) = 0.924 W/kg

Ch52/Zoom Scan (8x8x15)/Cube 0: Measurement grid: dx=4mm, dy=4mm, dz=2mm
Reference Value = 0 V/m; Power Drift = 0.09 dB
Peak SAR (extrapolated) = 3.29 W/kg
SAR(1 g) = 0.599 W/kg; SAR(10 g) = 0.148 W/kg
Smallest distance from peaks to all points 3 dB below = 3.4 mm
Ratio of SAR at M2 to SAR at M1 = 52.5%
Maximum value of SAR (measured) = 1.43 W/kg

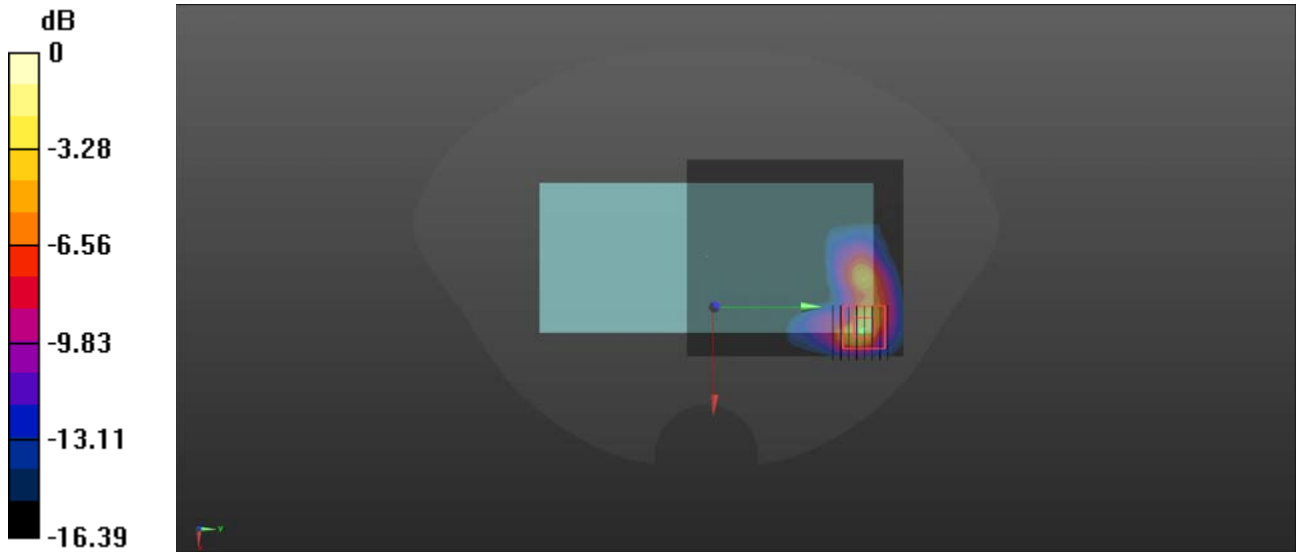

0 dB = 1.43 W/kg

Test Laboratory: Shenzhen Morlab Communications Technology Co., Ltd. Date: 2024.05.28

WLAN 5.5GHz_802.11ac-VHT20 MCS0_Back Side 0mm_Ch100

Communication System: UID 0, WLAN 5GHz (0); Frequency: 5500 MHz;Duty Cycle: 1:1.118
Medium: HSL_5600 Medium parameters used: f = 5500 MHz; σ = 4.963 S/m; ε_r = 35.843; ρ = 1000 kg/m^3
Ambient Temperature：23.2 ℃; Liquid Temperature：22.3 ℃

DASY5 Configuration:
- Probe: EX3DV4 - SN3823; ConvF(4.55, 4.55, 4.55) @ 5500 MHz; Calibrated: 2023.09.14
- Sensor-Surface: 2mm (Mechanical Surface Detection)
- Electronics: DAE4 Sn480; Calibrated: 2023.09.19
- Phantom: Twin-SAM; Type: QD 000 P41 Ax; Serial: 2020
- Measurement SW: DASY52, Version 52.10 (4); SEMCAD X Version 14.6.14 (7483)

Ch100/Area Scan (101x111x1): Interpolated grid: dx=1.000 mm, dy=1.000 mm
Maximum value of SAR (interpolated) = 2.32 W/kg

Ch100/Zoom Scan (8x8x15)/Cube 0: Measurement grid: dx=4mm, dy=4mm, dz=2mm
Reference Value = 0 V/m; Power Drift = 0.07 dB
Peak SAR (extrapolated) = 4.14 W/kg
SAR(1 g) = 0.878 W/kg; SAR(10 g) = 0.224 W/kg
Smallest distance from peaks to all points 3 dB below = 4.5 mm
Ratio of SAR at M2 to SAR at M1 = 54.1%
Maximum value of SAR (measured) = 1.90 W/kg

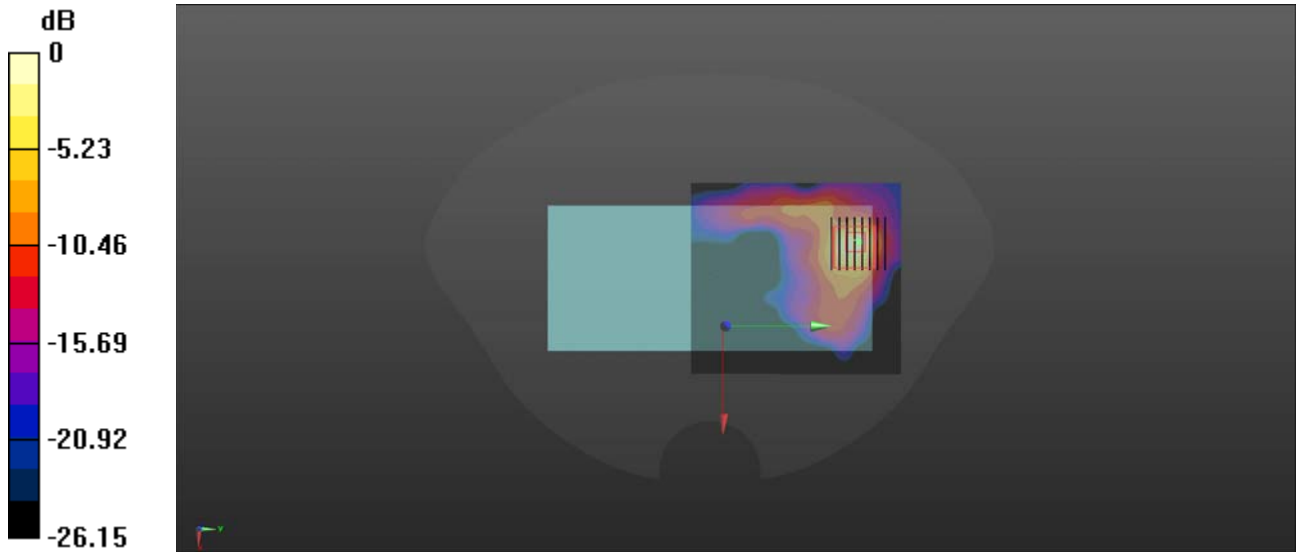

0 dB = 1.90 W/kg