Annex C Plots of T-Coil Test Results

T-Coil Signal Test Report

Measurement performed on June 12, 2024 at 19:44

Device Under Test

Manufacturer	Model	Dimensions [mm]	Speaker Position [mm]
		146.2 x 71.8 x 7.5	144.3

Hardware Setup

Probe Name	Probe Calibration Date	DAE Name	DAE Calibration Date
AM1DV3 - 1048	June 04, 2024	DAE4 Sn480	September 19, 2023

Communication Systems

Band Name	Communication Systems Name	Channel	Frequency [MHz]
GSM 850	GSM-FDD (TDMA, GMSK)	189	836.4

Grid Settings

Extent X [mm]	Extent Y [mm]	Step X [mm]	Step Y [mm]	Distance [mm]
52.0	52.0	4.0	4.0	10.0

Results

Audio File	Measurement Duration [s]	Margin Upper Bound [dB]	Margin Lower Bound [dB]
48k_voice_300-3000_2s.wav	2.0	1.4	1.45

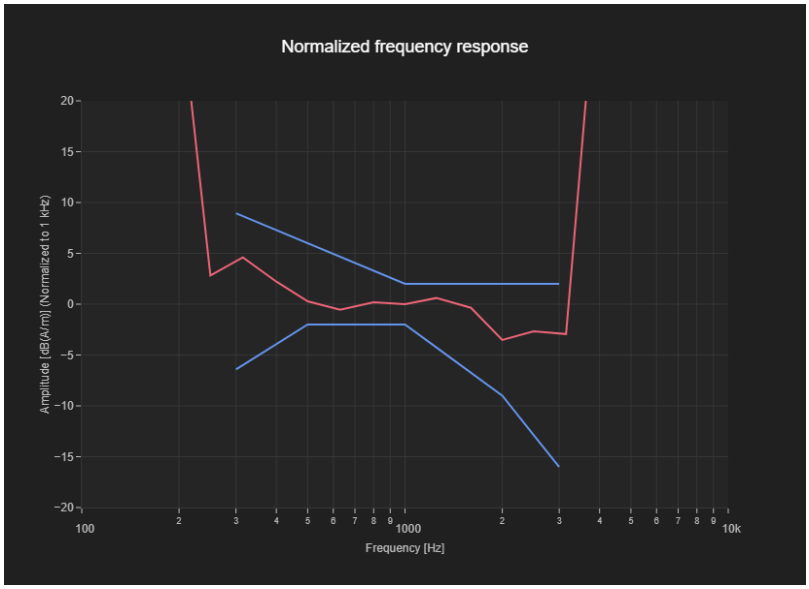

T-Coil Coupling Mode Test Report

Results

Primary Group Contiguous Point Count	Secondary Group Point Count	Secondary Group Max Longitudinal	Secondary Group Max Transverse
30	159	12	26

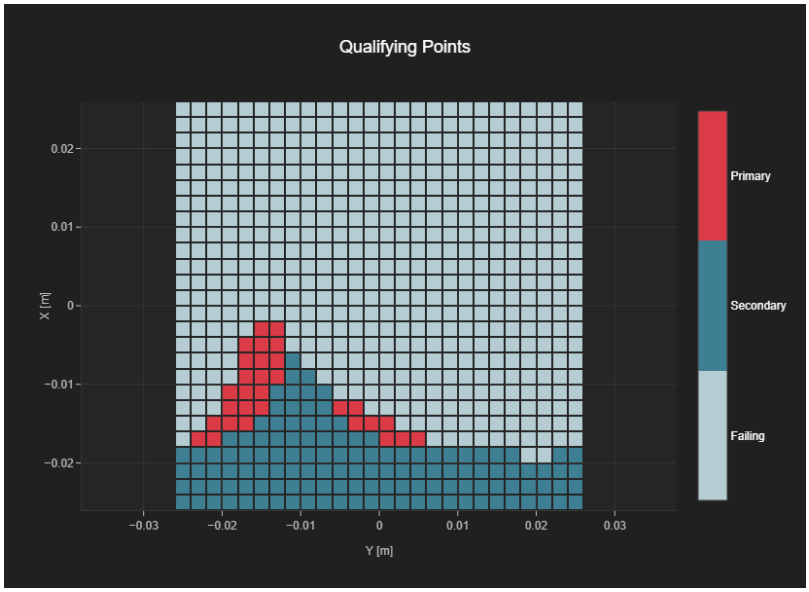

T-Coil Signal Test Report

Measurement performed on June 12, 2024 at 19:44

Device Under Test

Manufacturer	Model	Dimensions [mm]	Speaker Position [mm]
		146.2 x 71.8 x 7.5	144.3

Hardware Setup

Probe Name	Probe Calibration Date	DAE Name	DAE Calibration Date
AM1DV3 - 1048	June 04, 2024	DAE4 Sn480	September 19, 2023

Communication Systems

Band Name	Communication Systems Name	Channel	Frequency [MHz]
GSM 850	GSM-FDD (TDMA, GMSK)	189	836.4

Grid Settings

Extent X [mm]	Extent Y [mm]	Step X [mm]	Step Y [mm]	Distance [mm]
52.0	52.0	4.0	4.0	10.0

Results

Audio File	Measurement Duration [s]	Gain [dB]	Hmax [dB(A/m)]
48k_voice_1kHz_1s.wav	2.0	-12.05	-0.59

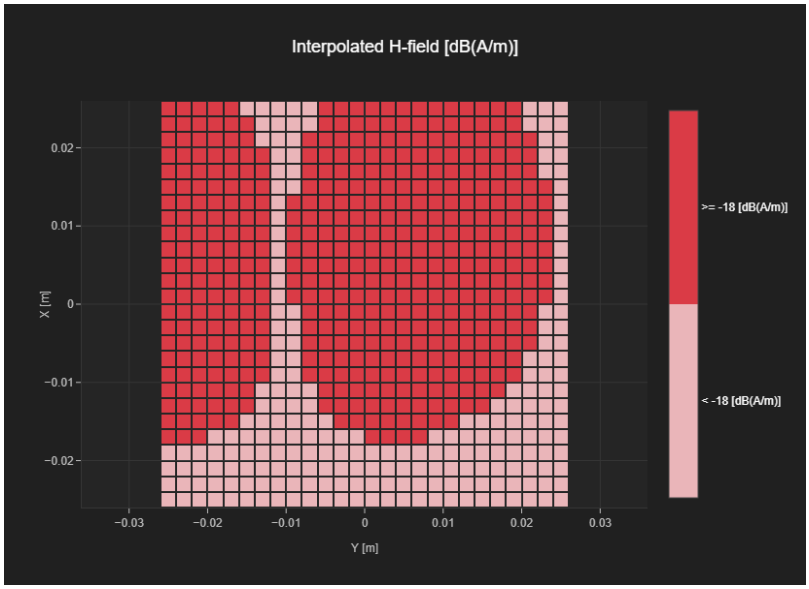

T-Coil Noise Test Report

Measurement performed on June 12, 2024 at 19:14

Device Under Test

Manufacturer	Model	Dimensions [mm]	Speaker Position [mm]
		146.2 x 71.8 x 7.5	144.3

Hardware Setup

Probe Name	Probe Calibration Date	DAE Name	DAE Calibration Date
AM1DV3 - 1048	June 04, 2024	DAE4 Sn480	September 19, 2023

Communication Systems

Band Name	Communication Systems Name	Channel	Frequency [MHz]
GSM 850	GSM-FDD (TDMA, GMSK)	189	836.4

Grid Settings

Extent X [mm]	Extent Y [mm]	Step X [mm]	Step Y [mm]	Distance [mm]
52.0	52.0	4.0	4.0	10.0

Results

Secondary Group Point Count	Secondary Group Max Longitudinal	Secondary Group Max Transverse	Hmax [dB(A/m)]
159	12	26	-6.13

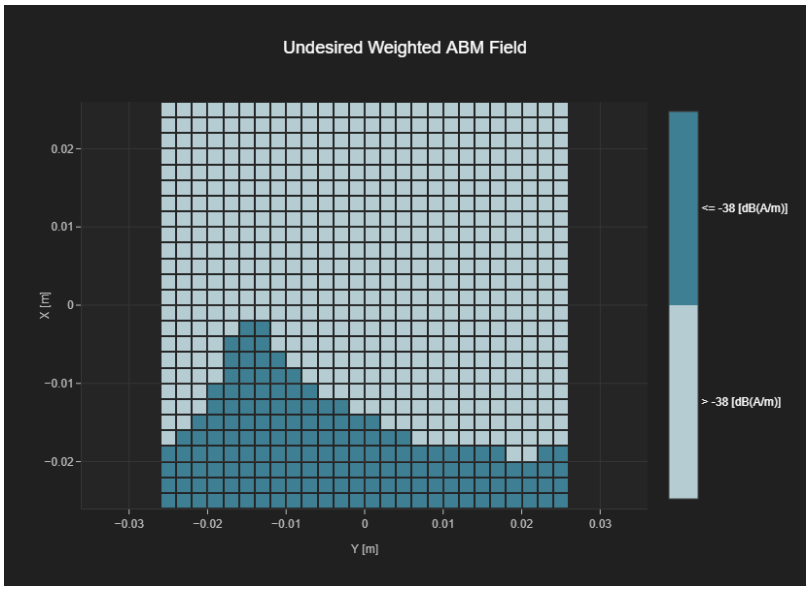

T-Coil Signal Test Report

Measurement performed on June 13, 2024 at 10:48

Device Under Test

Manufacturer	Model	Dimensions [mm]	Speaker Position [mm]
		146.2 x 71.8 x 7.5	144.3

Hardware Setup

Probe Name	Probe Calibration Date	DAE Name	DAE Calibration Date
AM1DV3 - 1048	June 04, 2024	DAE4 Sn480	September 19, 2023

Communication Systems

Band Name	Communication Systems Name	Channel	Frequency [MHz]
PCS 1900	GSM-FDD (TDMA, GMSK)	661	1880.0

Grid Settings

Extent X [mm]	Extent Y [mm]	Step X [mm]	Step Y [mm]	Distance [mm]
52.0	52.0	4.0	4.0	10.0

Results

Audio File	Measurement Duration [s]	Margin Upper Bound [dB]	Margin Lower Bound [dB]
48k_voice_300-3000_2s.wav	2.0	1.71	1.17

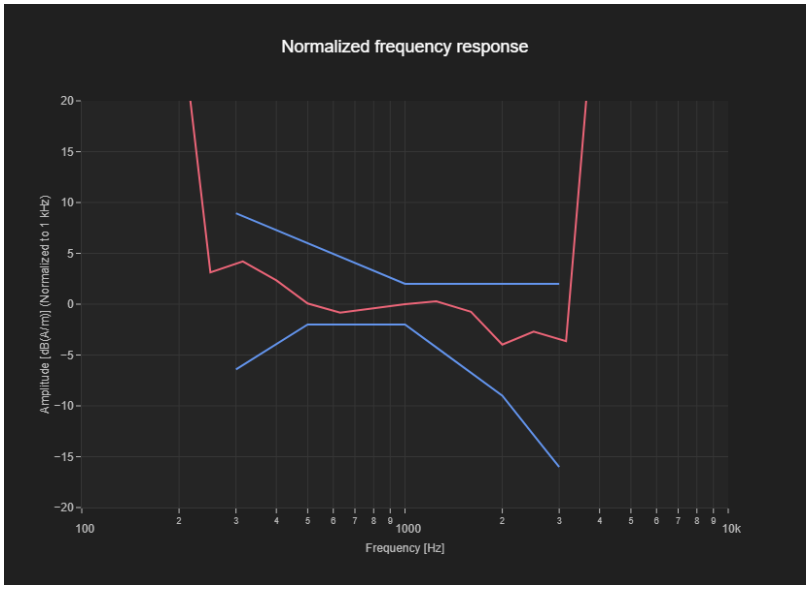

T-Coil Coupling Mode Test Report

Results

Primary Group Contiguous Point Count	Secondary Group Point Count	Secondary Group Max Longitudinal	Secondary Group Max Transverse
30	183	13	26

T-Coil Signal Test Report

Measurement performed on June 13, 2024 at 10:48

Device Under Test

Manufacturer	Model	Dimensions [mm]	Speaker Position [mm]
		146.2 x 71.8 x 7.5	144.3

Hardware Setup

Probe Name	Probe Calibration Date	DAE Name	DAE Calibration Date
AM1DV3 - 1048	June 04, 2024	DAE4 Sn480	September 19, 2023

Communication Systems

Band Name	Communication Systems Name	Channel	Frequency [MHz]
PCS 1900	GSM-FDD (TDMA, GMSK)	661	1880.0

Grid Settings

Extent X [mm]	Extent Y [mm]	Step X [mm]	Step Y [mm]	Distance [mm]
52.0	52.0	4.0	4.0	10.0

Results

Audio File	Measurement Duration [s]	Gain [dB]	Hmax [dB(A/m)]
48k_voice_1kHz_1s.wav	2.0	-12.06	-0.81

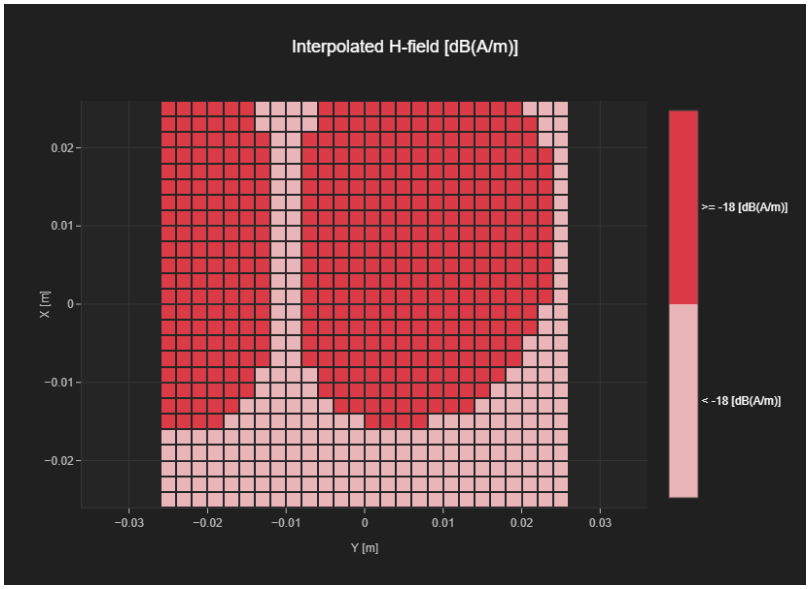

T-Coil Noise Test Report

Measurement performed on June 13, 2024 at 10:58

Device Under Test

Manufacturer	Model	Dimensions [mm]	Speaker Position [mm]
		146.2 x 71.8 x 7.5	144.3

Hardware Setup

Probe Name	Probe Calibration Date	DAE Name	DAE Calibration Date
AM1DV3 - 1048	June 04, 2024	DAE4 Sn480	September 19, 2023

Communication Systems

Band Name	Communication Systems Name	Channel	Frequency [MHz]
PCS 1900	GSM-FDD (TDMA, GMSK)	661	1880.0

Grid Settings

Extent X [mm]	Extent Y [mm]	Step X [mm]	Step Y [mm]	Distance [mm]
52.0	52.0	4.0	4.0	10.0

Results

Secondary Group Point Count	Secondary Group Max Longitudinal	Secondary Group Max Transverse	Hmax [dB(A/m)]
183	13	26	-7.43

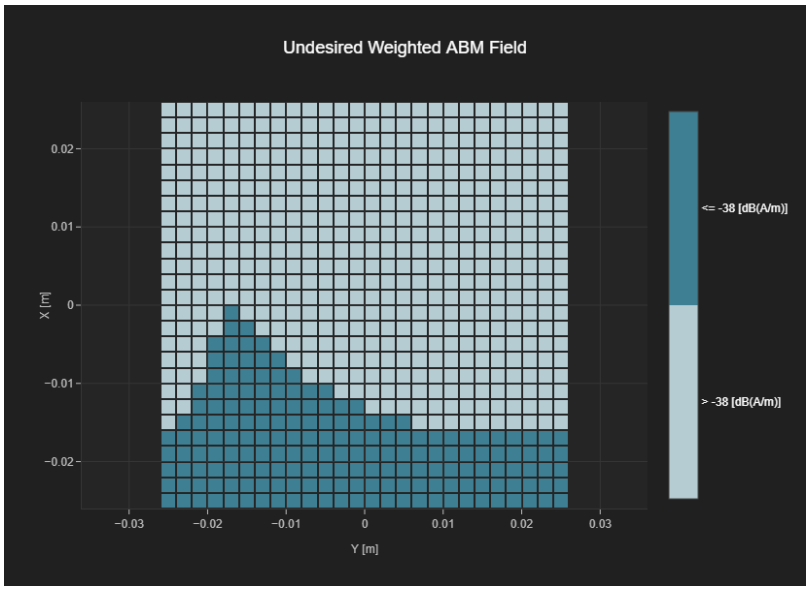

T-Coil Signal Test Report

Measurement performed on June 13, 2024 at 15:45

Device Under Test

Manufacturer	Model	Dimensions [mm]	Speaker Position [mm]
		146.2 x 71.8 x 7.5	144.3

Hardware Setup

Probe Name	Probe Calibration Date	DAE Name	DAE Calibration Date
AM1DV3 - 1048	June 04, 2024	DAE4 Sn480	September 19, 2023

Communication Systems

Band Name	Communication Systems Name	Channel	Frequency [MHz]
Band 2, UTRA/FDD	UMTS-FDD (WCDMA, AMR)	9400	1880.0

Grid Settings

Extent X [mm]	Extent Y [mm]	Step X [mm]	Step Y [mm]	Distance [mm]
52.0	52.0	4.0	4.0	10.0

Results

Audio File	Measurement Duration [s]	Margin Upper Bound [dB]	Margin Lower Bound [dB]
48k_voice_300-3000_2s.wav	2.0	1.85	1.32

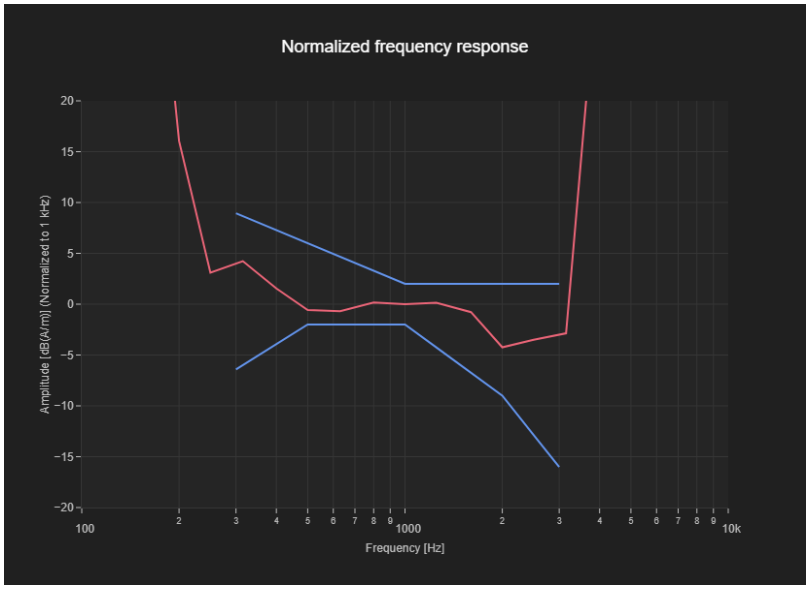

T-Coil Coupling Mode Test Report

Results

Primary Group Contiguous Point Count	Secondary Group Point Count	Secondary Group Max Longitudinal	Secondary Group Max Transverse
364	600	25	26

T-Coil Signal Test Report

Measurement performed on June 13, 2024 at 15:45

Device Under Test

Manufacturer	Model	Dimensions [mm]	Speaker Position [mm]
		146.2 x 71.8 x 7.5	144.3

Hardware Setup

Probe Name	Probe Calibration Date	DAE Name	DAE Calibration Date
AM1DV3 - 1048	June 04, 2024	DAE4 Sn480	September 19, 2023

Communication Systems

Band Name	Communication Systems Name	Channel	Frequency [MHz]
Band 2, UTRA/FDD	UMTS-FDD (WCDMA, AMR)	9400	1880.0

Grid Settings

Extent X [mm]	Extent Y [mm]	Step X [mm]	Step Y [mm]	Distance [mm]
52.0	52.0	4.0	4.0	10.0

Results

Audio File	Measurement Duration [s]	Gain [dB]	Hmax [dB(A/m)]
48k_voice_1kHz_1s.wav	2.0	-12.06	-0.65

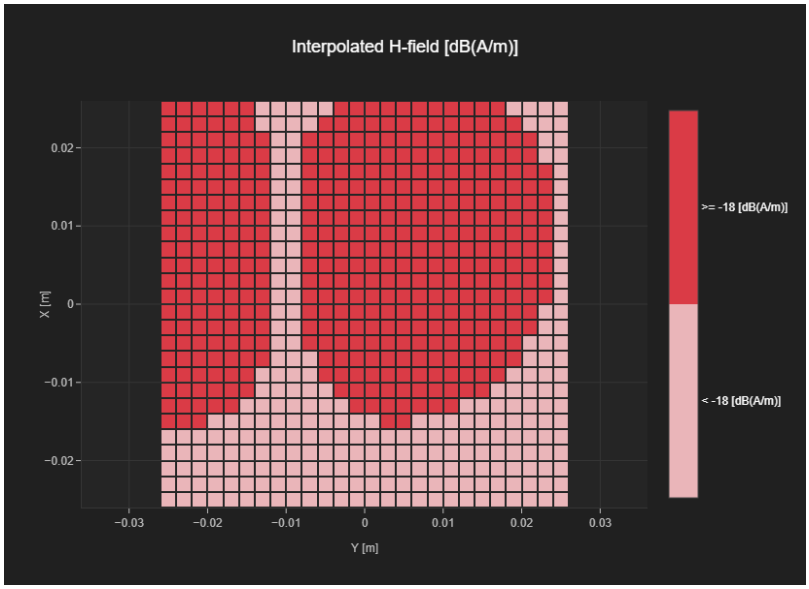

T-Coil Noise Test Report

Measurement performed on June 13, 2024 at 15:56

Device Under Test

Manufacturer	Model	Dimensions [mm]	Speaker Position [mm]
		146.2 x 71.8 x 7.5	144.3

Hardware Setup

Probe Name	Probe Calibration Date	DAE Name	DAE Calibration Date
AM1DV3 - 1048	June 04, 2024	DAE4 Sn480	September 19, 2023

Communication Systems

Band Name	Communication Systems Name	Channel	Frequency [MHz]
Band 2, UTRA/FDD	UMTS-FDD (WCDMA, AMR)	9400	1880.0

Grid Settings

Extent X [mm]	Extent Y [mm]	Step X [mm]	Step Y [mm]	Distance [mm]
52.0	52.0	4.0	4.0	10.0

Results

Secondary Group Point Count	Secondary Group Max Longitudinal	Secondary Group Max Transverse	Hmax [dB(A/m)]
600	25	26	-25.3

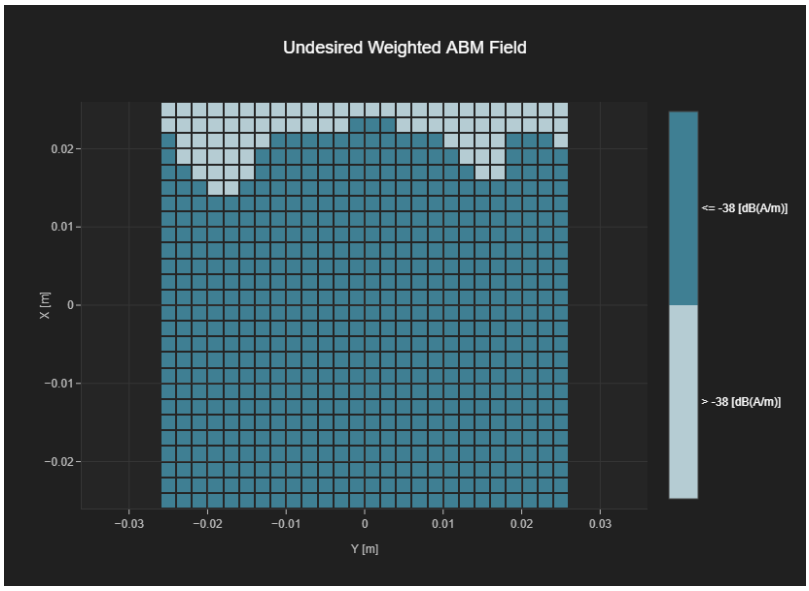

REPORT No.: SZ24040089S04

T-Coil Signal Test Report

Measurement performed on June 13, 2024 at 16:34

Device Under Test

Manufacturer	Model	Dimensions [mm]	Speaker Position [mm]
		146.2 x 71.8 x 7.5	144.3

Hardware Setup

Probe Name	Probe Calibration Date	DAE Name	DAE Calibration Date
AM1DV3 - 1048	June 04, 2024	DAE4 Sn480	September 19, 2023

Communication Systems

Band Name	Communication Systems Name	Channel	Frequency [MHz]
Band 4, UTRA/FDD	UMTS-FDD (WCDMA, AMR)	1413	1732.6

Grid Settings

Extent X [mm]	Extent Y [mm]	Step X [mm]	Step Y [mm]	Distance [mm]
52.0	52.0	4.0	4.0	10.0

Results

Audio File	Measurement Duration [s]	Margin Upper Bound [dB]	Margin Lower Bound [dB]
48k_voice_300-3000_2s.wav	2.0	1.91	1.28

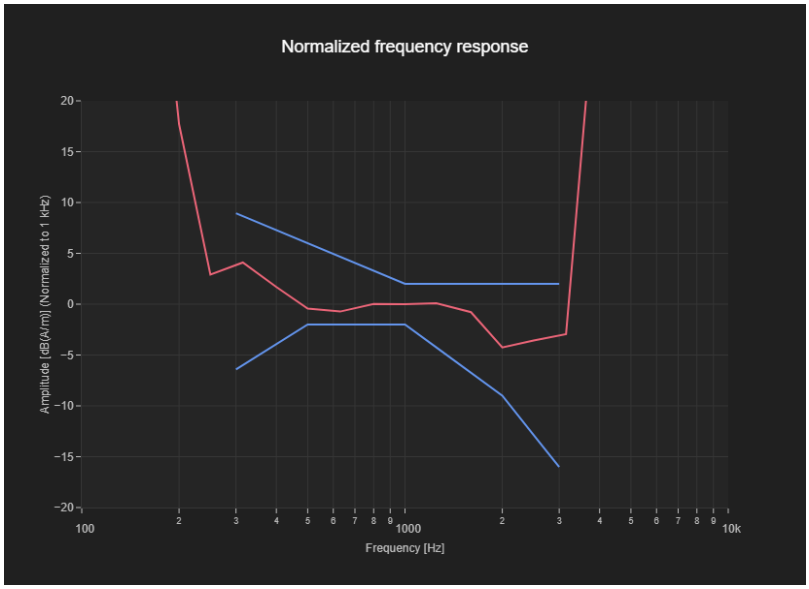

T-Coil Coupling Mode Test Report

Results

Primary Group Contiguous Point Count	Secondary Group Point Count	Secondary Group Max Longitudinal	Secondary Group Max Transverse
370	603	26	26

T-Coil Signal Test Report

Measurement performed on June 13, 2024 at 16:34

Device Under Test

Manufacturer	Model	Dimensions [mm]	Speaker Position [mm]
		146.2 x 71.8 x 7.5	144.3

Hardware Setup

Probe Name	Probe Calibration Date	DAE Name	DAE Calibration Date
AM1DV3 - 1048	June 04, 2024	DAE4 Sn480	September 19, 2023

Communication Systems

Band Name	Communication Systems Name	Channel	Frequency [MHz]
Band 4, UTRA/FDD	UMTS-FDD (WCDMA, AMR)	1413	1732.6

Grid Settings

Extent X [mm]	Extent Y [mm]	Step X [mm]	Step Y [mm]	Distance [mm]
52.0	52.0	4.0	4.0	10.0

Results

Audio File	Measurement Duration [s]	Gain [dB]	Hmax [dB(A/m)]
48k_voice_1kHz_1s.wav	2.0	-12.06	-0.71

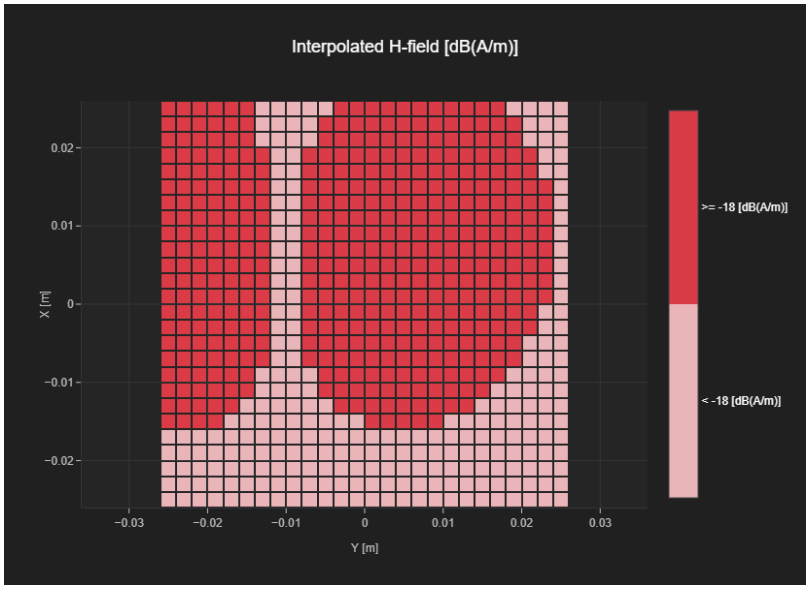

T-Coil Noise Test Report

Measurement performed on June 13, 2024 at 16:44

Device Under Test

Manufacturer	Model	Dimensions [mm]	Speaker Position [mm]
		146.2 x 71.8 x 7.5	144.3

Hardware Setup

Probe Name	Probe Calibration Date	DAE Name	DAE Calibration Date
AM1DV3 - 1048	June 04, 2024	DAE4 Sn480	September 19, 2023

Communication Systems

Band Name	Communication Systems Name	Channel	Frequency [MHz]
Band 4, UTRA/FDD	UMTS-FDD (WCDMA, AMR)	1413	1732.6

Grid Settings

Extent X [mm]	Extent Y [mm]	Step X [mm]	Step Y [mm]	Distance [mm]
52.0	52.0	4.0	4.0	10.0

Results

Secondary Group Point Count	Secondary Group Max Longitudinal	Secondary Group Max Transverse	Hmax [dB(A/m)]
603	26	26	-32.52

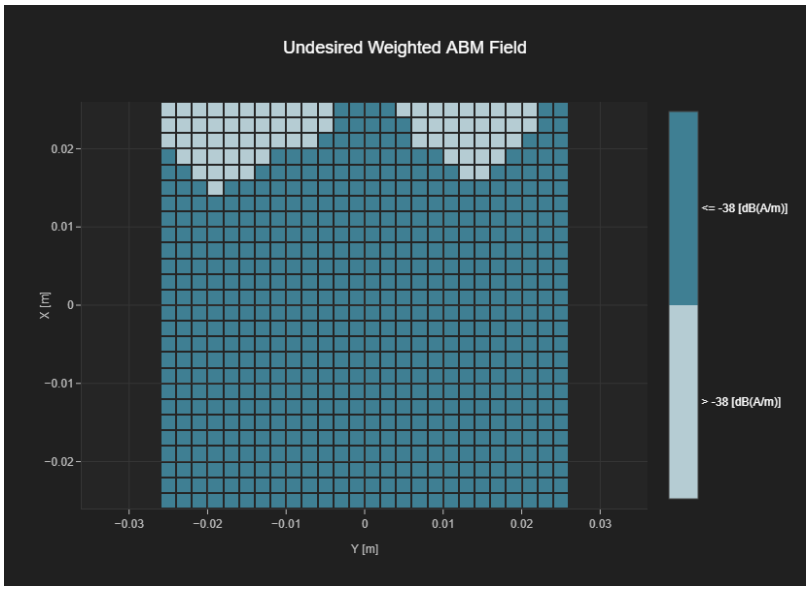

T-Coil Signal Test Report

Measurement performed on June 13, 2024 at 17:11

Device Under Test

Manufacturer	Model	Dimensions [mm]	Speaker Position [mm]
		146.2 x 71.8 x 7.5	144.3

Hardware Setup

Probe Name	Probe Calibration Date	DAE Name	DAE Calibration Date
AM1DV3 - 1048	June 04, 2024	DAE4 Sn480	September 19, 2023

Communication Systems

Band Name	Communication Systems Name	Channel	Frequency [MHz]
Band 5, UTRA/FDD	UMTS-FDD (WCDMA, AMR)	4182	836.4

Grid Settings

Extent X [mm]	Extent Y [mm]	Step X [mm]	Step Y [mm]	Distance [mm]
52.0	52.0	4.0	4.0	10.0

Results

Audio File	Measurement Duration [s]	Margin Upper Bound [dB]	Margin Lower Bound [dB]
48k_voice_300-3000_2s.wav	2.0	1.64	1.06

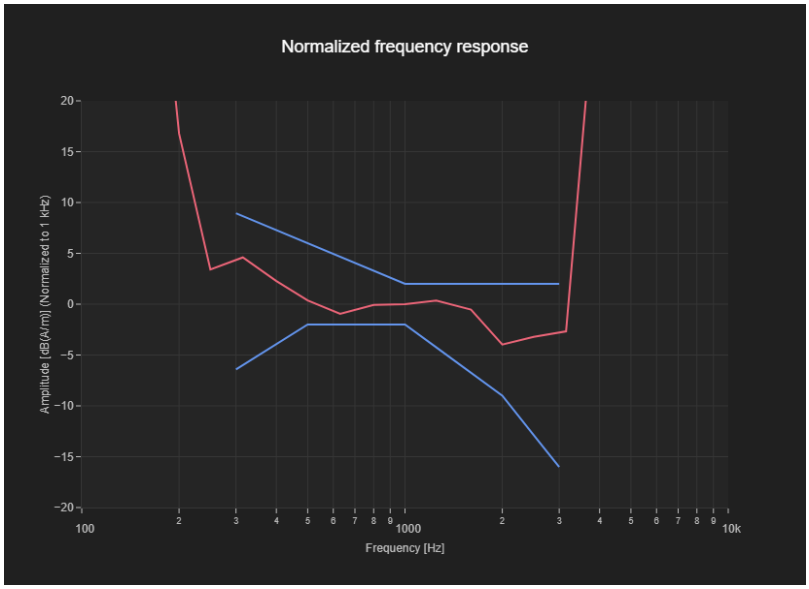

T-Coil Coupling Mode Test Report

Results

Primary Group Contiguous Point Count	Secondary Group Point Count	Secondary Group Max Longitudinal	Secondary Group Max Transverse
432	676	26	26

T-Coil Signal Test Report

Measurement performed on June 13, 2024 at 17:11

Device Under Test

Manufacturer	Model	Dimensions [mm]	Speaker Position [mm]
		146.2 x 71.8 x 7.5	144.3

Hardware Setup

Probe Name	Probe Calibration Date	DAE Name	DAE Calibration Date
AM1DV3 - 1048	June 04, 2024	DAE4 Sn480	September 19, 2023

Communication Systems

Band Name	Communication Systems Name	Channel	Frequency [MHz]
Band 5, UTRA/FDD	UMTS-FDD (WCDMA, AMR)	4182	836.4

Grid Settings

Extent X [mm]	Extent Y [mm]	Step X [mm]	Step Y [mm]	Distance [mm]
52.0	52.0	4.0	4.0	10.0

Results

Audio File	Measurement Duration [s]	Gain [dB]	Hmax [dB(A/m)]
48k_voice_1kHz_1s.wav	2.0	-12.06	-0.57

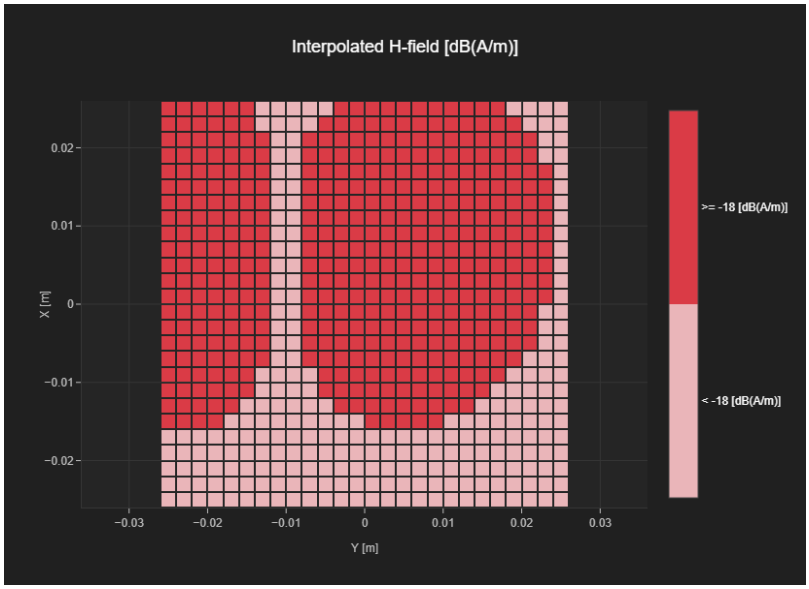

T-Coil Noise Test Report

Measurement performed on June 13, 2024 at 17:24

Device Under Test

Manufacturer	Model	Dimensions [mm]	Speaker Position [mm]
		146.2 x 71.8 x 7.5	144.3

Hardware Setup

Probe Name	Probe Calibration Date	DAE Name	DAE Calibration Date
AM1DV3 - 1048	June 04, 2024	DAE4 Sn480	September 19, 2023

Communication Systems

Band Name	Communication Systems Name	Channel	Frequency [MHz]
Band 5, UTRA/FDD	UMTS-FDD (WCDMA, AMR)	4182	836.4

Grid Settings

Extent X [mm]	Extent Y [mm]	Step X [mm]	Step Y [mm]	Distance [mm]
52.0	52.0	4.0	4.0	10.0

Results

Secondary Group Point Count	Secondary Group Max Longitudinal	Secondary Group Max Transverse	Hmax [dB(A/m)]
676	26	26	-39.22

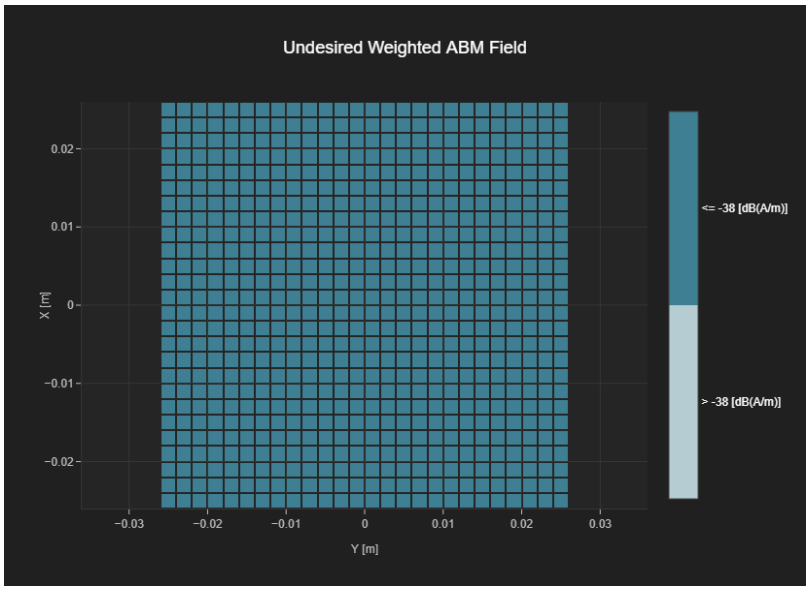

T-Coil Signal Test Report

Measurement performed on June 12, 2024 at 20:11

Device Under Test

Manufacturer	Model	Dimensions [mm]	Speaker Position [mm]
		146.2 x 71.8 x 7.5	144.3

Hardware Setup

Probe Name	Probe Calibration Date	DAE Name	DAE Calibration Date
AM1DV3 - 1048	June 04, 2024	DAE4 Sn480	September 19, 2023

Communication Systems

Band Name	Communication Systems Name	Channel	Frequency [MHz]
Band 2, E-UTRA/FDD	LTE-FDD (SC-FDMA, 1 RB, 20 MHz, QPSK)	18900	1880.0

Grid Settings

Extent X [mm]	Extent Y [mm]	Step X [mm]	Step Y [mm]	Distance [mm]
52.0	52.0	4.0	4.0	10.0

Results

Audio File	Measurement Duration [s]	Margin Upper Bound [dB]	Margin Lower Bound [dB]
48k_voice_300-3000_2s.wav	2.0	2.0	1.18

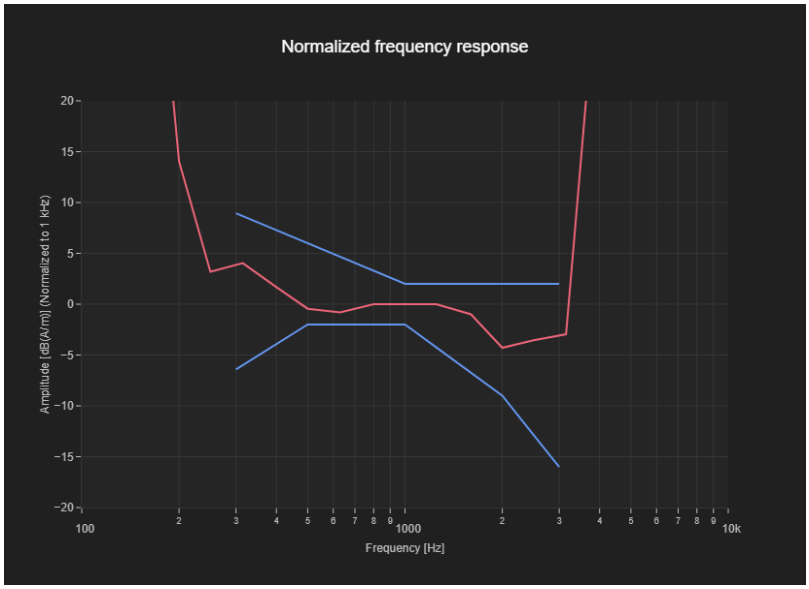

T-Coil Coupling Mode Test Report

Results

Primary Group Contiguous Point Count	Secondary Group Point Count	Secondary Group Max Longitudinal	Secondary Group Max Transverse
425	670	26	26

T-Coil Signal Test Report

Measurement performed on June 12, 2024 at 20:11

Device Under Test

Manufacturer	Model	Dimensions [mm]	Speaker Position [mm]
		146.2 x 71.8 x 7.5	144.3

Hardware Setup

Probe Name	Probe Calibration Date	DAE Name	DAE Calibration Date
AM1DV3 - 1048	June 04, 2024	DAE4 Sn480	September 19, 2023

Communication Systems

Band Name	Communication Systems Name	Channel	Frequency [MHz]
Band 2, E-UTRA/FDD	LTE-FDD (SC-FDMA, 1 RB, 20 MHz, QPSK)	18900	1880.0

Grid Settings

Extent X [mm]	Extent Y [mm]	Step X [mm]	Step Y [mm]	Distance [mm]
52.0	52.0	4.0	4.0	10.0

Results

Audio File	Measurement Duration [s]	Gain [dB]	Hmax [dB(A/m)]
48k_voice_1kHz_1s.wav	2.0	-12.05	-1.04

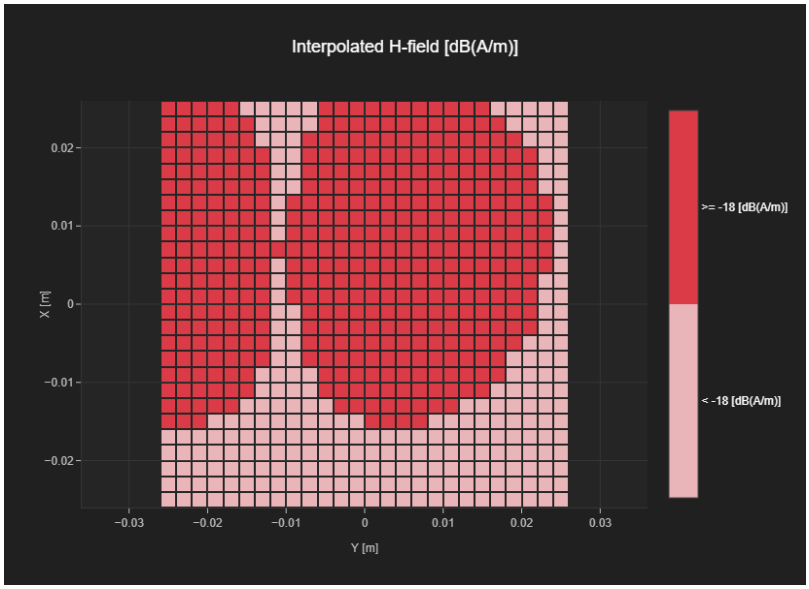

T-Coil Noise Test Report

Measurement performed on June 12, 2024 at 20:21

Device Under Test

Manufacturer	Model	Dimensions [mm]	Speaker Position [mm]
		146.2 x 71.8 x 7.5	144.3

Hardware Setup

Probe Name	Probe Calibration Date	DAE Name	DAE Calibration Date
AM1DV3 - 1048	June 04, 2024	DAE4 Sn480	September 19, 2023

Communication Systems

Band Name	Communication Systems Name	Channel	Frequency [MHz]
Band 2, E-UTRA/FDD	LTE-FDD (SC-FDMA, 1 RB, 20 MHz, QPSK)	18900	1880.0

Grid Settings

Extent X [mm]	Extent Y [mm]	Step X [mm]	Step Y [mm]	Distance [mm]
52.0	52.0	4.0	4.0	10.0

Results

Secondary Group Point Count	Secondary Group Max Longitudinal	Secondary Group Max Transverse	Hmax [dB(A/m)]
670	26	26	-36.11

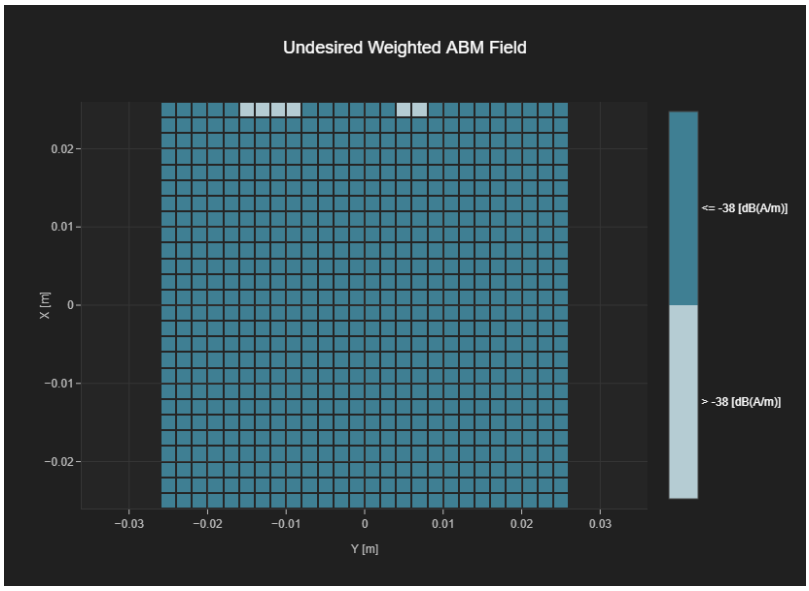

T-Coil Signal Test Report

Measurement performed on June 13, 2024 at 11:34

Device Under Test

Manufacturer	Model	Dimensions [mm]	Speaker Position [mm]
		146.2 x 71.8 x 7.5	144.3

Hardware Setup

Probe Name	Probe Calibration Date	DAE Name	DAE Calibration Date
AM1DV3 - 1048	June 04, 2024	DAE4 Sn480	September 19, 2023

Communication Systems

Band Name	Communication Systems Name	Channel	Frequency [MHz]
Band 5, E-UTRA/FDD	LTE-FDD (SC-FDMA, 1 RB, 10 MHz, QPSK)	20525	836.5

Grid Settings

Extent X [mm]	Extent Y [mm]	Step X [mm]	Step Y [mm]	Distance [mm]
52.0	52.0	4.0	4.0	10.0

Results

Audio File	Measurement Duration [s]	Margin Upper Bound [dB]	Margin Lower Bound [dB]
48k_voice_300-3000_2s.wav	2.0	1.75	1.17

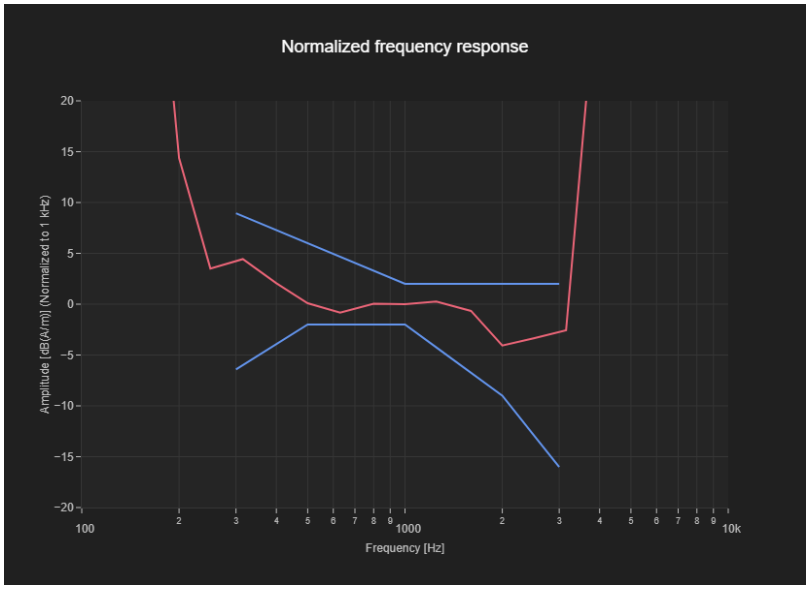

T-Coil Coupling Mode Test Report

Results

Primary Group Contiguous Point Count	Secondary Group Point Count	Secondary Group Max Longitudinal	Secondary Group Max Transverse
380	616	26	26

T-Coil Signal Test Report

Measurement performed on June 13, 2024 at 11:34

Device Under Test

Manufacturer	Model	Dimensions [mm]	Speaker Position [mm]
		146.2 x 71.8 x 7.5	144.3

Hardware Setup

Probe Name	Probe Calibration Date	DAE Name	DAE Calibration Date
AM1DV3 - 1048	June 04, 2024	DAE4 Sn480	September 19, 2023

Communication Systems

Band Name	Communication Systems Name	Channel	Frequency [MHz]
Band 5, E-UTRA/FDD	LTE-FDD (SC-FDMA, 1 RB, 10 MHz, QPSK)	20525	836.5

Grid Settings

Extent X [mm]	Extent Y [mm]	Step X [mm]	Step Y [mm]	Distance [mm]
52.0	52.0	4.0	4.0	10.0

Results

Audio File	Measurement Duration [s]	Gain [dB]	Hmax [dB(A/m)]
48k_voice_1kHz_1s.wav	2.0	-12.06	-0.83

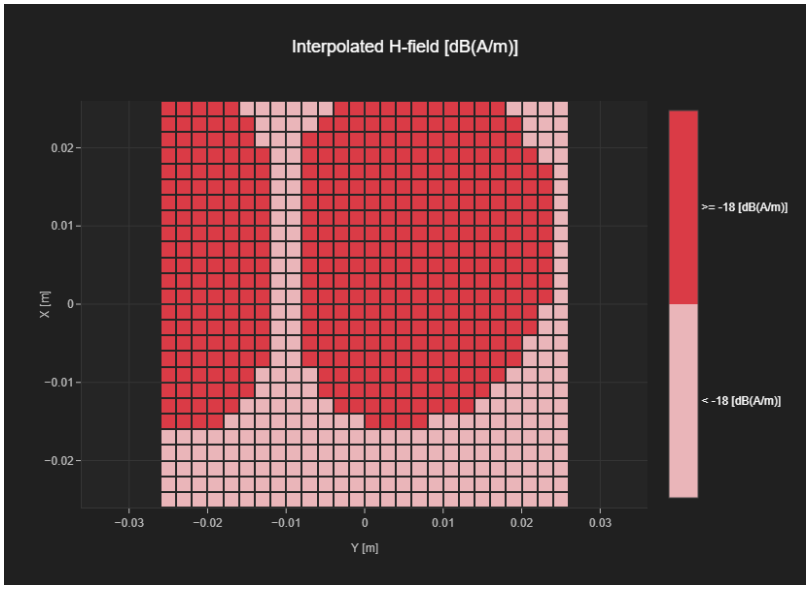

T-Coil Noise Test Report

Measurement performed on June 13, 2024 at 11:45

Device Under Test

Manufacturer	Model	Dimensions [mm]	Speaker Position [mm]
		146.2 x 71.8 x 7.5	144.3

Hardware Setup

Probe Name	Probe Calibration Date	DAE Name	DAE Calibration Date
AM1DV3 - 1048	June 04, 2024	DAE4 Sn480	September 19, 2023

Communication Systems

Band Name	Communication Systems Name	Channel	Frequency [MHz]
Band 5, E-UTRA/FDD	LTE-FDD (SC-FDMA, 1 RB, 10 MHz, QPSK)	20525	836.5

Grid Settings

Extent X [mm]	Extent Y [mm]	Step X [mm]	Step Y [mm]	Distance [mm]
52.0	52.0	4.0	4.0	10.0

Results

Secondary Group Point Count	Secondary Group Max Longitudinal	Secondary Group Max Transverse	Hmax [dB(A/m)]
616	26	26	-34.29

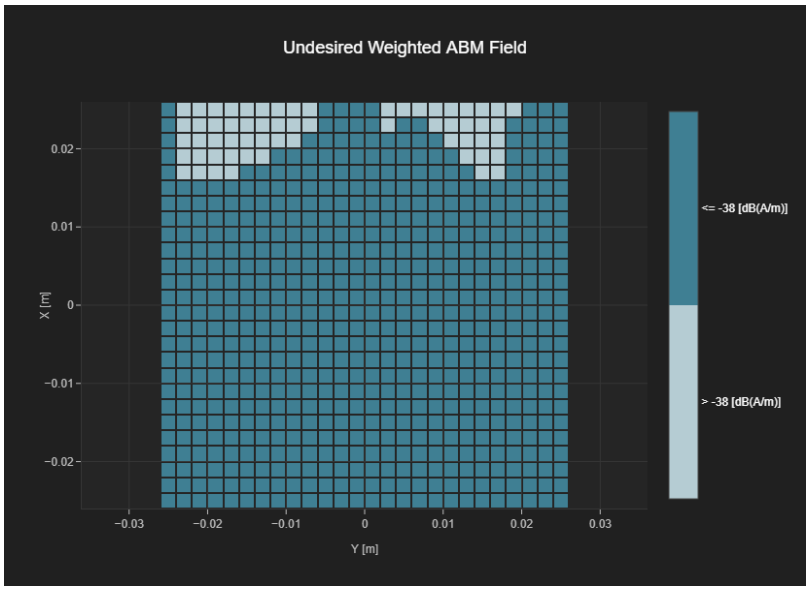

T-Coil Signal Test Report

Measurement performed on June 13, 2024 at 13:53

Device Under Test

Manufacturer	Model	Dimensions [mm]	Speaker Position [mm]
		146.2 x 71.8 x 7.5	144.3

Hardware Setup

Probe Name	Probe Calibration Date	DAE Name	DAE Calibration Date
AM1DV3 - 1048	June 04, 2024	DAE4 Sn480	September 19, 2023

Communication Systems

Band Name	Communication Systems Name	Channel	Frequency [MHz]
Band 7, E-UTRA/FDD	LTE-FDD (SC-FDMA, 1 RB, 20 MHz, QPSK)	21100	2535.0

Grid Settings

Extent X [mm]	Extent Y [mm]	Step X [mm]	Step Y [mm]	Distance [mm]
52.0	52.0	4.0	4.0	10.0

Results

Audio File	Measurement Duration [s]	Margin Upper Bound [dB]	Margin Lower Bound [dB]
48k_voice_300-3000_2s.wav	2.0	1.96	1.15

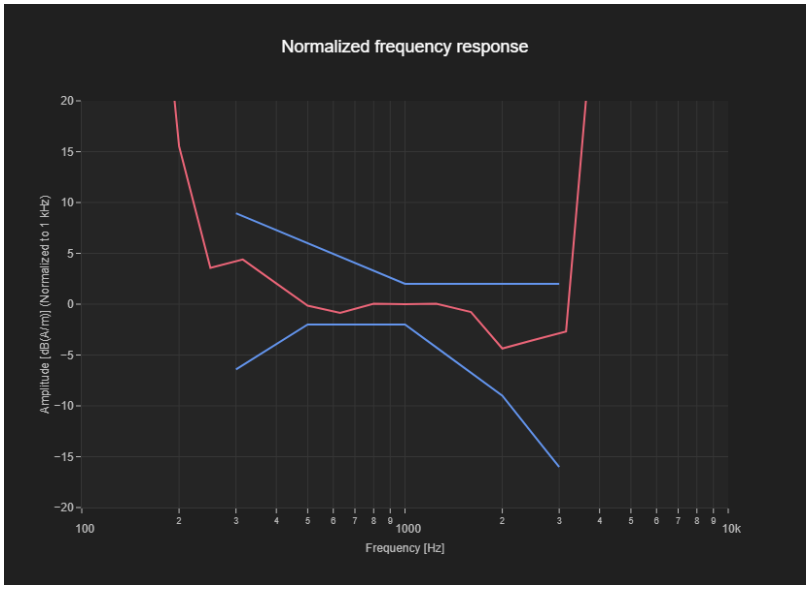

T-Coil Coupling Mode Test Report

Results

Primary Group Contiguous Point Count	Secondary Group Point Count	Secondary Group Max Longitudinal	Secondary Group Max Transverse
427	676	26	26

T-Coil Signal Test Report

Measurement performed on June 13, 2024 at 13:53

Device Under Test

Manufacturer	Model	Dimensions [mm]	Speaker Position [mm]
		146.2 x 71.8 x 7.5	144.3

Hardware Setup

Probe Name	Probe Calibration Date	DAE Name	DAE Calibration Date
AM1DV3 - 1048	June 04, 2024	DAE4 Sn480	September 19, 2023

Communication Systems

Band Name	Communication Systems Name	Channel	Frequency [MHz]
Band 7, E-UTRA/FDD	LTE-FDD (SC-FDMA, 1 RB, 20 MHz, QPSK)	21100	2535.0

Grid Settings

Extent X [mm]	Extent Y [mm]	Step X [mm]	Step Y [mm]	Distance [mm]
52.0	52.0	4.0	4.0	10.0

Results

Audio File	Measurement Duration [s]	Gain [dB]	Hmax [dB(A/m)]
48k_voice_1kHz_1s.wav	2.0	-12.06	-1.0

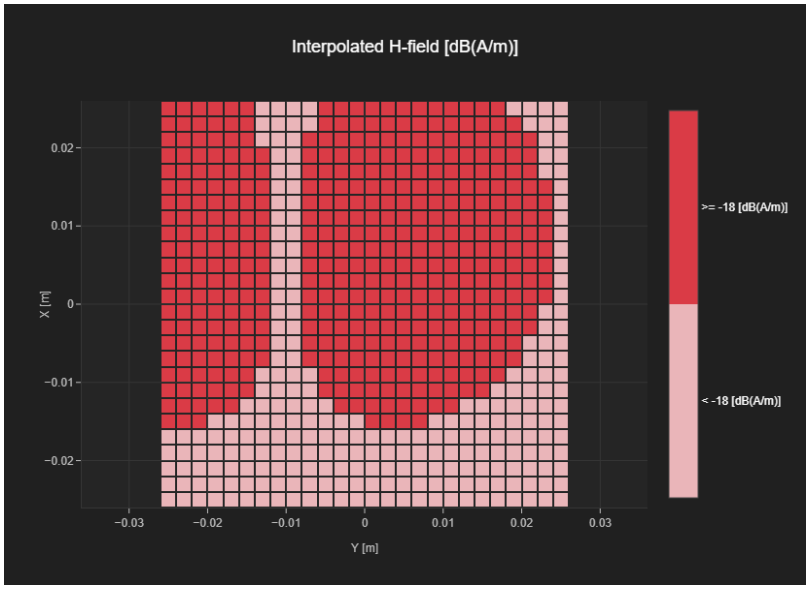

T-Coil Noise Test Report

Measurement performed on June 13, 2024 at 13:31

Device Under Test

Manufacturer	Model	Dimensions [mm]	Speaker Position [mm]
		146.2 x 71.8 x 7.5	144.3

Hardware Setup

Probe Name	Probe Calibration Date	DAE Name	DAE Calibration Date
AM1DV3 - 1048	June 04, 2024	DAE4 Sn480	September 19, 2023

Communication Systems

Band Name	Communication Systems Name	Channel	Frequency [MHz]
Band 7, E-UTRA/FDD	LTE-FDD (SC-FDMA, 1 RB, 20 MHz, QPSK)	21100	2535.0

Grid Settings

Extent X [mm]	Extent Y [mm]	Step X [mm]	Step Y [mm]	Distance [mm]
52.0	52.0	4.0	4.0	10.0

Results

Secondary Group Point Count	Secondary Group Max Longitudinal	Secondary Group Max Transverse	Hmax [dB(A/m)]
676	26	26	-40.59

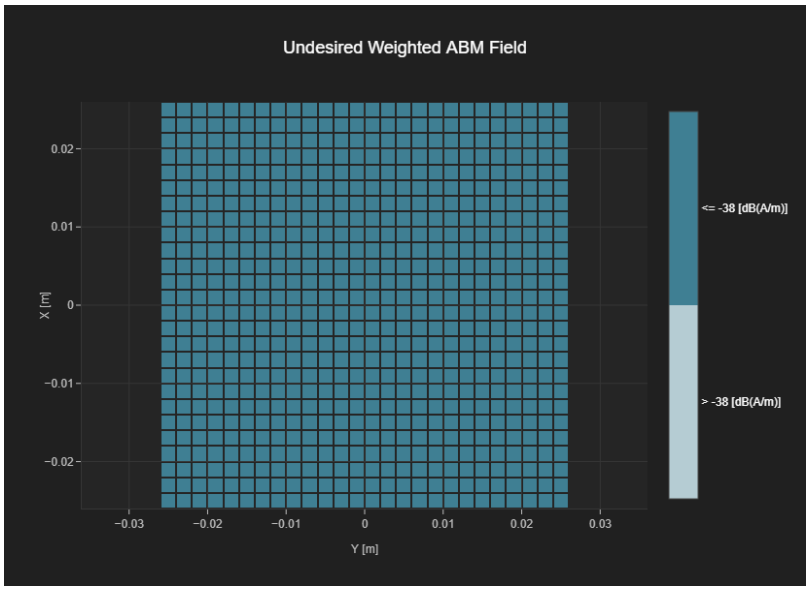

T-Coil Signal Test Report

Measurement performed on June 13, 2024 at 12:00

Device Under Test

Manufacturer	Model	Dimensions [mm]	Speaker Position [mm]
		146.2 x 71.8 x 7.5	144.3

Hardware Setup

Probe Name	Probe Calibration Date	DAE Name	DAE Calibration Date
AM1DV3 - 1048	June 04, 2024	DAE4 Sn480	September 19, 2023

Communication Systems

Band Name	Communication Systems Name	Channel	Frequency [MHz]
Band 12, E-UTRA/FDD	LTE-FDD (SC-FDMA, 1 RB, 10 MHz, QPSK)	23095	707.5

Grid Settings

Extent X [mm]	Extent Y [mm]	Step X [mm]	Step Y [mm]	Distance [mm]
52.0	52.0	4.0	4.0	10.0

Results

Audio File	Measurement Duration [s]	Margin Upper Bound [dB]	Margin Lower Bound [dB]
48k_voice_300-3000_2s.wav	2.0	1.84	1.12

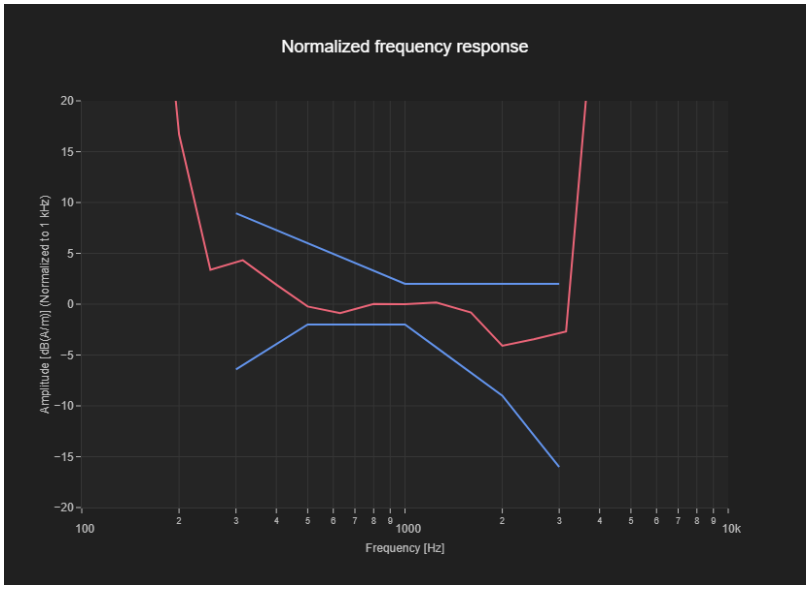

T-Coil Coupling Mode Test Report

Results

Primary Group Contiguous Point Count	Secondary Group Point Count	Secondary Group Max Longitudinal	Secondary Group Max Transverse
426	676	26	26

T-Coil Signal Test Report

Measurement performed on June 13, 2024 at 12:00

Device Under Test

Manufacturer	Model	Dimensions [mm]	Speaker Position [mm]
		146.2 x 71.8 x 7.5	144.3

Hardware Setup

Probe Name	Probe Calibration Date	DAE Name	DAE Calibration Date
AM1DV3 - 1048	June 04, 2024	DAE4 Sn480	September 19, 2023

Communication Systems

Band Name	Communication Systems Name	Channel	Frequency [MHz]
Band 12, E-UTRA/FDD	LTE-FDD (SC-FDMA, 1 RB, 10 MHz, QPSK)	23095	707.5

Grid Settings

Extent X [mm]	Extent Y [mm]	Step X [mm]	Step Y [mm]	Distance [mm]
52.0	52.0	4.0	4.0	10.0

Results

Audio File	Measurement Duration [s]	Gain [dB]	Hmax [dB(A/m)]
48k_voice_1kHz_1s.wav	2.0	-12.06	-0.89

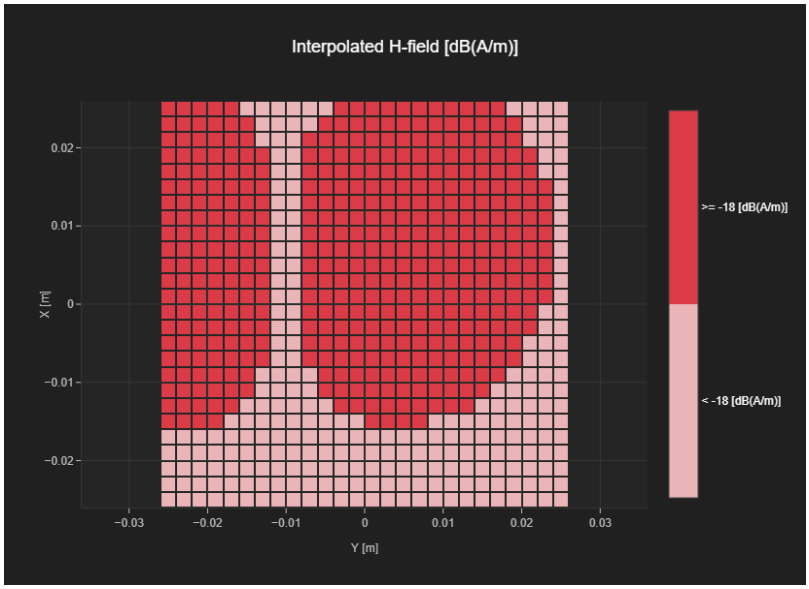

T-Coil Noise Test Report

Measurement performed on June 13, 2024 at 12:14

Device Under Test

Manufacturer	Model	Dimensions [mm]	Speaker Position [mm]
		146.2 x 71.8 x 7.5	144.3

Hardware Setup

Probe Name	Probe Calibration Date	DAE Name	DAE Calibration Date
AM1DV3 - 1048	JJune 04, 2024	DAE4 Sn480	September 19, 2023

Communication Systems

Band Name	Communication Systems Name	Channel	Frequency [MHz]
Band 12, E-UTRA/FDD	LTE-FDD (SC-FDMA, 1 RB, 10 MHz, QPSK)	23095	707.5

Grid Settings

Extent X [mm]	Extent Y [mm]	Step X [mm]	Step Y [mm]	Distance [mm]
52.0	52.0	4.0	4.0	10.0

Results

Secondary Group Point Count	Secondary Group Max Longitudinal	Secondary Group Max Transverse	Hmax [dB(A/m)]
676	26	26	-37.92

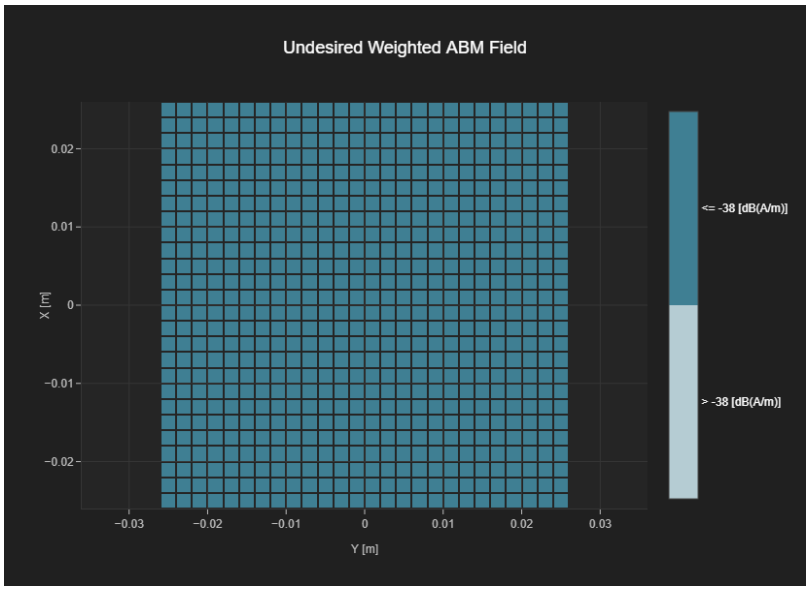

T-Coil Signal Test Report

Measurement performed on June 13, 2024 at 14:14

Device Under Test

Manufacturer	Model	Dimensions [mm]	Speaker Position [mm]
		146.2 x 71.8 x 7.5	144.3

Hardware Setup

Probe Name	Probe Calibration Date	DAE Name	DAE Calibration Date
AM1DV3 - 1048	June 04, 2024	DAE4 Sn480	September 19, 2023

Communication Systems

Band Name	Communication Systems Name	Channel	Frequency [MHz]
Band 66, E-UTRA/FDD	LTE-FDD (SC-FDMA, 1 RB, 20 MHz, QPSK)	132322	1745.0

Grid Settings

Extent X [mm]	Extent Y [mm]	Step X [mm]	Step Y [mm]	Distance [mm]
52.0	52.0	4.0	4.0	10.0

Results

Audio File	Measurement Duration [s]	Margin Upper Bound [dB]	Margin Lower Bound [dB]
48k_voice_300-3000_2s.wav	2.0	1.84	1.3

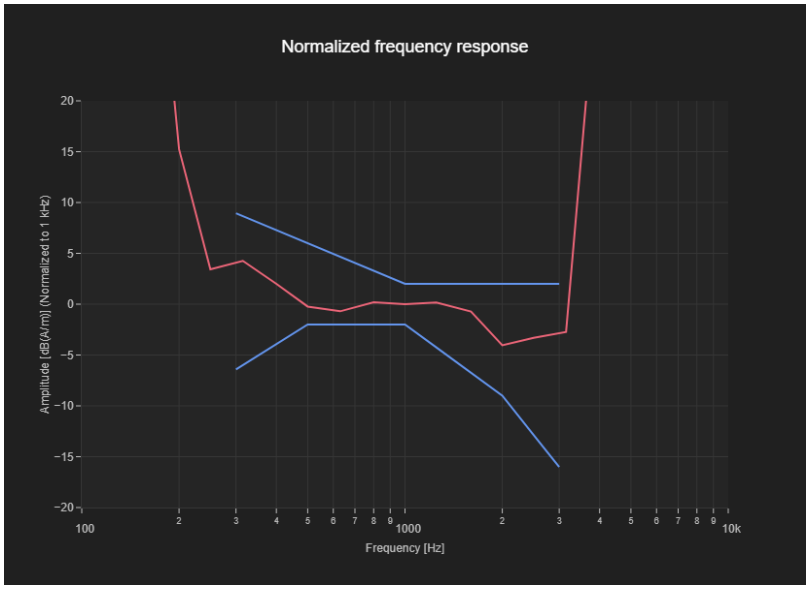

T-Coil Coupling Mode Test Report

Results

Primary Group Contiguous Point Count	Secondary Group Point Count	Secondary Group Max Longitudinal	Secondary Group Max Transverse
420	672	26	26

T-Coil Signal Test Report

Measurement performed on June 13, 2024 at 14:14

Device Under Test

Manufacturer	Model	Dimensions [mm]	Speaker Position [mm]
		146.2 x 71.8 x 7.5	144.3

Hardware Setup

Probe Name	Probe Calibration Date	DAE Name	DAE Calibration Date
AM1DV3 - 1048	June 04, 2024	DAE4 Sn480	September 19, 2023

Communication Systems

Band Name	Communication Systems Name	Channel	Frequency [MHz]
Band 66, E-UTRA/FDD	LTE-FDD (SC-FDMA, 1 RB, 20 MHz, QPSK)	132322	1745.0

Grid Settings

Extent X [mm]	Extent Y [mm]	Step X [mm]	Step Y [mm]	Distance [mm]
52.0	52.0	4.0	4.0	10.0

Results

Audio File	Measurement Duration [s]	Gain [dB]	Hmax [dB(A/m)]
48k_voice_1kHz_1s.wav	2.0	-12.06	-1.01

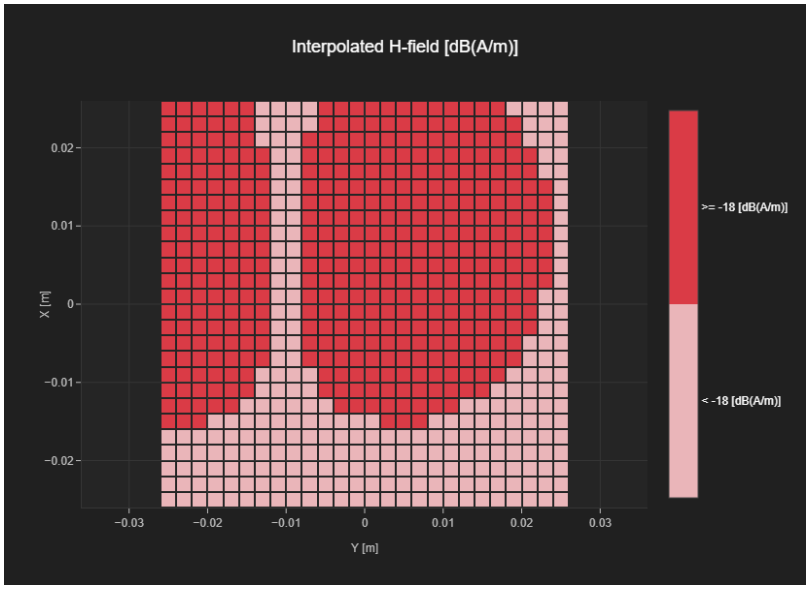

T-Coil Noise Test Report

Measurement performed on June 13, 2024 at 14:27

Device Under Test

Manufacturer	Model	Dimensions [mm]	Speaker Position [mm]
		146.2 x 71.8 x 7.5	144.3

Hardware Setup

Probe Name	Probe Calibration Date	DAE Name	DAE Calibration Date
AM1DV3 - 1048	June 04, 2024	DAE4 Sn480	September 19, 2023

Communication Systems

Band Name	Communication Systems Name	Channel	Frequency [MHz]
Band 66, E-UTRA/FDD	LTE-FDD (SC-FDMA, 1 RB, 20 MHz, QPSK)	132322	1745.0

Grid Settings

Extent X [mm]	Extent Y [mm]	Step X [mm]	Step Y [mm]	Distance [mm]
52.0	52.0	4.0	4.0	10.0

Results

Secondary Group Point Count	Secondary Group Max Longitudinal	Secondary Group Max Transverse	Hmax [dB(A/m)]
672	26	26	-36.52

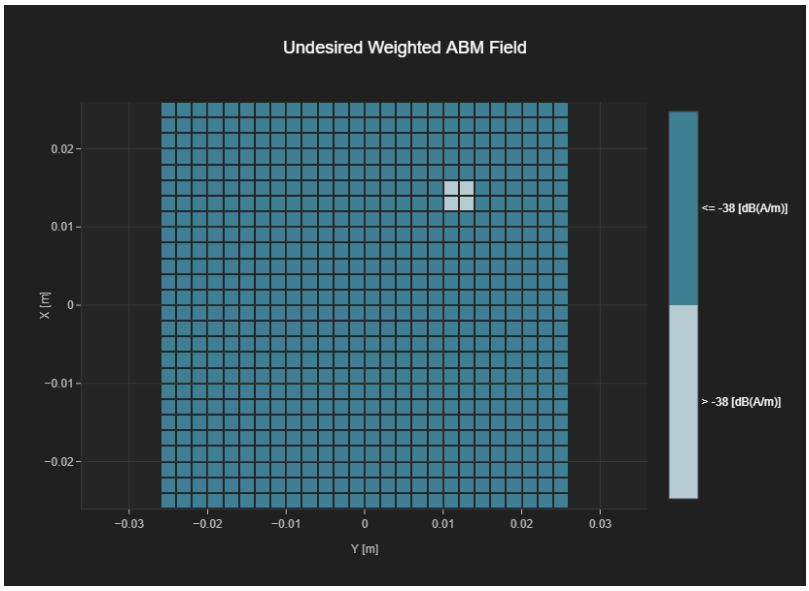

REPORT No.: SZ24040089S04

T-Coil Signal Test Report

Measurement performed on June 13, 2024 at 14:40

Device Under Test

Manufacturer	Model	Dimensions [mm]	Speaker Position [mm]
		146.2 x 71.8 x 7.5	144.3

Hardware Setup

Probe Name	Probe Calibration Date	DAE Name	DAE Calibration Date
AM1DV3 - 1048	June 04, 2024	DAE4 Sn480	September 19, 2023

Communication Systems

Band Name	Communication Systems Name	Channel	Frequency [MHz]
Band 71, E-UTRA/FDD	LTE-FDD (SC-FDMA, 1 RB, 20 MHz, QPSK)	133322	683.0

Grid Settings

Extent X [mm]	Extent Y [mm]	Step X [mm]	Step Y [mm]	Distance [mm]
52.0	52.0	4.0	4.0	10.0

Results

Audio File	Measurement Duration [s]	Margin Upper Bound [dB]	Margin Lower Bound [dB]
48k_voice_300-3000_2s.wav	2.0	2.0	1.21

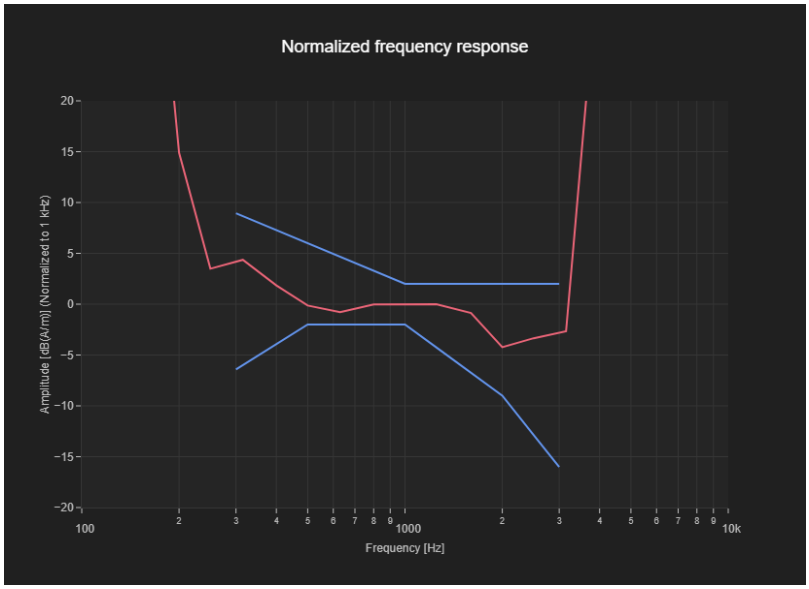

T-Coil Coupling Mode Test Report

Results

Primary Group Contiguous Point Count	Secondary Group Point Count	Secondary Group Max Longitudinal	Secondary Group Max Transverse
280	518	26	26

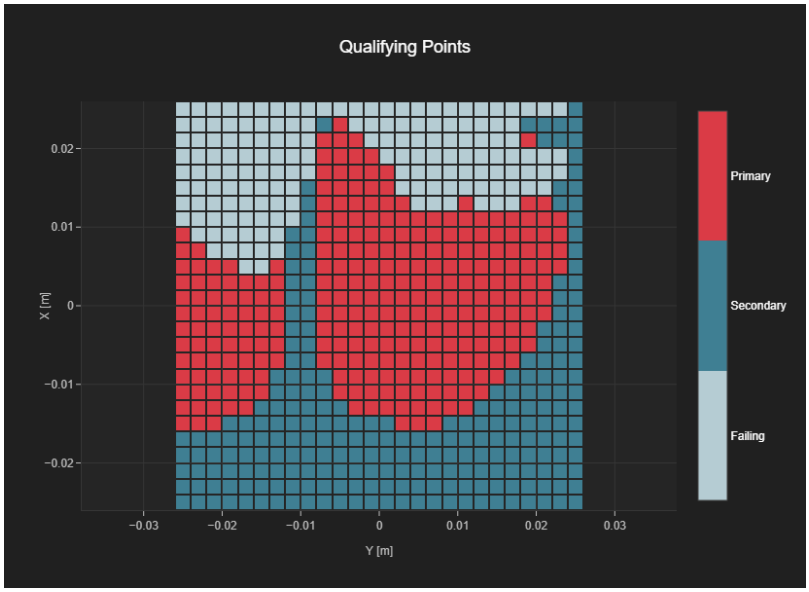

T-Coil Signal Test Report

Measurement performed on June 13, 2024 at 14:40

Device Under Test

Manufacturer	Model	Dimensions [mm]	Speaker Position [mm]
		146.2 x 71.8 x 7.5	144.3

Hardware Setup

Probe Name	Probe Calibration Date	DAE Name	DAE Calibration Date
AM1DV3 - 1048	June 04, 2024	DAE4 Sn480	September 19, 2023

Communication Systems

Band Name	Communication Systems Name	Channel	Frequency [MHz]
Band 71, E-UTRA/FDD	LTE-FDD (SC-FDMA, 1 RB, 20 MHz, QPSK)	133322	683.0

Grid Settings

Extent X [mm]	Extent Y [mm]	Step X [mm]	Step Y [mm]	Distance [mm]
52.0	52.0	4.0	4.0	10.0

Results

Audio File	Measurement Duration [s]	Gain [dB]	Hmax [dB(A/m)]
48k_voice_1kHz_1s.wav	2.0	-12.06	-1.02

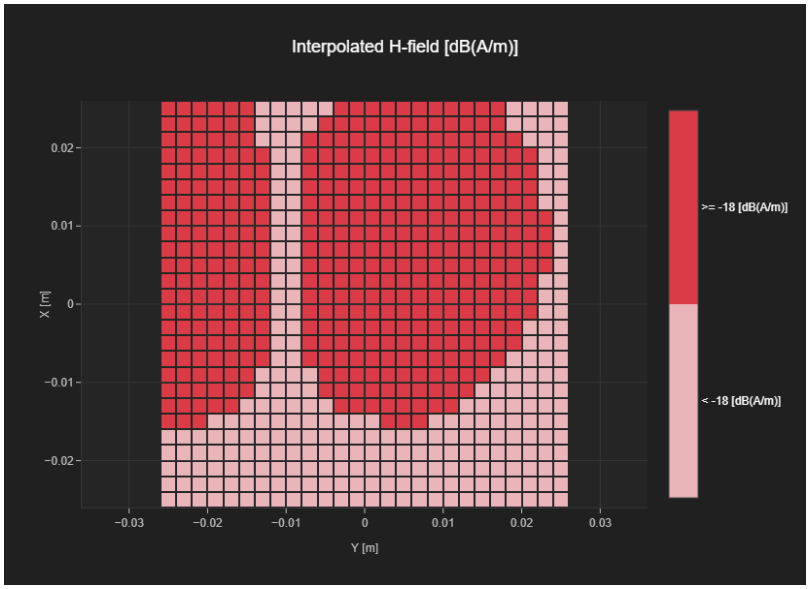

T-Coil Noise Test Report

Measurement performed on June 13, 2024 at 14:50

Device Under Test

Manufacturer	Model	Dimensions [mm]	Speaker Position [mm]
		146.2 x 71.8 x 7.5	144.3

Hardware Setup

Probe Name	Probe Calibration Date	DAE Name	DAE Calibration Date
AM1DV3 - 1048	June 04, 2024	DAE4 Sn480	September 19, 2023

Communication Systems

Band Name	Communication Systems Name	Channel	Frequency [MHz]
Band 71, E-UTRA/FDD	LTE-FDD (SC-FDMA, 1 RB, 20 MHz, QPSK)	133322	683.0

Grid Settings

Extent X [mm]	Extent Y [mm]	Step X [mm]	Step Y [mm]	Distance [mm]
52.0	52.0	4.0	4.0	10.0

Results

Secondary Group Point Count	Secondary Group Max Longitudinal	Secondary Group Max Transverse	Hmax [dB(A/m)]
518	26	26	-23.3

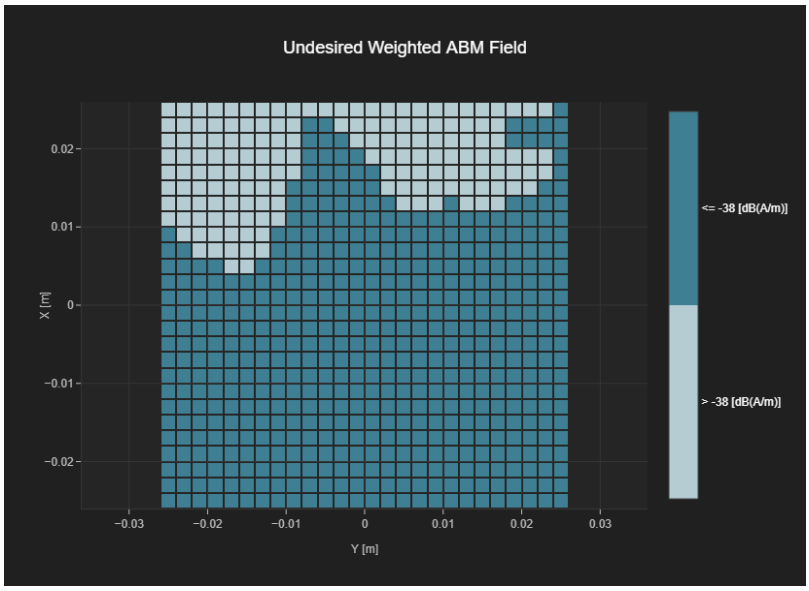

T-Coil Signal Test Report

Measurement performed on June 14, 2024 at 14:15

Device Under Test

Manufacturer	Model	Dimensions [mm]	Speaker Position [mm]
		146.2 x 71.8 x 7.5	144.3

Hardware Setup

Probe Name	Probe Calibration Date	DAE Name	DAE Calibration Date
AM1DV3 - 1048	June 04, 2024	DAE4 Sn480	September 19, 2023

Communication Systems

Band Name	Communication Systems Name	Channel	Frequency [MHz]
WLAN 2.4GHz	IEEE 802.11b WiFi 2.4 GHz (DSSS, 1 Mbps)	7	2442.0

Grid Settings

Extent X [mm]	Extent Y [mm]	Step X [mm]	Step Y [mm]	Distance [mm]
52.0	52.0	4.0	4.0	10.0

Results

Audio File	Measurement Duration [s]	Margin Upper Bound [dB]	Margin Lower Bound [dB]
48k_voice_300-3000_2s.wav	2.0	1.33	0.87

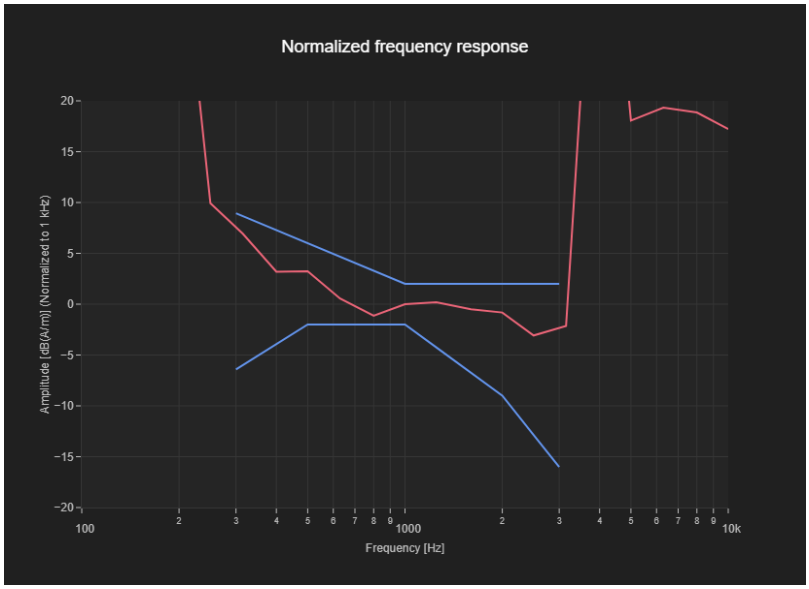

T-Coil Coupling Mode Test Report

Results

Primary Group Contiguous Point Count	Secondary Group Point Count	Secondary Group Max Longitudinal	Secondary Group Max Transverse
150	358	19	26

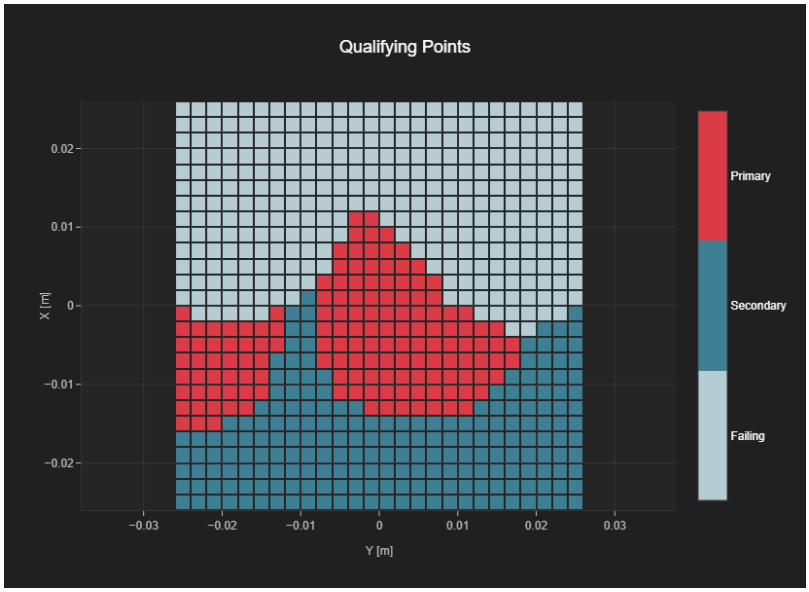

T-Coil Signal Test Report

Measurement performed on June 14, 2024 at 14:15

Device Under Test

Manufacturer	Model	Dimensions [mm]	Speaker Position [mm]
		146.2 x 71.8 x 7.5	144.3

Hardware Setup

Probe Name	Probe Calibration Date	DAE Name	DAE Calibration Date
AM1DV3 - 1048	June 04, 2024	DAE4 Sn480	September 19, 2023

Communication Systems

Band Name	Communication Systems Name	Channel	Frequency [MHz]
WLAN 2.4GHz	IEEE 802.11b WiFi 2.4 GHz (DSSS, 1 Mbps)	7	2442.0

Grid Settings

Extent X [mm]	Extent Y [mm]	Step X [mm]	Step Y [mm]	Distance [mm]
52.0	52.0	4.0	4.0	10.0

Results

Audio File	Measurement Duration [s]	Gain [dB]	Hmax [dB(A/m)]
48k_voice_1kHz_1s.wav	2.0	-12.07	-1.31

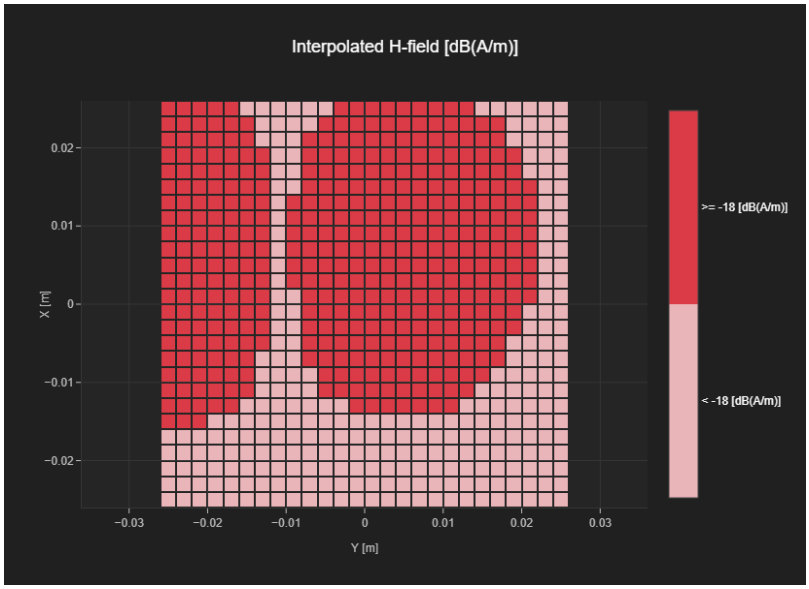

T-Coil Noise Test Report

Measurement performed on June 14, 2024 at 14:25

Device Under Test

Manufacturer	Model	Dimensions [mm]	Speaker Position [mm]
		146.2 x 71.8 x 7.5	144.3

Hardware Setup

Probe Name	Probe Calibration Date	DAE Name	DAE Calibration Date
AM1DV3 - 1048	June 04, 2024	DAE4 Sn480	September 19, 2023

Communication Systems

Band Name	Communication Systems Name	Channel	Frequency [MHz]
WLAN 2.4GHz	IEEE 802.11b WiFi 2.4 GHz (DSSS, 1 Mbps)	7	2442.0

Grid Settings

Extent X [mm]	Extent Y [mm]	Step X [mm]	Step Y [mm]	Distance [mm]
52.0	52.0	4.0	4.0	10.0

Results

Secondary Group Point Count	Secondary Group Max Longitudinal	Secondary Group Max Transverse	Hmax [dB(A/m)]
358	19	26	-20.11

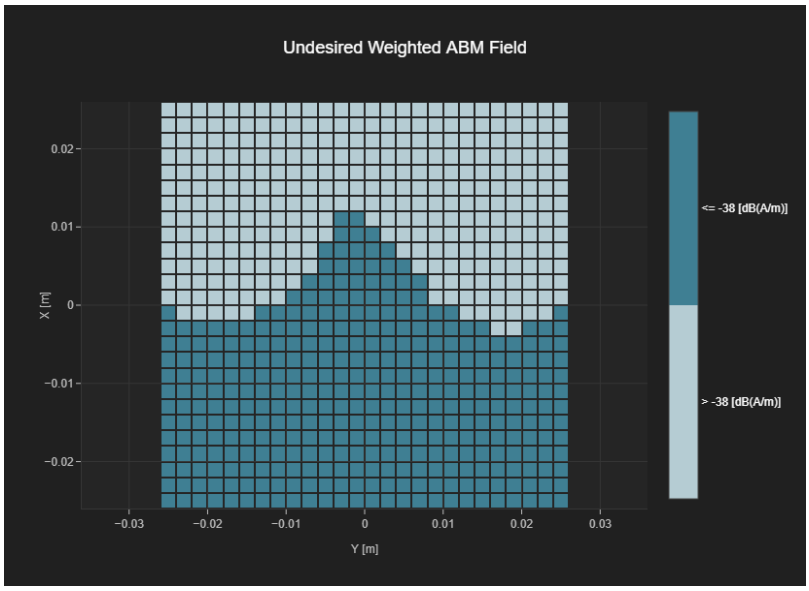

T-Coil Signal Test Report

Measurement performed on June 15, 2024 at 10:13

Device Under Test

Manufacturer	Model	Dimensions [mm]	Speaker Position [mm]
		146.2 x 71.8 x 7.5	144.3

Hardware Setup

Probe Name	Probe Calibration Date	DAE Name	DAE Calibration Date
AM1DV3 - 1048	June 04, 2024	DAE4 Sn480	September 19, 2023

Communication Systems

Band Name	Communication Systems Name	Channel	Frequency [MHz]
WLAN 2.4GHz	IEEE 802.11g WiFi 2.4 GHz (DSSS-OFDM, 6 Mbps)	7	2442.0

Grid Settings

Extent X [mm]	Extent Y [mm]	Step X [mm]	Step Y [mm]	Distance [mm]
52.0	52.0	4.0	4.0	10.0

Results

Audio File	Measurement Duration [s]	Margin Upper Bound [dB]	Margin Lower Bound [dB]
48k_voice_300-3000_2s.wav	2.0	1.88	1.0

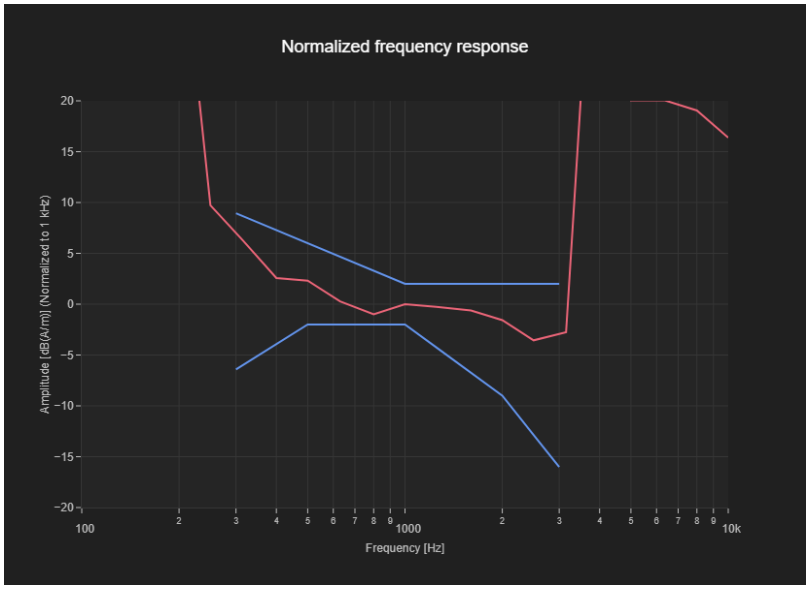

T-Coil Coupling Mode Test Report

Results

Primary Group Contiguous Point Count	Secondary Group Point Count	Secondary Group Max Longitudinal	Secondary Group Max Transverse
158	362	19	26

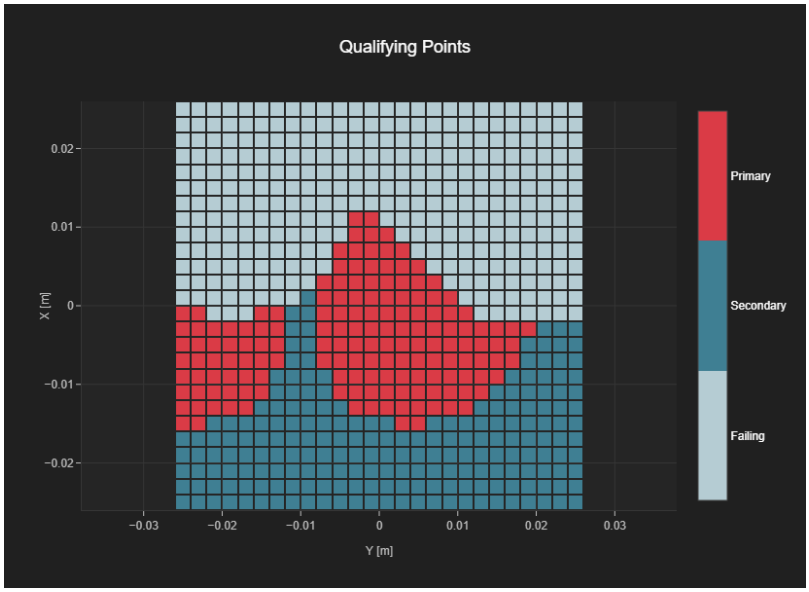

T-Coil Signal Test Report

Measurement performed on June 15, 2024 at 10:13

Device Under Test

Manufacturer	Model	Dimensions [mm]	Speaker Position [mm]
		146.2 x 71.8 x 7.5	144.3

Hardware Setup

Probe Name	Probe Calibration Date	DAE Name	DAE Calibration Date
AM1DV3 - 1048	June 04, 2024	DAE4 Sn480	September 19, 2023

Communication Systems

Band Name	Communication Systems Name	Channel	Frequency [MHz]
WLAN 2.4GHz	IEEE 802.11g WiFi 2.4 GHz (DSSS-OFDM, 6 Mbps)	7	2442.0

Grid Settings

Extent X [mm]	Extent Y [mm]	Step X [mm]	Step Y [mm]	Distance [mm]
52.0	52.0	4.0	4.0	10.0

Results

Audio File	Measurement Duration [s]	Gain [dB]	Hmax [dB(A/m)]
48k_voice_1kHz_1s.wav	2.0	-12.1	-1.31

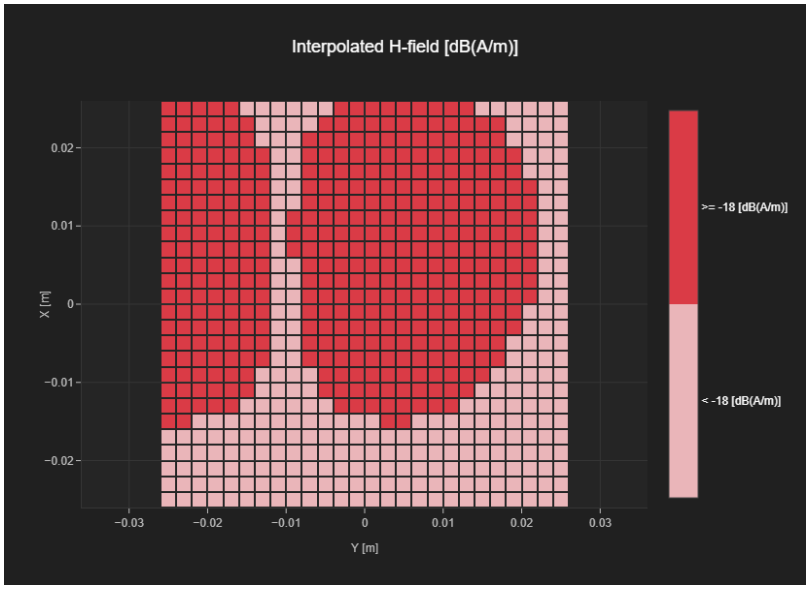

T-Coil Noise Test Report

Measurement performed on June 15, 2024 at 10:22

Device Under Test

Manufacturer	Model	Dimensions [mm]	Speaker Position [mm]
		146.2 x 71.8 x 7.5	144.3

Hardware Setup

Probe Name	Probe Calibration Date	DAE Name	DAE Calibration Date
AM1DV3 - 1048	June 04, 2024	DAE4 Sn480	September 19, 2023

Communication Systems

Band Name	Communication Systems Name	Channel	Frequency [MHz]
WLAN 2.4GHz	IEEE 802.11g WiFi 2.4 GHz (DSSS-OFDM, 6 Mbps)	7	2442.0

Grid Settings

Extent X [mm]	Extent Y [mm]	Step X [mm]	Step Y [mm]	Distance [mm]
52.0	52.0	4.0	4.0	10.0

Results

Secondary Group Point Count	Secondary Group Max Longitudinal	Secondary Group Max Transverse	Hmax [dB(A/m)]
362	19	26	-20.65

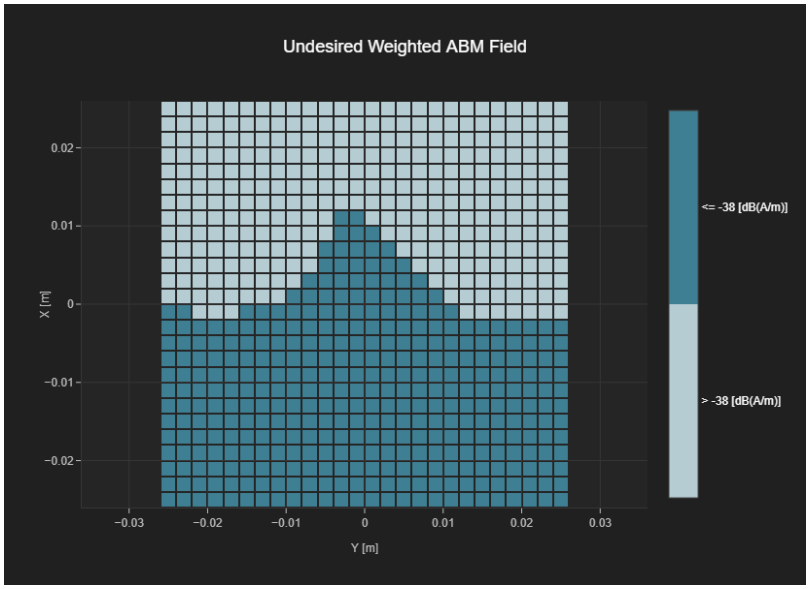

T-Coil Signal Test Report

Measurement performed on June 15, 2024 at 10:46

Device Under Test

Manufacturer	Model	Dimensions [mm]	Speaker Position [mm]
		146.2 x 71.8 x 7.5	144.3

Hardware Setup

Probe Name	Probe Calibration Date	DAE Name	DAE Calibration Date
AM1DV3 - 1048	June 04, 2024	DAE4 Sn480	September 19, 2023

Communication Systems

Band Name	Communication Systems Name	Channel	Frequency [MHz]
WLAN 2.4GHz	IEEE 802.11n (HT Mixed, 20MHz, MCS0, 90pc duty cycle)	7	2442.0

Grid Settings

Extent X [mm]	Extent Y [mm]	Step X [mm]	Step Y [mm]	Distance [mm]
52.0	52.0	4.0	4.0	10.0

Results

Audio File	Measurement Duration [s]	Margin Upper Bound [dB]	Margin Lower Bound [dB]
48k_voice_300-3000_2s.wav	2.0	2.0	0.6

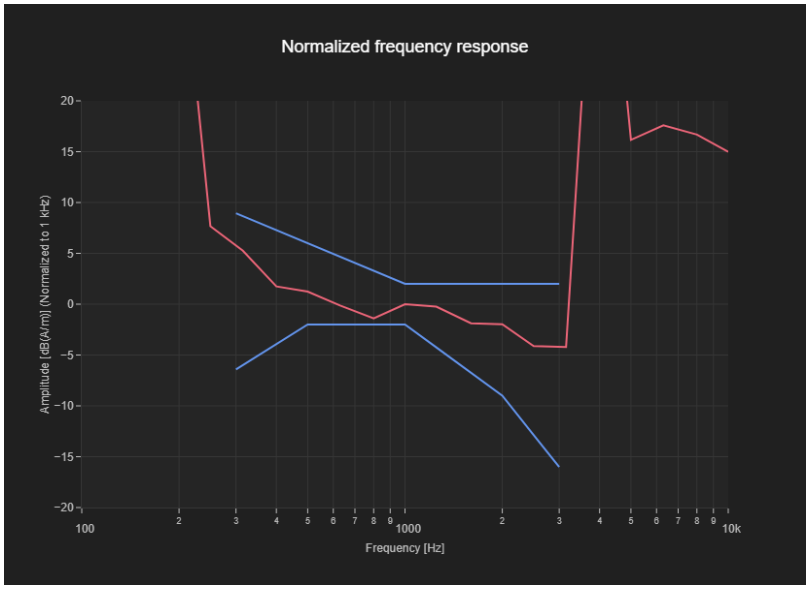

T-Coil Coupling Mode Test Report

Results

Primary Group Contiguous Point Count	Secondary Group Point Count	Secondary Group Max Longitudinal	Secondary Group Max Transverse
156	363	20	26

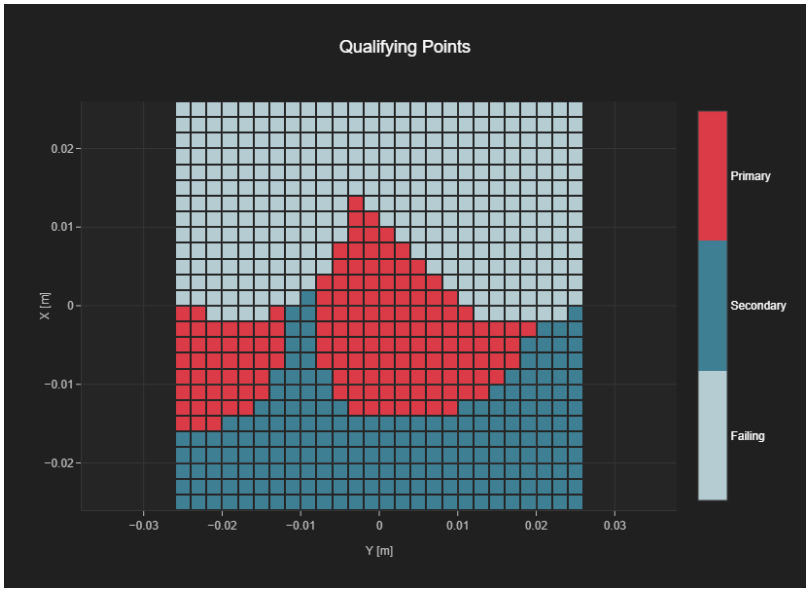

T-Coil Signal Test Report

Measurement performed on June 15, 2024 at 10:46

Device Under Test

Manufacturer	Model	Dimensions [mm]	Speaker Position [mm]
		146.2 x 71.8 x 7.5	144.3

Hardware Setup

Probe Name	Probe Calibration Date	DAE Name	DAE Calibration Date
AM1DV3 - 1048	June 04, 2024	DAE4 Sn480	September 19, 2023

Communication Systems

Band Name	Communication Systems Name	Channel	Frequency [MHz]
WLAN 2.4GHz	IEEE 802.11n (HT Mixed, 20MHz, MCS0, 90pc duty cycle)	7	2442.0

Grid Settings

Extent X [mm]	Extent Y [mm]	Step X [mm]	Step Y [mm]	Distance [mm]
52.0	52.0	4.0	4.0	10.0

Results

Audio File	Measurement Duration [s]	Gain [dB]	Hmax [dB(A/m)]
48k_voice_1kHz_1s.wav	2.0	-12.1	-1.3

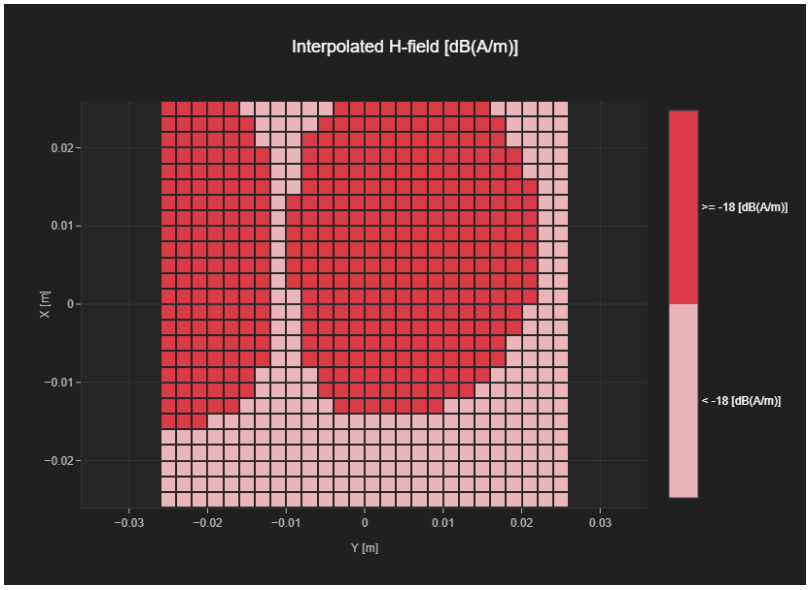

T-Coil Noise Test Report

Measurement performed on June 15, 2024 at 10:55

Device Under Test

Manufacturer	Model	Dimensions [mm]	Speaker Position [mm]
		146.2 x 71.8 x 7.5	144.3

Hardware Setup

Probe Name	Probe Calibration Date	DAE Name	DAE Calibration Date
AM1DV3 - 1048	June 04, 2024	DAE4 Sn480	September 19, 2023

Communication Systems

Band Name	Communication Systems Name	Channel	Frequency [MHz]
WLAN 2.4GHz	IEEE 802.11n (HT Mixed, 20MHz, MCS0, 90pc duty cycle)	7	2442.0

Grid Settings

Extent X [mm]	Extent Y [mm]	Step X [mm]	Step Y [mm]	Distance [mm]
52.0	52.0	4.0	4.0	10.0

Results

Secondary Group Point Count	Secondary Group Max Longitudinal	Secondary Group Max Transverse	Hmax [dB(A/m)]
363	20	26	-20.57

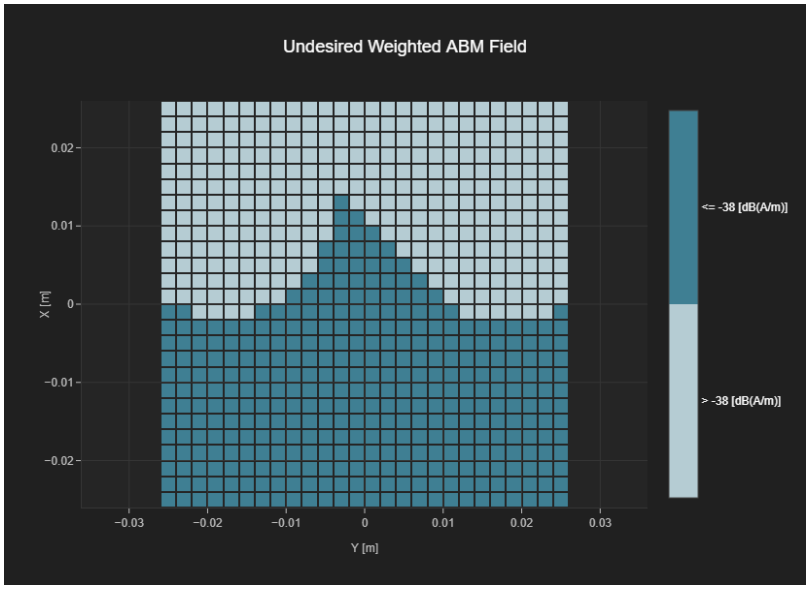

T-Coil Signal Test Report

Measurement performed on June 15, 2024 at 11:07

Device Under Test

Manufacturer	Model	Dimensions [mm]	Speaker Position [mm]
		146.2 x 71.8 x 7.5	144.3

Hardware Setup

Probe Name	Probe Calibration Date	DAE Name	DAE Calibration Date
AM1DV3 - 1048	June 04, 2024	DAE4 Sn480	September 19, 2023

Communication Systems

Band Name	Communication Systems Name	Channel	Frequency [MHz]
WLAN 2.4GHz	IEEE 802.11n (HT Mixed, 40MHz, MCS0, 90pc duty cycle)	7	2442.0

Grid Settings

Extent X [mm]	Extent Y [mm]	Step X [mm]	Step Y [mm]	Distance [mm]
52.0	52.0	4.0	4.0	10.0

Results

Audio File	Measurement Duration [s]	Margin Upper Bound [dB]	Margin Lower Bound [dB]
48k_voice_300-3000_2s.wav	2.0	1.72	2.0

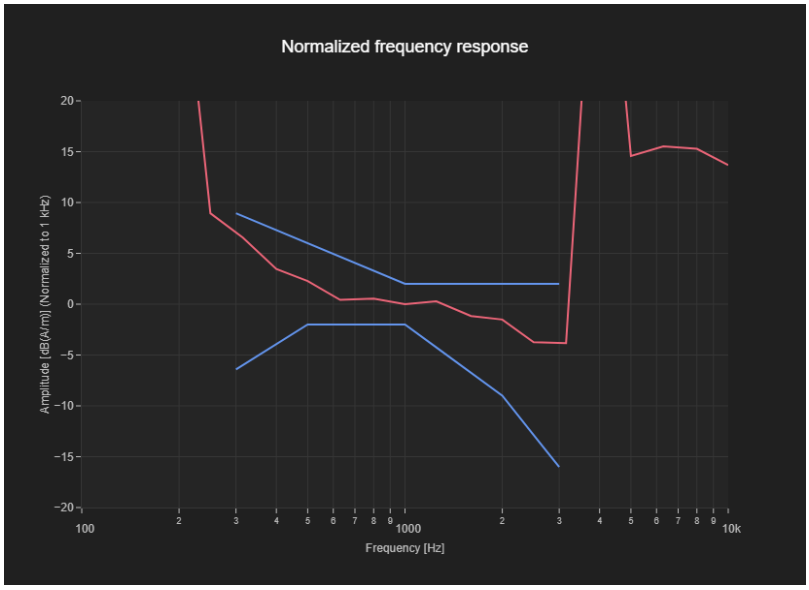

T-Coil Coupling Mode Test Report

Results

Primary Group Contiguous Point Count	Secondary Group Point Count	Secondary Group Max Longitudinal	Secondary Group Max Transverse
145	363	19	26

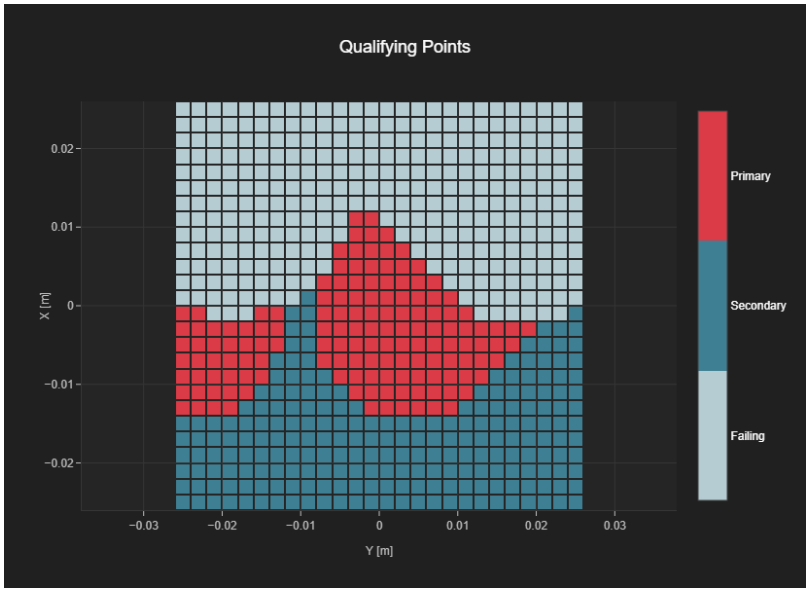

T-Coil Signal Test Report

Measurement performed on June 15, 2024 at 11:07

Device Under Test

Manufacturer	Model	Dimensions [mm]	Speaker Position [mm]
		146.2 x 71.8 x 7.5	144.3

Hardware Setup

Probe Name	Probe Calibration Date	DAE Name	DAE Calibration Date
AM1DV3 - 1048	June 04, 2024	DAE4 Sn480	September 19, 2023

Communication Systems

Band Name	Communication Systems Name	Channel	Frequency [MHz]
WLAN 2.4GHz	IEEE 802.11n (HT Mixed, 40MHz, MCS0, 90pc duty cycle)	7	2442.0

Grid Settings

Extent X [mm]	Extent Y [mm]	Step X [mm]	Step Y [mm]	Distance [mm]
52.0	52.0	4.0	4.0	10.0

Results

Audio File	Measurement Duration [s]	Gain [dB]	Hmax [dB(A/m)]
48k_voice_1kHz_1s.wav	2.0	-12.1	-2.11

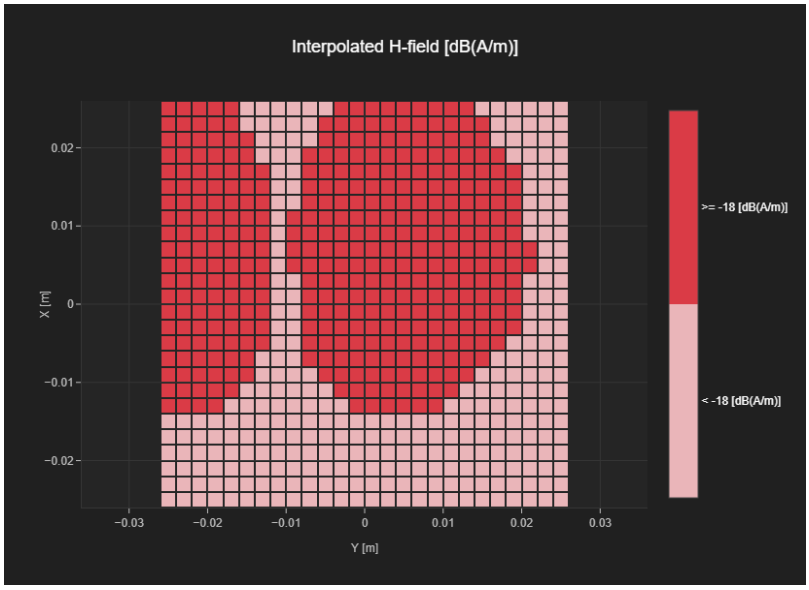

T-Coil Noise Test Report

Measurement performed on June 15, 2024 at 11:18

Device Under Test

Manufacturer	Model	Dimensions [mm]	Speaker Position [mm]
		146.2 x 71.8 x 7.5	144.3

Hardware Setup

Probe Name	Probe Calibration Date	DAE Name	DAE Calibration Date
AM1DV3 - 1048	June 04, 2024	DAE4 Sn480	September 19, 2023

Communication Systems

Band Name	Communication Systems Name	Channel	Frequency [MHz]
WLAN 2.4GHz	IEEE 802.11n (HT Mixed, 40MHz, MCS0, 90pc duty cycle)	7	2442.0

Grid Settings

Extent X [mm]	Extent Y [mm]	Step X [mm]	Step Y [mm]	Distance [mm]
52.0	52.0	4.0	4.0	10.0

Results

Secondary Group Point Count	Secondary Group Max Longitudinal	Secondary Group Max Transverse	Hmax [dB(A/m)]
363	19	26	-20.31

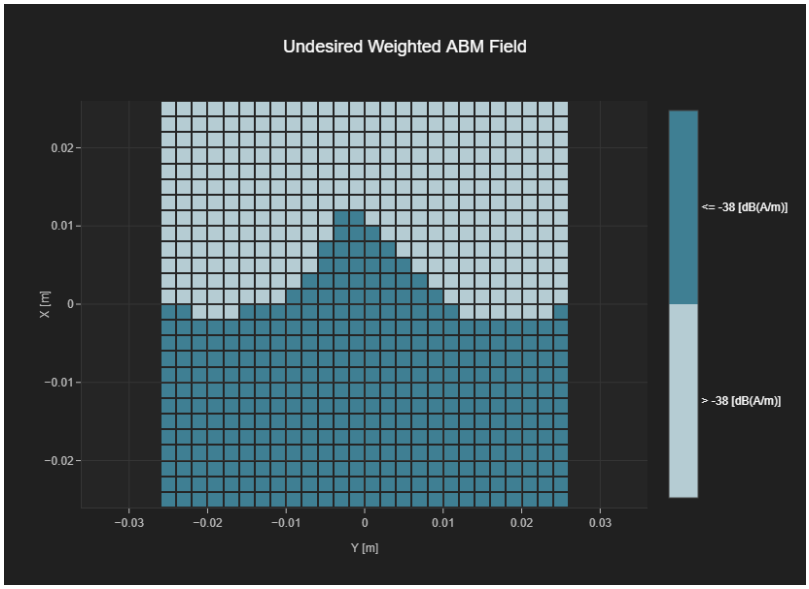

T-Coil Signal Test Report

Measurement performed on June 15, 2024 at 11:40

Device Under Test

Manufacturer	Model	Dimensions [mm]	Speaker Position [mm]
		146.2 x 71.8 x 7.5	144.3

Hardware Setup

Probe Name	Probe Calibration Date	DAE Name	DAE Calibration Date
AM1DV3 - 1048	June 04, 2024	DAE4 Sn480	September 19, 2023

Communication Systems

Band Name	Communication Systems Name	Channel	Frequency [MHz]
WLAN 5GHz	IEEE 802.11a WiFi 5 GHz (OFDM, 6 Mbps, 96pc duty cycle)	44	5220.0

Grid Settings

Extent X [mm]	Extent Y [mm]	Step X [mm]	Step Y [mm]	Distance [mm]
52.0	52.0	4.0	4.0	10.0

Results

Audio File	Measurement Duration [s]	Margin Upper Bound [dB]	Margin Lower Bound [dB]
48k_voice_300-3000_2s.wav	2.0	0.99	2.0

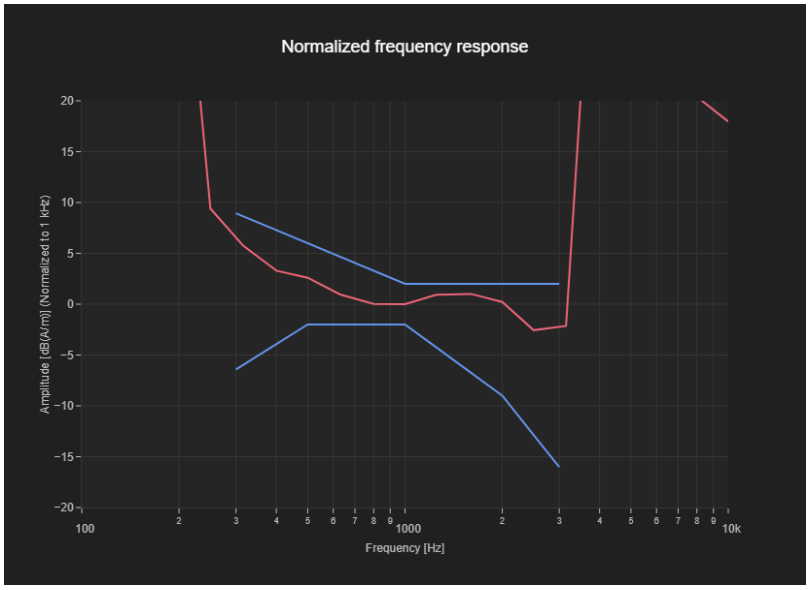

T-Coil Coupling Mode Test Report

Results

Primary Group Contiguous Point Count	Secondary Group Point Count	Secondary Group Max Longitudinal	Secondary Group Max Transverse
175	383	19	26

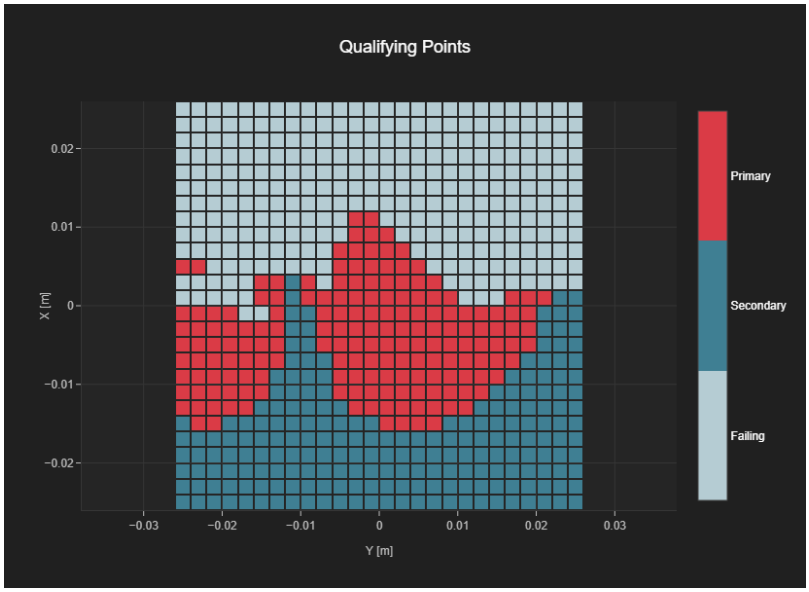

T-Coil Signal Test Report

Measurement performed on June 15, 2024 at 11:40

Device Under Test

Manufacturer	Model	Dimensions [mm]	Speaker Position [mm]
		146.2 x 71.8 x 7.5	144.3

Hardware Setup

Probe Name	Probe Calibration Date	DAE Name	DAE Calibration Date
AM1DV3 - 1048	June 04, 2024	DAE4 Sn480	September 19, 2023

Communication Systems

Band Name	Communication Systems Name	Channel	Frequency [MHz]
WLAN 5GHz	IEEE 802.11a WiFi 5 GHz (OFDM, 6 Mbps, 96pc duty cycle)	44	5220.0

Grid Settings

Extent X [mm]	Extent Y [mm]	Step X [mm]	Step Y [mm]	Distance [mm]
52.0	52.0	4.0	4.0	10.0

Results

Audio File	Measurement Duration [s]	Gain [dB]	Hmax [dB(A/m)]
48k_voice_1kHz_1s.wav	2.0	-12.1	-1.29

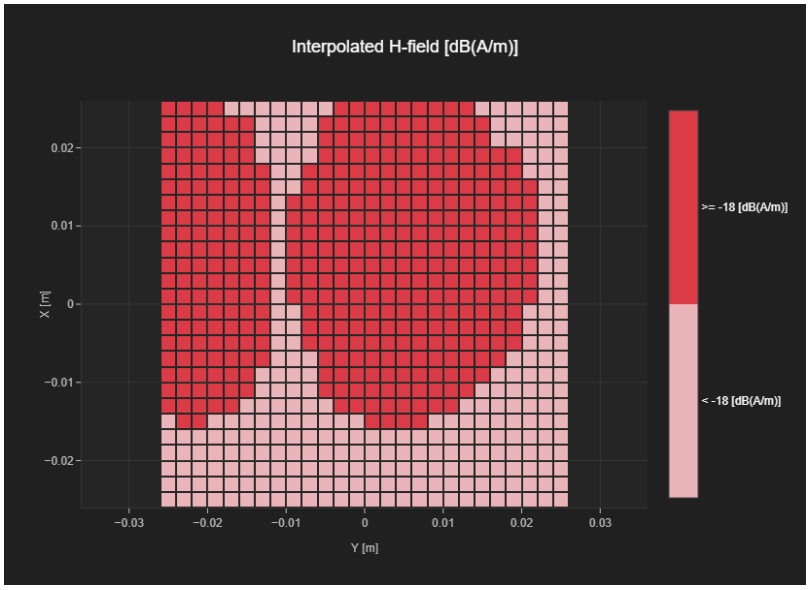

T-Coil Noise Test Report

Measurement performed on June 15, 2024 at 11:53

Device Under Test

Manufacturer	Model	Dimensions [mm]	Speaker Position [mm]
		146.2 x 71.8 x 7.5	144.3

Hardware Setup

Probe Name	Probe Calibration Date	DAE Name	DAE Calibration Date
AM1DV3 - 1048	June 04, 2024	DAE4 Sn480	September 19, 2023

Communication Systems

Band Name	Communication Systems Name	Channel	Frequency [MHz]
WLAN 5GHz	IEEE 802.11a WiFi 5 GHz (OFDM, 6 Mbps, 96pc duty cycle)	44	5220.0

Grid Settings

Extent X [mm]	Extent Y [mm]	Step X [mm]	Step Y [mm]	Distance [mm]
52.0	52.0	4.0	4.0	10.0

Results

Secondary Group Point Count	Secondary Group Max Longitudinal	Secondary Group Max Transverse	Hmax [dB(A/m)]
383	19	26	-19.96

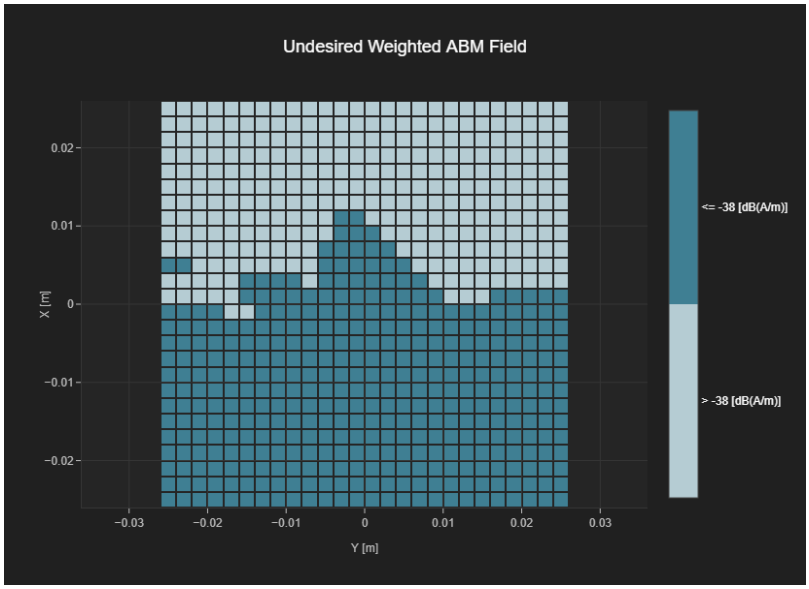

T-Coil Signal Test Report

Measurement performed on June 15, 2024 at 12:09

Device Under Test

Manufacturer	Model	Dimensions [mm]	Speaker Position [mm]
		146.2 x 71.8 x 7.5	144.3

Hardware Setup

Probe Name	Probe Calibration Date	DAE Name	DAE Calibration Date
AM1DV3 - 1048	June 04, 2024	DAE4 Sn480	September 19, 2023

Communication Systems

Band Name	Communication Systems Name	Channel	Frequency [MHz]
WLAN 5GHz	IEEE 802.11a WiFi 5 GHz (OFDM, 6 Mbps, 96pc duty cycle)	60	5300.0

Grid Settings

Extent X [mm]	Extent Y [mm]	Step X [mm]	Step Y [mm]	Distance [mm]
52.0	52.0	4.0	4.0	10.0

Results

Audio File	Measurement Duration [s]	Margin Upper Bound [dB]	Margin Lower Bound [dB]
48k_voice_300-3000_2s.wav	2.0	2.0	0.09

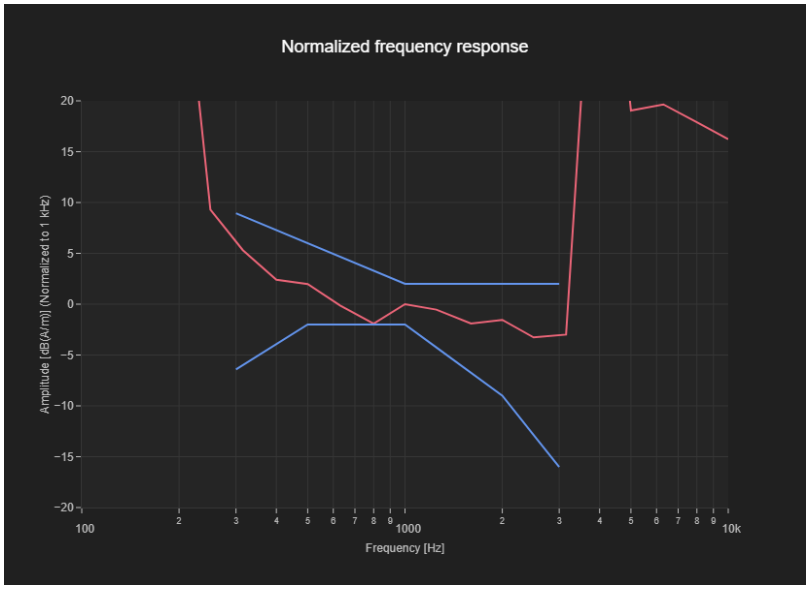

T-Coil Coupling Mode Test Report

Results

Primary Group Contiguous Point Count	Secondary Group Point Count	Secondary Group Max Longitudinal	Secondary Group Max Transverse
221	436	20	26

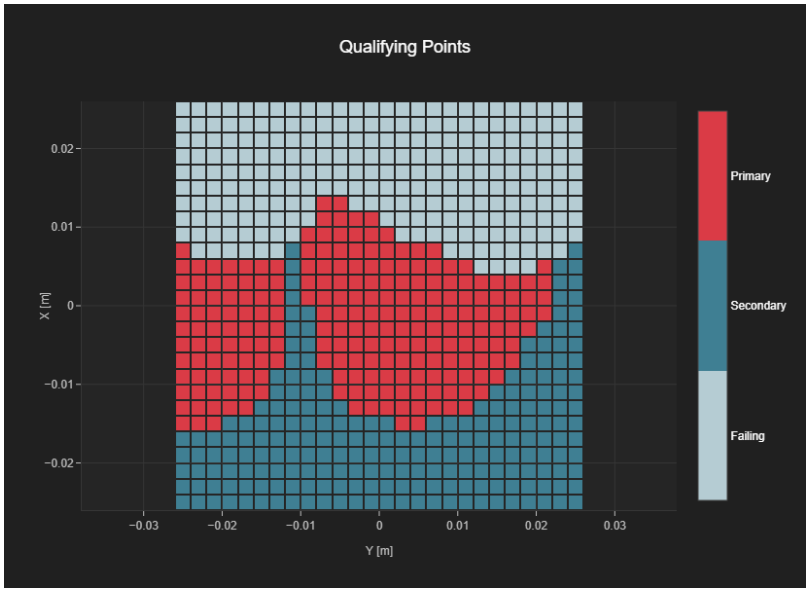

T-Coil Signal Test Report

Measurement performed on June 15, 2024 at 12:09

Device Under Test

Manufacturer	Model	Dimensions [mm]	Speaker Position [mm]
		146.2 x 71.8 x 7.5	144.3

Hardware Setup

Probe Name	Probe Calibration Date	DAE Name	DAE Calibration Date
AM1DV3 - 1048	June 04, 2024	DAE4 Sn480	September 19, 2023

Communication Systems

Band Name	Communication Systems Name	Channel	Frequency [MHz]
WLAN 5GHz	IEEE 802.11a WiFi 5 GHz (OFDM, 6 Mbps, 96pc duty cycle)	60	5300.0

Grid Settings

Extent X [mm]	Extent Y [mm]	Step X [mm]	Step Y [mm]	Distance [mm]
52.0	52.0	4.0	4.0	10.0

Results

Audio File	Measurement Duration [s]	Gain [dB]	Hmax [dB(A/m)]
48k_voice_1kHz_1s.wav	2.0	-12.1	-1.36

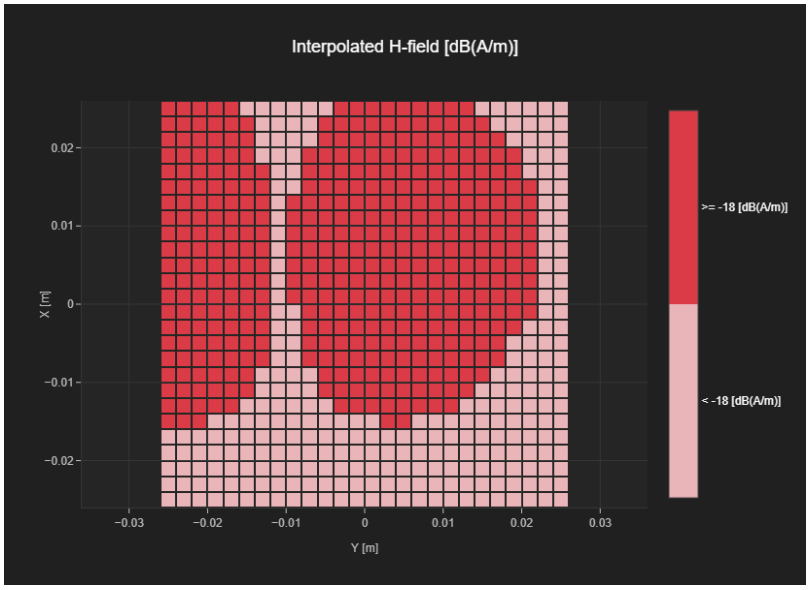

T-Coil Noise Test Report

Measurement performed on June 15, 2024 at 12:20

Device Under Test

Manufacturer	Model	Dimensions [mm]	Speaker Position [mm]
		146.2 x 71.8 x 7.5	144.3

Hardware Setup

Probe Name	Probe Calibration Date	DAE Name	DAE Calibration Date
AM1DV3 - 1048	June 04, 2024	DAE4 Sn480	September 19, 2023

Communication Systems

Band Name	Communication Systems Name	Channel	Frequency [MHz]
WLAN 5GHz	IEEE 802.11a WiFi 5 GHz (OFDM, 6 Mbps, 96pc duty cycle)	60	5300.0

Grid Settings

Extent X [mm]	Extent Y [mm]	Step X [mm]	Step Y [mm]	Distance [mm]
52.0	52.0	4.0	4.0	10.0

Results

Secondary Group Point Count	Secondary Group Max Longitudinal	Secondary Group Max Transverse	Hmax [dB(A/m)]
436	20	26	-24.38

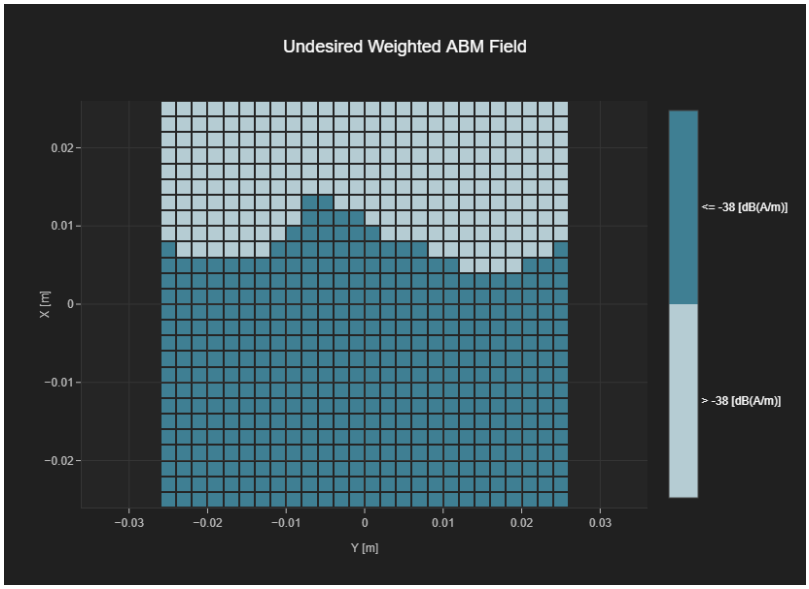

T-Coil Signal Test Report

Measurement performed on June 15, 2024 at 13:06

Device Under Test

Manufacturer	Model	Dimensions [mm]	Speaker Position [mm]
		146.2 x 71.8 x 7.5	144.3

Hardware Setup

Probe Name	Probe Calibration Date	DAE Name	DAE Calibration Date
AM1DV3 - 1048	June 04, 2024	DAE4 Sn480	September 19, 2023

Communication Systems

Band Name	Communication Systems Name	Channel	Frequency [MHz]
WLAN 5GHz	IEEE 802.11a WiFi 5 GHz (OFDM, 6 Mbps, 96pc duty cycle)	120	5600.0

Grid Settings

Extent X [mm]	Extent Y [mm]	Step X [mm]	Step Y [mm]	Distance [mm]
52.0	52.0	4.0	4.0	10.0

Results

Audio File	Measurement Duration [s]	Margin Upper Bound [dB]	Margin Lower Bound [dB]
48k_voice_300-3000_2s.wav	2.0	1.55	1.5

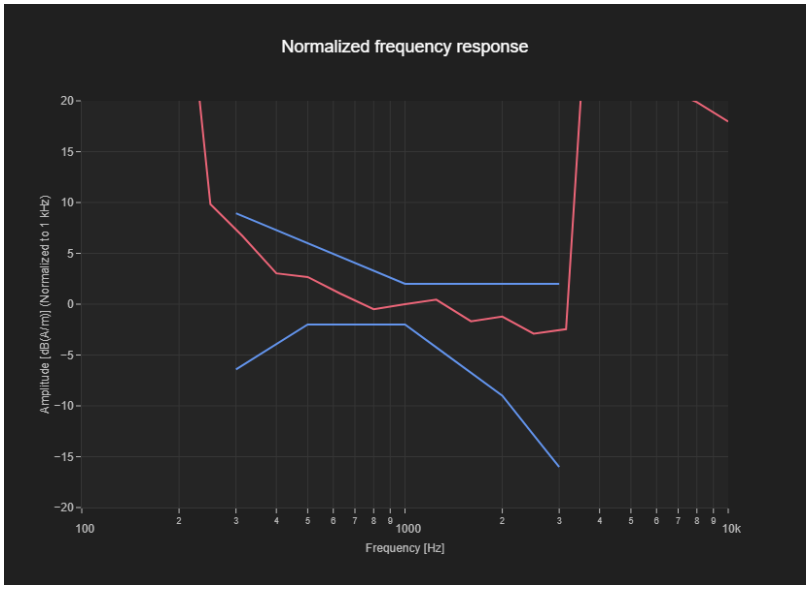

T-Coil Coupling Mode Test Report

Results

Primary Group Contiguous Point Count	Secondary Group Point Count	Secondary Group Max Longitudinal	Secondary Group Max Transverse
180	404	19	26

T-Coil Signal Test Report

Measurement performed on June 15, 2024 at 13:06

Device Under Test

Manufacturer	Model	Dimensions [mm]	Speaker Position [mm]
		146.2 x 71.8 x 7.5	144.3

Hardware Setup

Probe Name	Probe Calibration Date	DAE Name	DAE Calibration Date
AM1DV3 - 1048	June 04, 2024	DAE4 Sn480	September 19, 2023

Communication Systems

Band Name	Communication Systems Name	Channel	Frequency [MHz]
WLAN 5GHz	IEEE 802.11a WiFi 5 GHz (OFDM, 6 Mbps, 96pc duty cycle)	120	5600.0

Grid Settings

Extent X [mm]	Extent Y [mm]	Step X [mm]	Step Y [mm]	Distance [mm]
52.0	52.0	4.0	4.0	10.0

Results

Audio File	Measurement Duration [s]	Gain [dB]	Hmax [dB(A/m)]
48k_voice_1kHz_1s.wav	2.0	-12.1	-1.45

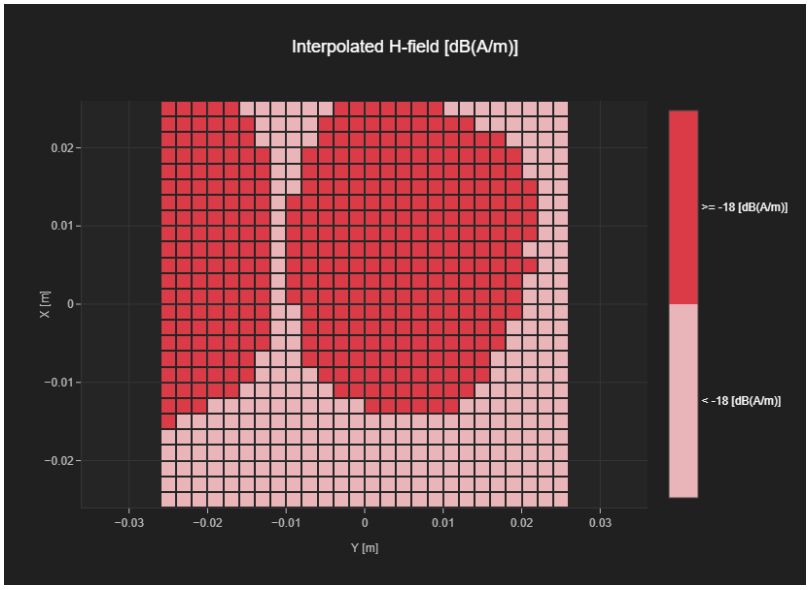

T-Coil Noise Test Report

Measurement performed on June 15, 2024 at 13:18

Device Under Test

Manufacturer	Model	Dimensions [mm]	Speaker Position [mm]
		146.2 x 71.8 x 7.5	144.3

Hardware Setup

Probe Name	Probe Calibration Date	DAE Name	DAE Calibration Date
AM1DV3 - 1048	June 04, 2024	DAE4 Sn480	September 19, 2023

Communication Systems

Band Name	Communication Systems Name	Channel	Frequency [MHz]
WLAN 5GHz	IEEE 802.11a WiFi 5 GHz (OFDM, 6 Mbps, 96pc duty cycle)	120	5600.0

Grid Settings

Extent X [mm]	Extent Y [mm]	Step X [mm]	Step Y [mm]	Distance [mm]
52.0	52.0	4.0	4.0	10.0

Results

Secondary Group Point Count	Secondary Group Max Longitudinal	Secondary Group Max Transverse	Hmax [dB(A/m)]
404	19	26	-22.91

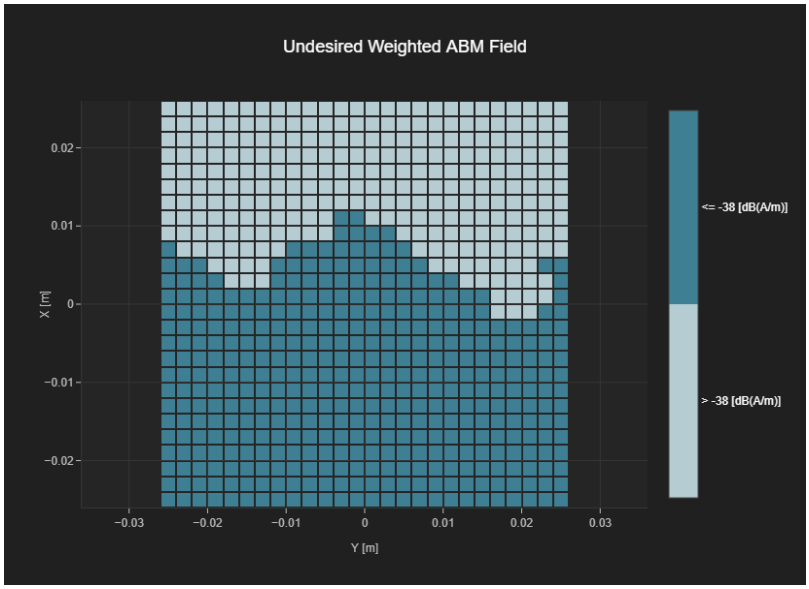

T-Coil Signal Test Report

Measurement performed on June 15, 2024 at 13:33

Device Under Test

Manufacturer	Model	Dimensions [mm]	Speaker Position [mm]
		146.2 x 71.8 x 7.5	144.3

Hardware Setup

Probe Name	Probe Calibration Date	DAE Name	DAE Calibration Date
AM1DV3 - 1048	June 04, 2024	DAE4 Sn480	September 19, 2023

Communication Systems

Band Name	Communication Systems Name	Channel	Frequency [MHz]
WLAN 5GHz	IEEE 802.11a WiFi 5 GHz (OFDM, 6 Mbps, 96pc duty cycle)	157	5785.0

Grid Settings

Extent X [mm]	Extent Y [mm]	Step X [mm]	Step Y [mm]	Distance [mm]
52.0	52.0	4.0	4.0	10.0

Results

Audio File	Measurement Duration [s]	Margin Upper Bound [dB]	Margin Lower Bound [dB]
48k_voice_300-3000_2s.wav	2.0	2.0	0.79

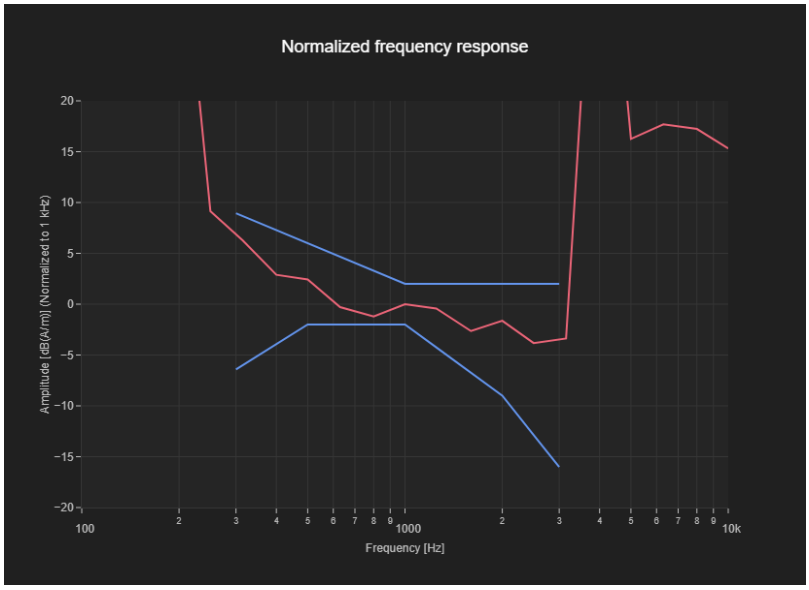

T-Coil Coupling Mode Test Report

Results

Primary Group Contiguous Point Count	Secondary Group Point Count	Secondary Group Max Longitudinal	Secondary Group Max Transverse
179	395	19	26

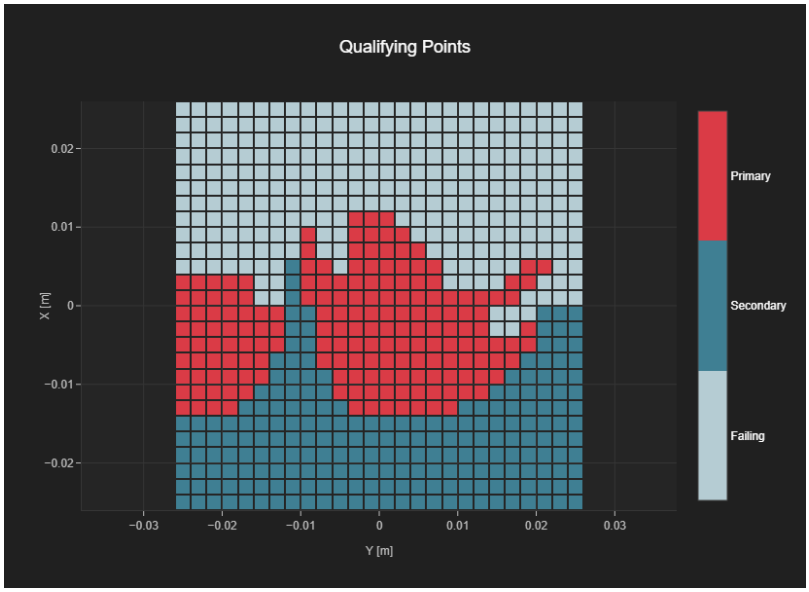

T-Coil Signal Test Report

Measurement performed on June 15, 2024 at 13:33

Device Under Test

Manufacturer	Model	Dimensions [mm]	Speaker Position [mm]
		146.2 x 71.8 x 7.5	144.3

Hardware Setup

Probe Name	Probe Calibration Date	DAE Name	DAE Calibration Date
AM1DV3 - 1048	June 04, 2024	DAE4 Sn480	September 19, 2023

Communication Systems

Band Name	Communication Systems Name	Channel	Frequency [MHz]
WLAN 5GHz	IEEE 802.11a WiFi 5 GHz (OFDM, 6 Mbps, 96pc duty cycle)	157	5785.0

Grid Settings

Extent X [mm]	Extent Y [mm]	Step X [mm]	Step Y [mm]	Distance [mm]
52.0	52.0	4.0	4.0	10.0

Results

Audio File	Measurement Duration [s]	Gain [dB]	Hmax [dB(A/m)]
48k_voice_1kHz_1s.wav	2.0	-12.1	-1.15

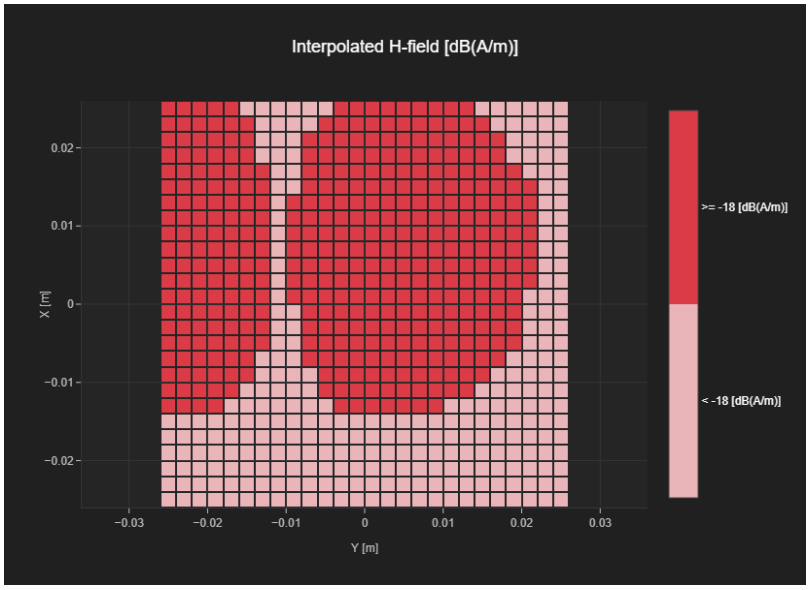

T-Coil Noise Test Report

Measurement performed on June 15, 2024 at 13:42

Device Under Test

Manufacturer	Model	Dimensions [mm]	Speaker Position [mm]
		146.2 x 71.8 x 7.5	144.3

Hardware Setup

Probe Name	Probe Calibration Date	DAE Name	DAE Calibration Date
AM1DV3 - 1048	June 04, 2024	DAE4 Sn480	September 19, 2023

Communication Systems

Band Name	Communication Systems Name	Channel	Frequency [MHz]
WLAN 5GHz	IEEE 802.11a WiFi 5 GHz (OFDM, 6 Mbps, 96pc duty cycle)	157	5785.0

Grid Settings

Extent X [mm]	Extent Y [mm]	Step X [mm]	Step Y [mm]	Distance [mm]
52.0	52.0	4.0	4.0	10.0

Results

Secondary Group Point Count	Secondary Group Max Longitudinal	Secondary Group Max Transverse	Hmax [dB(A/m)]
395	19	26	-21.31

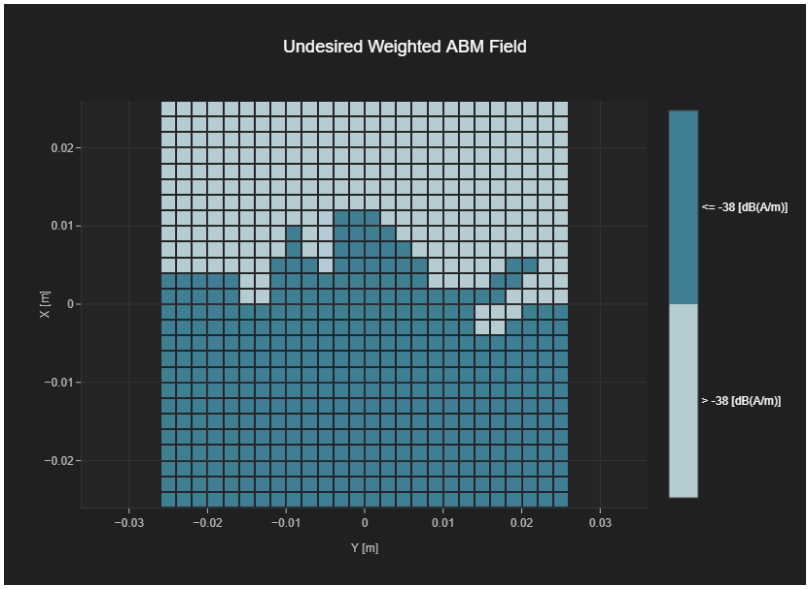

T-Coil Signal Test Report

Measurement performed on June 15, 2024 at 14:36

Device Under Test

Manufacturer	Model	Dimensions [mm]	Speaker Position [mm]
		146.2 x 71.8 x 7.5	144.3

Hardware Setup

Probe Name	Probe Calibration Date	DAE Name	DAE Calibration Date
AM1DV3 - 1048	June 04, 2024	DAE4 Sn480	September 19, 2023

Communication Systems

Band Name	Communication Systems Name	Channel	Frequency [MHz]
WLAN 5GHz	IEEE 802.11n (HT Mixed, 20MHz, MCS0, 90pc duty cycle)	44	5220.0

Grid Settings

Extent X [mm]	Extent Y [mm]	Step X [mm]	Step Y [mm]	Distance [mm]
52.0	52.0	4.0	4.0	10.0

Results

Audio File	Measurement Duration [s]	Margin Upper Bound [dB]	Margin Lower Bound [dB]
48k_voice_300-3000_2s.wav	2.0	1.93	0.88

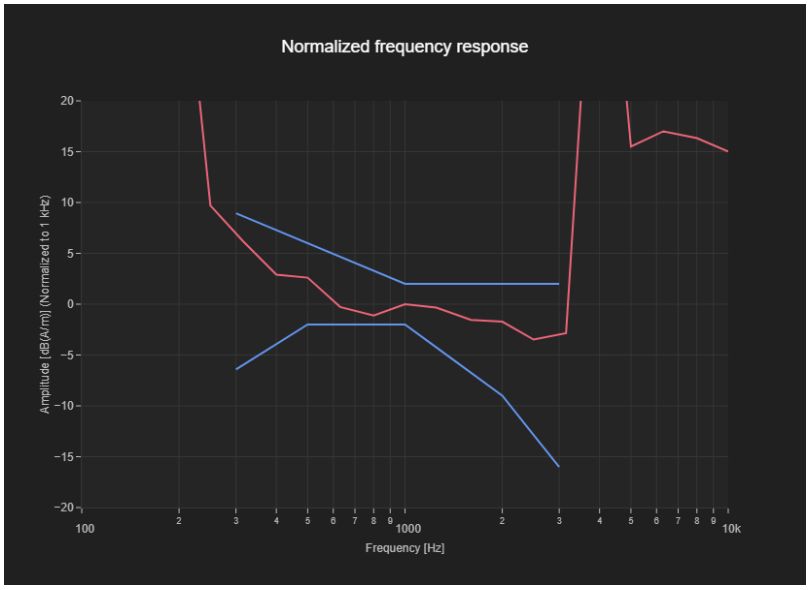

T-Coil Coupling Mode Test Report

Results

Primary Group Contiguous Point Count	Secondary Group Point Count	Secondary Group Max Longitudinal	Secondary Group Max Transverse
194	408	21	26

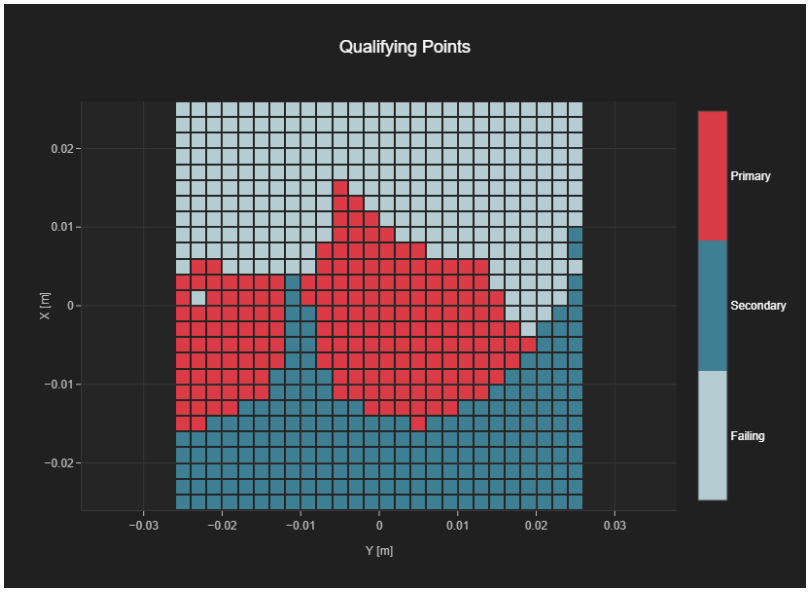

T-Coil Signal Test Report

Measurement performed on June 15, 2024 at 14:36

Device Under Test

Manufacturer	Model	Dimensions [mm]	Speaker Position [mm]
		146.2 x 71.8 x 7.5	144.3

Hardware Setup

Probe Name	Probe Calibration Date	DAE Name	DAE Calibration Date
AM1DV3 - 1048	June 04, 2024	DAE4 Sn480	September 19, 2023

Communication Systems

Band Name	Communication Systems Name	Channel	Frequency [MHz]
WLAN 5GHz	IEEE 802.11n (HT Mixed, 20MHz, MCS0, 90pc duty cycle)	44	5220.0

Grid Settings

Extent X [mm]	Extent Y [mm]	Step X [mm]	Step Y [mm]	Distance [mm]
52.0	52.0	4.0	4.0	10.0

Results

Audio File	Measurement Duration [s]	Gain [dB]	Hmax [dB(A/m)]
48k_voice_1kHz_1s.wav	2.0	-12.1	-1.17

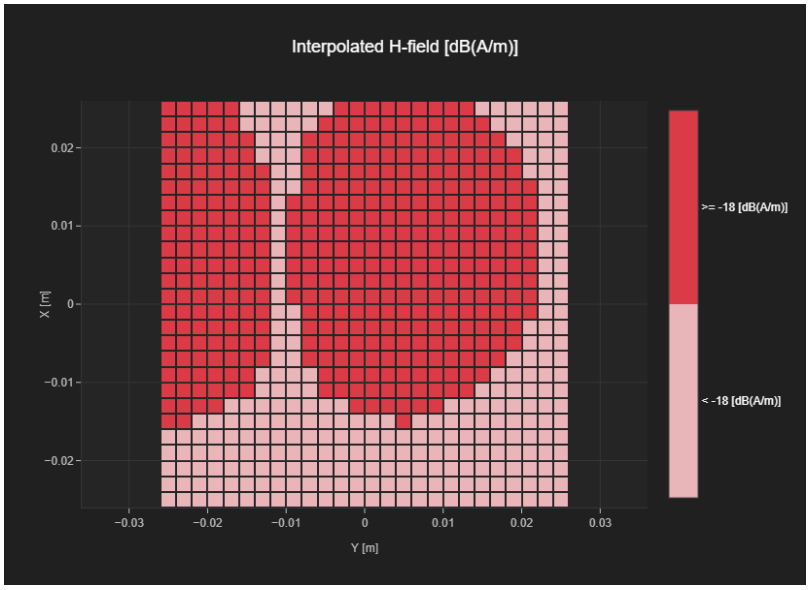

T-Coil Noise Test Report

Measurement performed on June 15, 2024 at 14:48

Device Under Test

Manufacturer	Model	Dimensions [mm]	Speaker Position [mm]
		146.2 x 71.8 x 7.5	144.3

Hardware Setup

Probe Name	Probe Calibration Date	DAE Name	DAE Calibration Date
AM1DV3 - 1048	June 04, 2024	DAE4 Sn480	September 19, 2023

Communication Systems

Band Name	Communication Systems Name	Channel	Frequency [MHz]
WLAN 5GHz	IEEE 802.11n (HT Mixed, 20MHz, MCS0, 90pc duty cycle)	44	5220.0

Grid Settings

Extent X [mm]	Extent Y [mm]	Step X [mm]	Step Y [mm]	Distance [mm]
52.0	52.0	4.0	4.0	10.0

Results

Secondary Group Point Count	Secondary Group Max Longitudinal	Secondary Group Max Transverse	Hmax [dB(A/m)]
408	21	26	-22.46

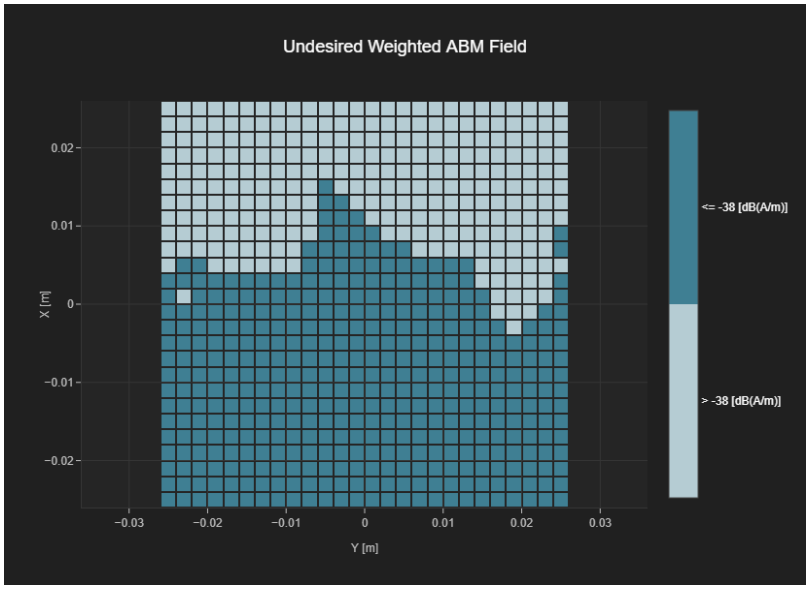

T-Coil Signal Test Report

Measurement performed on June 15, 2024 at 15:03

Device Under Test

Manufacturer	Model	Dimensions [mm]	Speaker Position [mm]
		146.2 x 71.8 x 7.5	144.3

Hardware Setup

Probe Name	Probe Calibration Date	DAE Name	DAE Calibration Date
AM1DV3 - 1048	June 04, 2024	DAE4 Sn480	September 19, 2023

Communication Systems

Band Name	Communication Systems Name	Channel	Frequency [MHz]
WLAN 5GHz	IEEE 802.11n (HT Mixed, 40MHz, MCS0, 90pc duty cycle)	46	5230.0

Grid Settings

Extent X [mm]	Extent Y [mm]	Step X [mm]	Step Y [mm]	Distance [mm]
52.0	52.0	4.0	4.0	10.0

Results

Audio File	Measurement Duration [s]	Margin Upper Bound [dB]	Margin Lower Bound [dB]
48k_voice_300-3000_2s.wav	2.0	1.51	0.81

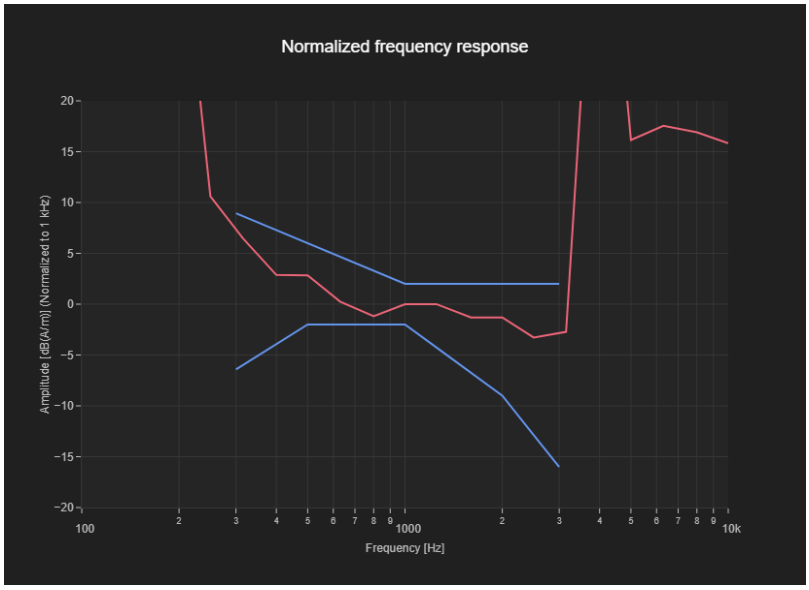

T-Coil Coupling Mode Test Report

Results

Primary Group Contiguous Point Count	Secondary Group Point Count	Secondary Group Max Longitudinal	Secondary Group Max Transverse
230	448	21	26

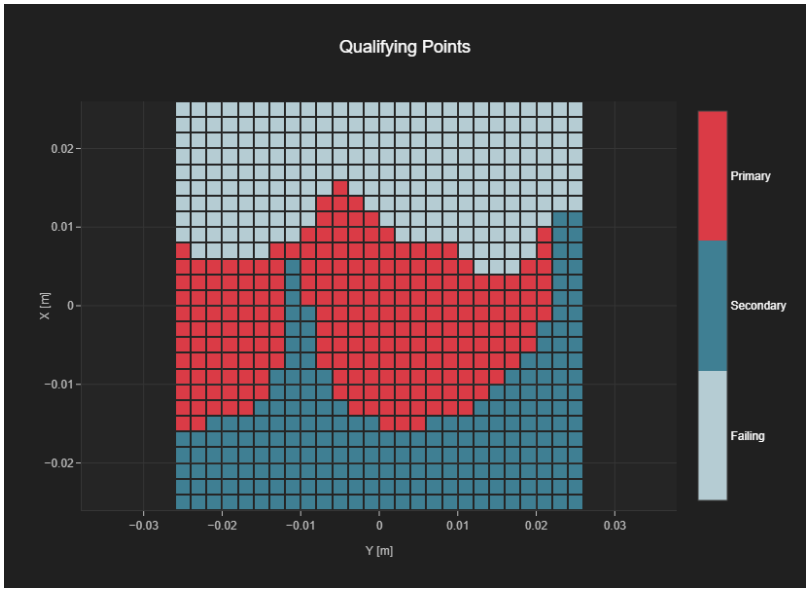

T-Coil Signal Test Report

Measurement performed on June 15, 2024 at 15:03

Device Under Test

Manufacturer	Model	Dimensions [mm]	Speaker Position [mm]
		146.2 x 71.8 x 7.5	144.3

Hardware Setup

Probe Name	Probe Calibration Date	DAE Name	DAE Calibration Date
AM1DV3 - 1048	June 04, 2024	DAE4 Sn480	September 19, 2023

Communication Systems

Band Name	Communication Systems Name	Channel	Frequency [MHz]
WLAN 5GHz	IEEE 802.11n (HT Mixed, 40MHz, MCS0, 90pc duty cycle)	46	5230.0

Grid Settings

Extent X [mm]	Extent Y [mm]	Step X [mm]	Step Y [mm]	Distance [mm]
52.0	52.0	4.0	4.0	10.0

Results

Audio File	Measurement Duration [s]	Gain [dB]	Hmax [dB(A/m)]
48k_voice_1kHz_1s.wav	2.0	-12.1	-1.12

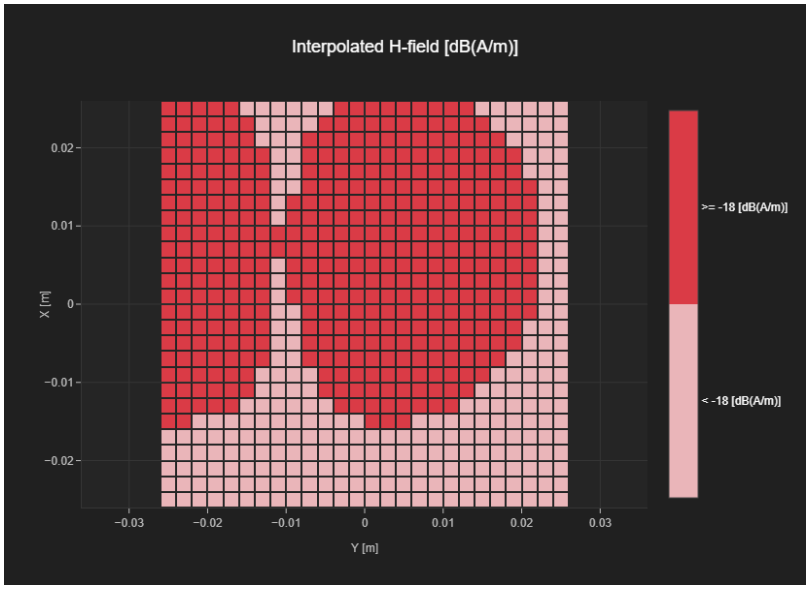

T-Coil Noise Test Report

Measurement performed on June 15, 2024 at 15:12

Device Under Test

Manufacturer	Model	Dimensions [mm]	Speaker Position [mm]
		146.2 x 71.8 x 7.5	144.3

Hardware Setup

Probe Name	Probe Calibration Date	DAE Name	DAE Calibration Date
AM1DV3 - 1048	June 04, 2024	DAE4 Sn480	September 19, 2023

Communication Systems

Band Name	Communication Systems Name	Channel	Frequency [MHz]
WLAN 5GHz	IEEE 802.11n (HT Mixed, 40MHz, MCS0, 90pc duty cycle)	46	5230.0

Grid Settings

Extent X [mm]	Extent Y [mm]	Step X [mm]	Step Y [mm]	Distance [mm]
52.0	52.0	4.0	4.0	10.0

Results

Secondary Group Point Count	Secondary Group Max Longitudinal	Secondary Group Max Transverse	Hmax [dB(A/m)]
448	21	26	-25.78

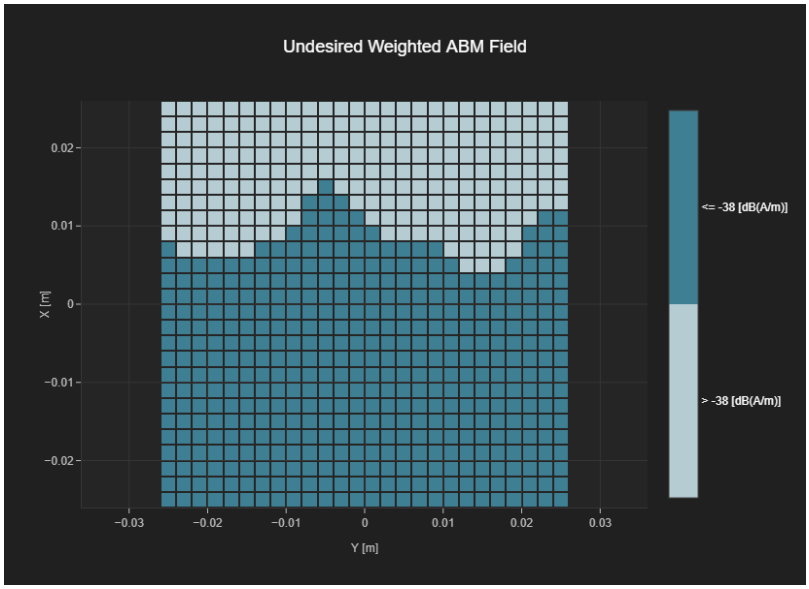

T-Coil Signal Test Report

Measurement performed on June 15, 2024 at 15:28

Device Under Test

Manufacturer	Model	Dimensions [mm]	Speaker Position [mm]
		146.2 x 71.8 x 7.5	144.3

Hardware Setup

Probe Name	Probe Calibration Date	DAE Name	DAE Calibration Date
AM1DV3 - 1048	June 04, 2024	DAE4 Sn480	September 19, 2023

Communication Systems

Band Name	Communication Systems Name	Channel	Frequency [MHz]
WLAN 5GHz	IEEE 802.11ac WiFi (20MHz, MCS0, 90pc duty cycle)	44	5220.0

Grid Settings

Extent X [mm]	Extent Y [mm]	Step X [mm]	Step Y [mm]	Distance [mm]
52.0	52.0	4.0	4.0	10.0

Results

Audio File	Measurement Duration [s]	Margin Upper Bound [dB]	Margin Lower Bound [dB]
48k_voice_300-3000_2s.wav	2.0	1.97	0.92

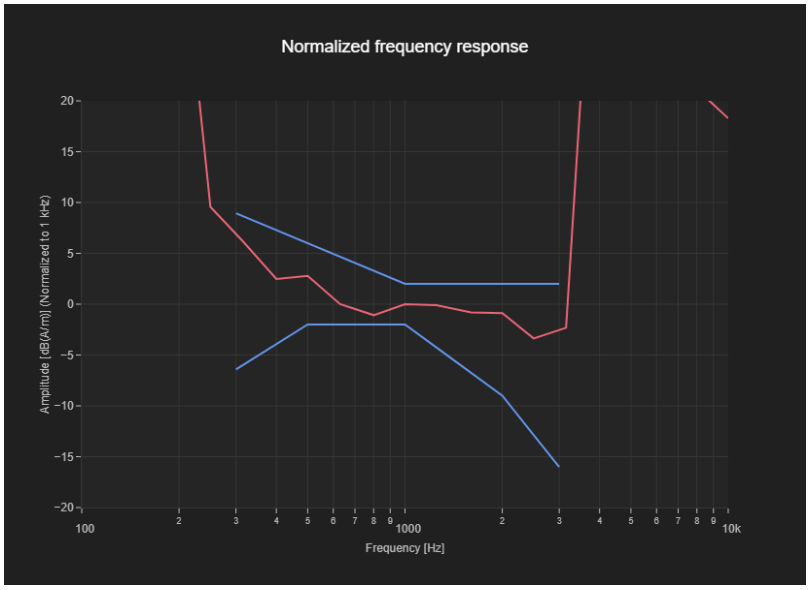

T-Coil Coupling Mode Test Report

Results

Primary Group Contiguous Point Count	Secondary Group Point Count	Secondary Group Max Longitudinal	Secondary Group Max Transverse
233	453	20	26

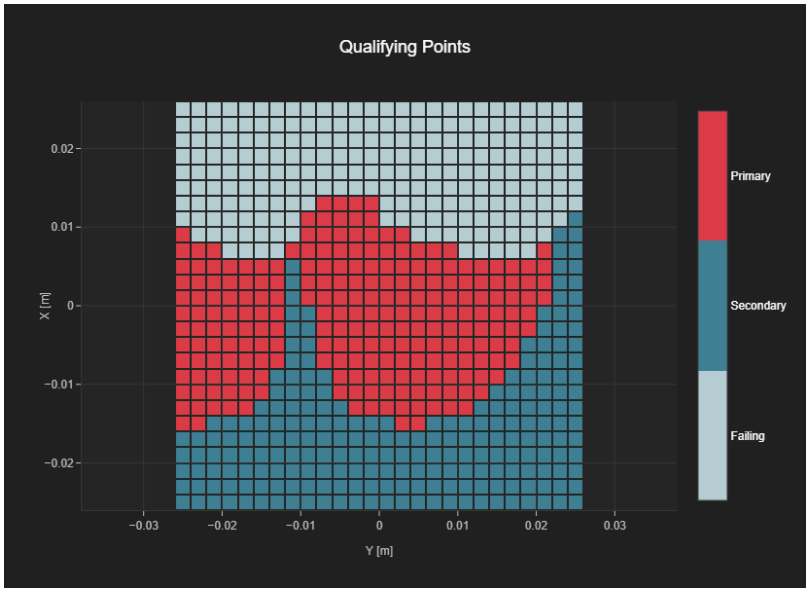

T-Coil Signal Test Report

Measurement performed on June 15, 2024 at 15:28

Device Under Test

Manufacturer	Model	Dimensions [mm]	Speaker Position [mm]
		146.2 x 71.8 x 7.5	144.3

Hardware Setup

Probe Name	Probe Calibration Date	DAE Name	DAE Calibration Date
AM1DV3 - 1048	June 04, 2024	DAE4 Sn480	September 19, 2023

Communication Systems

Band Name	Communication Systems Name	Channel	Frequency [MHz]
WLAN 5GHz	IEEE 802.11ac WiFi (20MHz, MCS0, 90pc duty cycle)	44	5220.0

Grid Settings

Extent X [mm]	Extent Y [mm]	Step X [mm]	Step Y [mm]	Distance [mm]
52.0	52.0	4.0	4.0	10.0

Results

Audio File	Measurement Duration [s]	Gain [dB]	Hmax [dB(A/m)]
48k_voice_1kHz_1s.wav	2.0	-12.1	-1.31

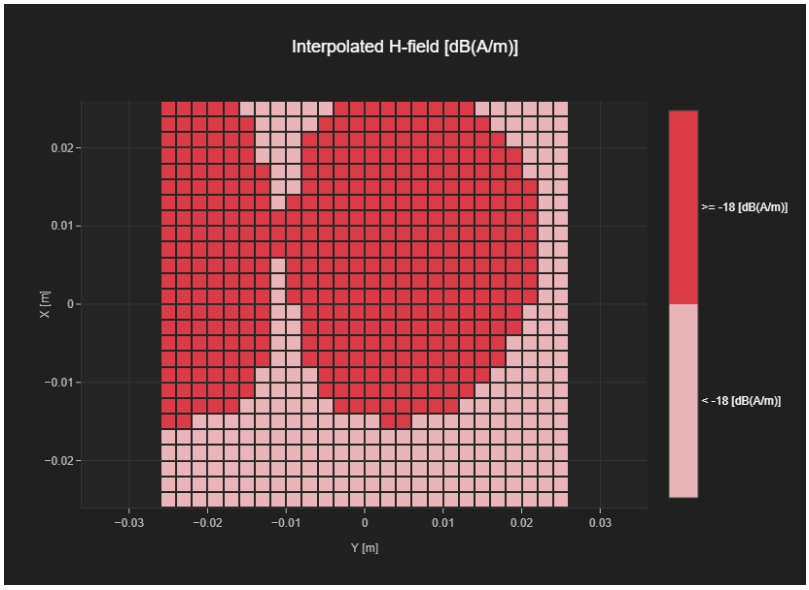

T-Coil Noise Test Report

Measurement performed on June 15, 2024 at 15:38

Device Under Test

Manufacturer	Model	Dimensions [mm]	Speaker Position [mm]
		146.2 x 71.8 x 7.5	144.3

Hardware Setup

Probe Name	Probe Calibration Date	DAE Name	DAE Calibration Date
AM1DV3 - 1048	June 04, 2024	DAE4 Sn480	September 19, 2023

Communication Systems

Band Name	Communication Systems Name	Channel	Frequency [MHz]
WLAN 5GHz	IEEE 802.11ac WiFi (20MHz, MCS0, 90pc duty cycle)	44	5220.0

Grid Settings

Extent X [mm]	Extent Y [mm]	Step X [mm]	Step Y [mm]	Distance [mm]
52.0	52.0	4.0	4.0	10.0

Results

Secondary Group Point Count	Secondary Group Max Longitudinal	Secondary Group Max Transverse	Hmax [dB(A/m)]
453	20	26	-26.42

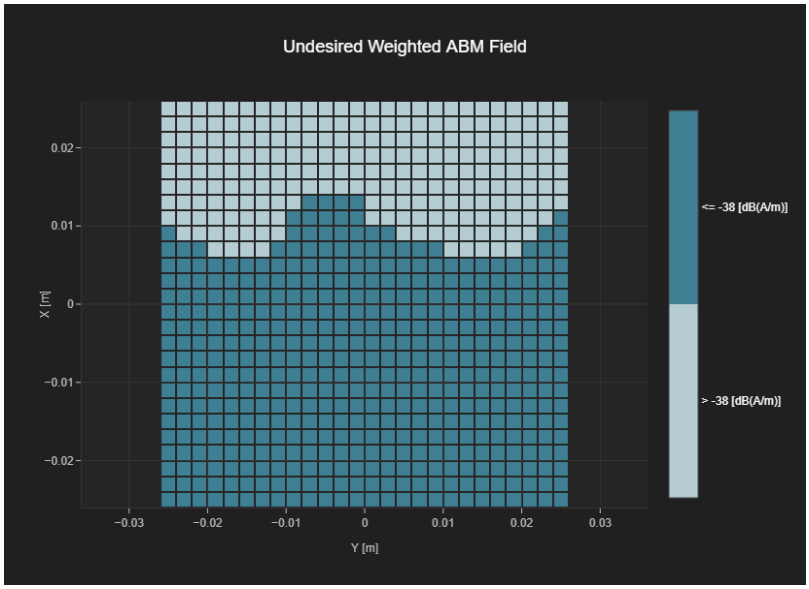

T-Coil Signal Test Report

Measurement performed on June 15, 2024 at 15:49

Device Under Test

Manufacturer	Model	Dimensions [mm]	Speaker Position [mm]
		146.2 x 71.8 x 7.5	144.3

Hardware Setup

Probe Name	Probe Calibration Date	DAE Name	DAE Calibration Date
AM1DV3 - 1048	June 04, 2024	DAE4 Sn480	September 19, 2023

Communication Systems

Band Name	Communication Systems Name	Channel	Frequency [MHz]
WLAN 5GHz	IEEE 802.11ac WiFi (40MHz, MCS0, 90pc duty cycle)	46	5230.0

Grid Settings

Extent X [mm]	Extent Y [mm]	Step X [mm]	Step Y [mm]	Distance [mm]
52.0	52.0	4.0	4.0	10.0

Results

Audio File	Measurement Duration [s]	Margin Upper Bound [dB]	Margin Lower Bound [dB]
48k_voice_300-3000_2s.wav	2.0	1.43	1.67

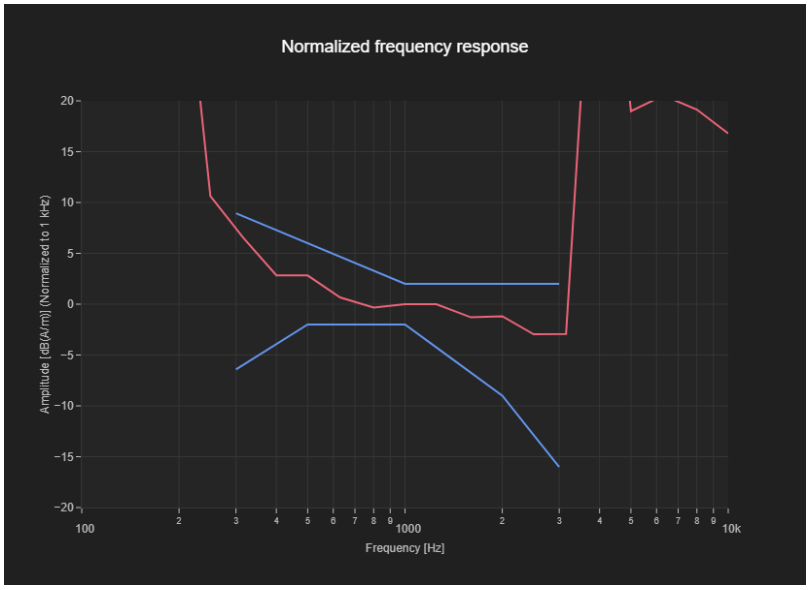

T-Coil Coupling Mode Test Report

Results

Primary Group Contiguous Point Count	Secondary Group Point Count	Secondary Group Max Longitudinal	Secondary Group Max Transverse
236	454	21	26

T-Coil Signal Test Report

Measurement performed on June 15, 2024 at 15:49

Device Under Test

Manufacturer	Model	Dimensions [mm]	Speaker Position [mm]
		146.2 x 71.8 x 7.5	144.3

Hardware Setup

Probe Name	Probe Calibration Date	DAE Name	DAE Calibration Date
AM1DV3 - 1048	June 04, 2024	DAE4 Sn480	September 19, 2023

Communication Systems

Band Name	Communication Systems Name	Channel	Frequency [MHz]
WLAN 5GHz	IEEE 802.11ac WiFi (40MHz, MCS0, 90pc duty cycle)	46	5230.0

Grid Settings

Extent X [mm]	Extent Y [mm]	Step X [mm]	Step Y [mm]	Distance [mm]
52.0	52.0	4.0	4.0	10.0

Results

Audio File	Measurement Duration [s]	Gain [dB]	Hmax [dB(A/m)]
48k_voice_1kHz_1s.wav	2.0	-12.1	-1.39

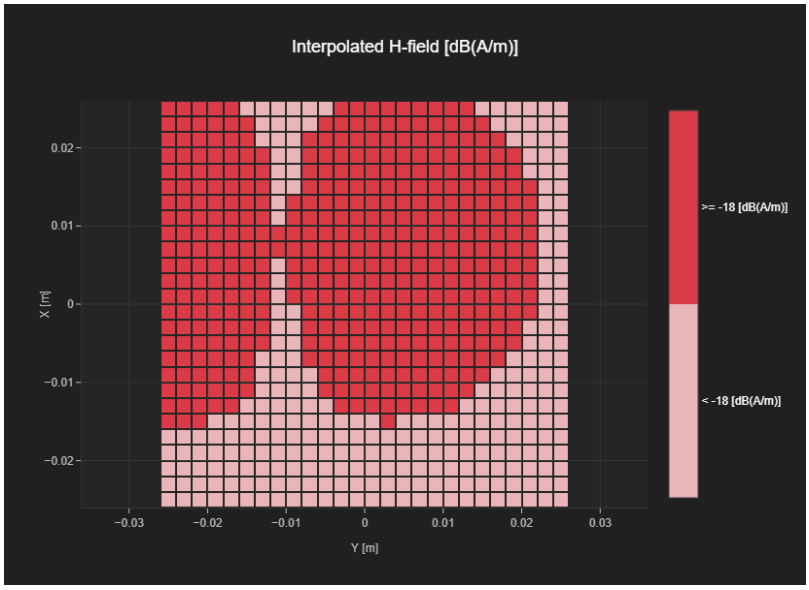

T-Coil Noise Test Report

Measurement performed on June 15, 2024 at 16:04

Device Under Test

Manufacturer	Model	Dimensions [mm]	Speaker Position [mm]
		146.2 x 71.8 x 7.5	144.3

Hardware Setup

Probe Name	Probe Calibration Date	DAE Name	DAE Calibration Date
AM1DV3 - 1048	June 04, 2024	DAE4 Sn480	September 19, 2023

Communication Systems

Band Name	Communication Systems Name	Channel	Frequency [MHz]
WLAN 5GHz	IEEE 802.11ac WiFi (40MHz, MCS0, 90pc duty cycle)	46	5230.0

Grid Settings

Extent X [mm]	Extent Y [mm]	Step X [mm]	Step Y [mm]	Distance [mm]
52.0	52.0	4.0	4.0	10.0

Results

Secondary Group Point Count	Secondary Group Max Longitudinal	Secondary Group Max Transverse	Hmax [dB(A/m)]
454	21	26	-25.56

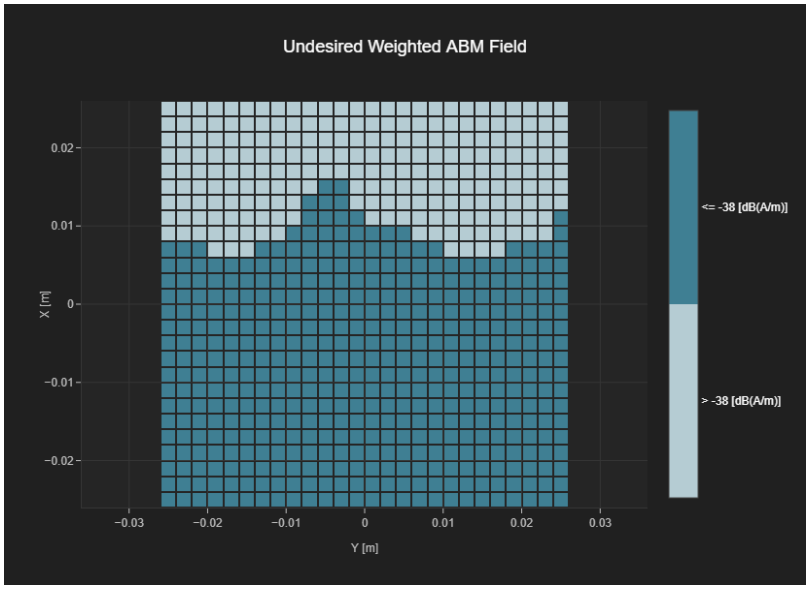

T-Coil Signal Test Report

Measurement performed on June 15, 2024 at 16:17

Device Under Test

Manufacturer	Model	Dimensions [mm]	Speaker Position [mm]
		146.2 x 71.8 x 7.5	144.3

Hardware Setup

Probe Name	Probe Calibration Date	DAE Name	DAE Calibration Date
AM1DV3 - 1048	June 04, 2024	DAE4 Sn480	September 19, 2023

Communication Systems

Band Name	Communication Systems Name	Channel	Frequency [MHz]
WLAN 5GHz	IEEE 802.11ac WiFi (80MHz, MCS0, 90pc duty cycle)	42	5210.0

Grid Settings

Extent X [mm]	Extent Y [mm]	Step X [mm]	Step Y [mm]	Distance [mm]
52.0	52.0	4.0	4.0	10.0

Results

Audio File	Measurement Duration [s]	Margin Upper Bound [dB]	Margin Lower Bound [dB]
48k_voice_300-3000_2s.wav	2.0	1.67	0.33

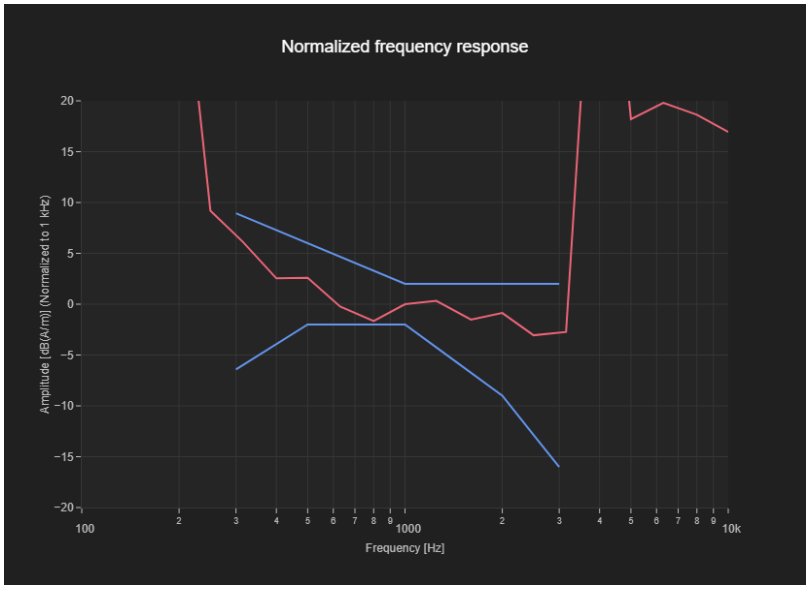

T-Coil Coupling Mode Test Report

Results

Primary Group Contiguous Point Count	Secondary Group Point Count	Secondary Group Max Longitudinal	Secondary Group Max Transverse
227	443	21	26

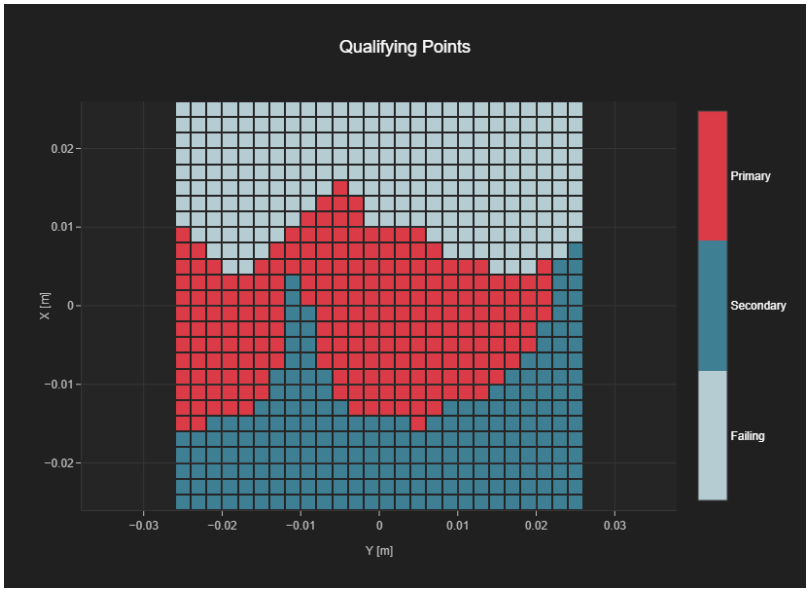

T-Coil Signal Test Report

Measurement performed on June 15, 2024 at 16:17

Device Under Test

Manufacturer	Model	Dimensions [mm]	Speaker Position [mm]
		146.2 x 71.8 x 7.5	144.3

Hardware Setup

Probe Name	Probe Calibration Date	DAE Name	DAE Calibration Date
AM1DV3 - 1048	June 04, 2024	DAE4 Sn480	September 19, 2023

Communication Systems

Band Name	Communication Systems Name	Channel	Frequency [MHz]
WLAN 5GHz	IEEE 802.11ac WiFi (80MHz, MCS0, 90pc duty cycle)	42	5210.0

Grid Settings

Extent X [mm]	Extent Y [mm]	Step X [mm]	Step Y [mm]	Distance [mm]
52.0	52.0	4.0	4.0	10.0

Results

Audio File	Measurement Duration [s]	Gain [dB]	Hmax [dB(A/m)]
48k_voice_1kHz_1s.wav	2.0	-12.1	-1.11

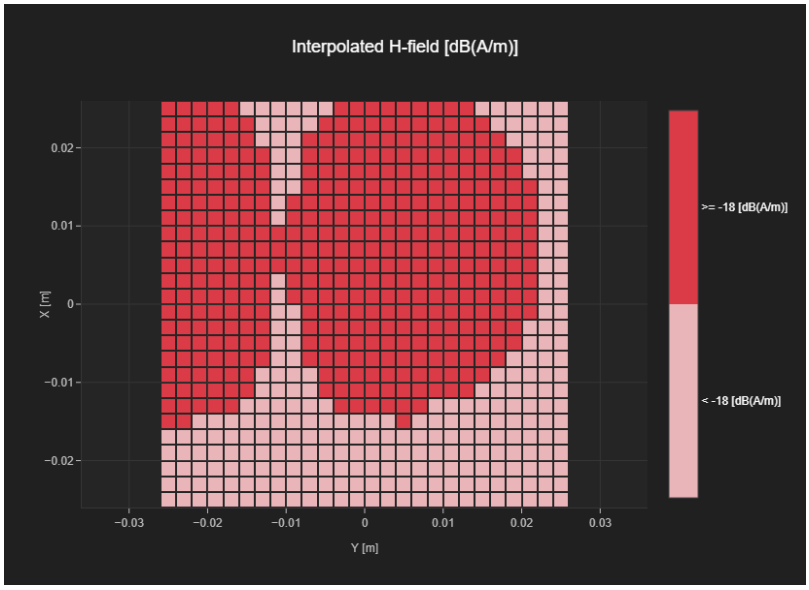

T-Coil Noise Test Report

Measurement performed on June 15, 2024 at 16:44

Device Under Test

Manufacturer	Model	Dimensions [mm]	Speaker Position [mm]
		146.2 x 71.8 x 7.5	144.3

Hardware Setup

Probe Name	Probe Calibration Date	DAE Name	DAE Calibration Date
AM1DV3 - 1048	June 04, 2024	DAE4 Sn480	September 19, 2023

Communication Systems

Band Name	Communication Systems Name	Channel	Frequency [MHz]
WLAN 5GHz	IEEE 802.11ac WiFi (80MHz, MCS0, 90pc duty cycle)	42	5210.0

Grid Settings

Extent X [mm]	Extent Y [mm]	Step X [mm]	Step Y [mm]	Distance [mm]
52.0	52.0	4.0	4.0	10.0

Results
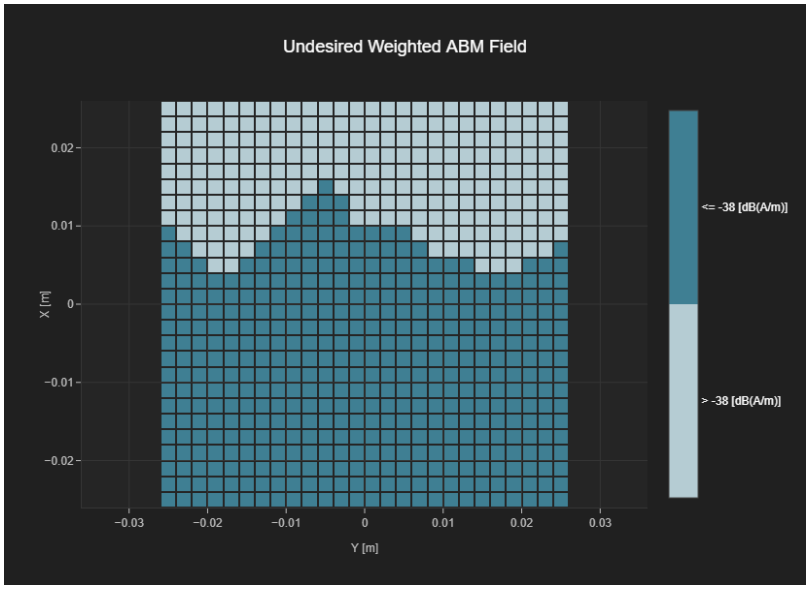
Secondary Group Point Count	Secondary Group Max Longitudinal	Secondary Group Max Transverse	Hmax [dB(A/m)]
443	21	26	-25.89