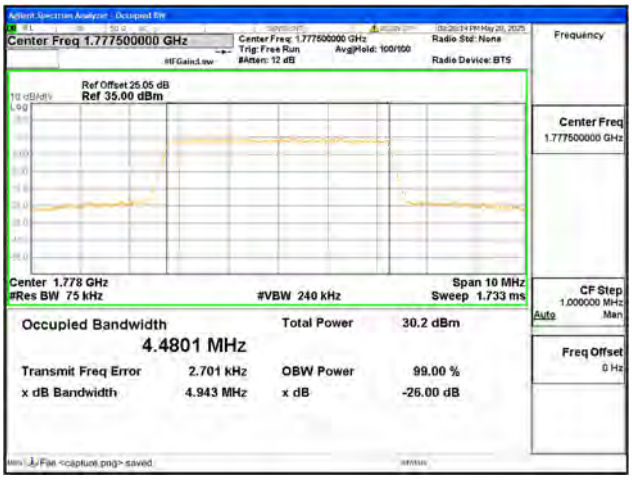

B66 / 5MHz / QPSK/ High CH

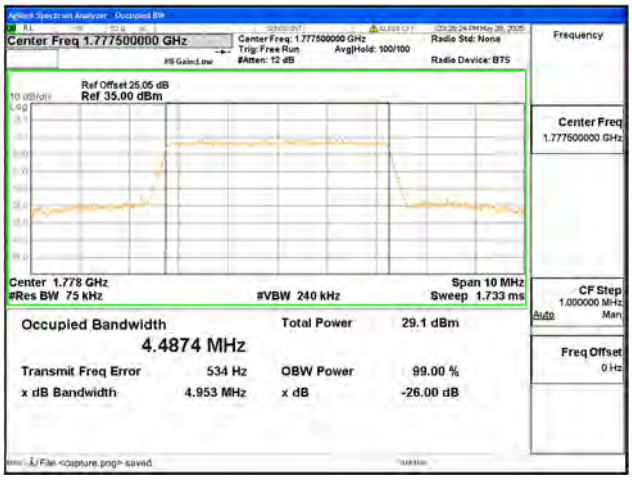

B66 / 5MHz / 16QAM/ High CH

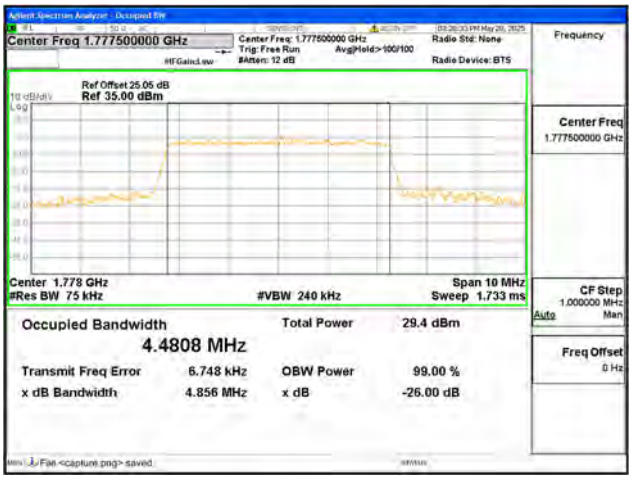

B66 / 5MHz / 64QAM/ High CH

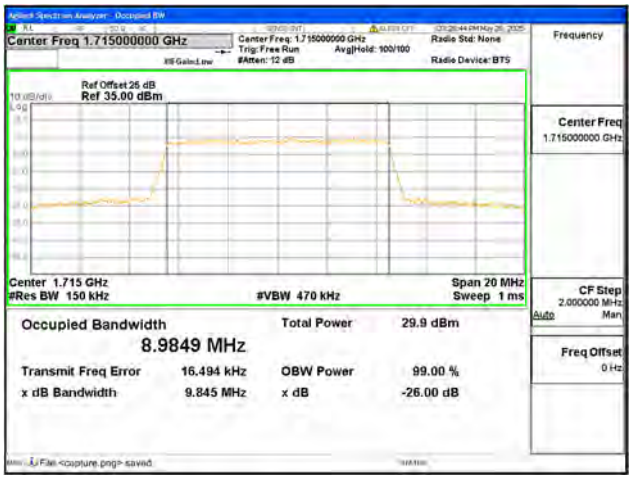

B66 / 10MHz / QPSK/ Low CH

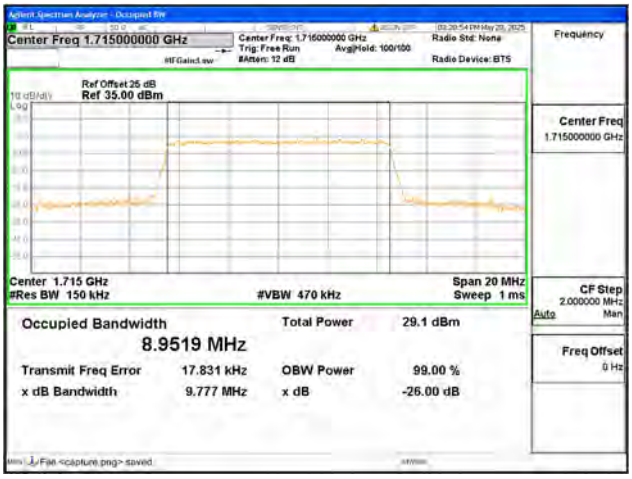

B66 / 10MHz / 16QAM/ Low CH

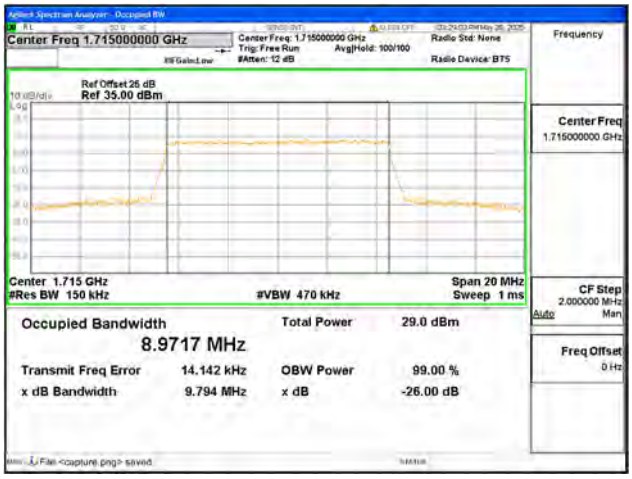

B66 / 10MHz / 64QAM/ Low CH

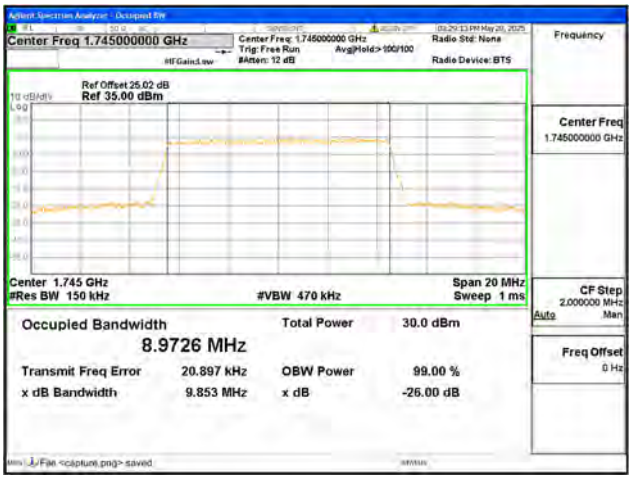

B66 / 10MHz / QPSK/ Mid CH

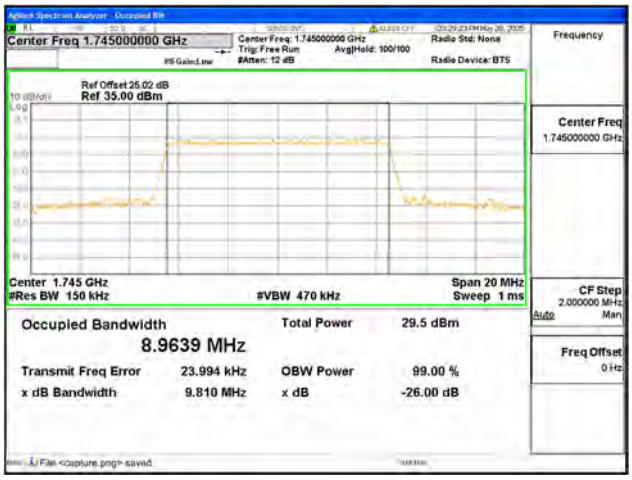

B66 / 10MHz / 16QAM/ Mid CH

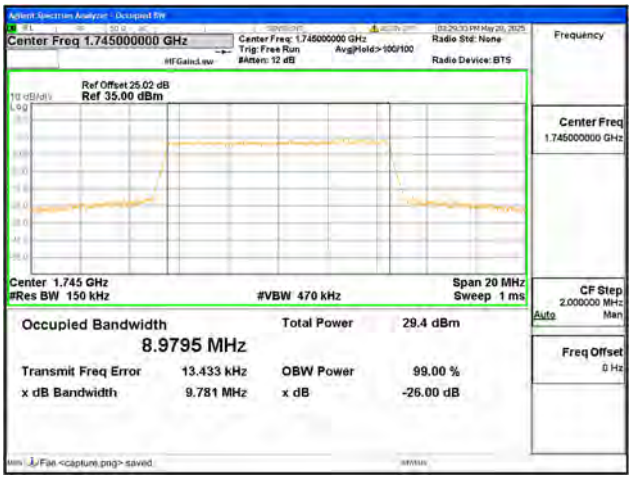

B66 / 10MHz / 64QAM/ Mid CH

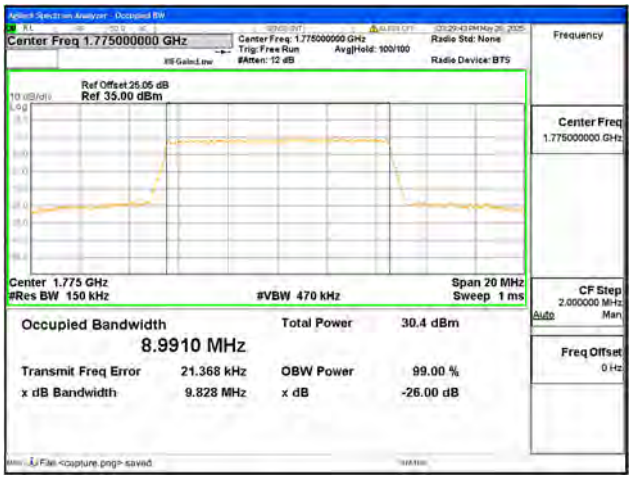

B66 / 10MHz / QPSK/ High CH

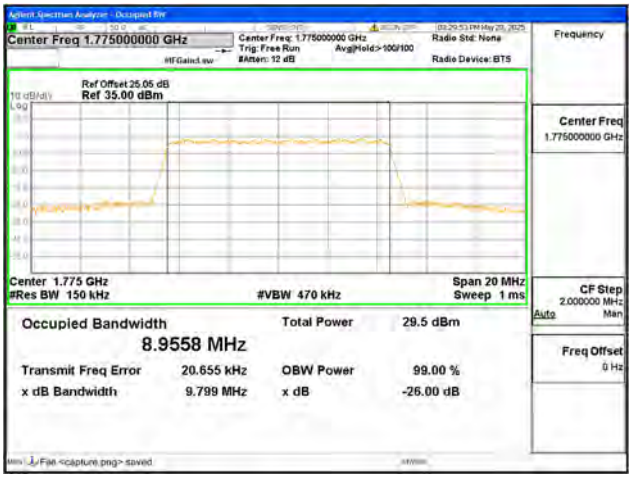

B66 / 10MHz / 16QAM/ High CH

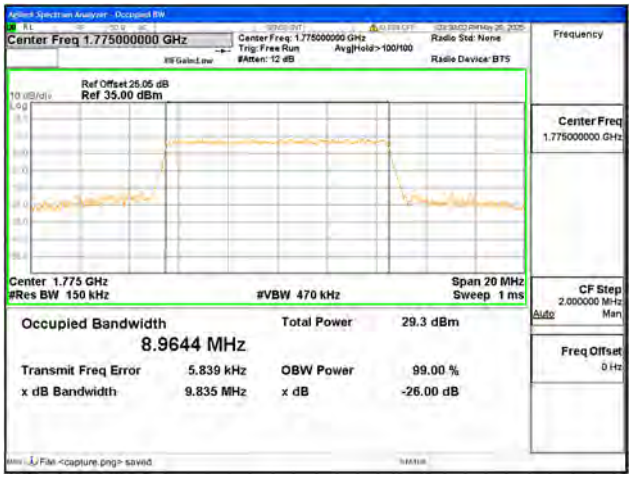

B66 / 10MHz / 64QAM/ High CH

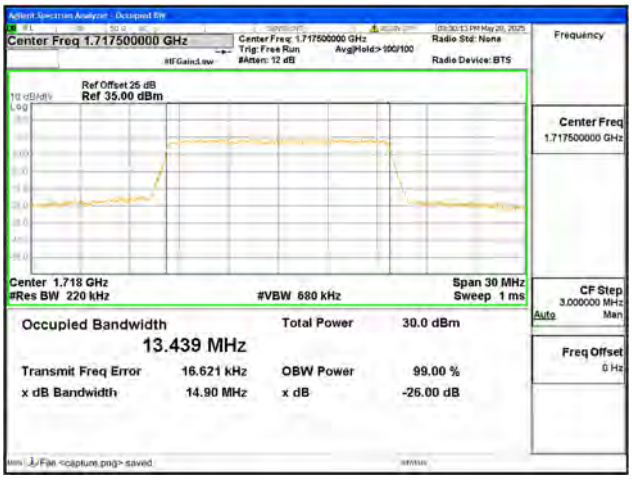

B66 / 15MHz / QPSK/ Low CH

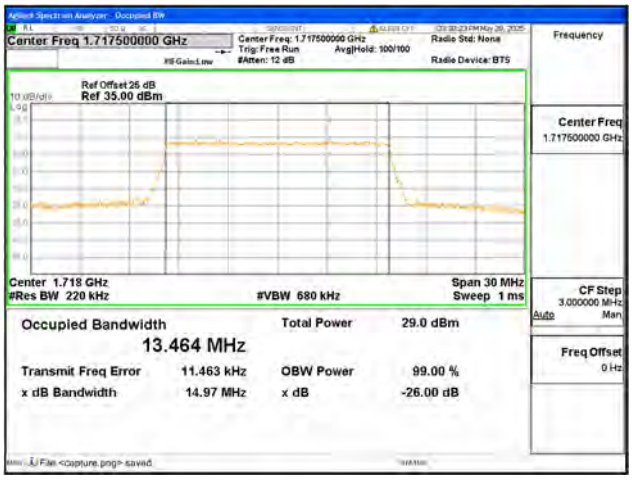

B66 / 15MHz / 16QAM/ Low CH

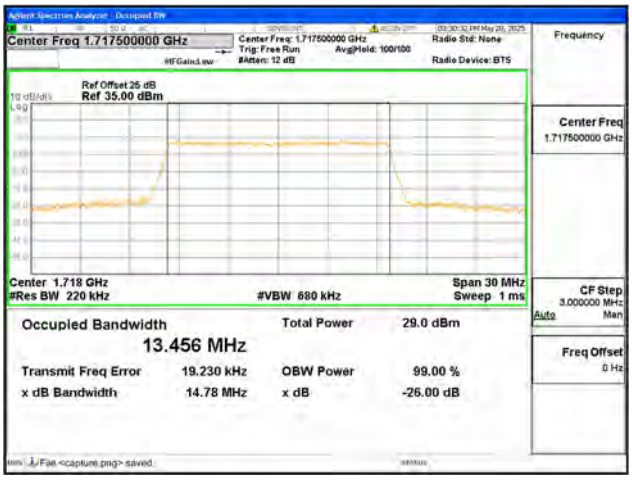

B66 / 15MHz / 64QAM/ Low CH

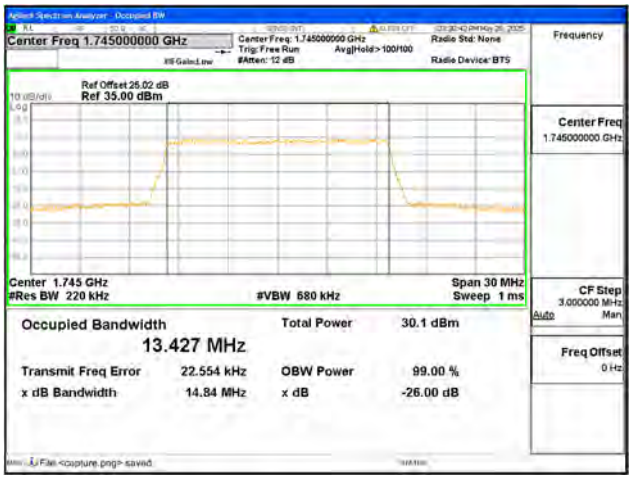

B66 / 15MHz / QPSK/ Mid CH

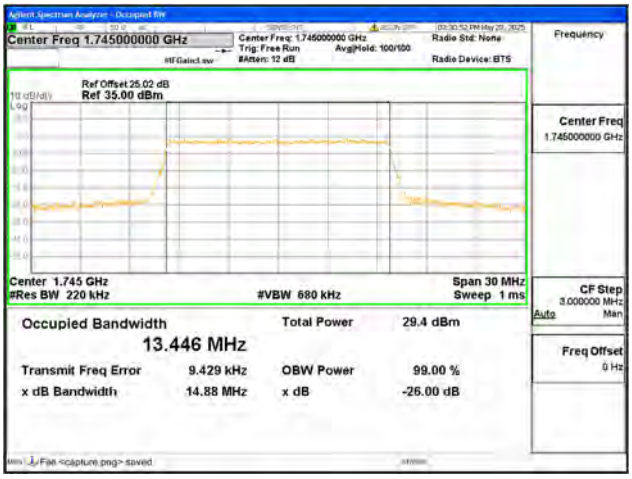

B66 / 15MHz / 16QAM/ Mid CH

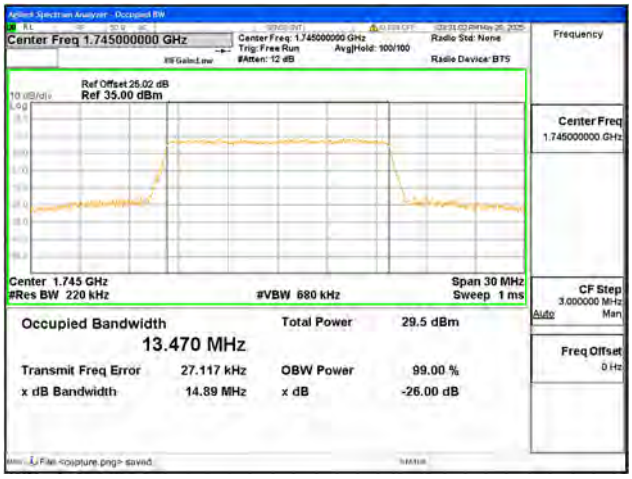

B66 / 15MHz / 64QAM/ Mid CH

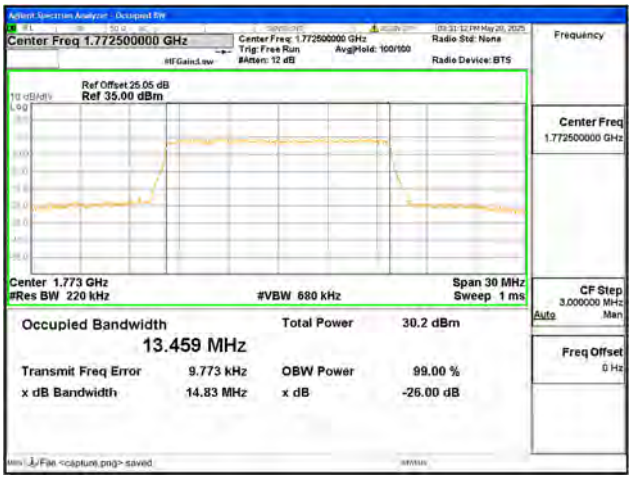

B66 / 15MHz / QPSK/ High CH

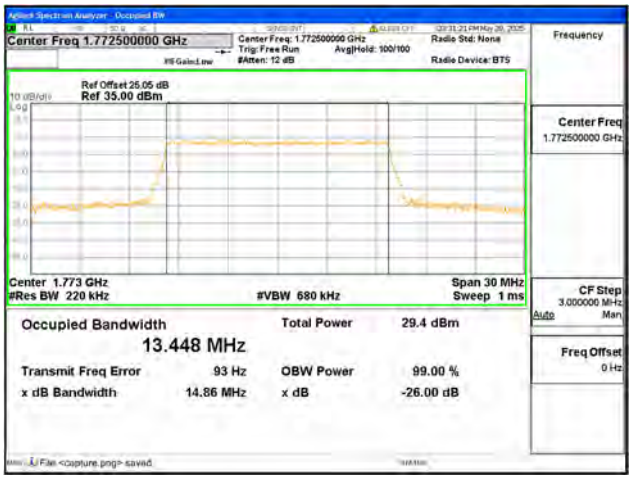

B66 / 15MHz / 16QAM/ High CH

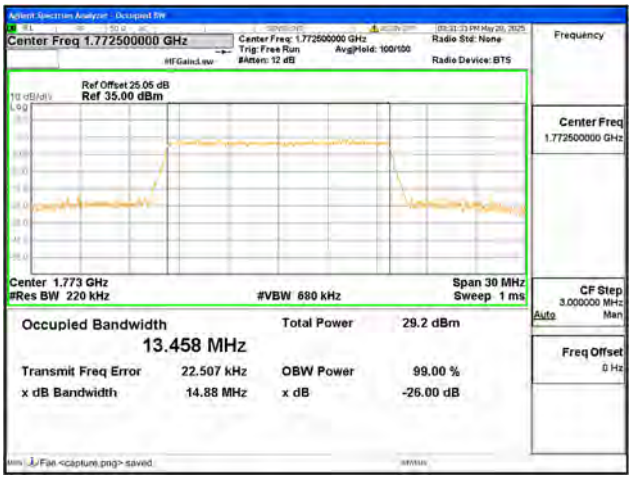

B66 / 15MHz / 64QAM/ High CH

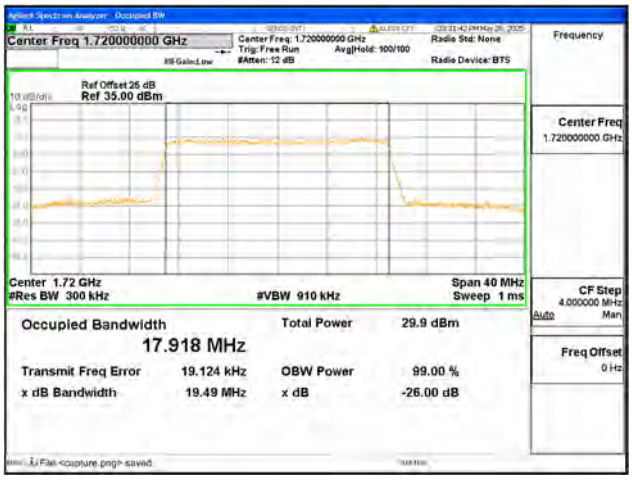

B66 / 20MHz / QPSK/ Low CH

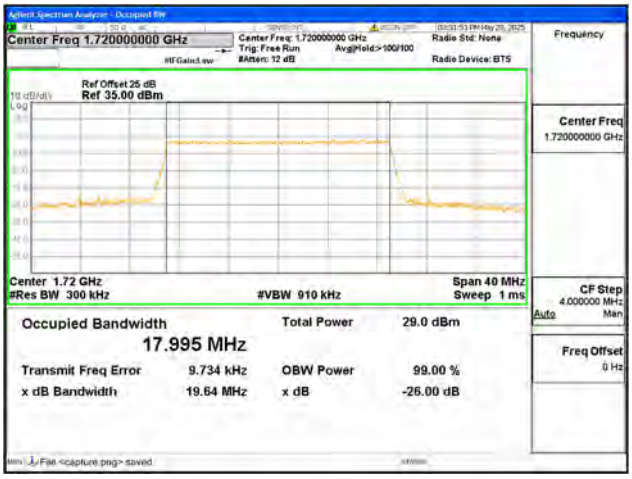

B66 / 20MHz / 16QAM/ Low CH

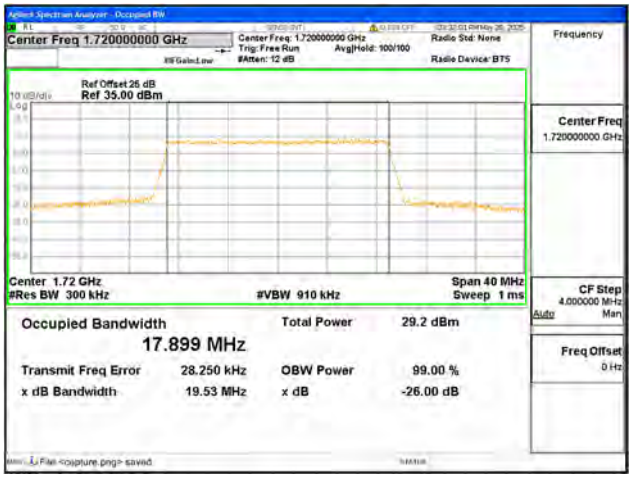

B66 / 20MHz / 64QAM/ Low CH

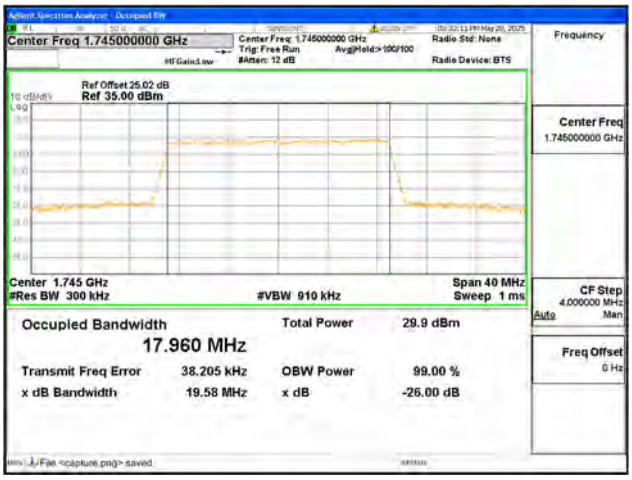

B66 / 20MHz / QPSK/ Mid CH

B66 / 20MHz / 16QAM/ Mid CH

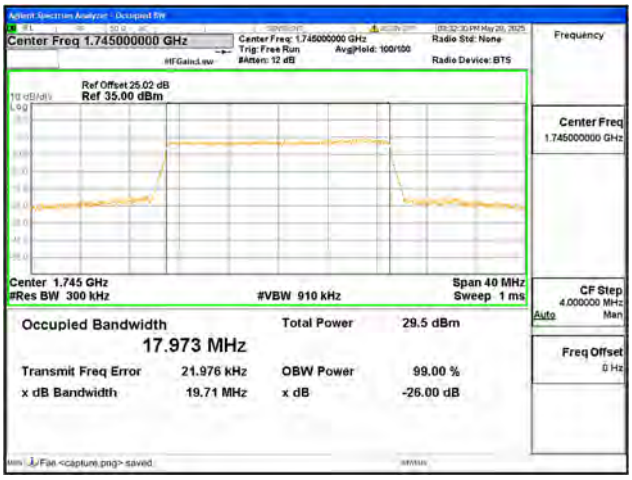

B66 / 20MHz / 64QAM/ Mid CH

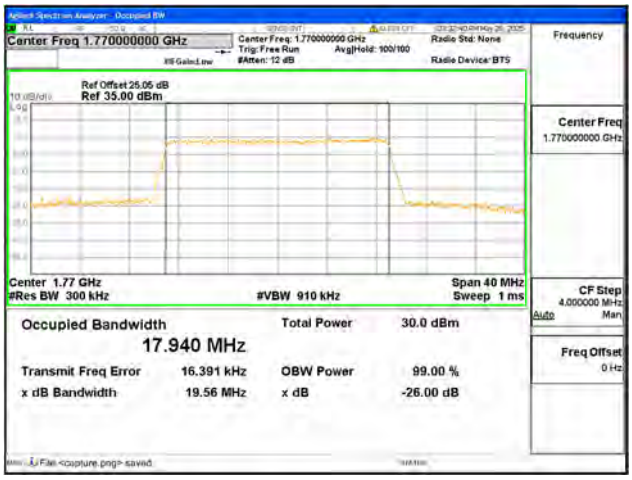

B66 / 20MHz / QPSK/ High CH

B66 / 20MHz / 16QAM/ High CH

B66 / 20MHz / 64QAM/ High CH

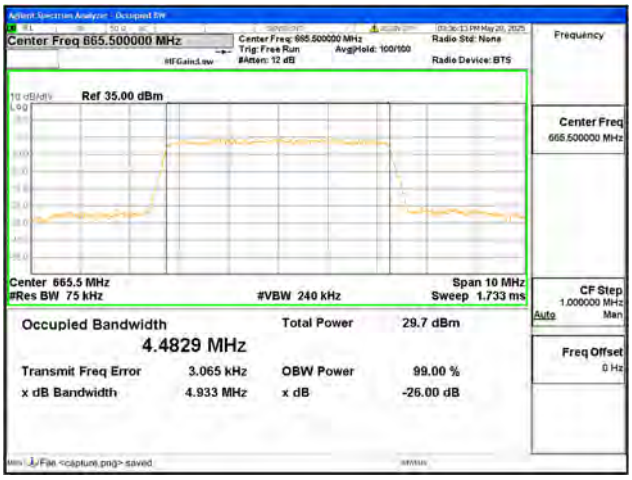

B71 / 5MHz / QPSK/ Low CH

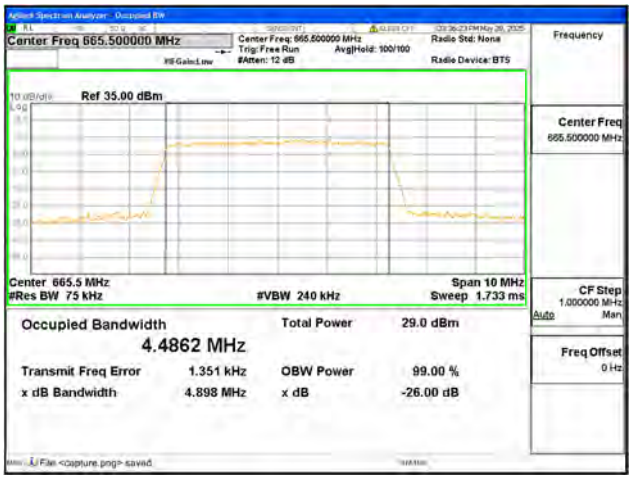

B71 / 5MHz / 16QAM/ Low CH

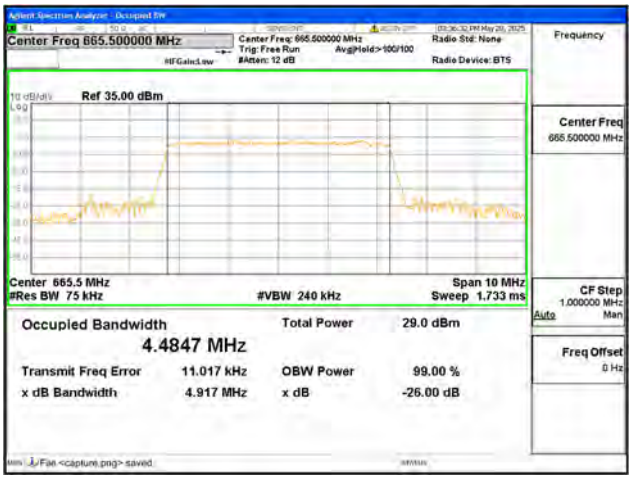

B71 / 5MHz / 64QAM/ Low CH

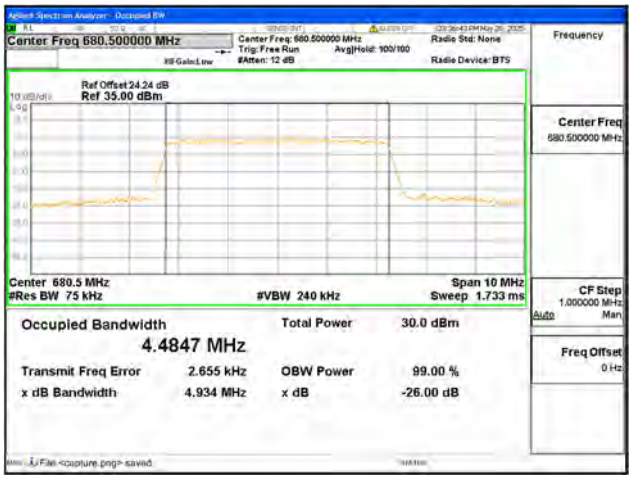

B71 / 5MHz / QPSK/ Mid CH

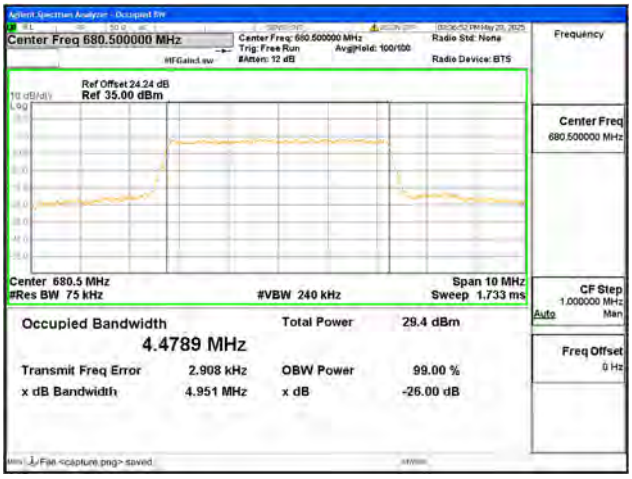

B71 / 5MHz / 16QAM/ Mid CH

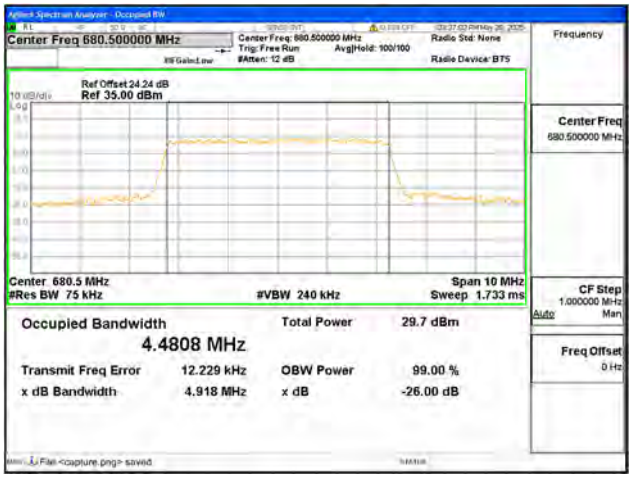

B71 / 5MHz / 64QAM/ Mid CH

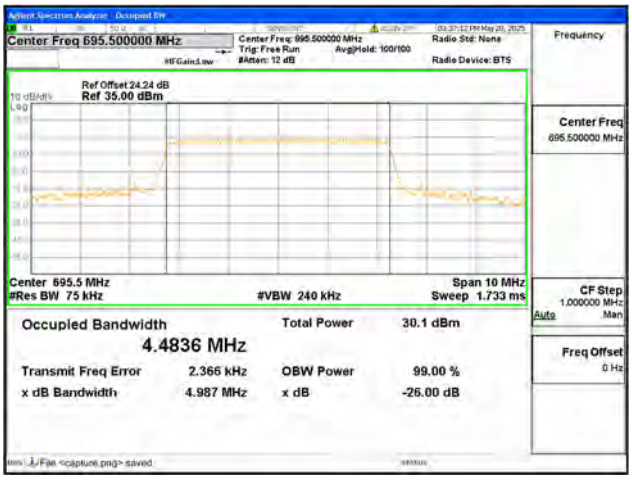

B71 / 5MHz / QPSK/ High CH

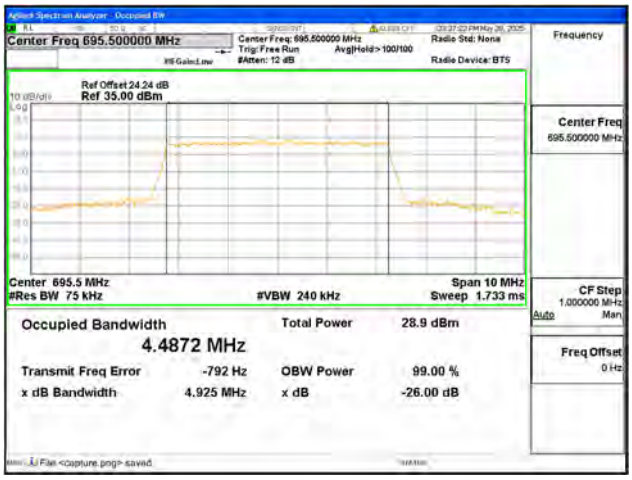

B71 / 5MHz / 16QAM/ High CH

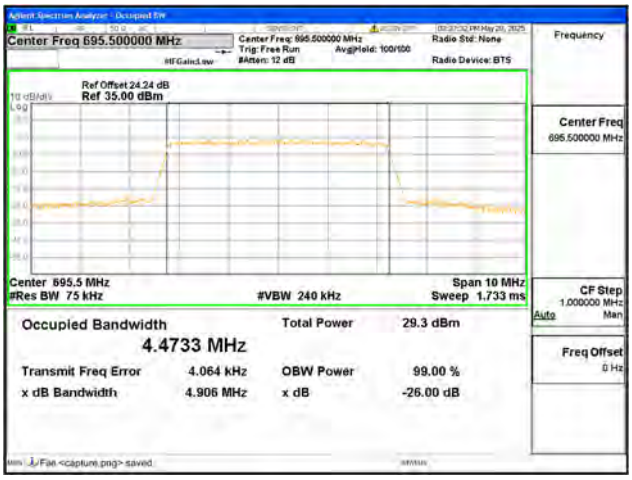

B71 / 5MHz / 64QAM/ High CH

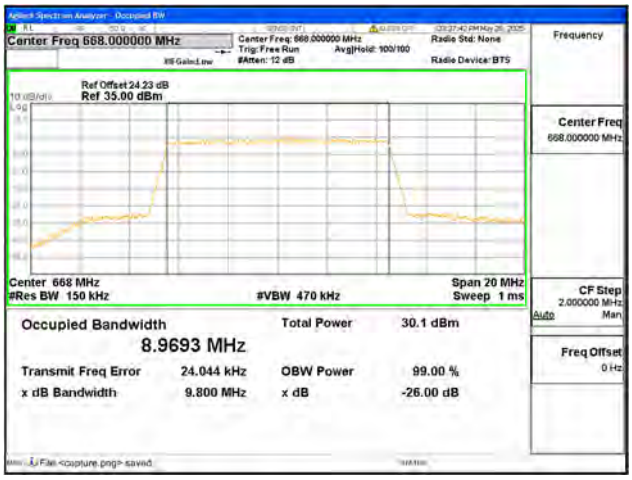

B71 / 10MHz / QPSK/ Low CH

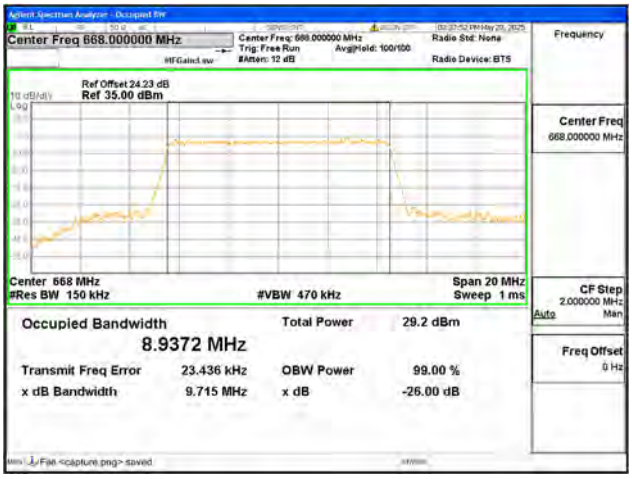

B71 / 10MHz / 16QAM/ Low CH

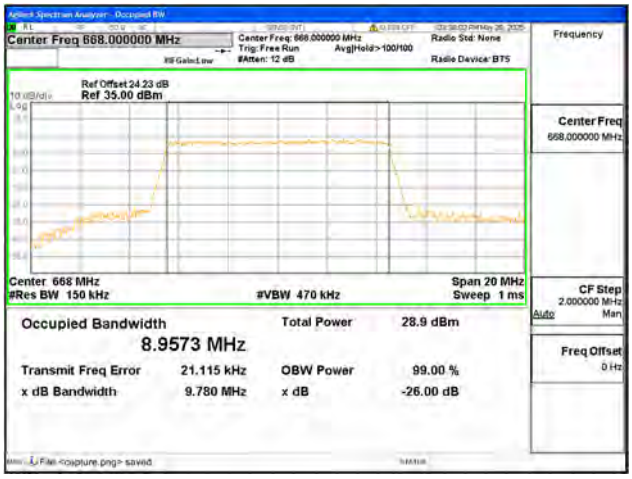

B71 / 10MHz / 64QAM/ Low CH

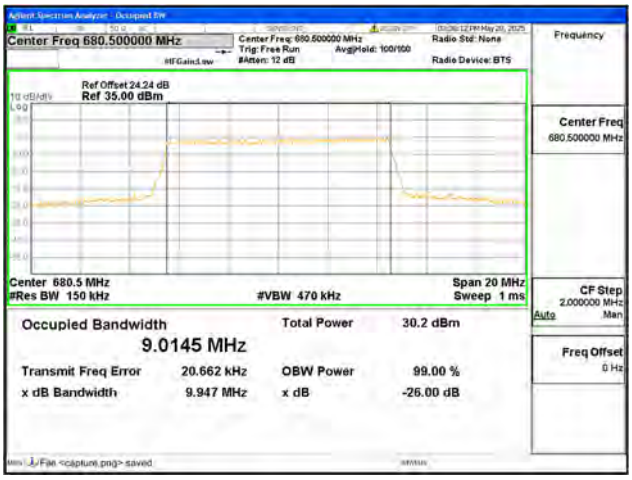

B71 / 10MHz / QPSK/ Mid CH

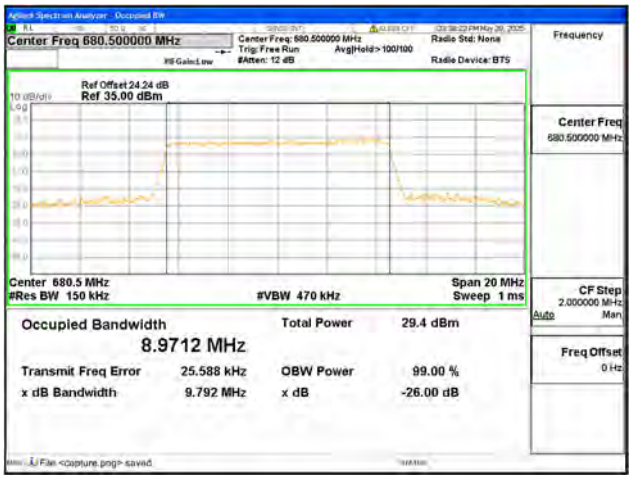

B71 / 10MHz / 16QAM/ Mid CH

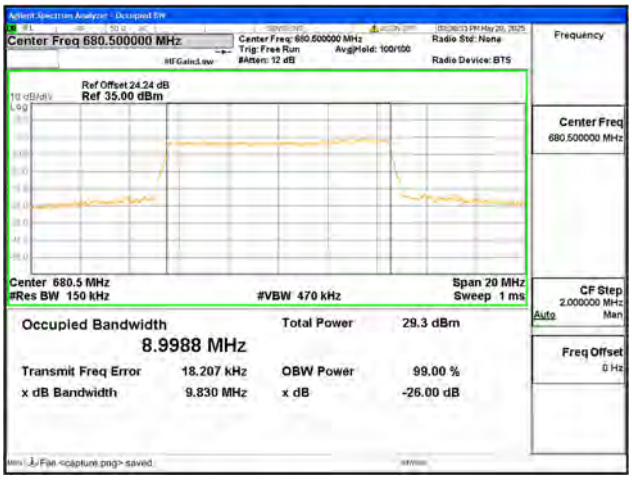

B71 / 10MHz / 64QAM/ Mid CH

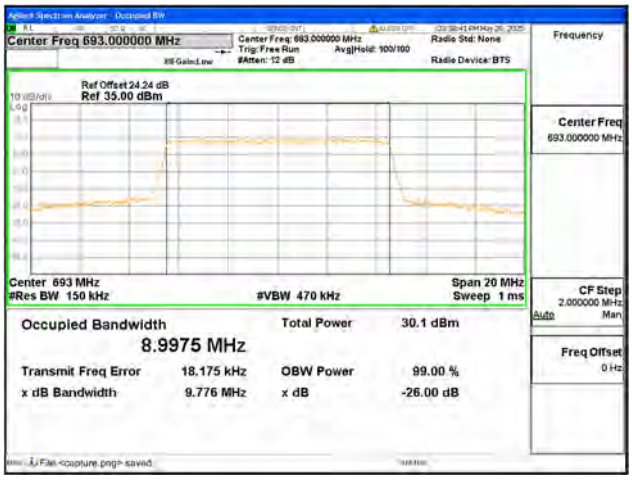

B71 / 10MHz / QPSK/ High CH

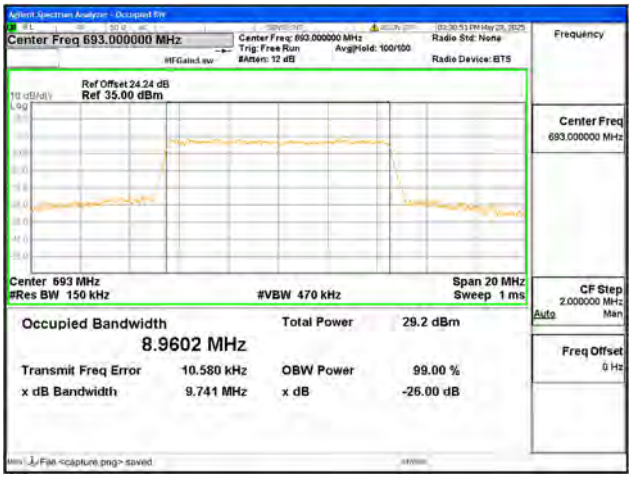

B71 / 10MHz / 16QAM/ High CH

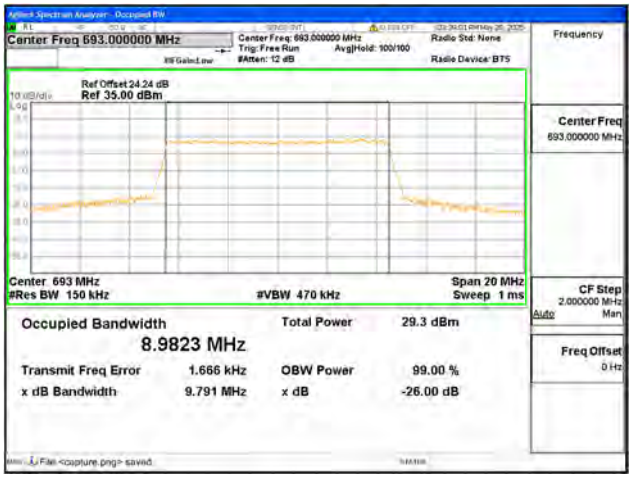

B71 / 10MHz / 64QAM/ High CH

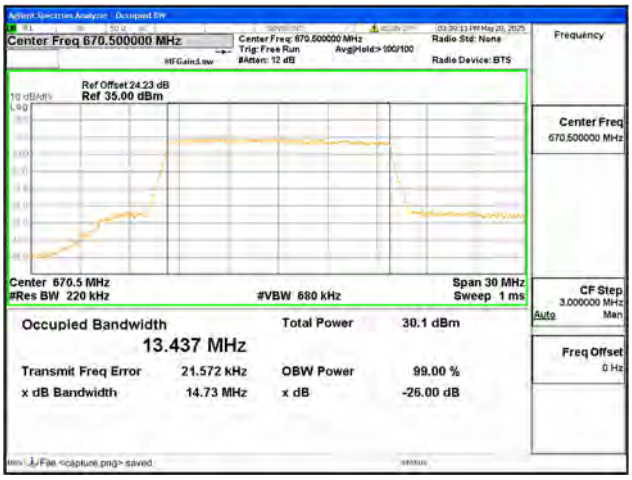

B71 / 15MHz / QPSK/ Low CH

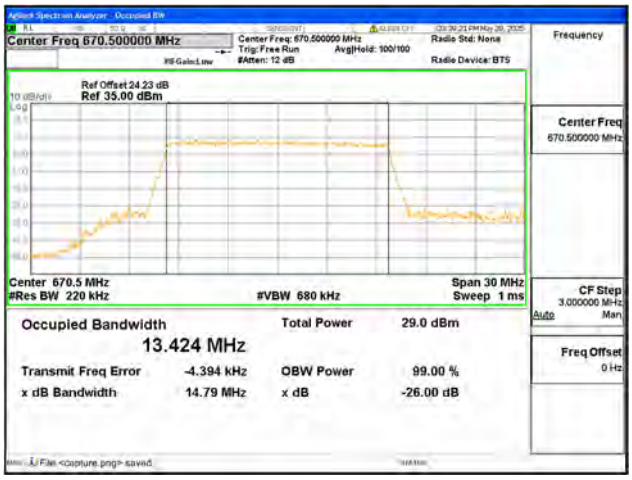

B71 / 15MHz / 16QAM/ Low CH

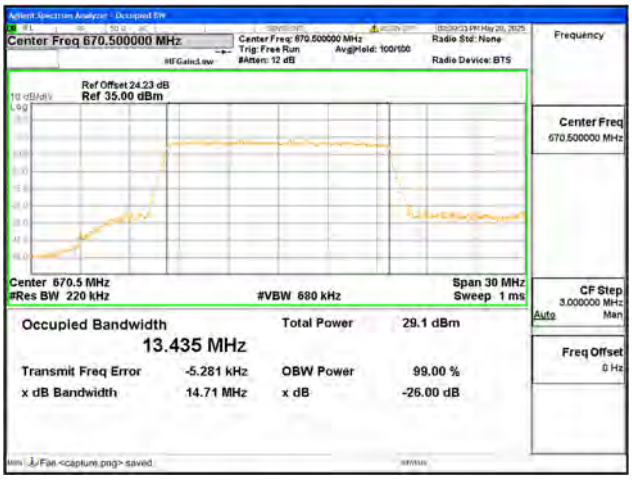

B71 / 15MHz / 64QAM/ Low CH

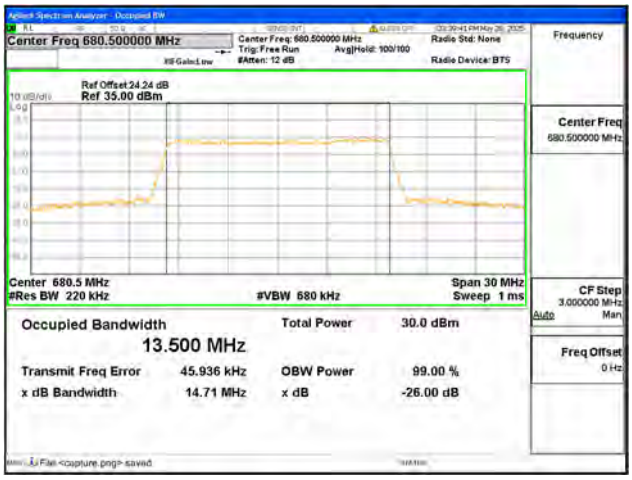

B71 / 15MHz / QPSK/ Mid CH

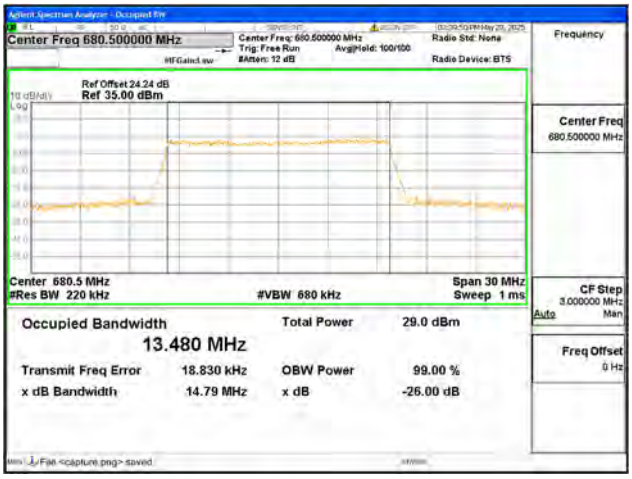

B71 / 15MHz / 16QAM/ Mid CH

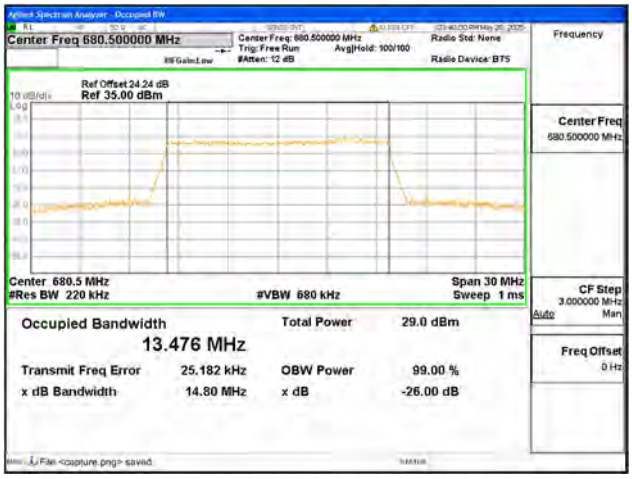

B71 / 15MHz / 64QAM/ Mid CH

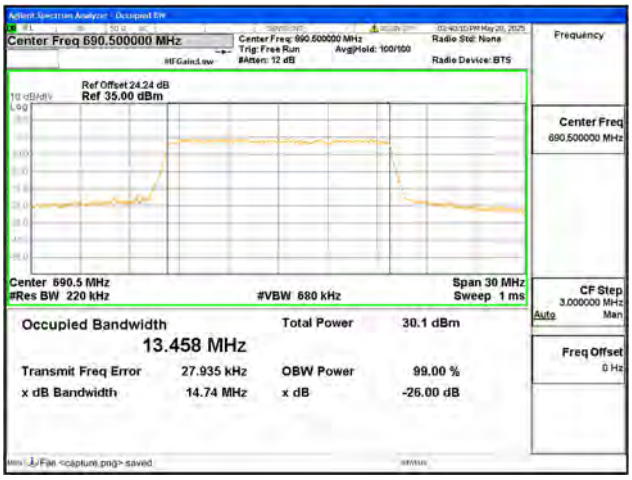

B71 / 15MHz / QPSK/ High CH

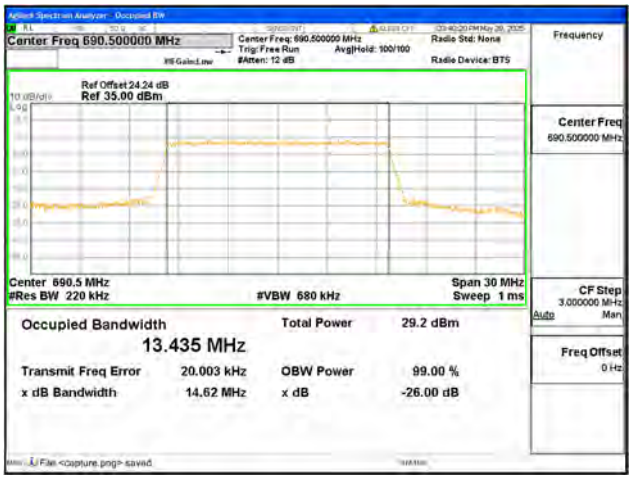

B71 / 15MHz / 16QAM/ High CH

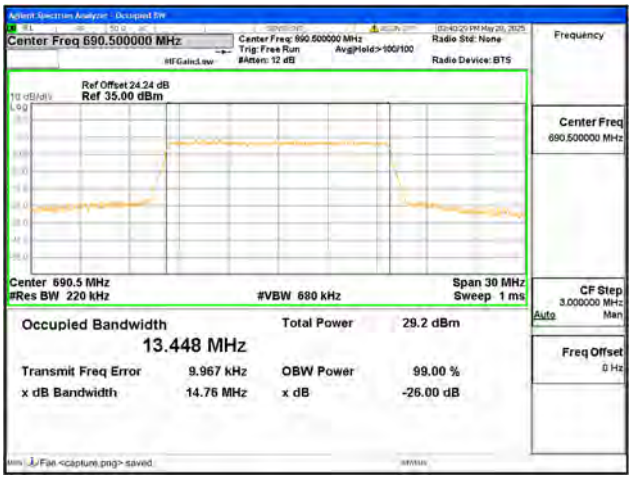

B71 / 15MHz / 64QAM/ High CH

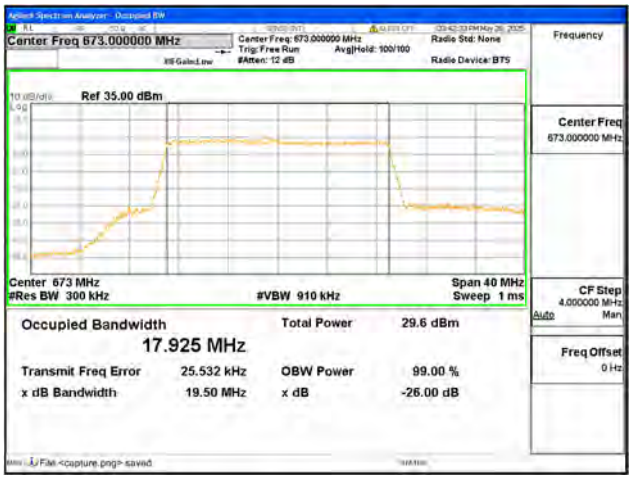

B71 / 20MHz / QPSK/ Low CH

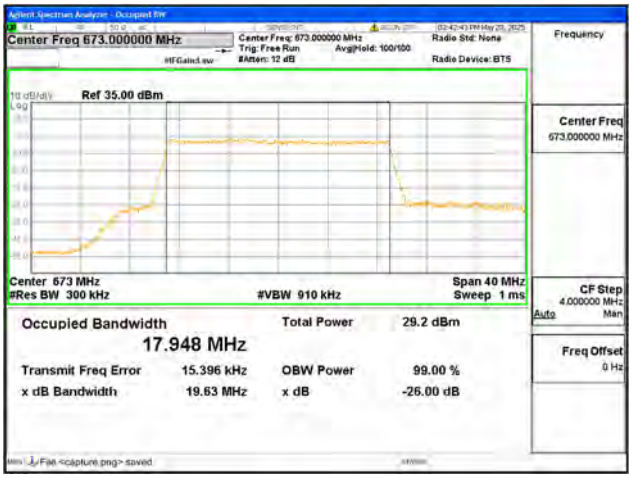

B71 / 20MHz / 16QAM/ Low CH

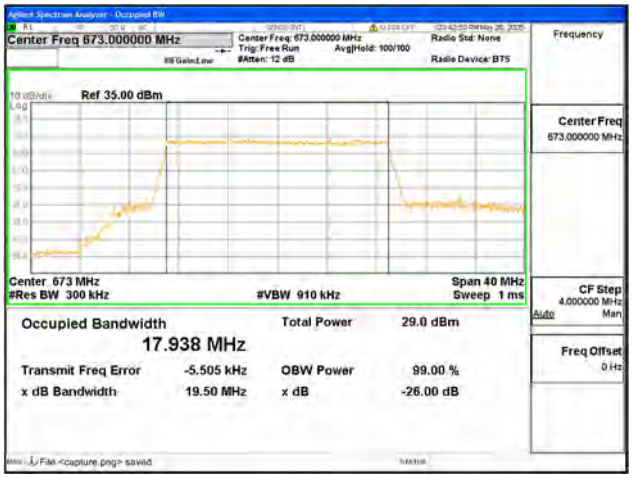

B71 / 20MHz / 64QAM/ Low CH

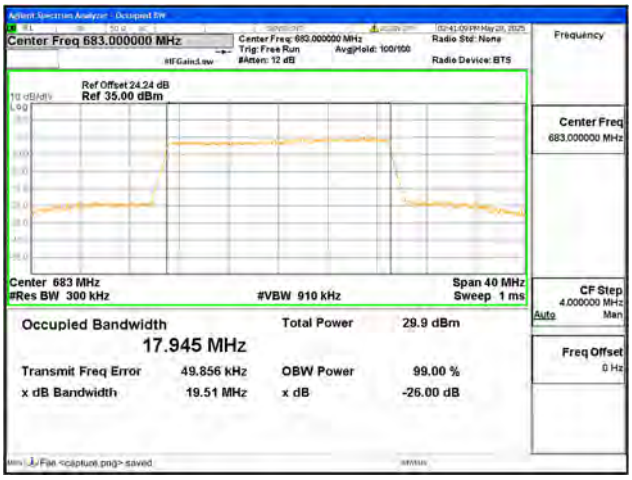

B71 / 20MHz / QPSK/ Mid CH

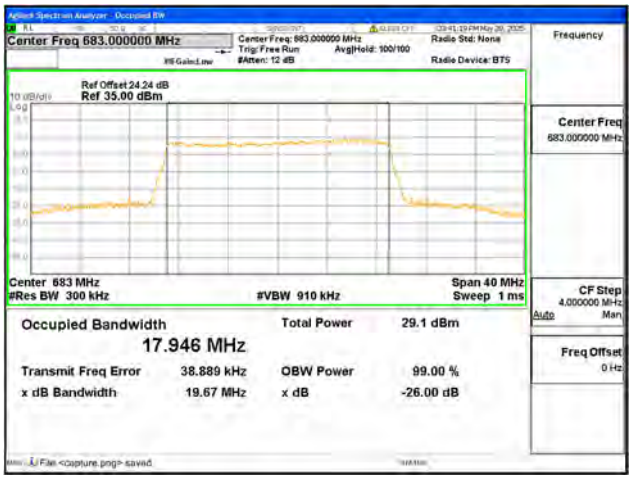

B71 / 20MHz / 16QAM/ Mid CH

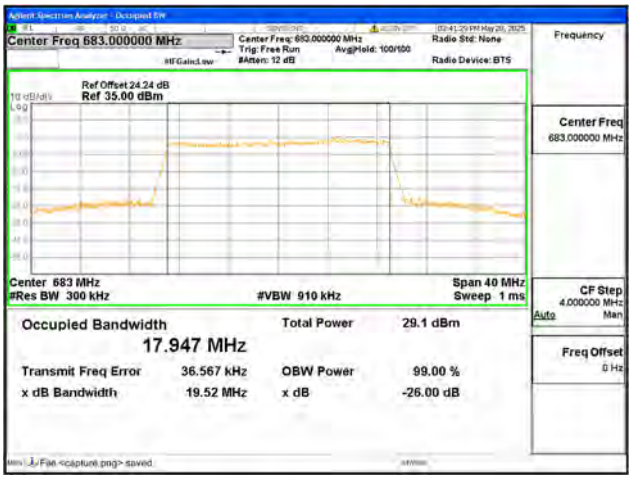

B71 / 20MHz / 64QAM/ Mid CH

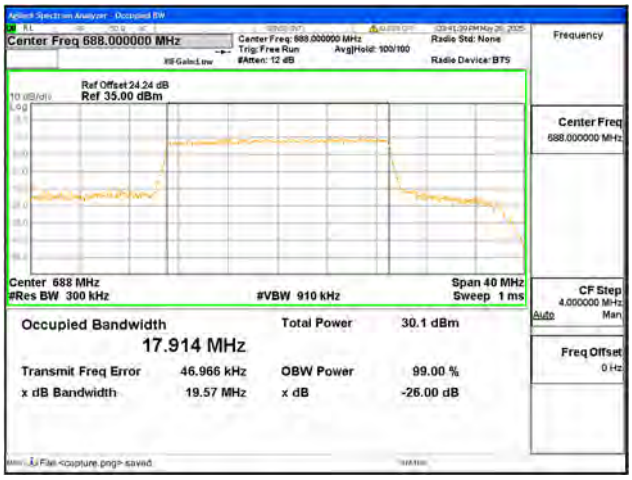

B71 / 20MHz / QPSK/ High CH

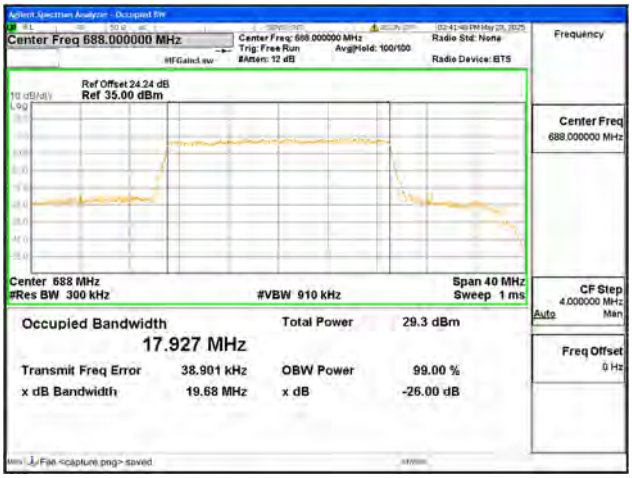

B71 / 20MHz / 16QAM/ High CH

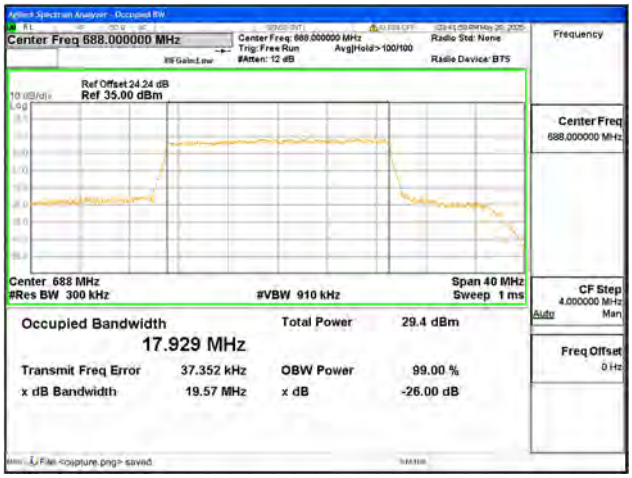

B71 / 20MHz / 64QAM/ High CH

2.3. Frequency Stability

2.3.1. Requirement

According to FCC section 2.1055, 24.235, 27.54, the frequency stability shall be sufficient to ensure that the fundamental emission stays within the authorized frequency block. According to FCC section 2.1055, the test conditions are:

(a) The temperature is varied from -30°C to +50°C at intervals of not more than 10°C.

(b) For hand carried battery powered equipment, the primary supply voltage is reduced to the battery operating end point which shall be specified by the manufacture. The supply voltage shall be measured at the input to the cable normally provided with the equipment, or at the power supply terminals if cables are not normally provided.

Note: The operating temperature of EUT is from -20°C to 55°C, which are specified by the applicant.

2.3.2. Test Description

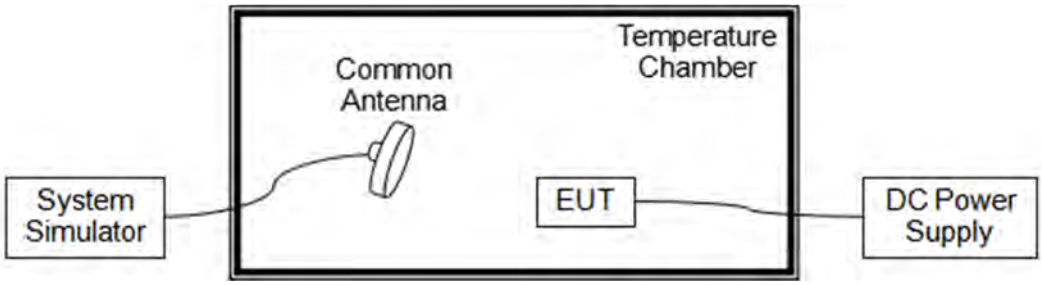

The EUT which is powered by the DC Power Supply directly, is located in the Temperature Chamber. The EUT is commanded by the System Simulator (SS) to operate at the maximum output power. A call is established between the EUT and the SS via a Common Antenna.

2.3.3. Test Procedure

KDB 971168 D01v03 Section 9.0 and ANSI/TIA-603-E-2016.

2.3.4. Test Result

The nominal, highest and lowest extreme voltages are separately 3.80V, 4.35V and 3.55V, which are specified by the applicant; the normal temperature here used is 20°C.

LTE Band 2, 64QAM, Channel 18900, Frequency 1880.0MHz Limit =Within Authorized Band					
Voltage (%)	**Power (VDC)**	**Temp(°C)**	**Fre. Dev.(Hz)**	**Deviation (ppm)**	**Result**
Normal	3.80	+20(Ref)	24	0.013	PASS
Normal		-20	-49	-0.026	
Normal		-10	32	0.017	
Normal		0	-56	-0.030	
Normal		+10	-44	-0.023	
Normal		+20	49	0.026	
Normal		+30	14	0.007	
Normal		+40	13	0.007	
Normal		+50	-46	-0.024	
Normal		+55	39	0.021	
High	4.35	+20	-31	-0.016	
BATT.ENDPOINT	3.55	+20	-57	-0.030	

LTE Band 4, 64QAM, Channel 20175, Frequency 1732.5MHz Limit =Within Authorized Band					
Voltage (%)	**Power (VDC)**	**Temp(°C)**	**Fre. Dev.(Hz)**	**Deviation (ppm)**	**Result**
Normal	3.80	+20(Ref)	-26	-0.015	PASS
Normal		-20	31	0.018	
Normal		-10	40	0.023	
Normal		0	-43	-0.025	
Normal		+10	-58	-0.033	
Normal		+20	15	0.009	
Normal		+30	33	0.019	
Normal		+40	35	0.020	
Normal		+50	36	0.021	
Normal		+55	47	0.027	
High	4.35	+20	-28	-0.016	
BATT.ENDPOINT	3.55	+20	-29	-0.017	

LTE Band 5, 64QAM, Channel 20525, Frequency 836.5MHz Limit=±2.5ppm					
Voltage (%)	**Power (VDC)**	**Temp(°C)**	**Fre. Dev.(Hz)**	**Deviation (ppm)**	**Result**
Normal	3.80	+20(Ref)	-13	-0.016	PASS
Normal		-20	-39	-0.047	
Normal		-10	30	0.036	
Normal		0	32	0.038	
Normal		+10	-36	-0.043	
Normal		+20	52	0.062	
Normal		+30	-42	-0.050	
Normal		+40	43	0.051	
Normal		+50	47	0.056	
Normal		+55	26	0.031	
High	4.35	+20	-24	-0.029	
BATT.ENDPOINT	3.55	+20	51	0.061	

LTE Band 12, 64QAM, Channel 23095, Frequency 707.5MHz Limit =Within Authorized Band					
Voltage (%)	**Power (VDC)**	**Temp(°C)**	**Fre. Dev.(Hz)**	**Deviation (ppm)**	**Result**
Normal	3.80	+20(Ref)	-18	-0.025	PASS
Normal		-20	49	0.069	
Normal		-10	45	0.064	
Normal		0	56	0.079	
Normal		+10	23	0.033	
Normal		+20	-25	-0.035	
Normal		+30	39	0.055	
Normal		+40	42	0.059	
Normal		+50	36	0.051	
Normal		+55	-18	-0.025	
High	4.35	+20	-55	-0.078	
BATT.ENDPOINT	3.55	+20	21	0.030	

LTE Band 17, 64QAM, Channel 23790, Frequency 710.0MHz Limit =Within Authorized Band					
Voltage (%)	Power (VDC)	Temp (°C)	Fre. Dev. (Hz)	Deviation (ppm)	Result
Normal	3.80	+20(Ref)	21	0.030	PASS
Normal		-20	53	0.075	
Normal		-10	39	0.055	
Normal		0	43	0.061	
Normal		+10	-53	-0.075	
Normal		+20	38	0.054	
Normal		+30	-33	-0.046	
Normal		+40	-59	-0.083	
Normal		+50	38	0.054	
Normal		+55	14	0.020	
High	4.35	+20	49	0.069	
BATT.ENDPOINT	3.55	+20	-32	-0.045	

LTE Band 25, 64QAM, Channel 26365, Frequency 1882.5MHz Limit =Within Authorized Band					
Voltage (%)	Power (VDC)	Temp(°C)	Fre. Dev.(Hz)	Deviation (ppm)	Result
Normal	3.80	+20(Ref)	-28	-0.015	PASS
Normal		-20	31	0.016	
Normal		-10	40	0.021	
Normal		0	32	0.017	
Normal		+10	-33	-0.018	
Normal		+20	57	0.030	
Normal		+30	14	0.007	
Normal		+40	-27	-0.014	
Normal		+50	20	0.011	
Normal		+55	-22	-0.012	
High	4.35	+20	13	0.007	
BATT.ENDPOINT	3.55	+20	46	0.024	

LTE Band 26, 64QAM, Channel 26915, Frequency 836.5MHz Limit=±2.5ppm					
Voltage (%)	Power (VDC)	Temp(°C)	Fre. Dev.(Hz)	Deviation (ppm)	Result
Normal	3.80	+20(Ref)	-35	-0.043	PASS
Normal		-20	43	0.053	
Normal		-10	-22	-0.027	
Normal		0	-46	-0.056	
Normal		+10	-23	-0.028	
Normal		+20	-42	-0.051	
Normal		+30	-59	-0.072	
Normal		+40	26	0.032	
Normal		+50	46	0.056	
Normal		+55	-22	-0.027	
High	4.35	+20	35	0.043	
BATT.ENDPOINT	3.55	+20	-37	-0.045	

LTE Band 66, 64QAM, Channel 132322, Frequency 1745MHz Limit =Within Authorized Band					
Voltage (%)	Power (VDC)	Temp(°C)	Fre. Dev.(Hz)	Deviation (ppm)	Result
Normal	3.80	+20(Ref)	35	0.020	PASS
Normal		-20	-30	-0.017	
Normal		-10	-16	-0.009	
Normal		0	22	0.013	
Normal		+10	41	0.023	
Normal		+20	57	0.033	
Normal		+30	39	0.022	
Normal		+40	-41	-0.023	
Normal		+50	42	0.024	
Normal		+55	36	0.021	
High	4.35	+20	-59	-0.034	
BATT.ENDPOINT	3.55	+20	44	0.025	

LTE Band 71, 64QAM, Channel 133322, Frequency 683.0MHz Limit =Within Authorized Band					
Voltage (%)	**Power (VDC)**	**Temp(°C)**	**Fre. Dev.(Hz)**	**Deviation (ppm)**	**Result**
Normal	3.80	+20(Ref)	15	0.022	PASS
Normal		-20	-25	-0.037	
Normal		-10	-46	-0.067	
Normal		0	48	0.070	
Normal		+10	19	0.028	
Normal		+20	-52	-0.076	
Normal		+30	20	0.029	
Normal		+40	31	0.045	
Normal		+50	21	0.031	
Normal		+55	37	0.054	
High	4.35	+20	-40	-0.059	
BATT.ENDPOINT	3.55	+20	-35	-0.051	

2.4. Peak to Average Radio

2.4.1. Requirement

According to FCC section 24.232(d), 27.50(d) and 27.50(j)(4), the peak to average ratio (PAR) of the transmission may not exceed 13dB.

2.4.2. Test Description

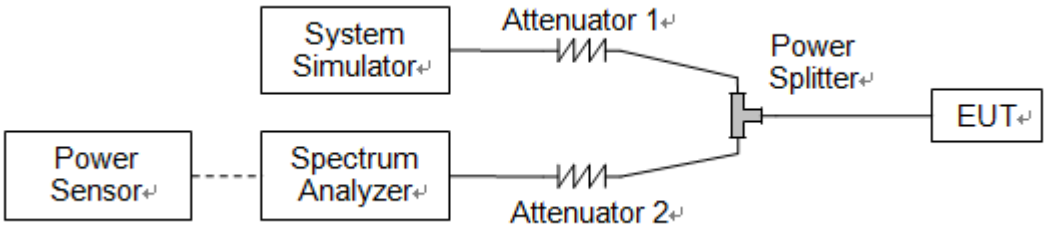

The EUT is coupled to the Spectrum Analyzer (SA) and the System Simulator (SS) with Attenuators through the Power Splitter; the RF load attached to the EUT antenna terminal is 50Ohm; the path loss as the factor is calibrated to correct the reading. The EUT is commanded by the SS to operate at the maximum output power. A call is established between the EUT and the SS.

2.4.3. Test Procedure

KDB 971168 D01v03 Section 5.7 and ANSI/TIA-603-E-2016.

2.4.4. Test Result

Record the maximum PAPR level associated with a probability of 0.1%.

LTE Band	BW(MHz)	Channel Level	Channel	Frequency (MHz)	Modulation	Peak to Average Radio(dB)	Verdict
B2	1.4	Low	18607	1850.7	QPSK	5.54	PASS
B2	1.4	Low	18607	1850.7	16QAM	6.35	PASS
B2	1.4	Low	18607	1850.7	64QAM	6.23	PASS
B2	1.4	Mid	18900	1880	QPSK	5.33	PASS
B2	1.4	Mid	18900	1880	16QAM	6.21	PASS
B2	1.4	Mid	18900	1880	64QAM	6.02	PASS
B2	1.4	High	19193	1909.3	QPSK	5.69	PASS
B2	1.4	High	19193	1909.3	16QAM	6.51	PASS
B2	1.4	High	19193	1909.3	64QAM	6.34	PASS
B2	3	Low	18615	1851.5	QPSK	5.56	PASS
B2	3	Low	18615	1851.5	16QAM	6.37	PASS
B2	3	Low	18615	1851.5	64QAM	6.28	PASS
B2	3	Mid	18900	1880	QPSK	5.34	PASS
B2	3	Mid	18900	1880	16QAM	6.23	PASS
B2	3	Mid	18900	1880	64QAM	6.10	PASS
B2	3	High	19185	1908.5	QPSK	5.77	PASS
B2	3	High	19185	1908.5	16QAM	6.54	PASS
B2	3	High	19185	1908.5	64QAM	6.34	PASS
B2	5	Low	18625	1852.5	QPSK	5.62	PASS
B2	5	Low	18625	1852.5	16QAM	6.34	PASS
B2	5	Low	18625	1852.5	64QAM	6.33	PASS
B2	5	Mid	18900	1880	QPSK	5.50	PASS
B2	5	Mid	18900	1880	16QAM	6.14	PASS
B2	5	Mid	18900	1880	64QAM	6.06	PASS
B2	5	High	19175	1907.5	QPSK	5.77	PASS
B2	5	High	19175	1907.5	16QAM	6.37	PASS
B2	5	High	19175	1907.5	64QAM	6.27	PASS
B2	10	Low	18650	1855	QPSK	5.72	PASS
B2	10	Low	18650	1855	16QAM	6.37	PASS
B2	10	Low	18650	1855	64QAM	6.40	PASS
B2	10	Mid	18900	1880	QPSK	5.60	PASS
B2	10	Mid	18900	1880	16QAM	6.24	PASS
B2	10	Mid	18900	1880	64QAM	6.22	PASS
B2	10	High	19150	1905	QPSK	5.88	PASS
B2	10	High	19150	1905	16QAM	6.57	PASS

B2	10	High	19150	1905	64QAM	6.54	PASS
B2	15	Low	18675	1857.5	QPSK	5.63	PASS
B2	15	Low	18675	1857.5	16QAM	6.28	PASS
B2	15	Low	18675	1857.5	64QAM	6.35	PASS
B2	15	Mid	18900	1880	QPSK	5.46	PASS
B2	15	Mid	18900	1880	16QAM	6.17	PASS
B2	15	Mid	18900	1880	64QAM	6.14	PASS
B2	15	High	19125	1902.5	QPSK	5.74	PASS
B2	15	High	19125	1902.5	16QAM	6.39	PASS
B2	15	High	19125	1902.5	64QAM	6.37	PASS
B2	20	Low	18700	1860	QPSK	5.63	PASS
B2	20	Low	18700	1860	16QAM	6.18	PASS
B2	20	Low	18700	1860	64QAM	6.19	PASS
B2	20	Mid	18900	1880	QPSK	5.53	PASS
B2	20	Mid	18900	1880	16QAM	6.24	PASS
B2	20	Mid	18900	1880	64QAM	6.21	PASS
B2	20	High	19100	1900	QPSK	5.73	PASS
B2	20	High	19100	1900	16QAM	6.39	PASS
B2	20	High	19100	1900	64QAM	6.35	PASS

LTE Band	BW(MHz)	Channel Level	Channel	Frequency (MHz)	Modulation	Peak to Average Radio(dB)	Verdict
B4	1.4	Low	19957	1710.7	QPSK	4.72	PASS
B4	1.4	Low	19957	1710.7	16QAM	5.56	PASS
B4	1.4	Low	19957	1710.7	64QAM	5.39	PASS
B4	1.4	Mid	20175	1732.5	QPSK	5.30	PASS
B4	1.4	Mid	20175	1732.5	16QAM	6.13	PASS
B4	1.4	Mid	20175	1732.5	64QAM	6.04	PASS
B4	1.4	High	20393	1754.3	QPSK	4.51	PASS
B4	1.4	High	20393	1754.3	16QAM	5.39	PASS
B4	1.4	High	20393	1754.3	64QAM	5.23	PASS
B4	3	Low	19965	1711.5	QPSK	4.74	PASS
B4	3	Low	19965	1711.5	16QAM	5.55	PASS
B4	3	Low	19965	1711.5	64QAM	5.41	PASS
B4	3	Mid	20175	1732.5	QPSK	5.35	PASS
B4	3	Mid	20175	1732.5	16QAM	5.93	PASS
B4	3	Mid	20175	1732.5	64QAM	5.81	PASS
B4	3	High	20385	1753.5	QPSK	4.63	PASS
B4	3	High	20385	1753.5	16QAM	5.14	PASS
B4	3	High	20385	1753.5	64QAM	5.06	PASS
B4	5	Low	19975	1712.5	QPSK	5.20	PASS
B4	5	Low	19975	1712.5	16QAM	5.63	PASS
B4	5	Low	19975	1712.5	64QAM	5.63	PASS
B4	5	Mid	20175	1732.5	QPSK	5.41	PASS
B4	5	Mid	20175	1732.5	16QAM	6.11	PASS
B4	5	Mid	20175	1732.5	64QAM	6.06	PASS
B4	5	High	20375	1752.5	QPSK	4.95	PASS
B4	5	High	20375	1752.5	16QAM	5.36	PASS
B4	5	High	20375	1752.5	64QAM	5.33	PASS
B4	10	Low	20000	1715	QPSK	5.15	PASS
B4	10	Low	20000	1715	16QAM	5.82	PASS
B4	10	Low	20000	1715	64QAM	5.84	PASS
B4	10	Mid	20175	1732.5	QPSK	5.53	PASS
B4	10	Mid	20175	1732.5	16QAM	6.18	PASS
B4	10	Mid	20175	1732.5	64QAM	6.15	PASS
B4	10	High	20350	1750	QPSK	5.10	PASS
B4	10	High	20350	1750	16QAM	5.78	PASS

B4	10	High	20350	1750	64QAM	5.77	PASS
B4	15	Low	20025	1717.5	QPSK	4.91	PASS
B4	15	Low	20025	1717.5	16QAM	5.50	PASS
B4	15	Low	20025	1717.5	64QAM	5.48	PASS
B4	15	Mid	20175	1732.5	QPSK	5.30	PASS
B4	15	Mid	20175	1732.5	16QAM	5.79	PASS
B4	15	Mid	20175	1732.5	64QAM	5.85	PASS
B4	15	High	20325	1747.5	QPSK	4.86	PASS
B4	15	High	20325	1747.5	16QAM	5.67	PASS
B4	15	High	20325	1747.5	64QAM	5.67	PASS
B4	20	Low	20050	1720	QPSK	5.16	PASS
B4	20	Low	20050	1720	16QAM	5.77	PASS
B4	20	Low	20050	1720	64QAM	5.72	PASS
B4	20	Mid	20175	1732.5	QPSK	5.34	PASS
B4	20	Mid	20175	1732.5	16QAM	6.03	PASS
B4	20	Mid	20175	1732.5	64QAM	5.97	PASS
B4	20	High	20300	1745	QPSK	5.18	PASS
B4	20	High	20300	1745	16QAM	5.85	PASS
B4	20	High	20300	1745	64QAM	5.80	PASS

LTE Band	BW(MHz)	Channel Level	Channel	Frequency (MHz)	Modulation	Peak to Average Radio(dB)	Verdict
B25	1.4	Low	26047	1850.7	QPSK	5.49	PASS
B25	1.4	Low	26047	1850.7	16QAM	6.34	PASS
B25	1.4	Low	26047	1850.7	64QAM	6.25	PASS
B25	1.4	Mid	26365	1882.5	QPSK	5.44	PASS
B25	1.4	Mid	26365	1882.5	16QAM	6.24	PASS
B25	1.4	Mid	26365	1882.5	64QAM	6.10	PASS
B25	1.4	High	26683	1914.3	QPSK	5.31	PASS
B25	1.4	High	26683	1914.3	16QAM	6.19	PASS
B25	1.4	High	26683	1914.3	64QAM	6.07	PASS
B25	3	Low	26055	1851.5	QPSK	5.59	PASS
B25	3	Low	26055	1851.5	16QAM	6.33	PASS
B25	3	Low	26055	1851.5	64QAM	6.24	PASS
B25	3	Mid	26365	1882.5	QPSK	5.51	PASS
B25	3	Mid	26365	1882.5	16QAM	6.29	PASS
B25	3	Mid	26365	1882.5	64QAM	6.13	PASS
B25	3	High	26675	1913.5	QPSK	5.37	PASS
B25	3	High	26675	1913.5	16QAM	6.17	PASS
B25	3	High	26675	1913.5	64QAM	6.10	PASS
B25	5	Low	26065	1852.5	QPSK	5.75	PASS
B25	5	Low	26065	1852.5	16QAM	6.36	PASS
B25	5	Low	26065	1852.5	64QAM	6.24	PASS
B25	5	Mid	26365	1882.5	QPSK	5.70	PASS
B25	5	Mid	26365	1882.5	16QAM	6.35	PASS
B25	5	Mid	26365	1882.5	64QAM	6.28	PASS
B25	5	High	26665	1912.5	QPSK	5.74	PASS
B25	5	High	26665	1912.5	16QAM	6.42	PASS
B25	5	High	26665	1912.5	64QAM	6.36	PASS
B25	10	Low	26090	1855	QPSK	5.75	PASS
B25	10	Low	26090	1855	16QAM	6.42	PASS
B25	10	Low	26090	1855	64QAM	6.43	PASS
B25	10	Mid	26365	1882.5	QPSK	5.80	PASS
B25	10	Mid	26365	1882.5	16QAM	6.36	PASS
B25	10	Mid	26365	1882.5	64QAM	6.26	PASS
B25	10	High	26640	1910	QPSK	5.79	PASS
B25	10	High	26640	1910	16QAM	6.39	PASS

B25	10	High	26640	1910	64QAM	6.35	PASS
B25	15	Low	26115	1857.5	QPSK	5.67	PASS
B25	15	Low	26115	1857.5	16QAM	6.24	PASS
B25	15	Low	26115	1857.5	64QAM	6.21	PASS
B25	15	Mid	26365	1882.5	QPSK	5.44	PASS
B25	15	Mid	26365	1882.5	16QAM	6.07	PASS
B25	15	Mid	26365	1882.5	64QAM	6.08	PASS
B25	15	High	26615	1907.5	QPSK	5.75	PASS
B25	15	High	26615	1907.5	16QAM	6.36	PASS
B25	15	High	26615	1907.5	64QAM	6.35	PASS
B25	20	Low	26140	1860	QPSK	5.70	PASS
B25	20	Low	26140	1860	16QAM	6.31	PASS
B25	20	Low	26140	1860	64QAM	6.32	PASS
B25	20	Mid	26365	1882.5	QPSK	5.56	PASS
B25	20	Mid	26365	1882.5	16QAM	6.40	PASS
B25	20	Mid	26365	1882.5	64QAM	6.45	PASS
B25	20	High	26590	1905	QPSK	5.67	PASS
B25	20	High	26590	1905	16QAM	6.47	PASS
B25	20	High	26590	1905	64QAM	6.44	PASS

LTE Band	BW(MHz)	Channel Level	Channel	Frequency (MHz)	Modulation	Peak to Average Radio(dB)	Verdict
B66	1.4	Low	131979	1710.7	QPSK	4.77	PASS
B66	1.4	Low	131979	1710.7	16QAM	5.76	PASS
B66	1.4	Low	131979	1710.7	64QAM	5.54	PASS
B66	1.4	Mid	132322	1745	QPSK	5.01	PASS
B66	1.4	Mid	132322	1745	16QAM	5.84	PASS
B66	1.4	Mid	132322	1745	64QAM	5.72	PASS
B66	1.4	High	132665	1779.3	QPSK	4.66	PASS
B66	1.4	High	132665	1779.3	16QAM	4.89	PASS
B66	1.4	High	132665	1779.3	64QAM	5.12	PASS
B66	3	Low	131987	1711.5	QPSK	4.90	PASS
B66	3	Low	131987	1711.5	16QAM	5.70	PASS
B66	3	Low	131987	1711.5	64QAM	5.58	PASS
B66	3	Mid	132322	1745	QPSK	5.11	PASS
B66	3	Mid	132322	1745	16QAM	5.72	PASS
B66	3	Mid	132322	1745	64QAM	5.67	PASS
B66	3	High	132657	1778.5	QPSK	4.87	PASS
B66	3	High	132657	1778.5	16QAM	5.35	PASS
B66	3	High	132657	1778.5	64QAM	5.33	PASS
B66	5	Low	131997	1712.5	QPSK	5.05	PASS
B66	5	Low	131997	1712.5	16QAM	5.70	PASS
B66	5	Low	131997	1712.5	64QAM	5.65	PASS
B66	5	Mid	132322	1745	QPSK	5.29	PASS
B66	5	Mid	132322	1745	16QAM	5.84	PASS
B66	5	Mid	132322	1745	64QAM	5.83	PASS
B66	5	High	132647	1777.5	QPSK	5.19	PASS
B66	5	High	132647	1777.5	16QAM	5.87	PASS
B66	5	High	132647	1777.5	64QAM	5.82	PASS
B66	10	Low	132022	1715	QPSK	5.16	PASS
B66	10	Low	132022	1715	16QAM	5.86	PASS
B66	10	Low	132022	1715	64QAM	5.79	PASS
B66	10	Mid	132322	1745	QPSK	5.39	PASS
B66	10	Mid	132322	1745	16QAM	6.01	PASS
B66	10	Mid	132322	1745	64QAM	5.95	PASS
B66	10	High	132622	1775	QPSK	5.42	PASS
B66	10	High	132622	1775	16QAM	6.26	PASS

B66	10	High	132622	1775	64QAM	6.16	PASS
B66	15	Low	132047	1717.5	QPSK	4.99	PASS
B66	15	Low	132047	1717.5	16QAM	5.73	PASS
B66	15	Low	132047	1717.5	64QAM	5.72	PASS
B66	15	Mid	132322	1745	QPSK	5.28	PASS
B66	15	Mid	132322	1745	16QAM	5.79	PASS
B66	15	Mid	132322	1745	64QAM	5.70	PASS
B66	15	High	132597	1772.5	QPSK	5.43	PASS
B66	15	High	132597	1772.5	16QAM	6.04	PASS
B66	15	High	132597	1772.5	64QAM	6.03	PASS
B66	20	Low	132072	1720	QPSK	5.26	PASS
B66	20	Low	132072	1720	16QAM	6.10	PASS
B66	20	Low	132072	1720	64QAM	5.99	PASS
B66	20	Mid	132322	1745	QPSK	5.53	PASS
B66	20	Mid	132322	1745	16QAM	5.93	PASS
B66	20	Mid	132322	1745	64QAM	5.91	PASS
B66	20	High	132572	1770	QPSK	5.42	PASS
B66	20	High	132572	1770	16QAM	6.11	PASS
B66	20	High	132572	1770	64QAM	6.46	PASS

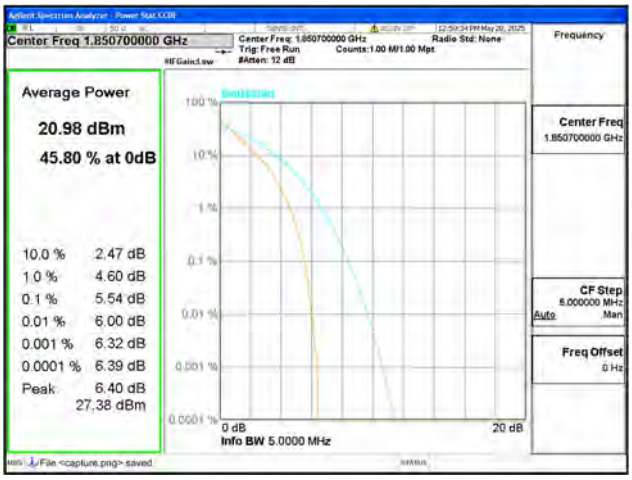

B2 / 1.4MHz / Low CH / QPSK

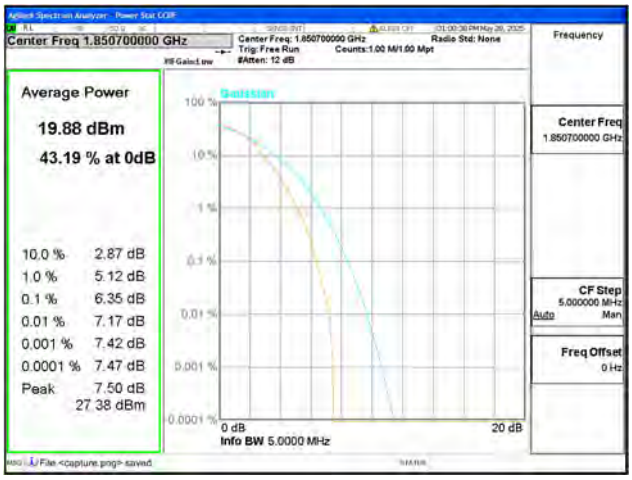

B2 / 1.4MHz / Low CH / 16QAM

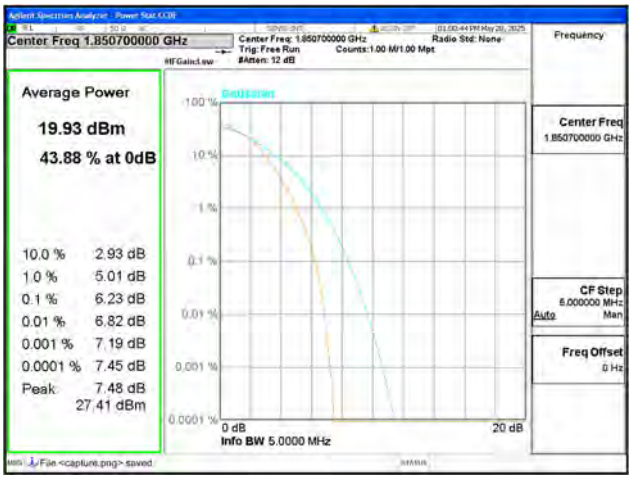

B2 / 1.4MHz / Low CH / 64QAM

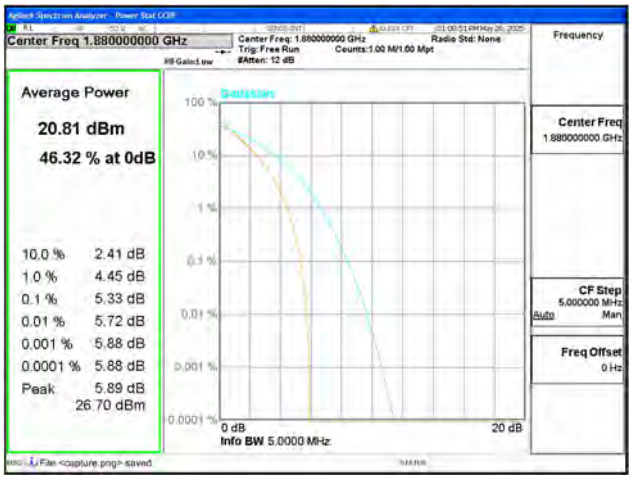

B2 / 1.4MHz / Mid CH / QPSK

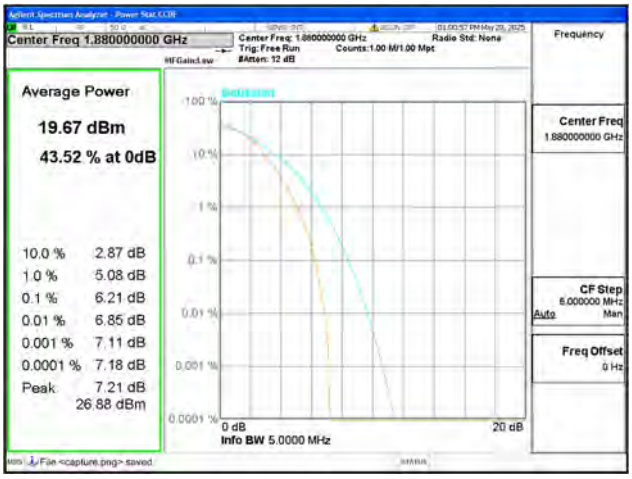

B2 / 1.4MHz / Mid CH / 16QAM

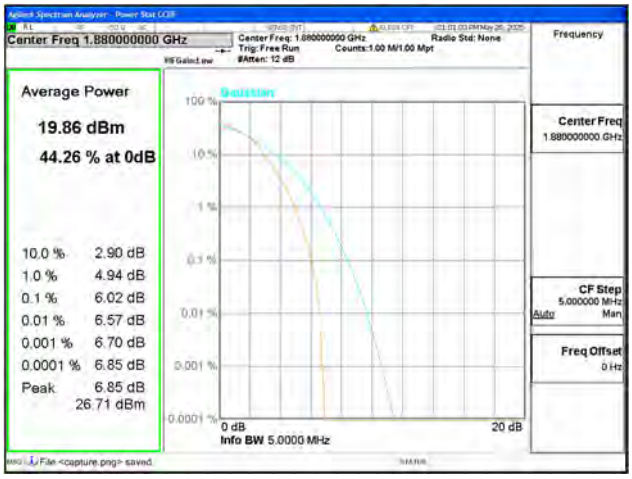

B2 / 1.4MHz / Mid CH / 64QAM

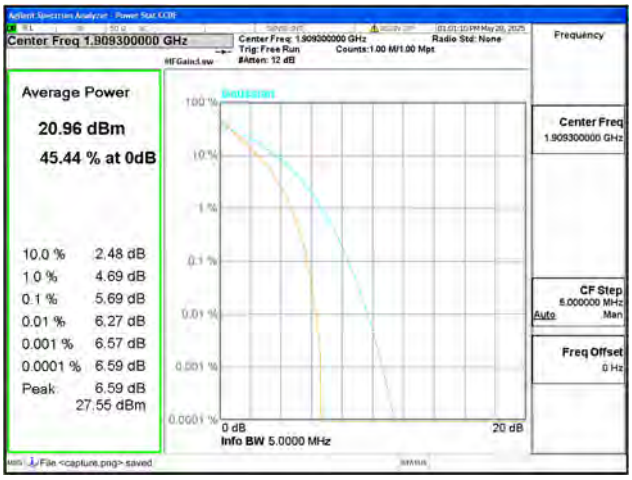

B2 / 1.4MHz / High CH / QPSK

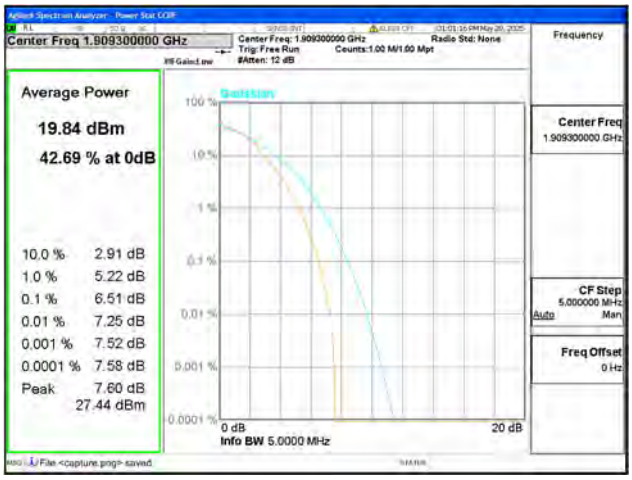

B2 / 1.4MHz / High CH / 16QAM

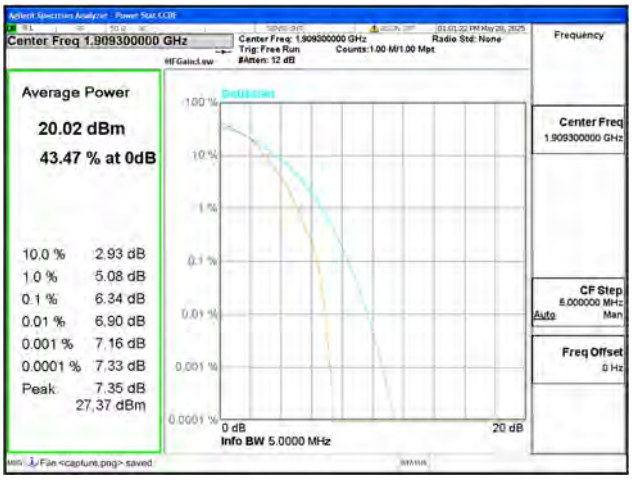

B2 / 1.4MHz / High CH / 64QAM

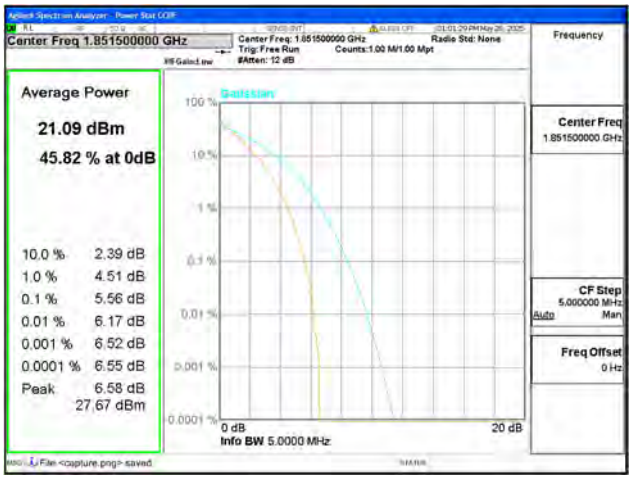

B2 / 3MHz / Low CH / QPSK

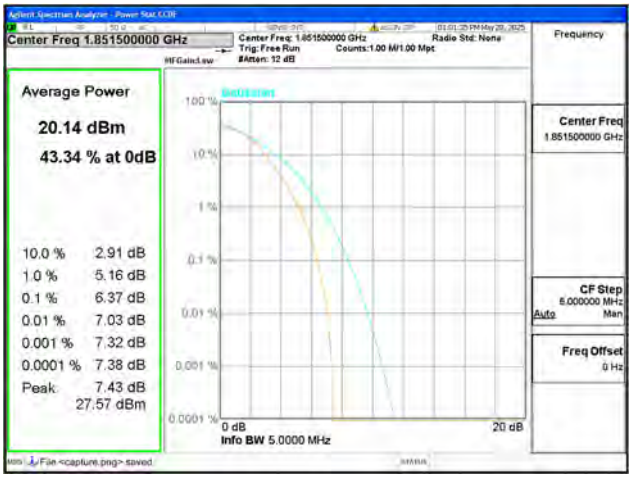

B2 / 3MHz / Low CH / 16QAM

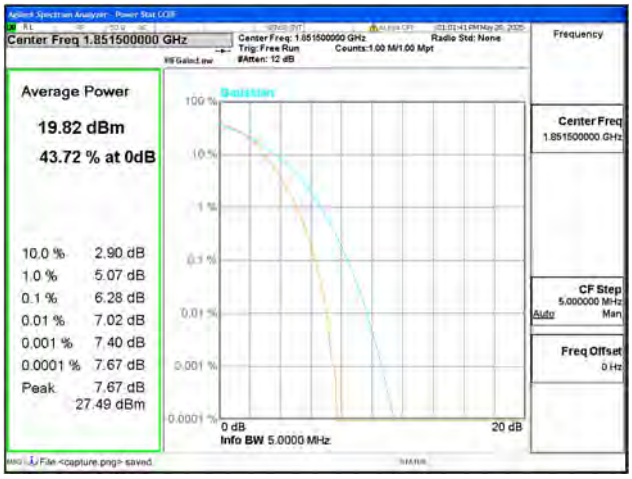

B2 / 3MHz / Low CH / 64QAM

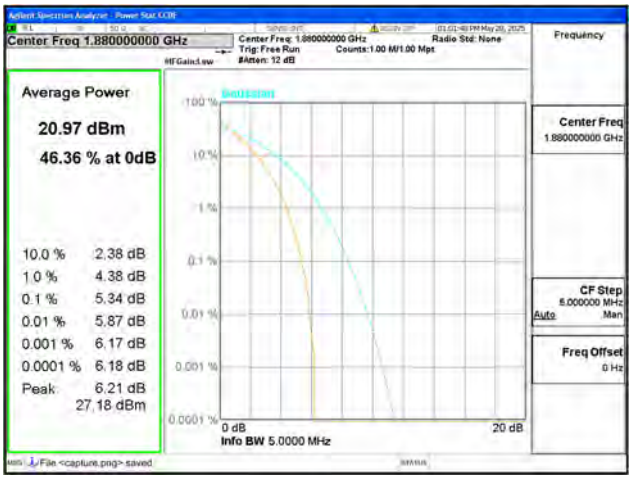

B2 / 3MHz / Mid CH / QPSK

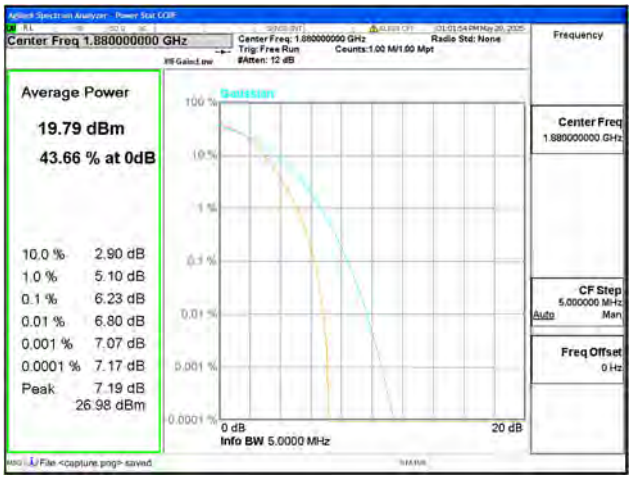

B2 / 3MHz / Mid CH / 16QAM

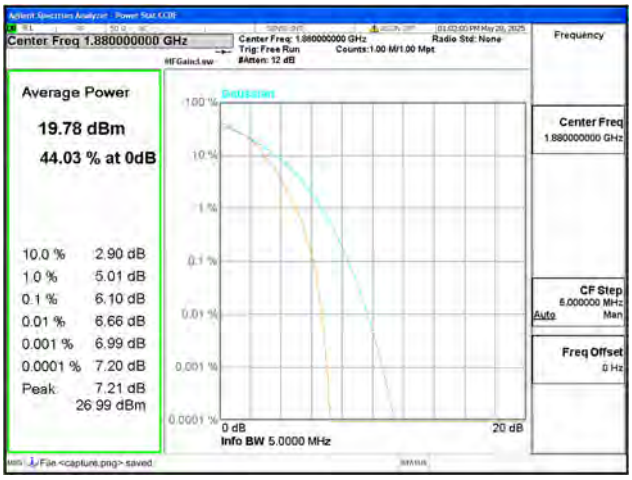

B2 / 3MHz / Mid CH / 64QAM

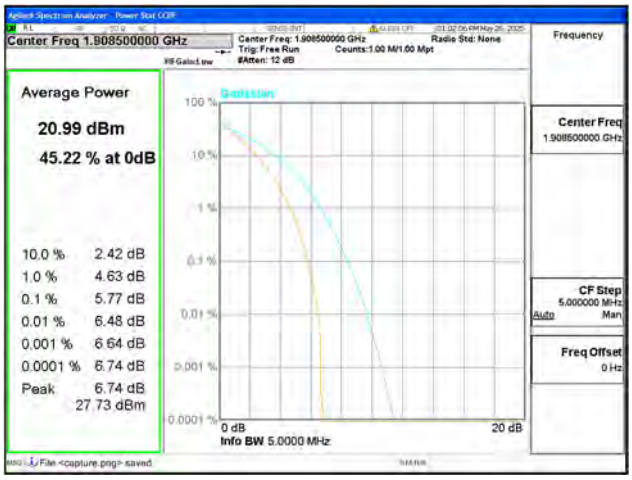

B2 / 3MHz / High CH / QPSK

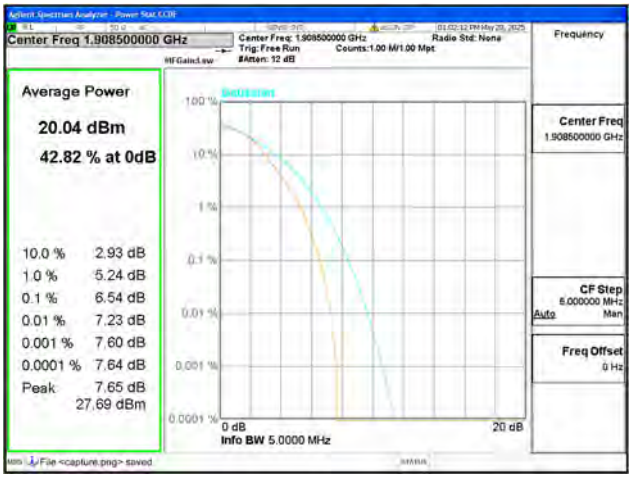

B2 / 3MHz / High CH / 16QAM

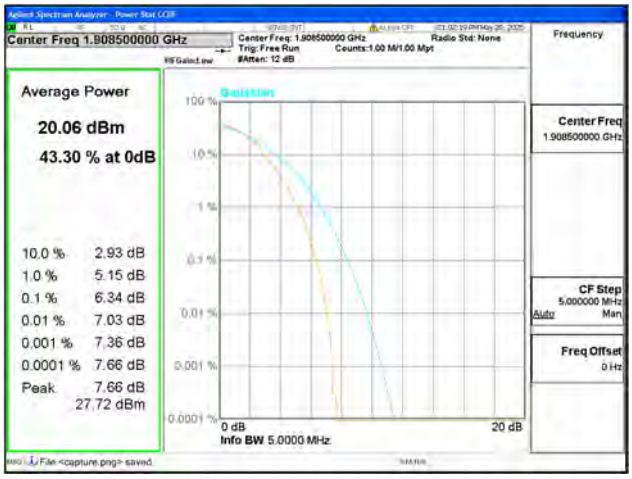

B2 / 3MHz / High CH / 64QAM

B2 / 5MHz / Low CH / QPSK

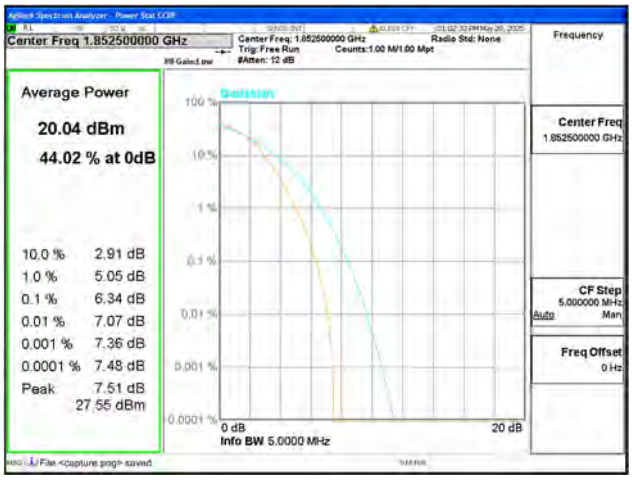

B2 / 5MHz / Low CH / 16QAM

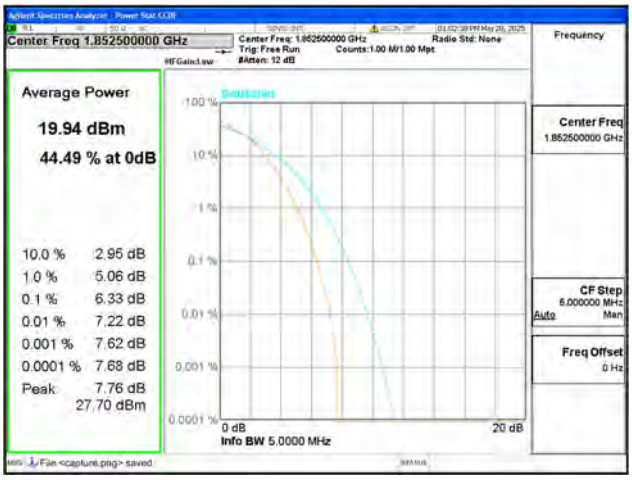

B2 / 5MHz / Low CH / 64QAM

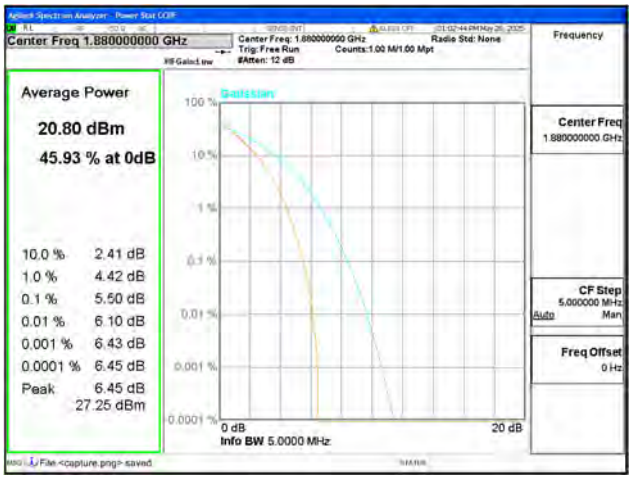

B2 / 5MHz / Mid CH / QPSK

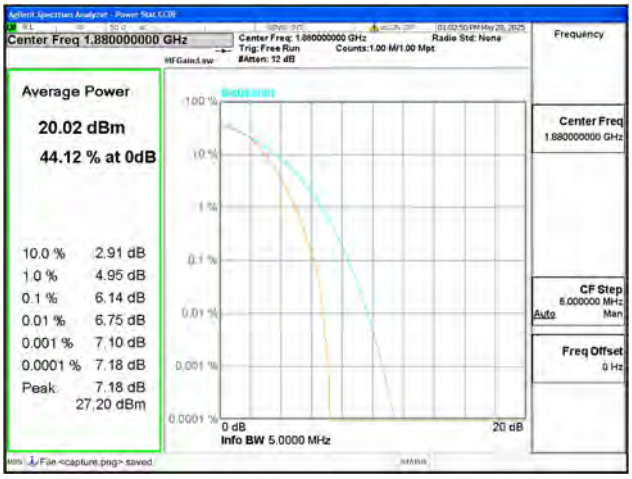

B2 / 5MHz / Mid CH / 16QAM

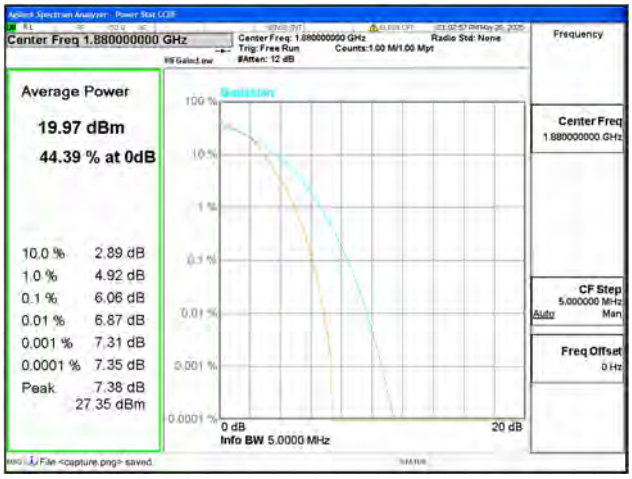

B2 / 5MHz / Mid CH / 64QAM

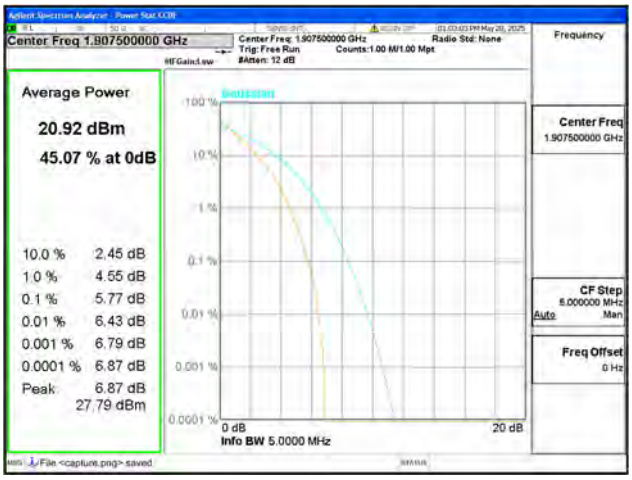

B2 / 5MHz / High CH / QPSK

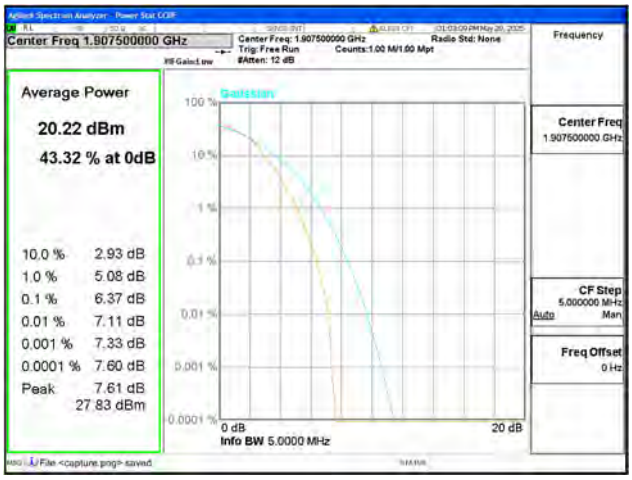

B2 / 5MHz / High CH / 16QAM

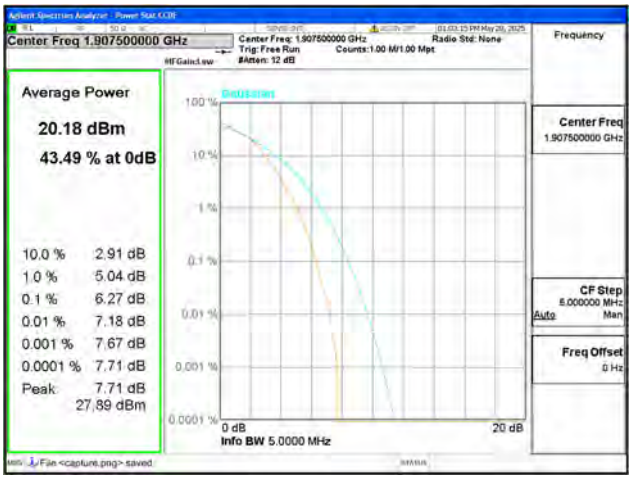

B2 / 5MHz / High CH / 64QAM

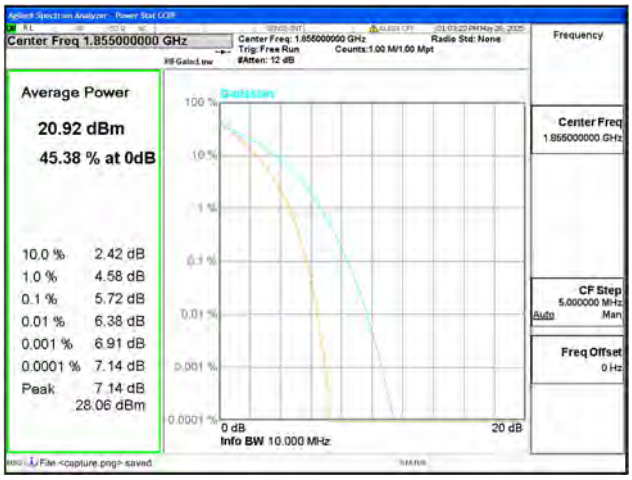

B2 / 10MHz / Low CH / QPSK

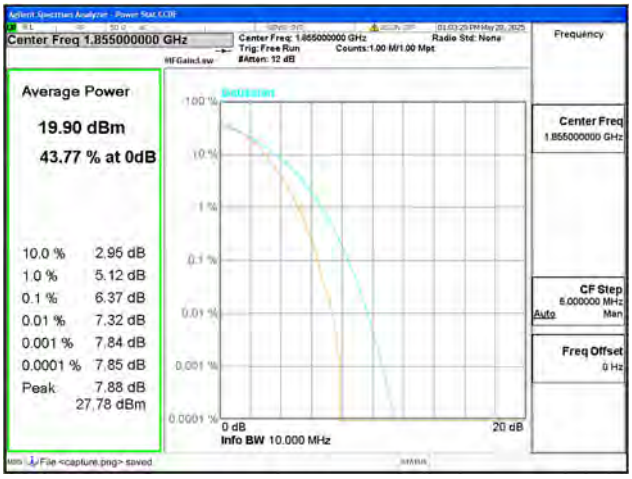

B2 / 10MHz / Low CH / 16QAM

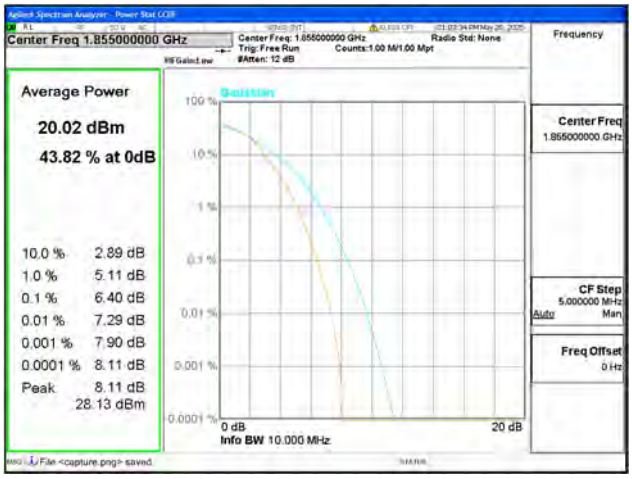

B2 / 10MHz / Low CH / 64QAM

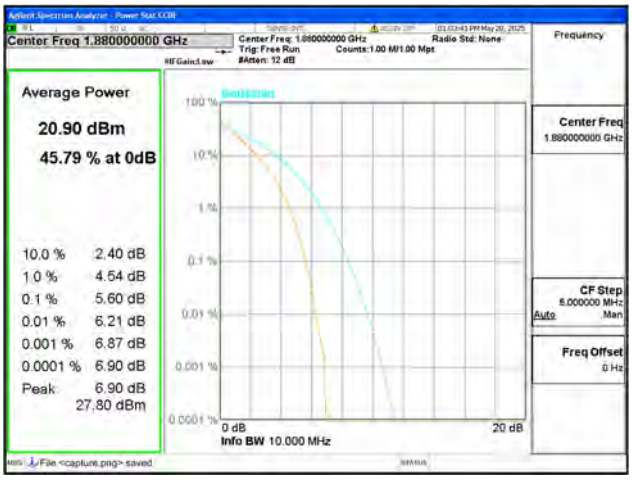

B2 / 10MHz / Mid CH / QPSK

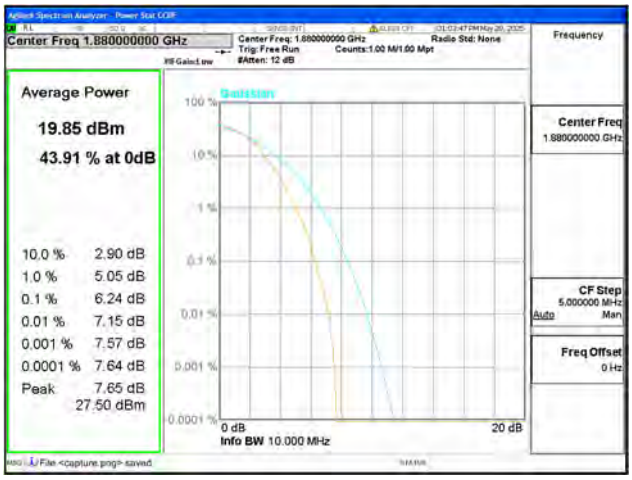

B2 / 10MHz / Mid CH / 16QAM

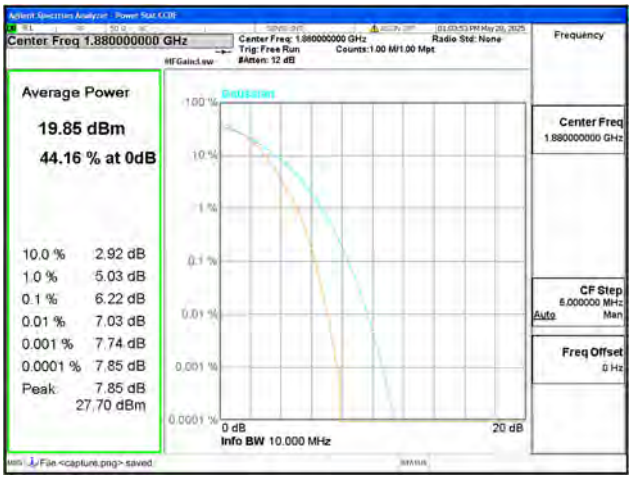

B2 / 10MHz / Mid CH / 64QAM

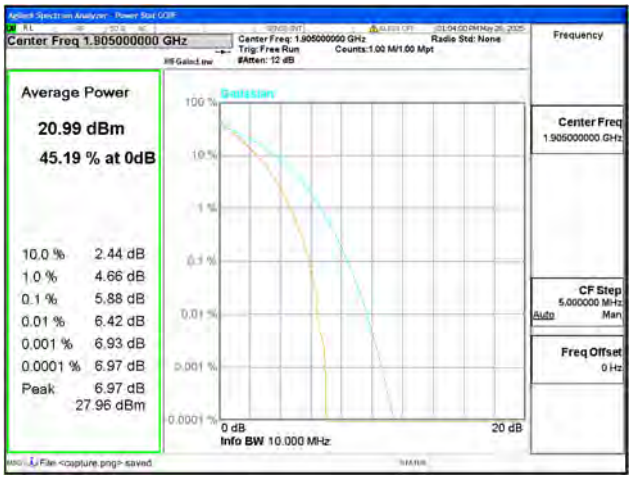

B2 / 10MHz / High CH / QPSK

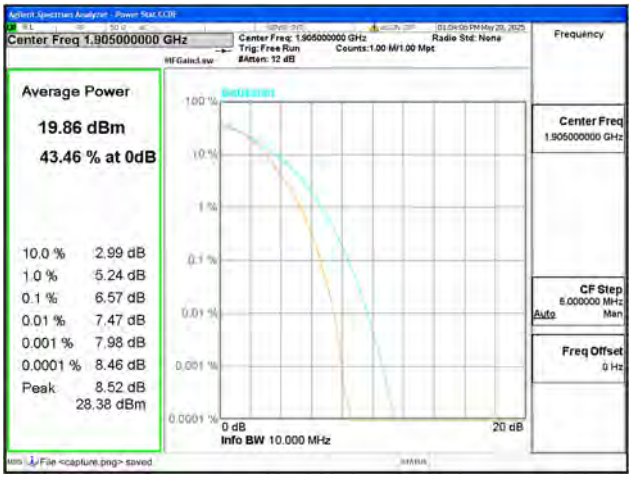

B2 / 10MHz / High CH / 16QAM

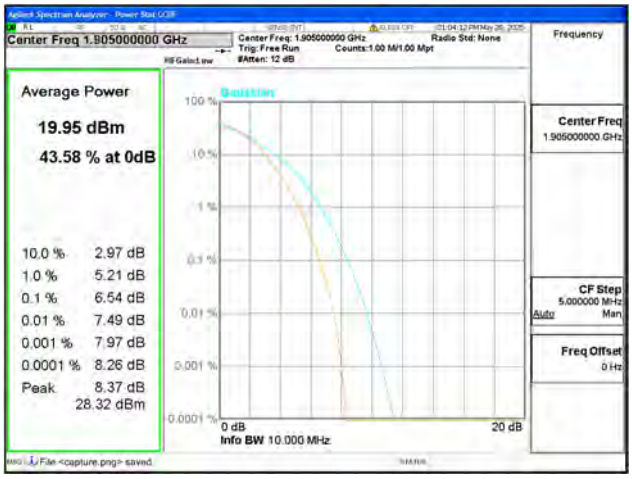

B2 / 10MHz / High CH / 64QAM

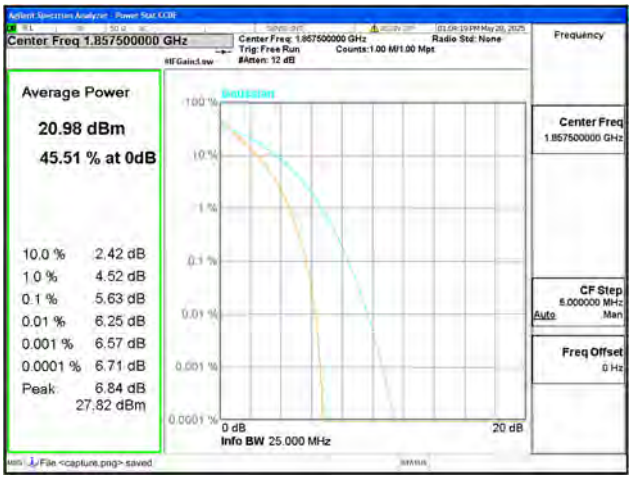

B2 / 15MHz / Low CH / QPSK

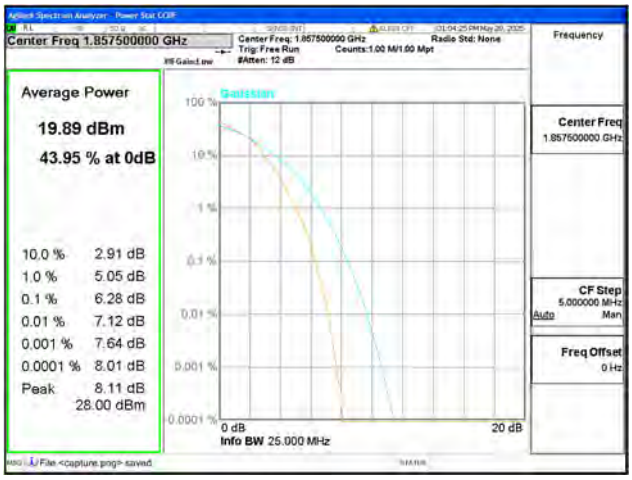

B2 / 15MHz / Low CH / 16QAM

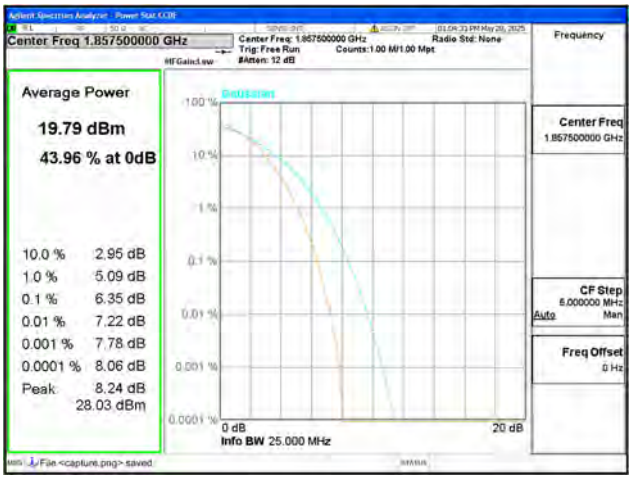

B2 / 15MHz / Low CH / 64QAM

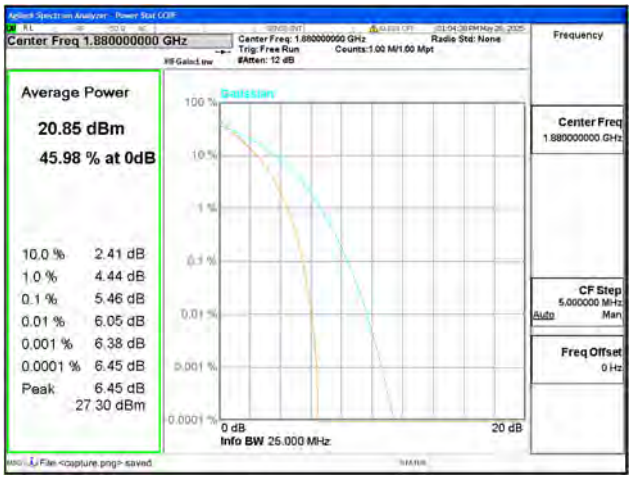

B2 / 15MHz / Mid CH / QPSK

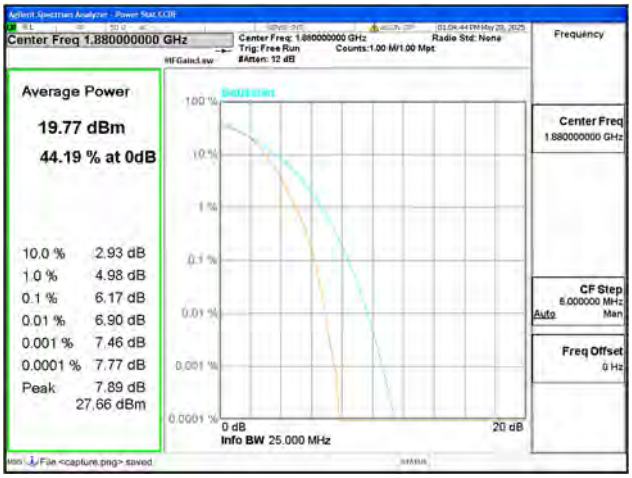

B2 / 15MHz / Mid CH / 16QAM

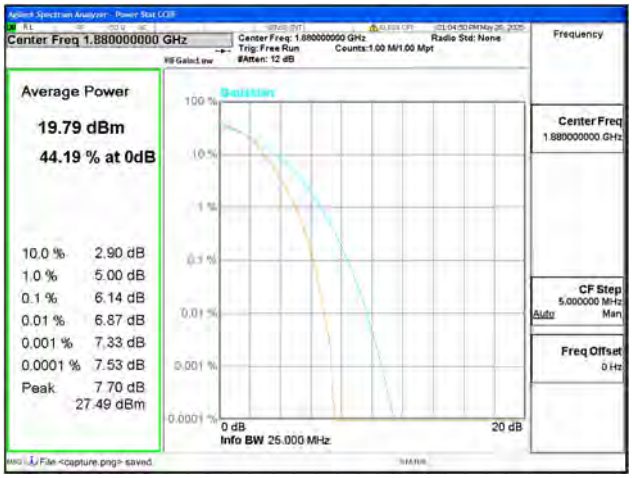

B2 / 15MHz / Mid CH / 64QAM

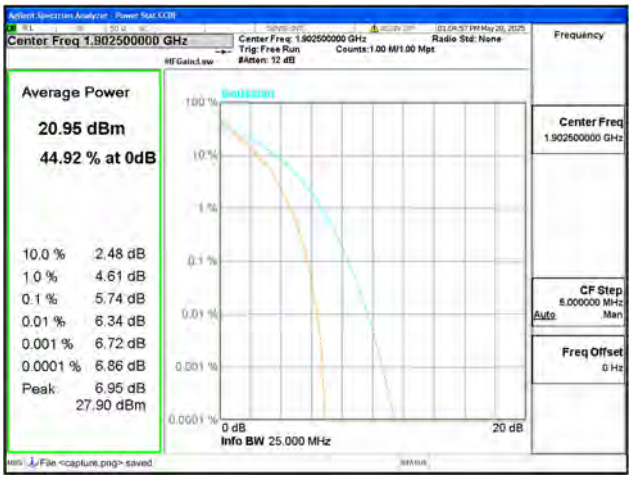

B2 / 15MHz / High CH / QPSK

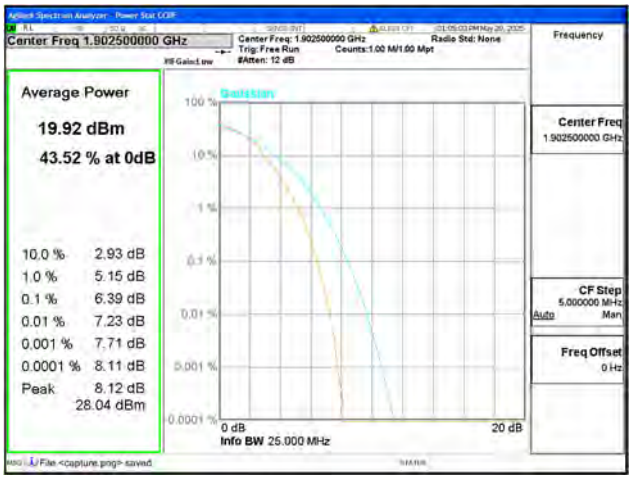

B2 / 15MHz / High CH / 16QAM

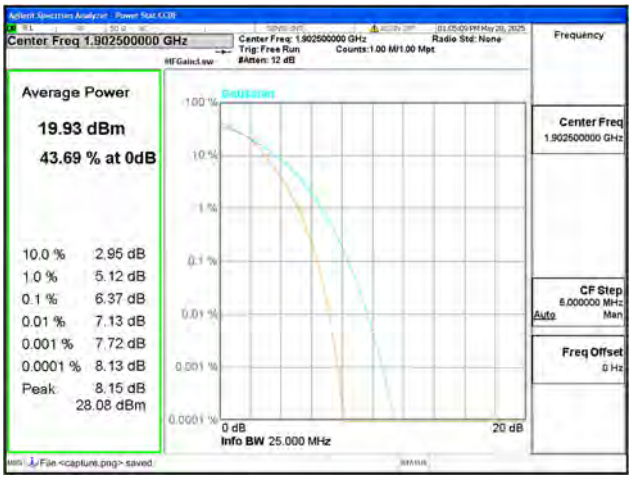

B2 / 15MHz / High CH / 64QAM

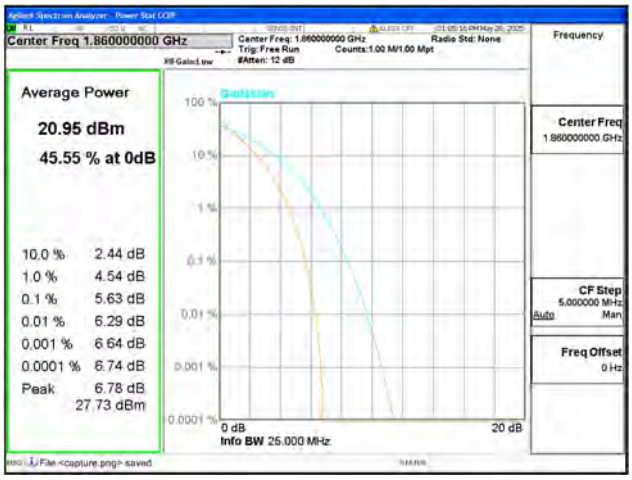

B2 / 20MHz / Low CH / QPSK

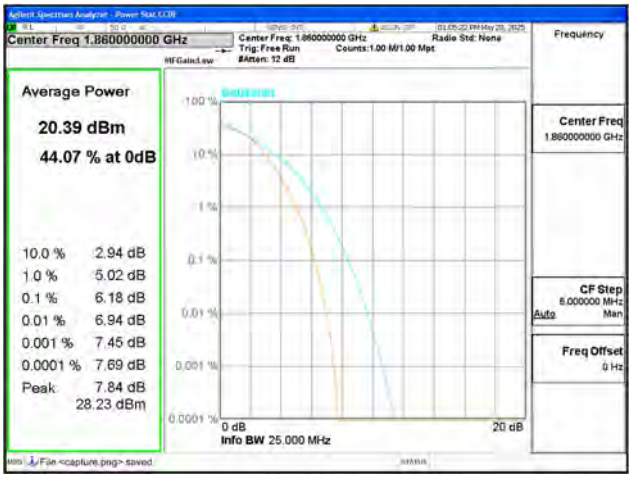

B2 / 20MHz / Low CH / 16QAM

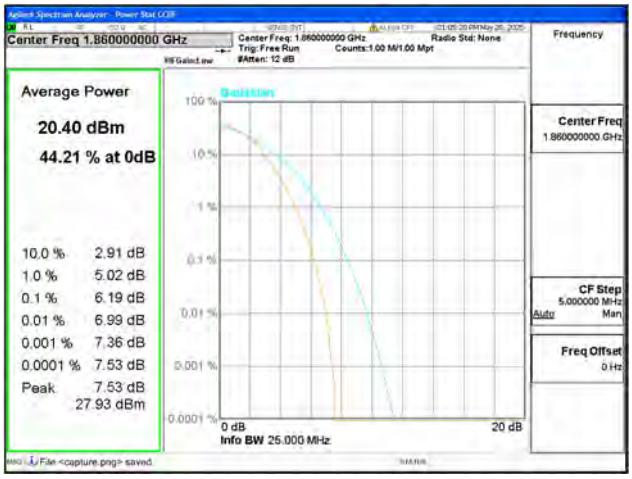

B2 / 20MHz / Low CH / 64QAM

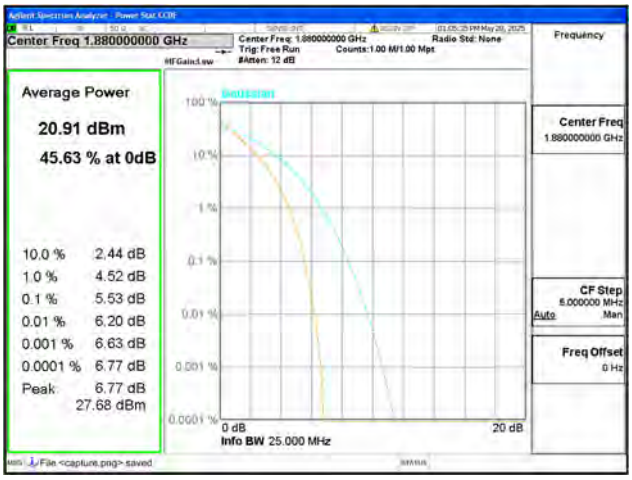

B2 / 20MHz / Mid CH / QPSK

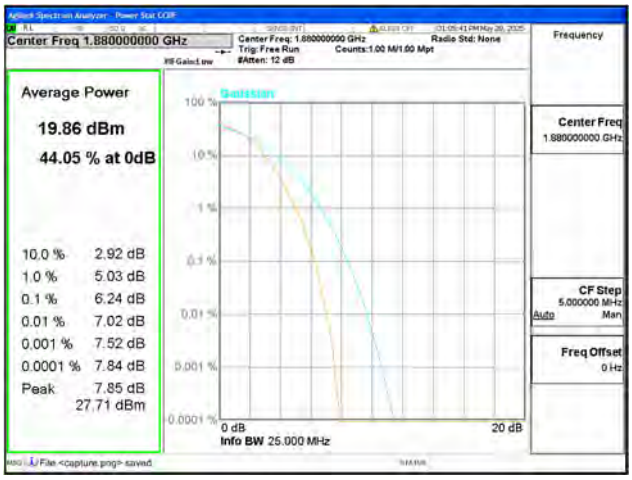

B2 / 20MHz / Mid CH / 16QAM

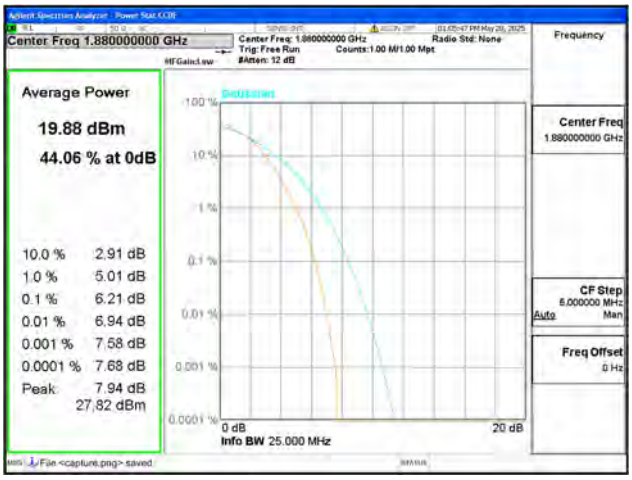

B2 / 20MHz / Mid CH / 64QAM

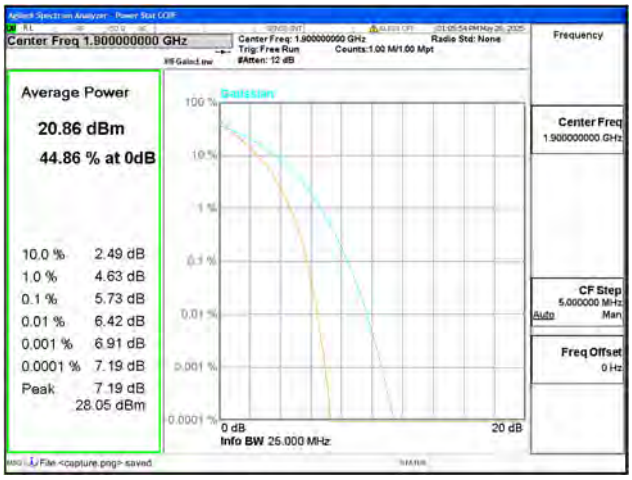

B2 / 20MHz / High CH / QPSK

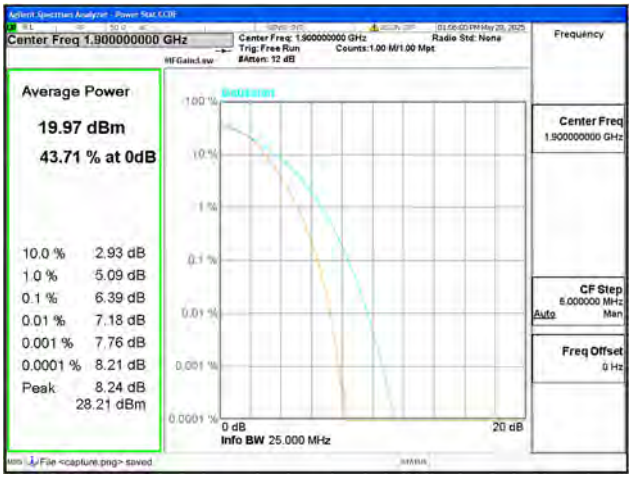

B2 / 20MHz / High CH / 16QAM

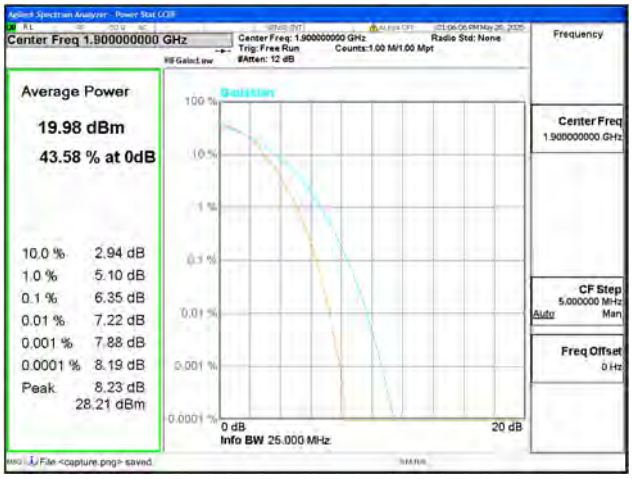

B2 / 20MHz / High CH / 64QAM

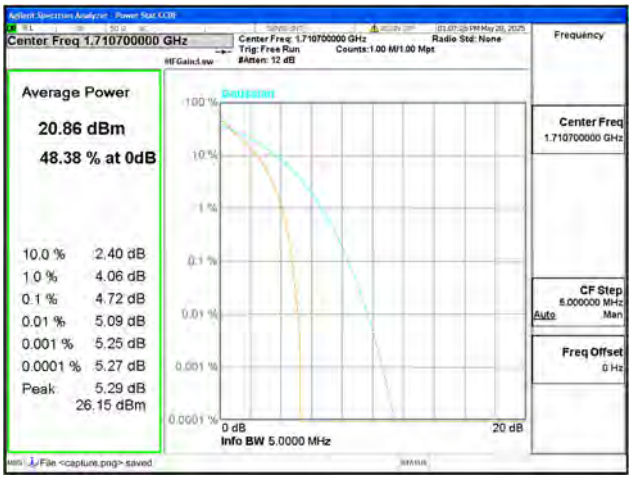

B4 / 1.4MHz / Low CH / QPSK

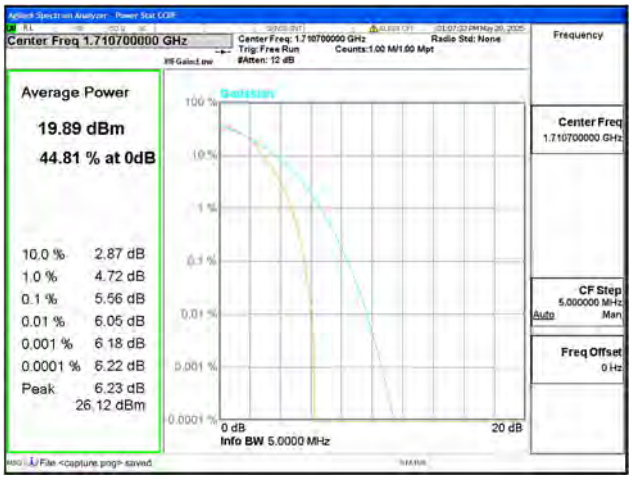

B4 / 1.4MHz / Low CH / 16QAM

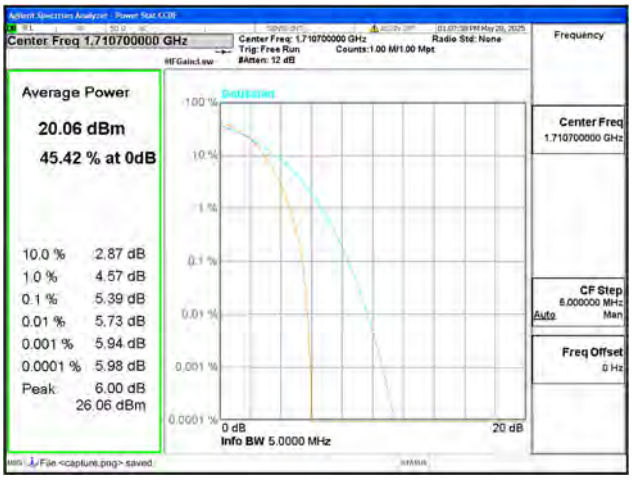

B4 / 1.4MHz / Low CH / 64QAM

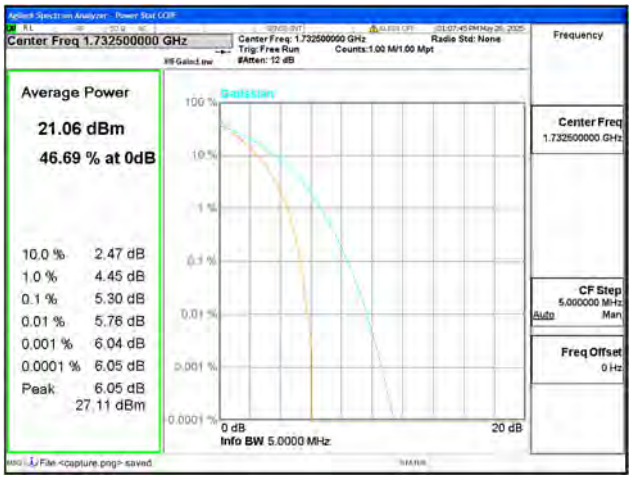

B4 / 1.4MHz / Mid CH / QPSK

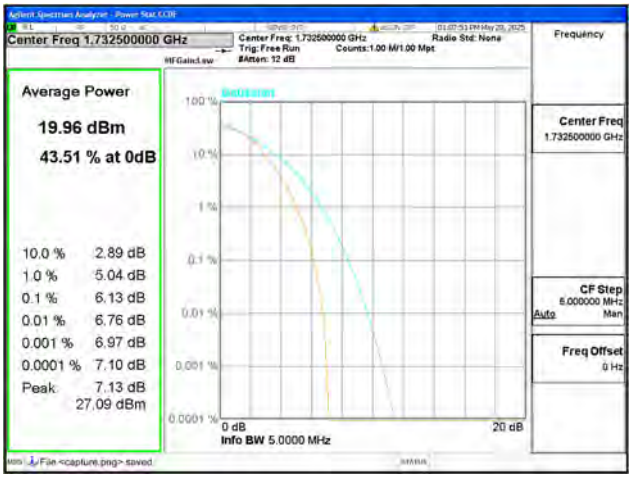

B4 / 1.4MHz / Mid CH / 16QAM

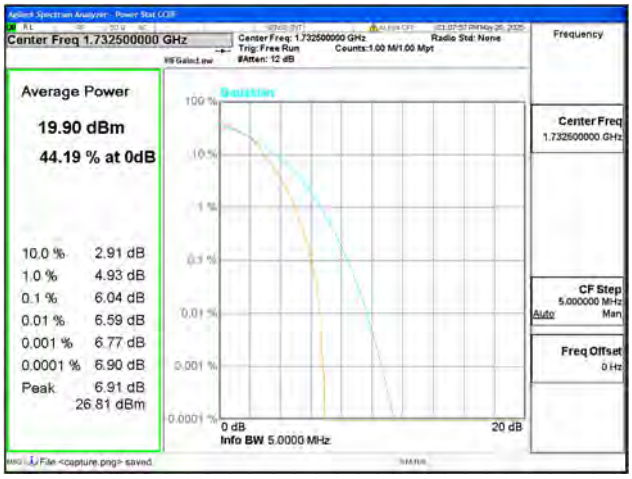

B4 / 1.4MHz / Mid CH / 64QAM

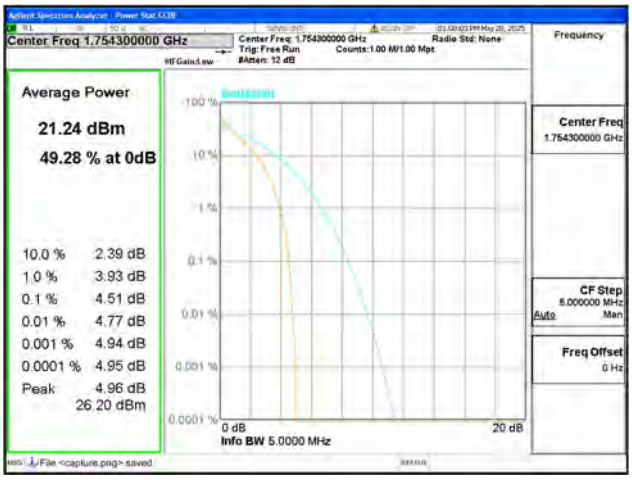

B4 / 1.4MHz / High CH / QPSK

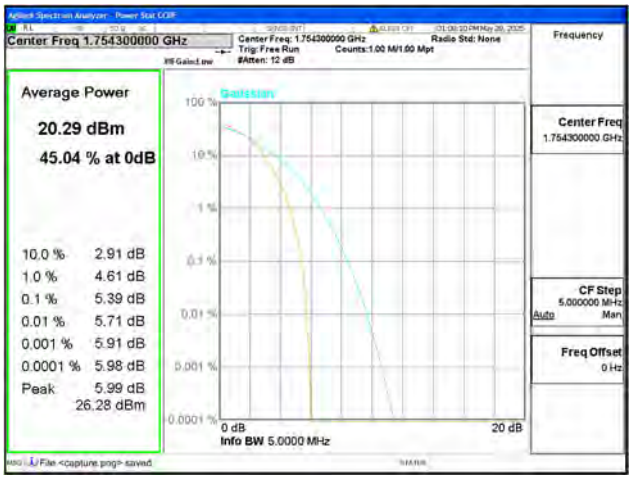

B4 / 1.4MHz / High CH / 16QAM

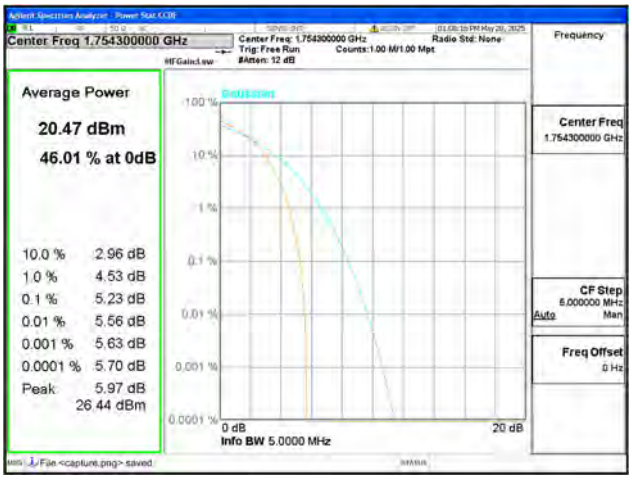

B4 / 1.4MHz / High CH / 64QAM

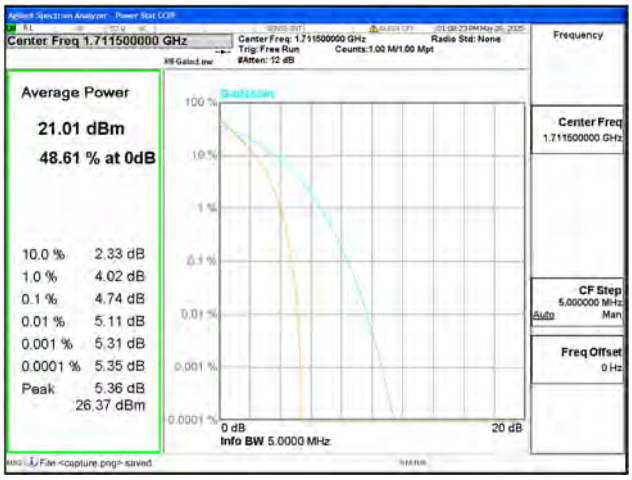

B4 / 3MHz / Low CH / QPSK

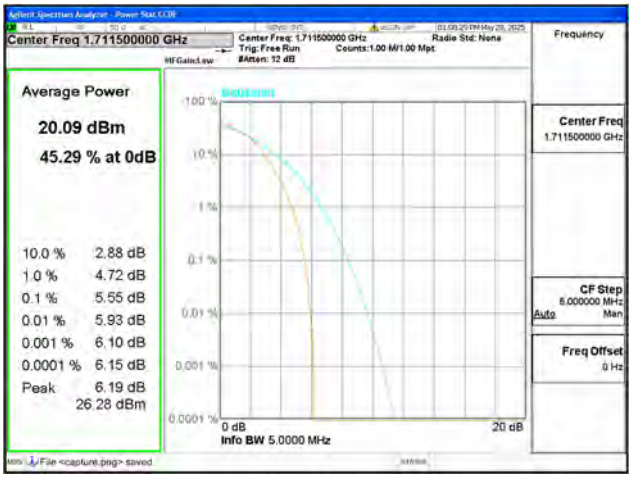

B4 / 3MHz / Low CH / 16QAM

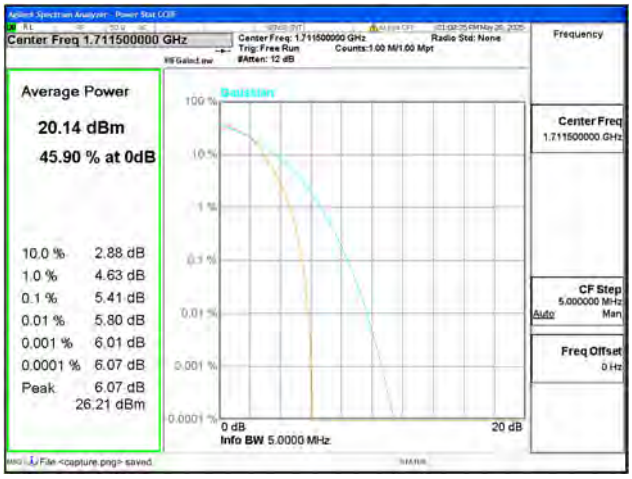

B4 / 3MHz / Low CH / 64QAM

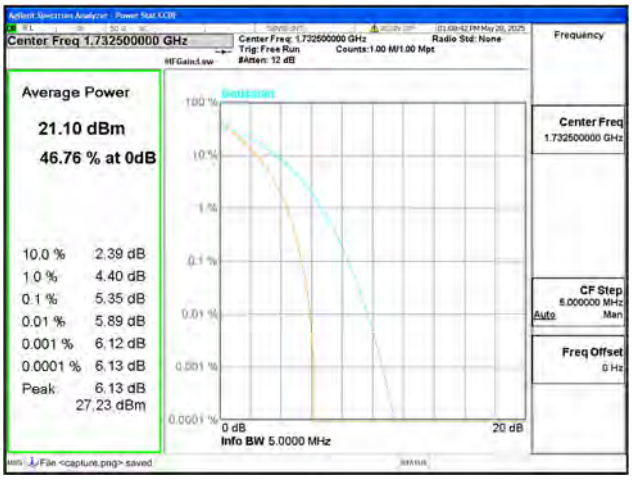

B4 / 3MHz / Mid CH / QPSK

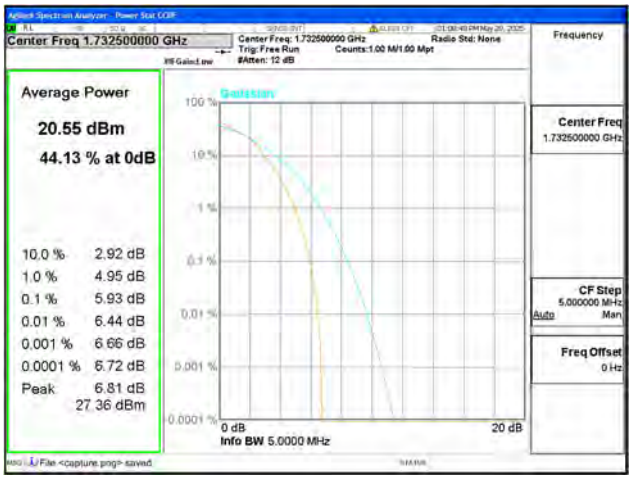

B4 / 3MHz / Mid CH / 16QAM

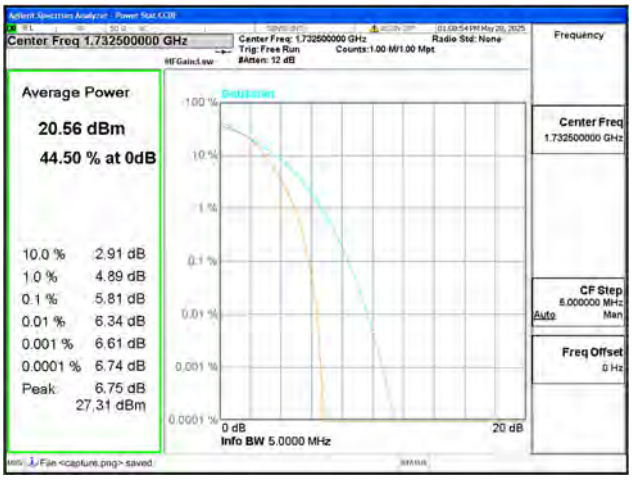

B4 / 3MHz / Mid CH / 64QAM

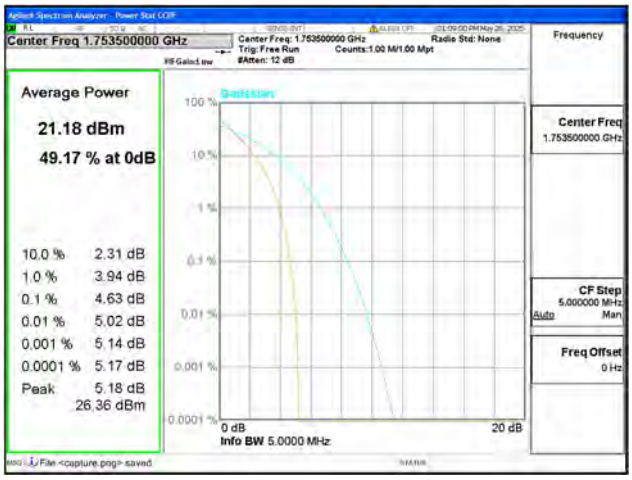

B4 / 3MHz / High CH / QPSK

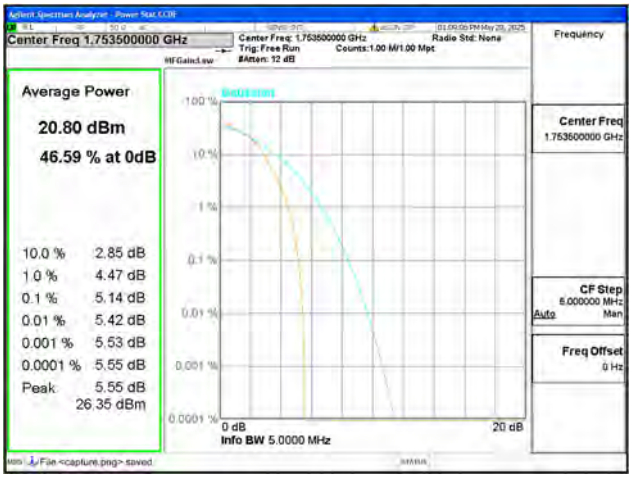

B4 / 3MHz / High CH / 16QAM

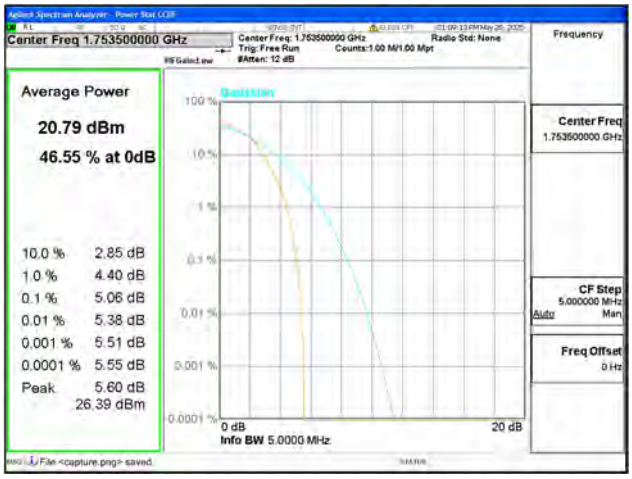

B4 / 3MHz / High CH / 64QAM

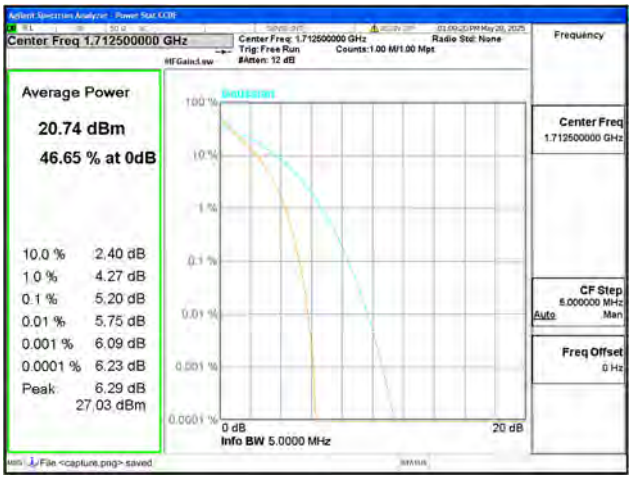

B4 / 5MHz / Low CH / QPSK

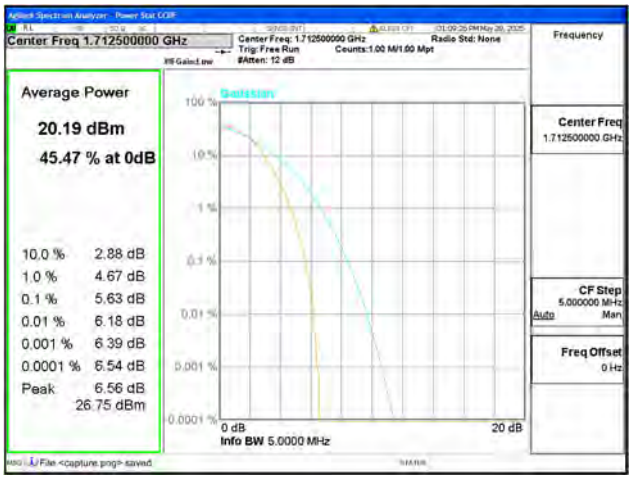

B4 / 5MHz / Low CH / 16QAM

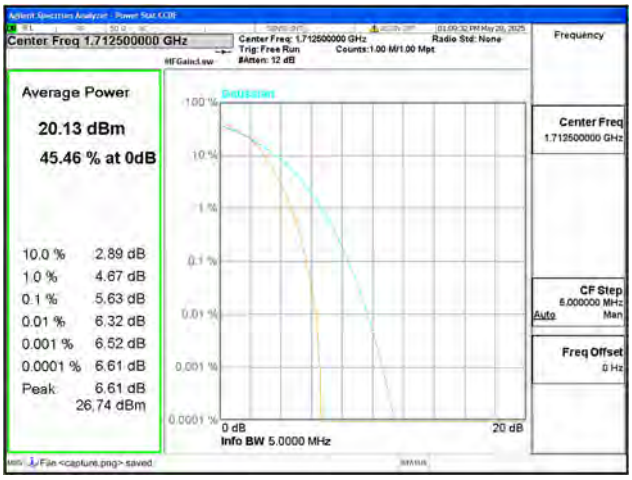

B4 / 5MHz / Low CH / 64QAM

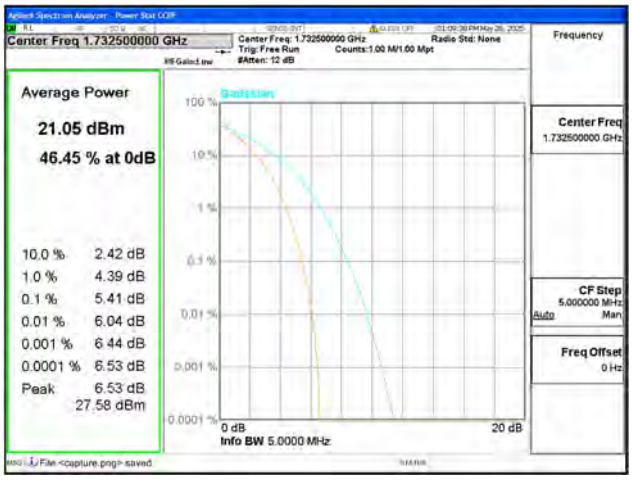

B4 / 5MHz / Mid CH / QPSK

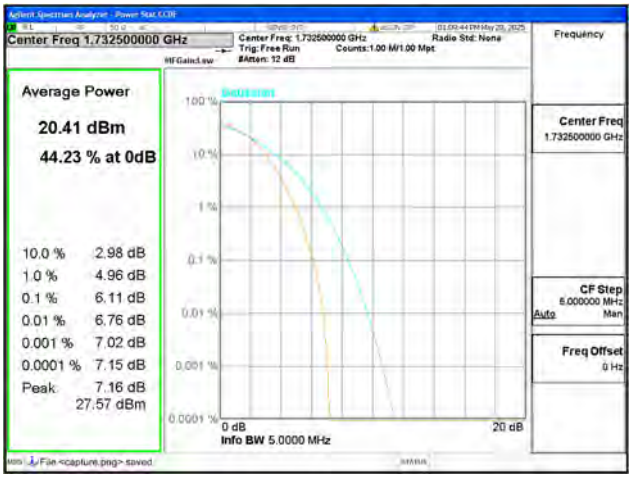

B4 / 5MHz / Mid CH / 16QAM

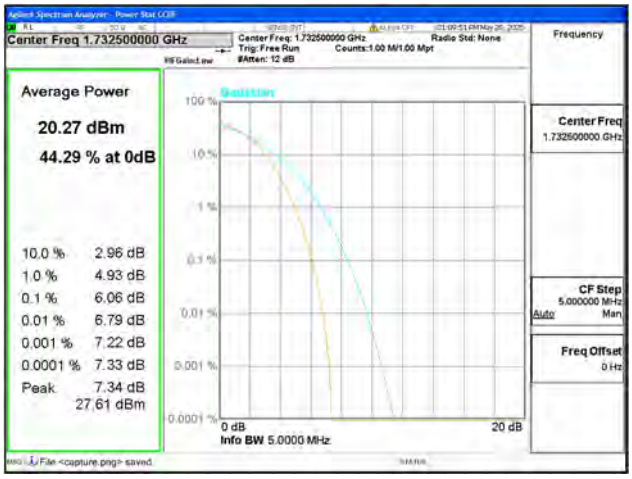

B4 / 5MHz / Mid CH / 64QAM

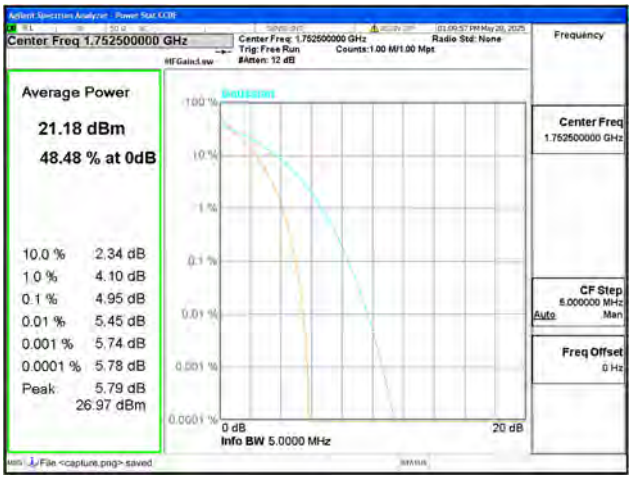

B4 / 5MHz / High CH / QPSK

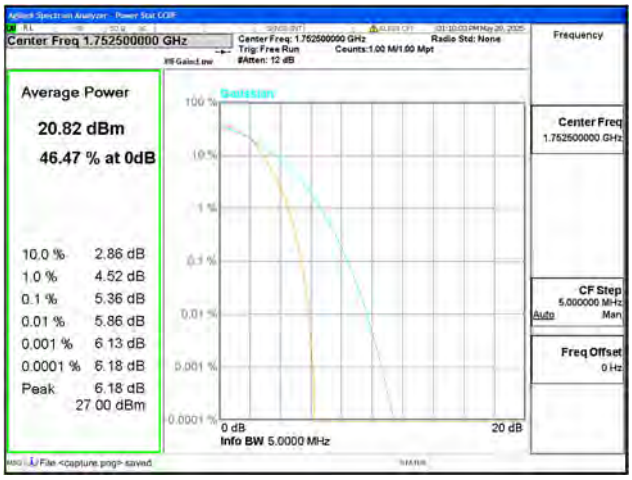

B4 / 5MHz / High CH / 16QAM

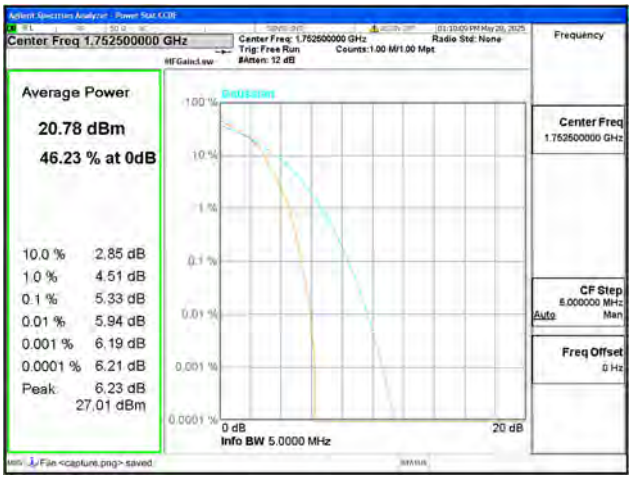

B4 / 5MHz / High CH / 64QAM

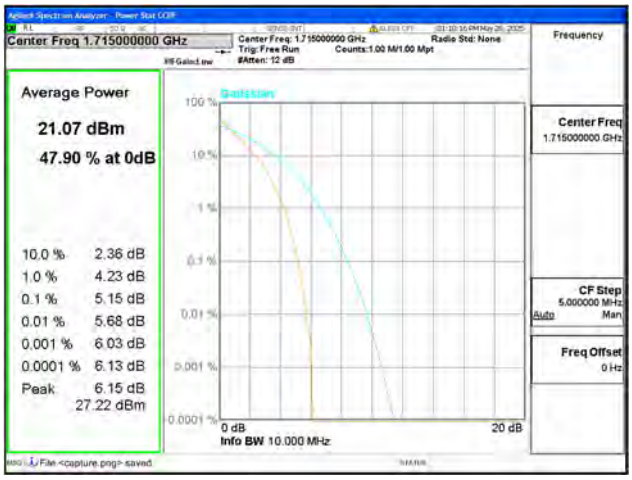

B4 / 10MHz / Low CH / QPSK

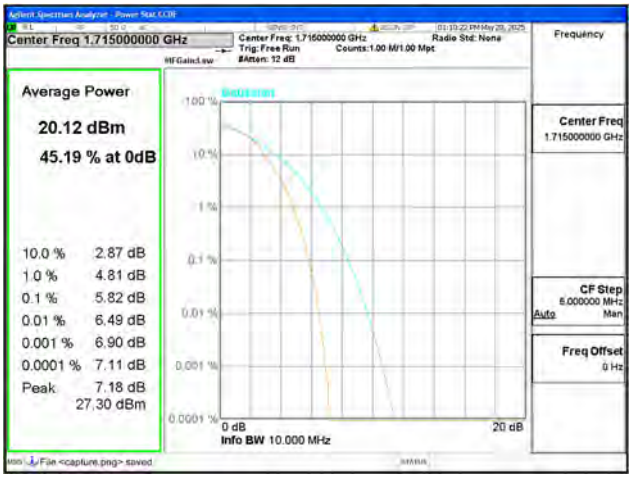

B4 / 10MHz / Low CH / 16QAM

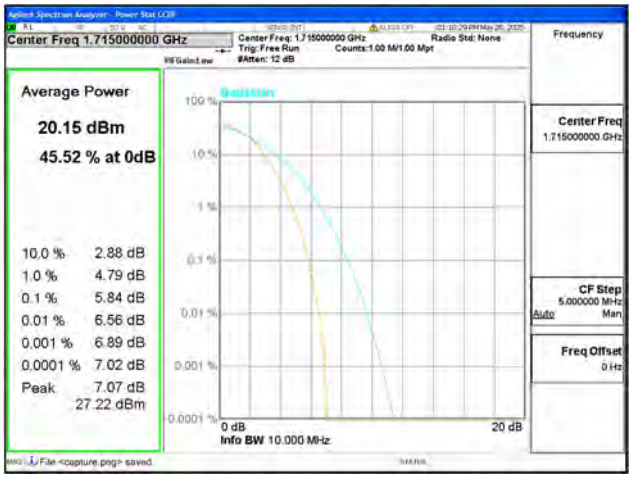

B4 / 10MHz / Low CH / 64QAM

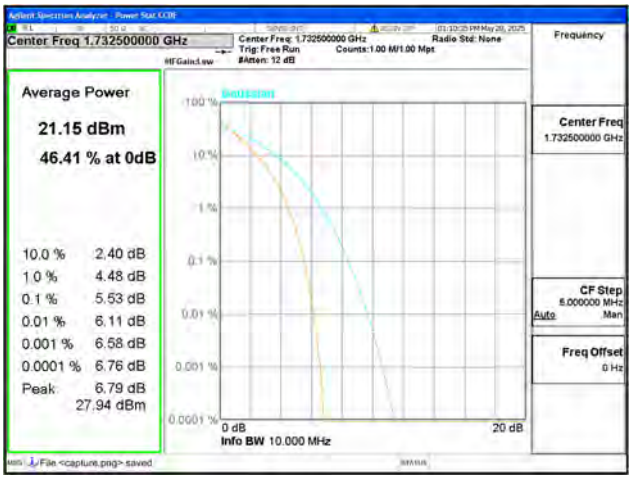

B4 / 10MHz / Mid CH / QPSK

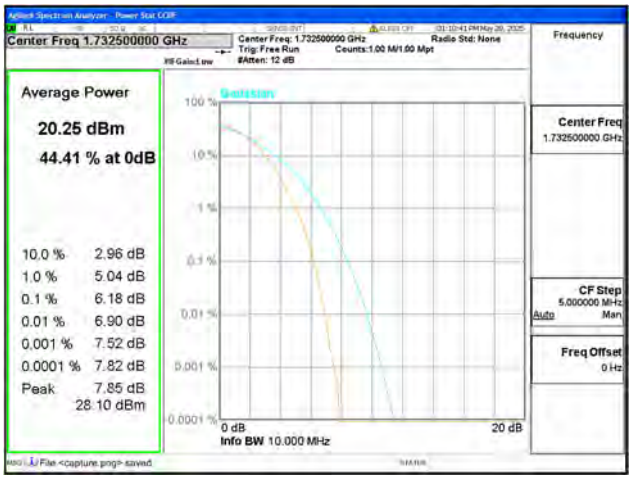

B4 / 10MHz / Mid CH / 16QAM

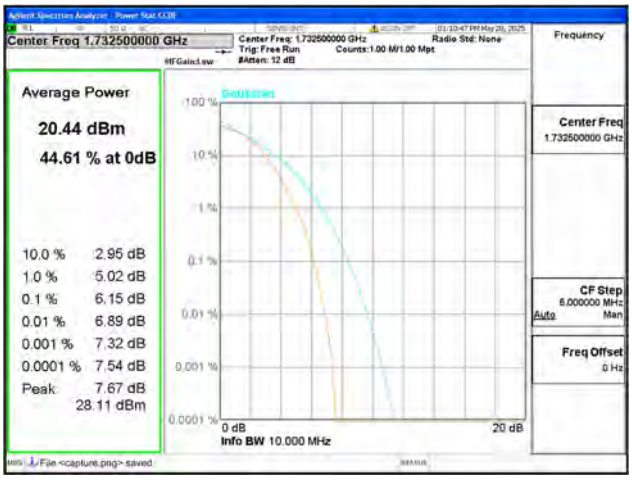

B4 / 10MHz / Mid CH / 64QAM

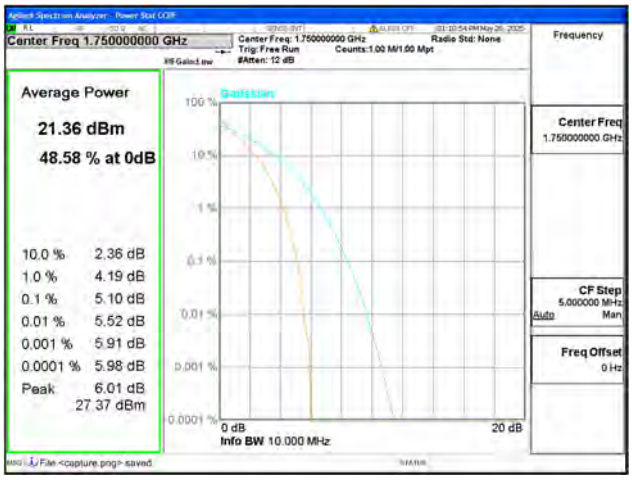

B4 / 10MHz / High CH / QPSK

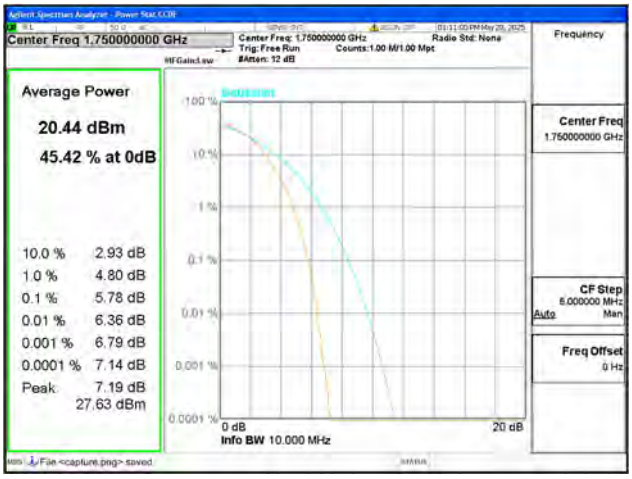

B4 / 10MHz / High CH / 16QAM

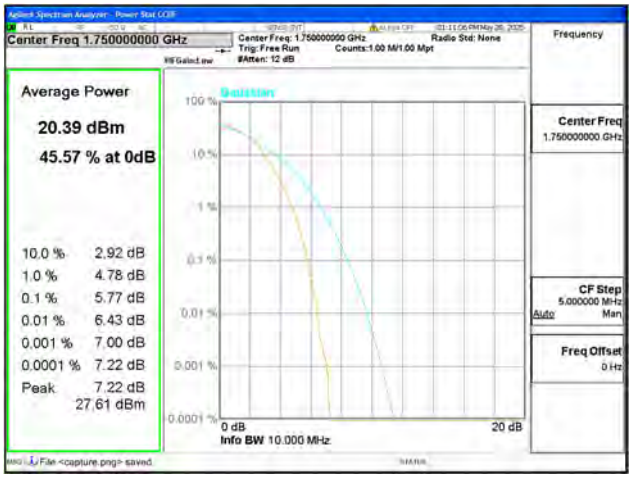

B4 / 10MHz / High CH / 64QAM

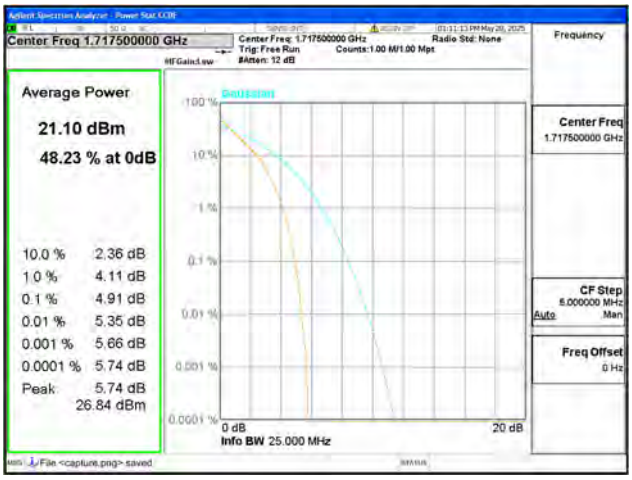

B4 / 15MHz / Low CH / QPSK

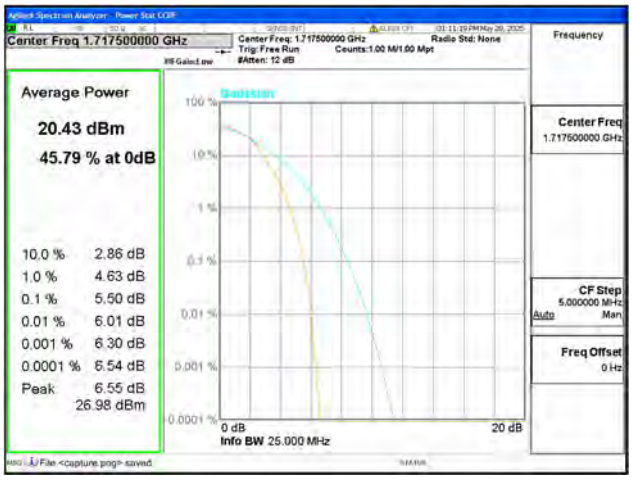

B4 / 15MHz / Low CH / 16QAM

B4 / 15MHz / Low CH / 64QAM

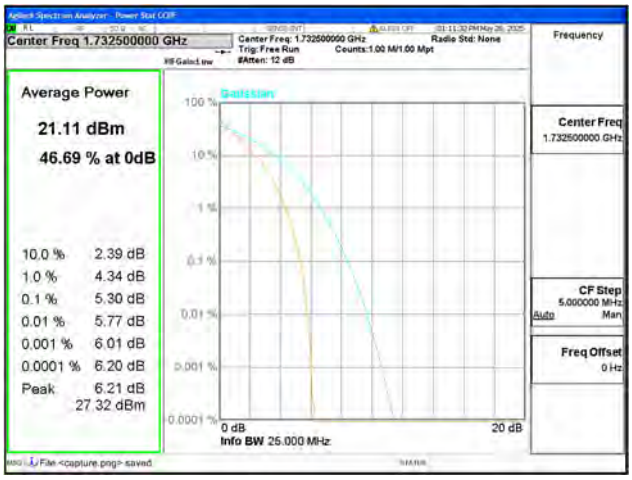

B4 / 15MHz / Mid CH / QPSK

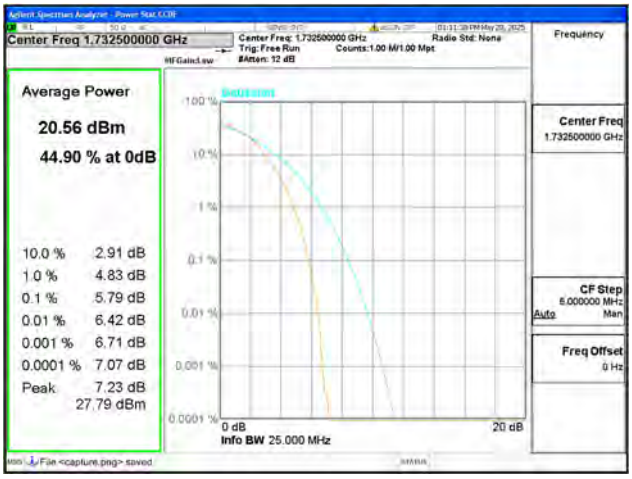

B4 / 15MHz / Mid CH / 16QAM

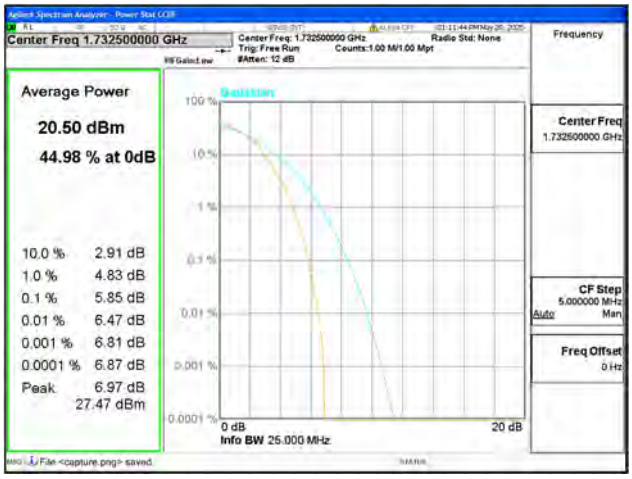

B4 / 15MHz / Mid CH / 64QAM

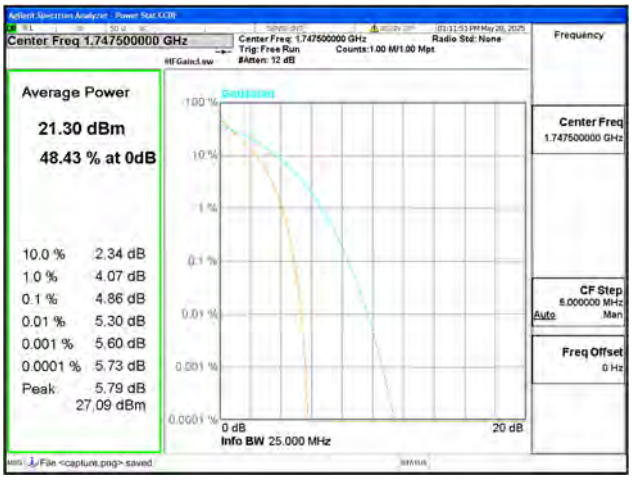

B4 / 15MHz / High CH / QPSK

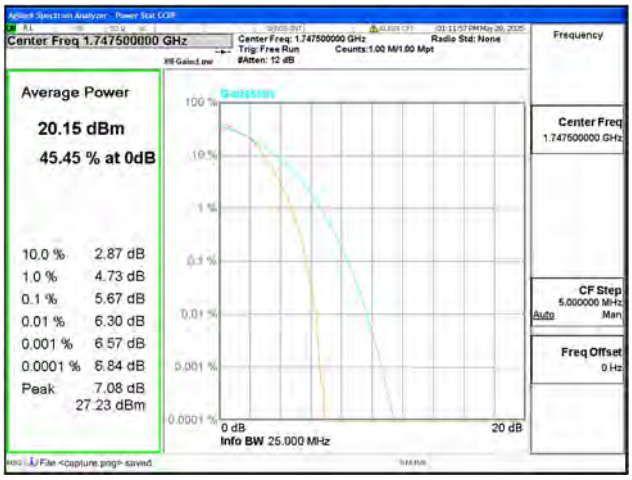

B4 / 15MHz / High CH / 16QAM

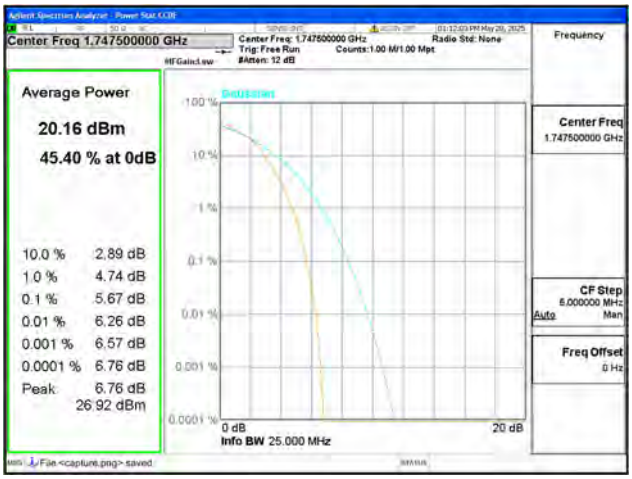

B4 / 15MHz / High CH / 64QAM

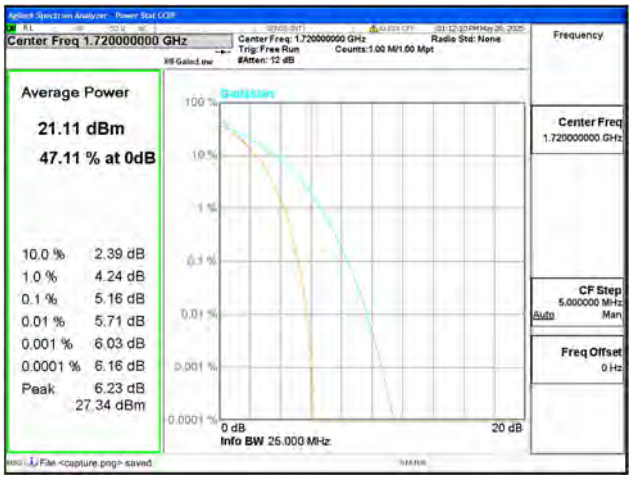

B4 / 20MHz / Low CH / QPSK

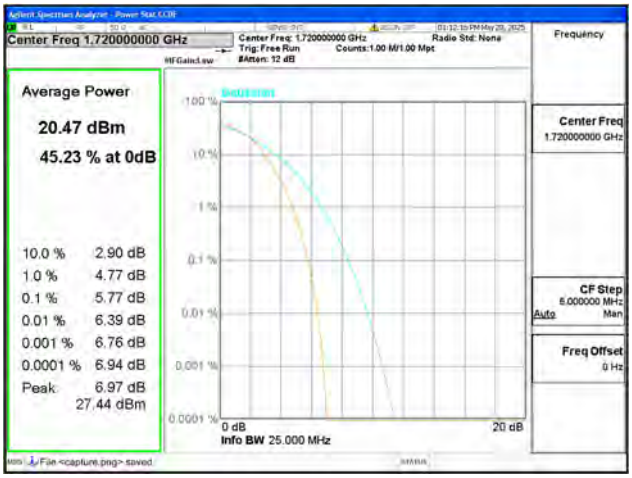

B4 / 20MHz / Low CH / 16QAM

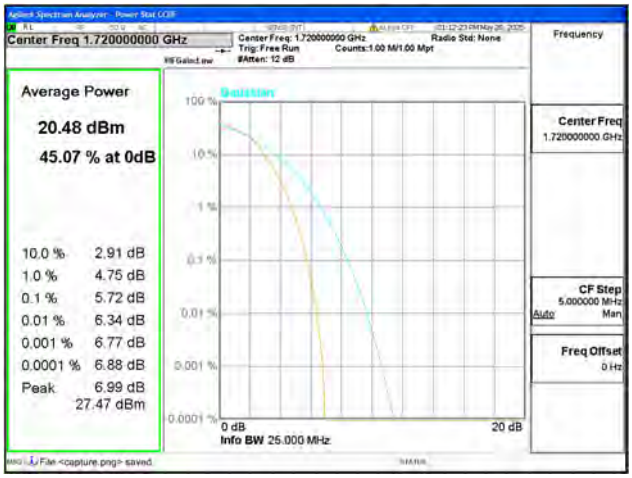

B4 / 20MHz / Low CH / 64QAM

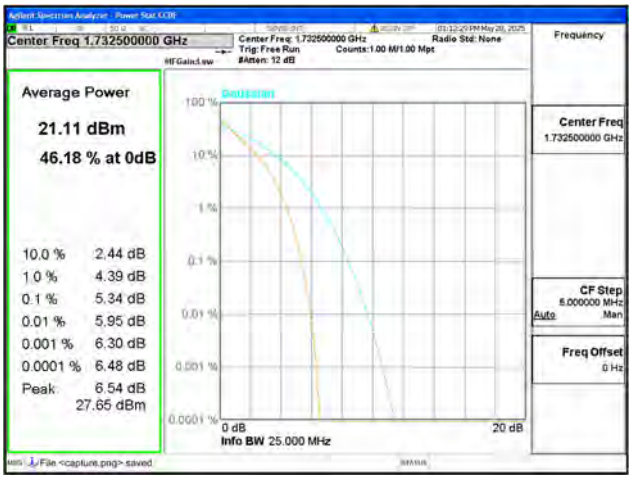

B4 / 20MHz / Mid CH / QPSK

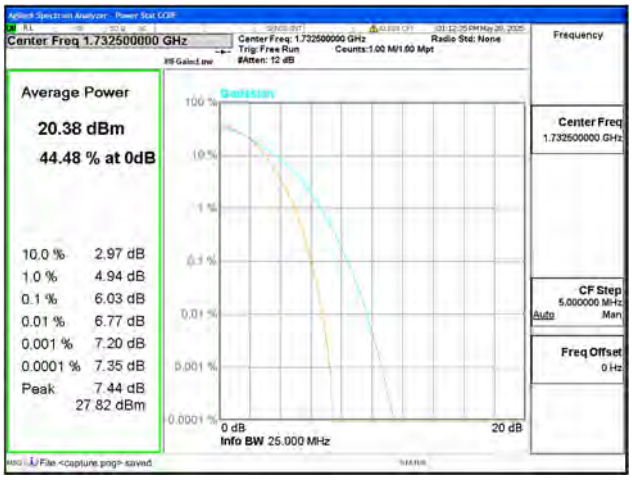

B4 / 20MHz / Mid CH / 16QAM

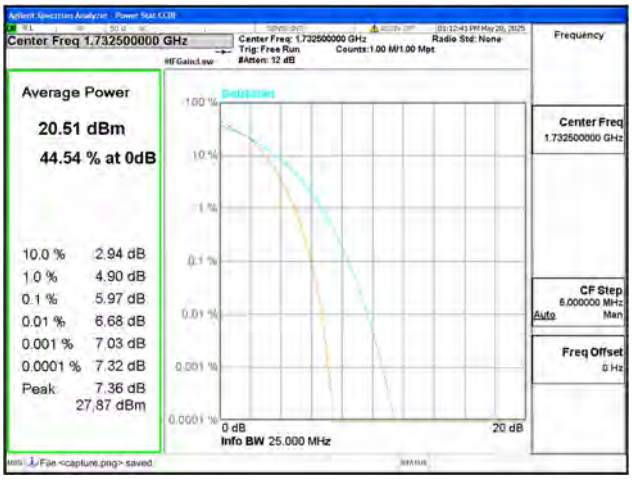

B4 / 20MHz / Mid CH / 64QAM

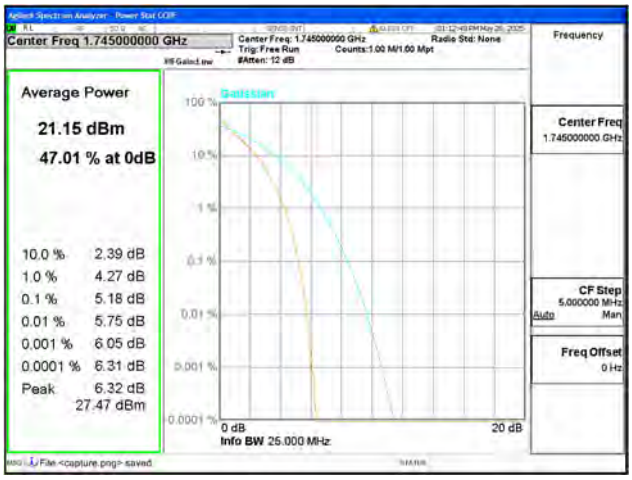

B4 / 20MHz / High CH / QPSK

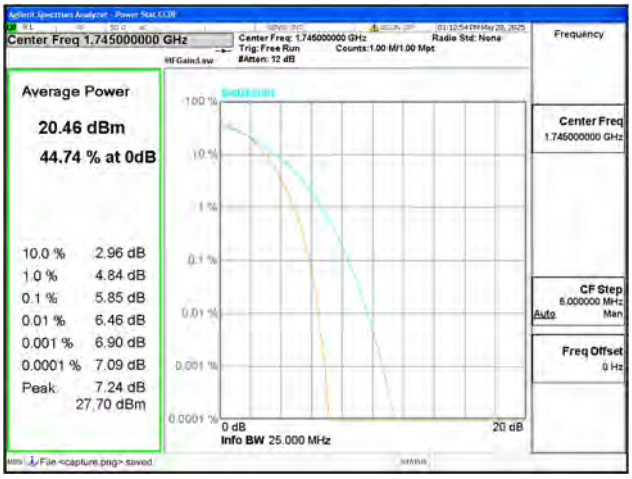

B4 / 20MHz / High CH / 16QAM

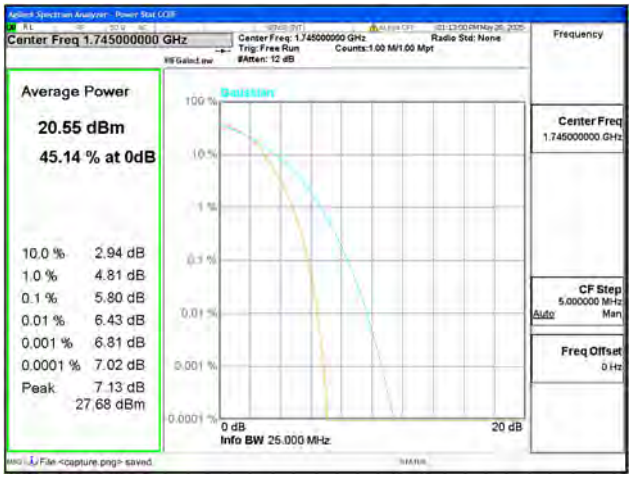

B4 / 20MHz / High CH / 64QAM

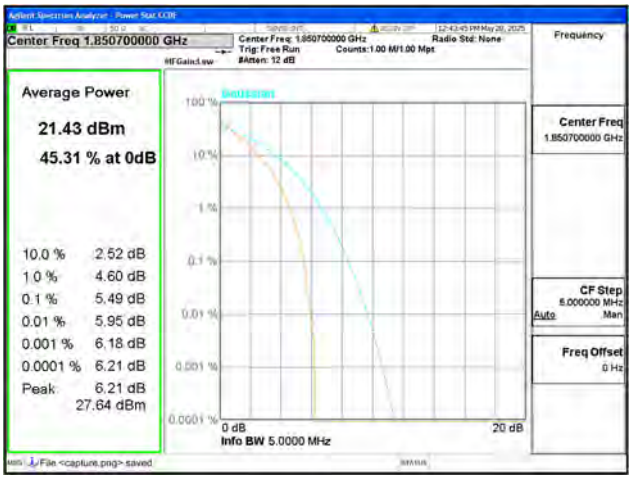

B25 / 1.4MHz / Low CH / QPSK

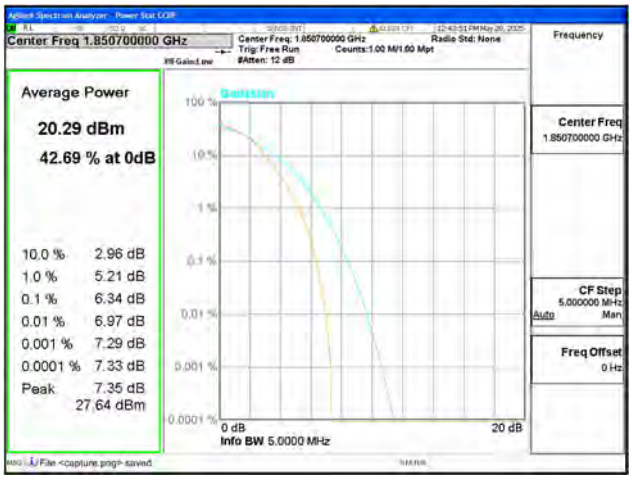

B25 / 1.4MHz / Low CH / 16QAM

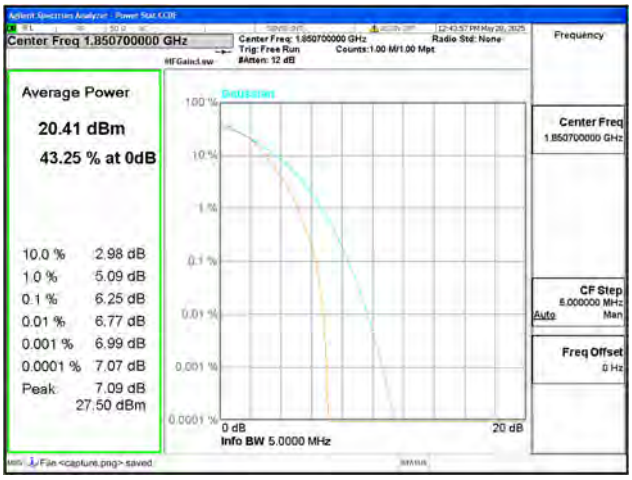

B25 / 1.4MHz / Low CH / 64QAM

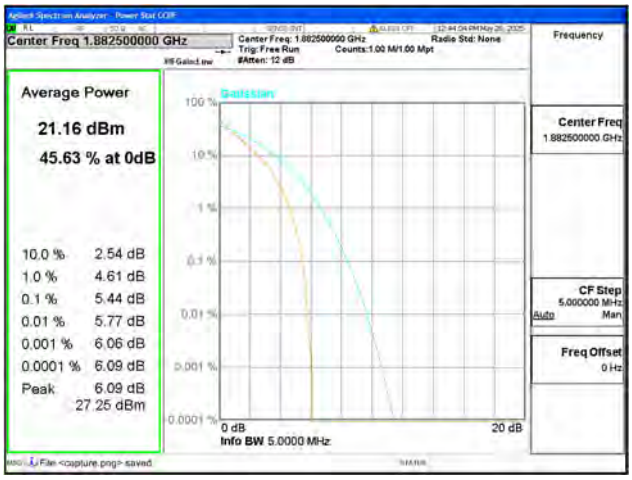

B25 / 1.4MHz / Mid CH / QPSK

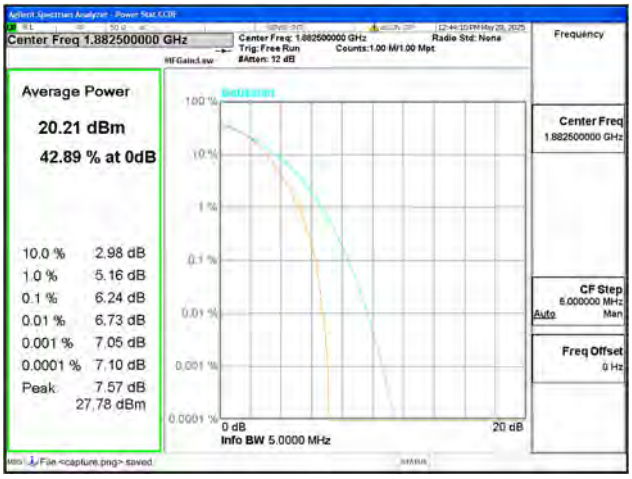

B25 / 1.4MHz / Mid CH / 16QAM

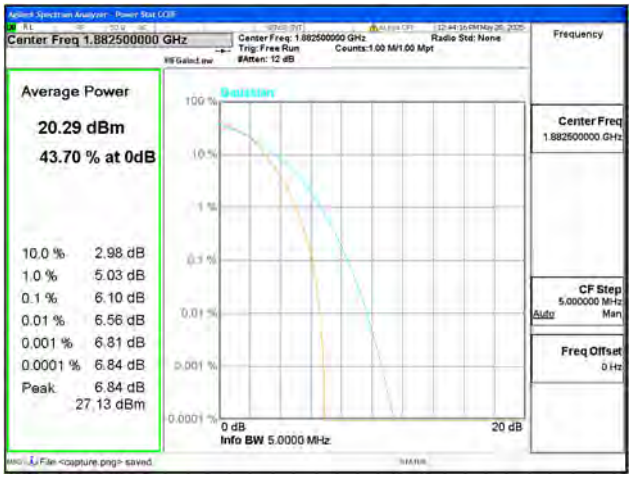

B25 / 1.4MHz / Mid CH / 64QAM

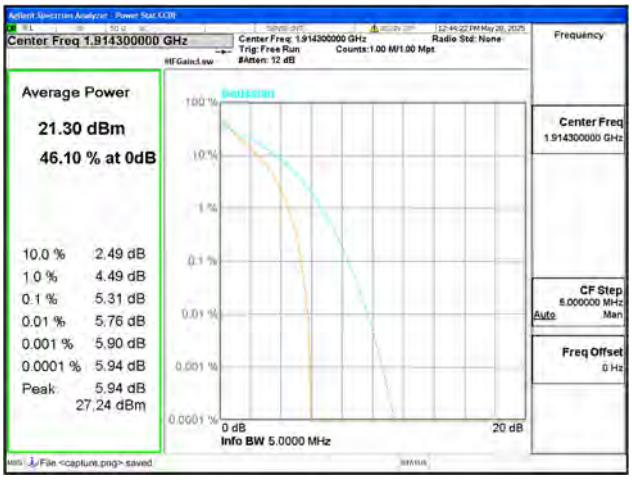

B25 / 1.4MHz / High CH / QPSK

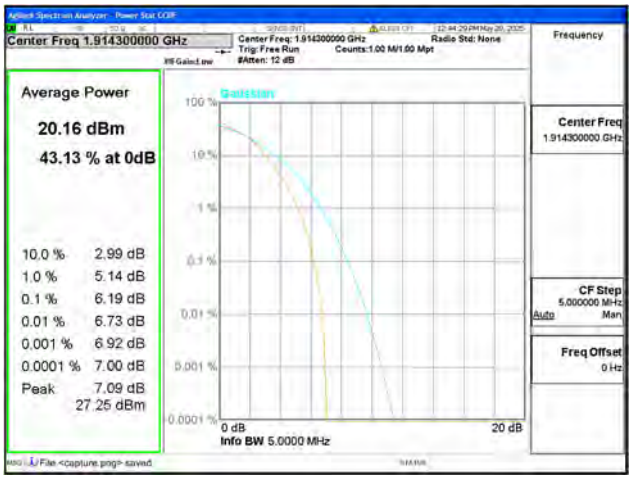

B25 / 1.4MHz / High CH / 16QAM

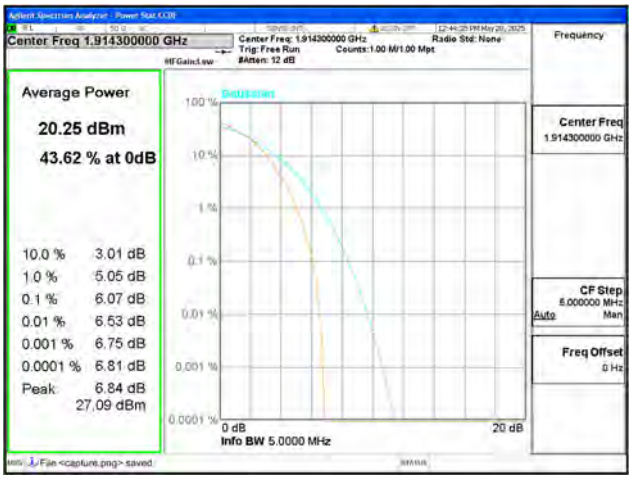

B25 / 1.4MHz / High CH / 64QAM

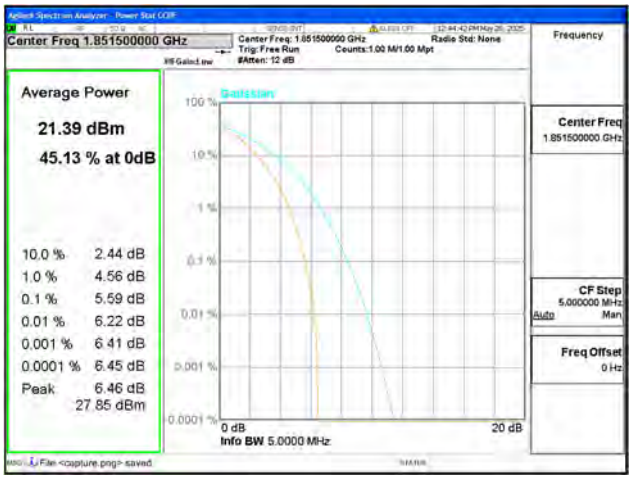

B25 / 3MHz / Low CH / QPSK

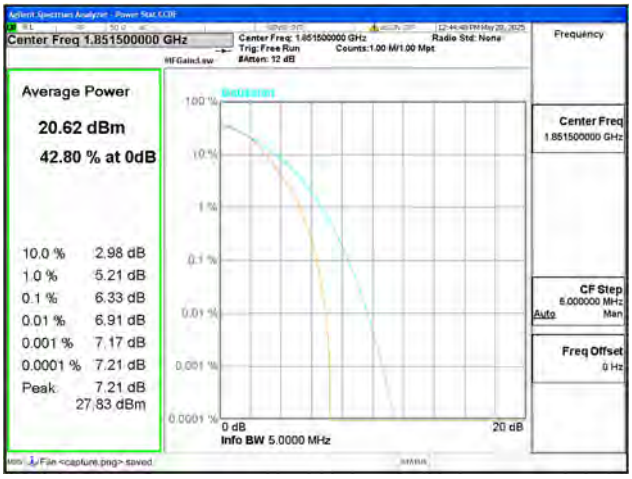

B25 / 3MHz / Low CH / 16QAM

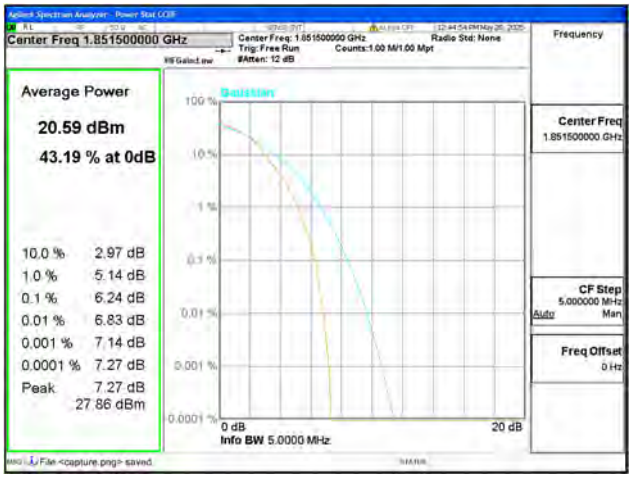

B25 / 3MHz / Low CH / 64QAM

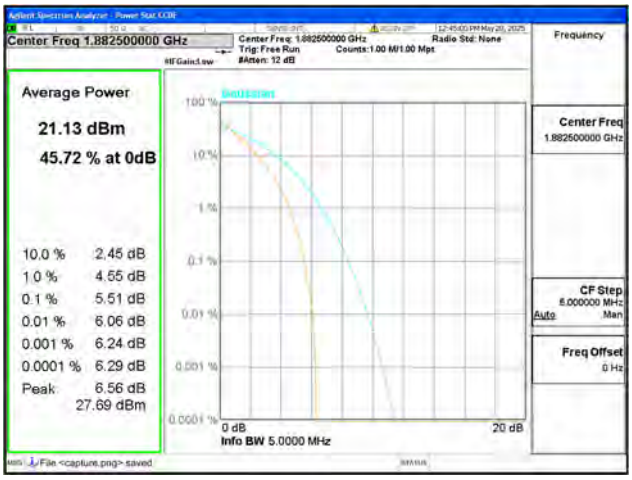

B25 / 3MHz / Mid CH / QPSK

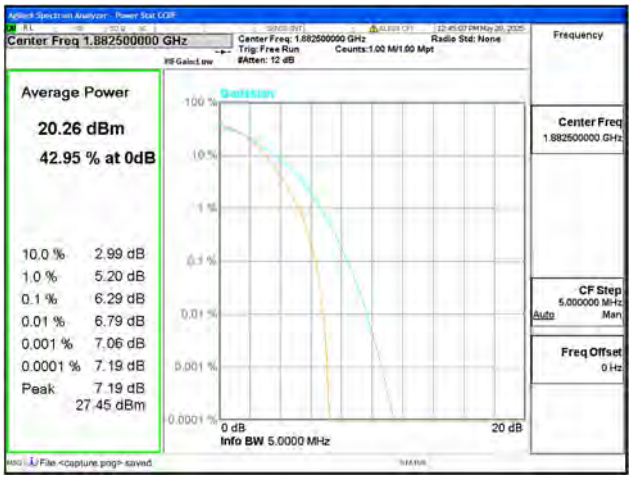

B25 / 3MHz / Mid CH / 16QAM

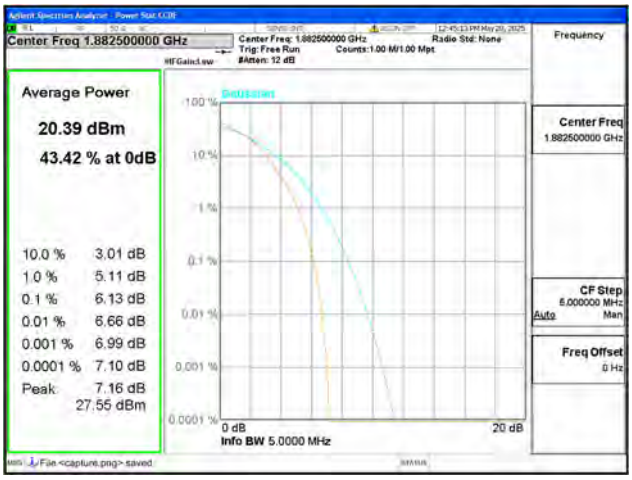

B25 / 3MHz / Mid CH / 64QAM

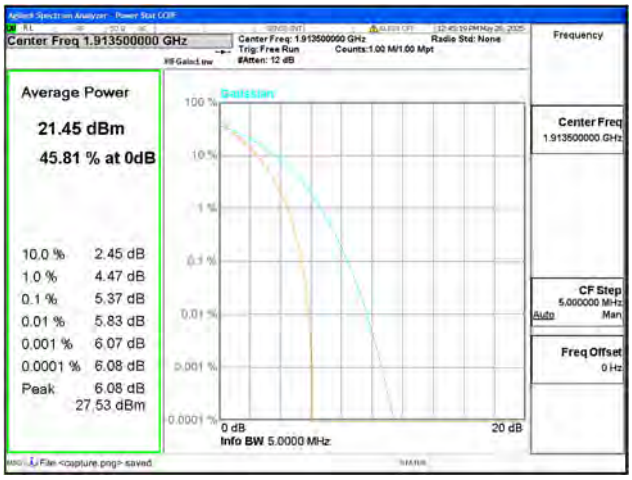

B25 / 3MHz / High CH / QPSK

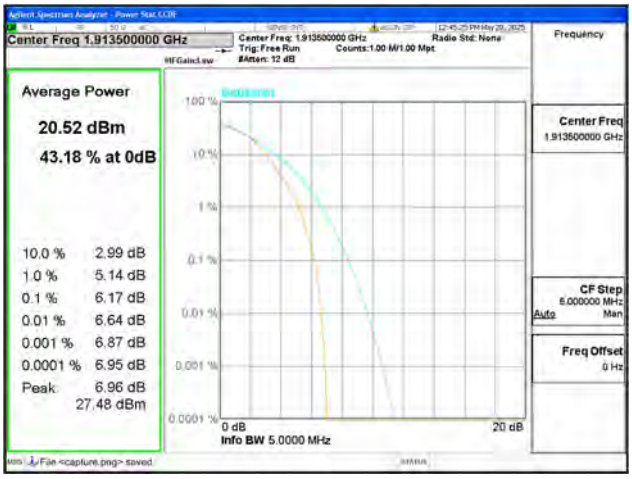

B25 / 3MHz / High CH / 16QAM

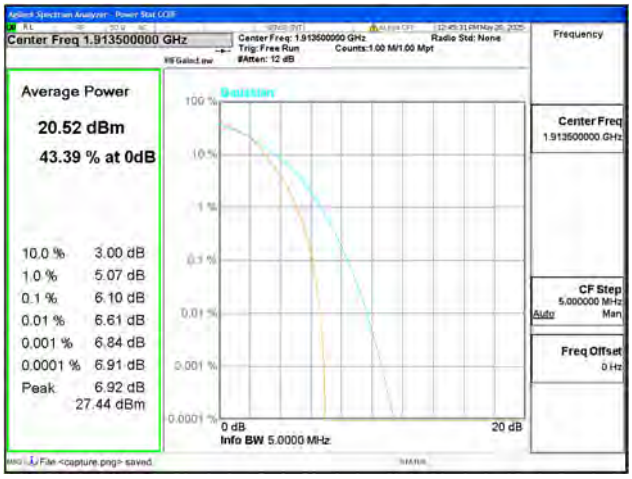

B25 / 3MHz / High CH / 64QAM

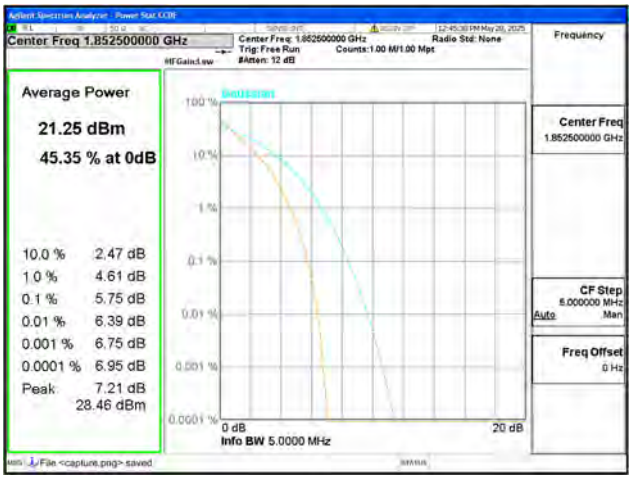

B25 / 5MHz / Low CH / QPSK

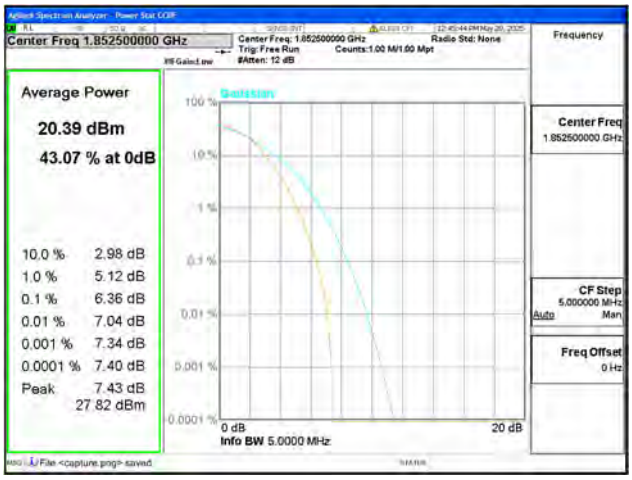

B25 / 5MHz / Low CH / 16QAM

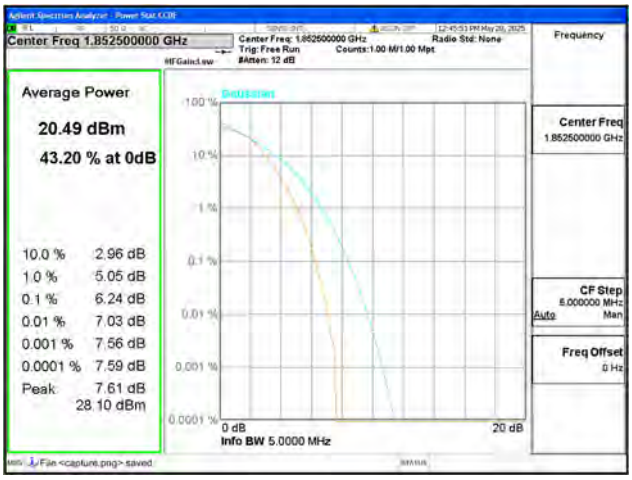

B25 / 5MHz / Low CH / 64QAM

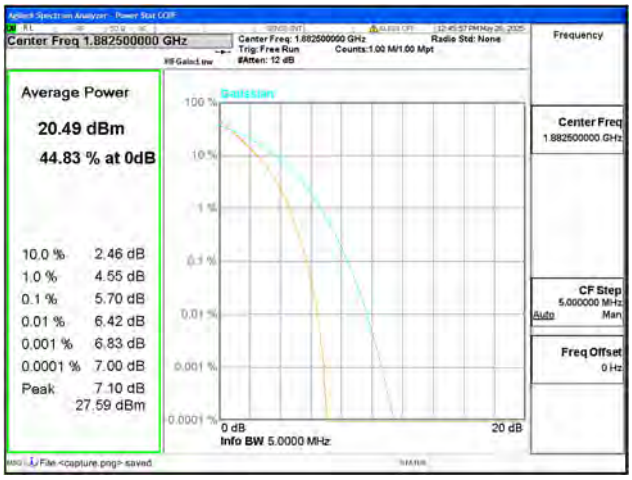

B25 / 5MHz / Mid CH / QPSK

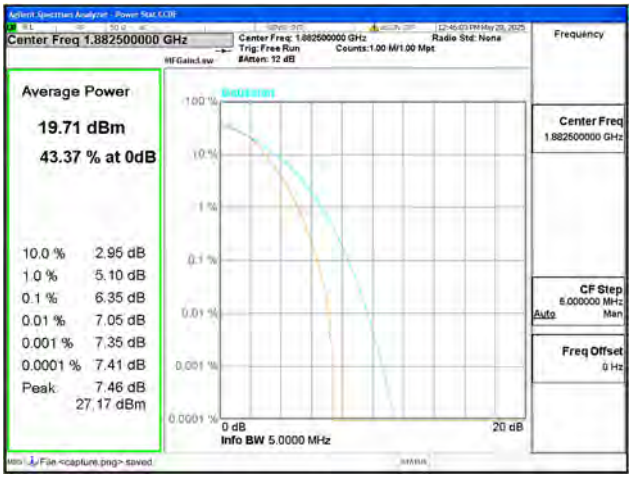

B25 / 5MHz / Mid CH / 16QAM

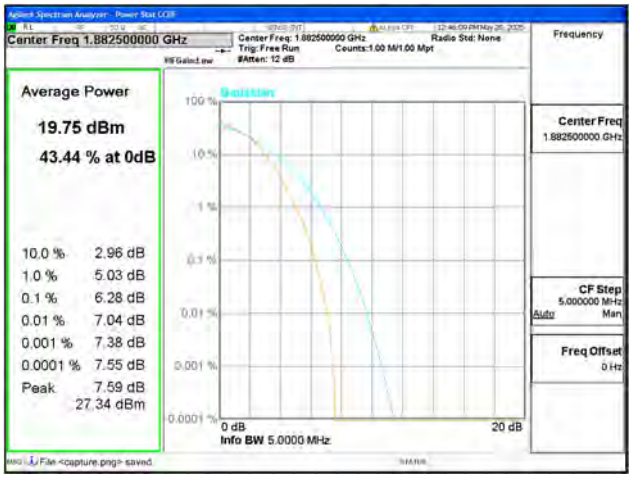

B25 / 5MHz / Mid CH / 64QAM

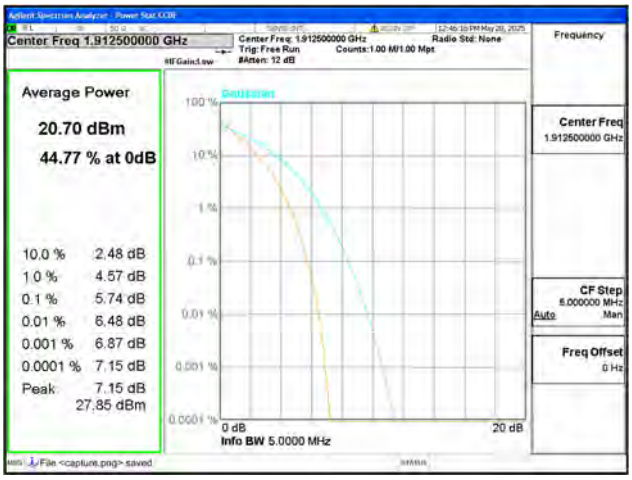

B25 / 5MHz / High CH / QPSK

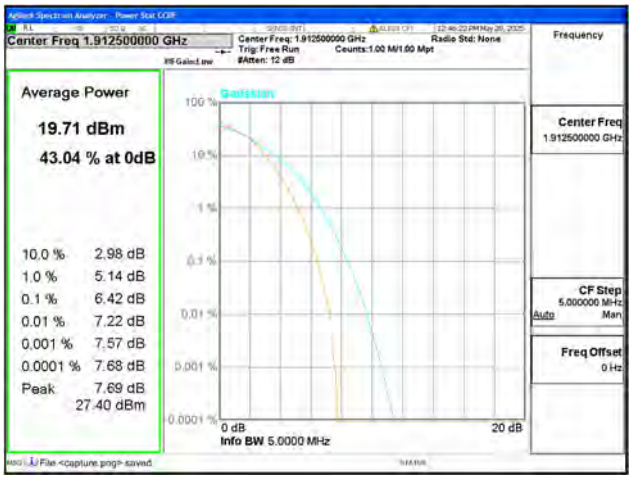

B25 / 5MHz / High CH / 16QAM

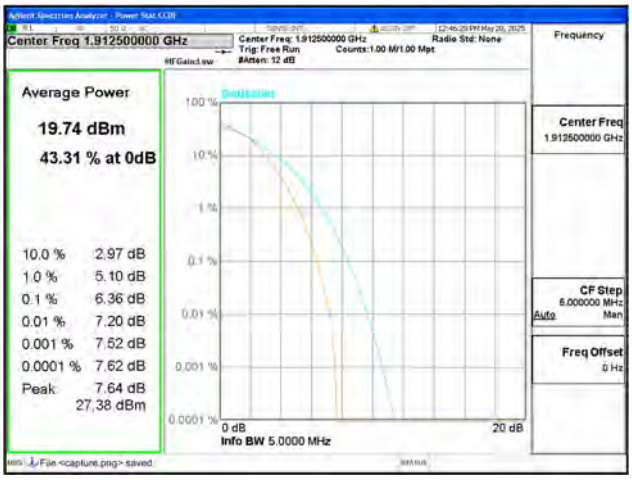

B25 / 5MHz / High CH / 64QAM

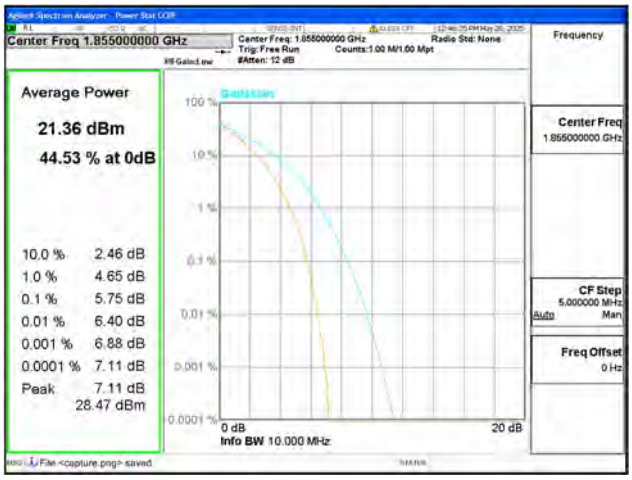

B25 / 10MHz / Low CH / QPSK

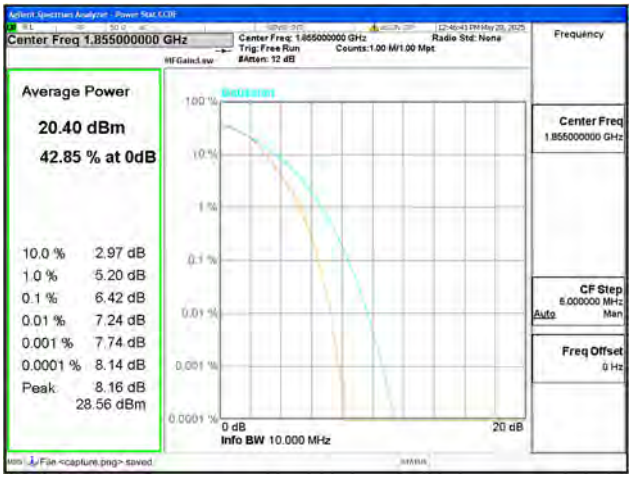

B25 / 10MHz / Low CH / 16QAM

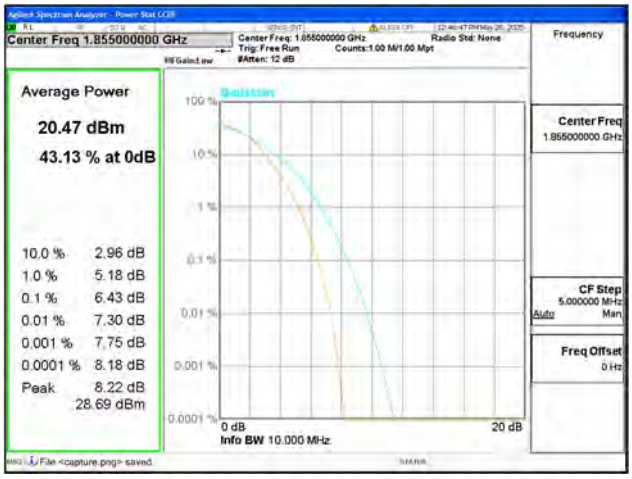

B25 / 10MHz / Low CH / 64QAM

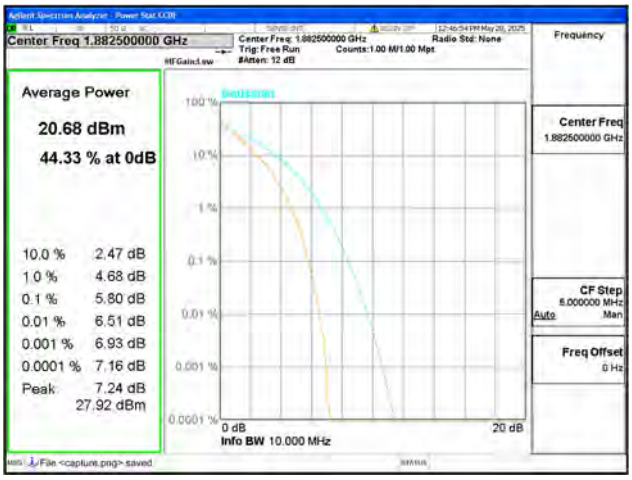

B25 / 10MHz / Mid CH / QPSK

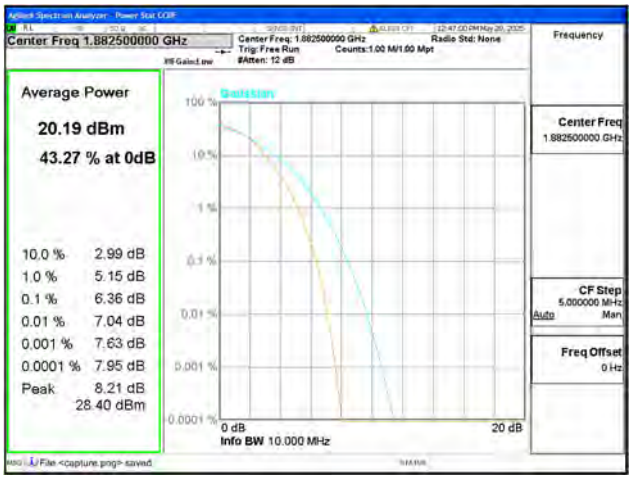

B25 / 10MHz / Mid CH / 16QAM

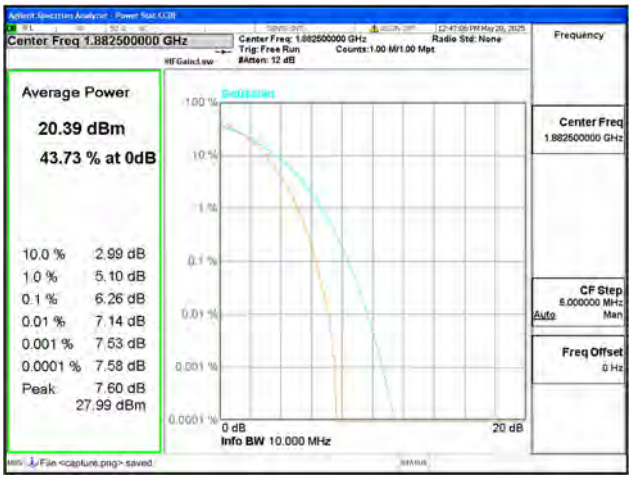

B25 / 10MHz / Mid CH / 64QAM

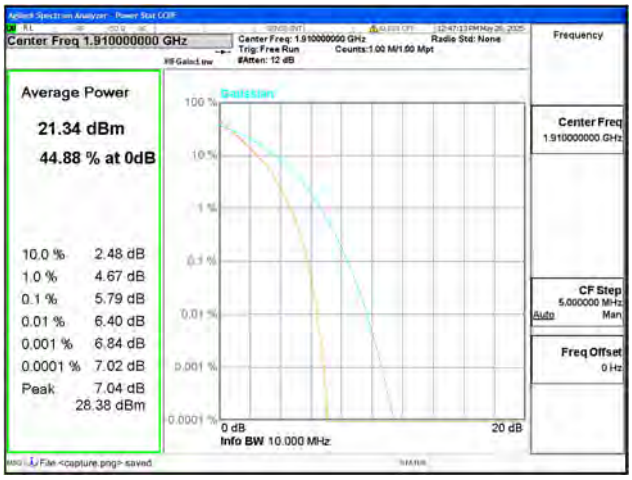

B25 / 10MHz / High CH / QPSK

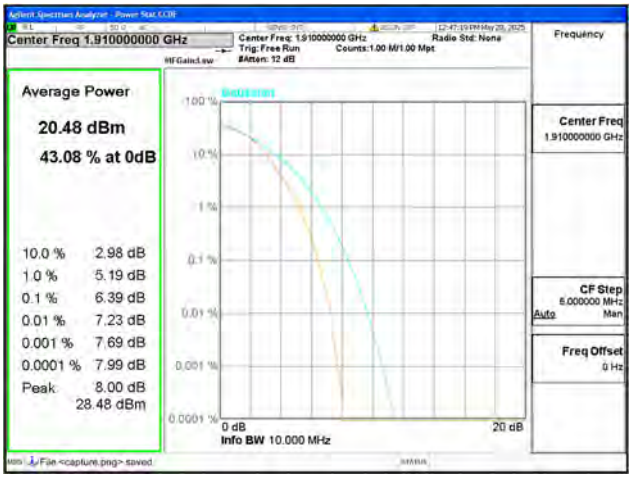

B25 / 10MHz / High CH / 16QAM

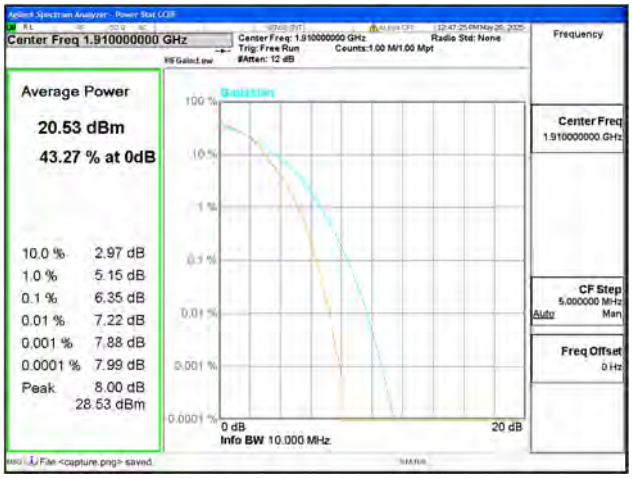

B25 / 10MHz / High CH / 64QAM

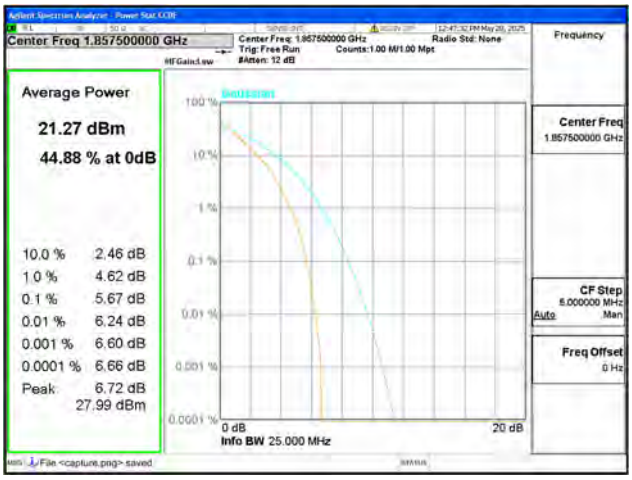

B25 / 15MHz / Low CH / QPSK

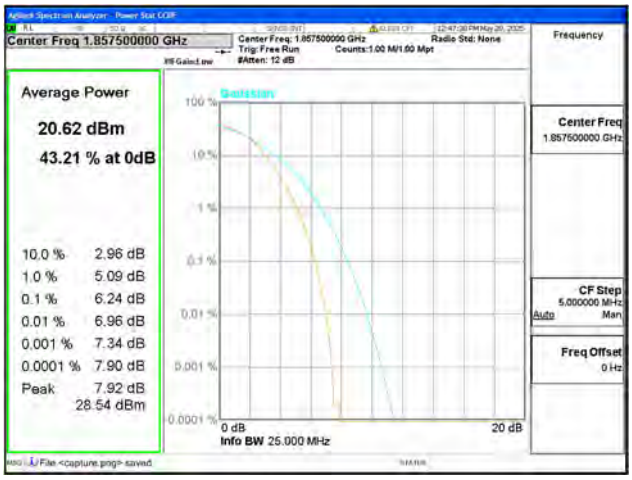

B25 / 15MHz / Low CH / 16QAM

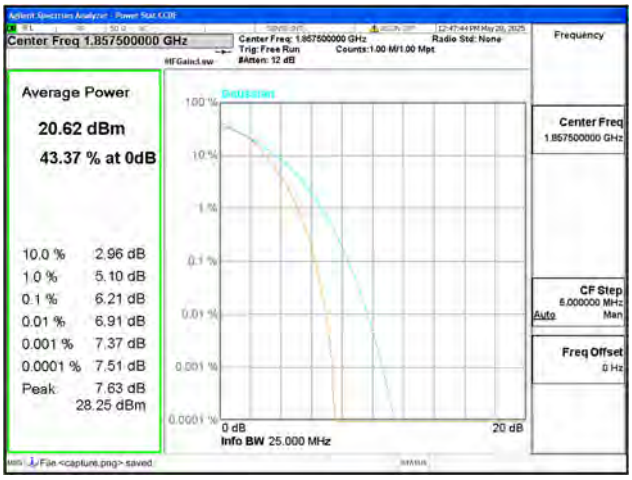

B25 / 15MHz / Low CH / 64QAM

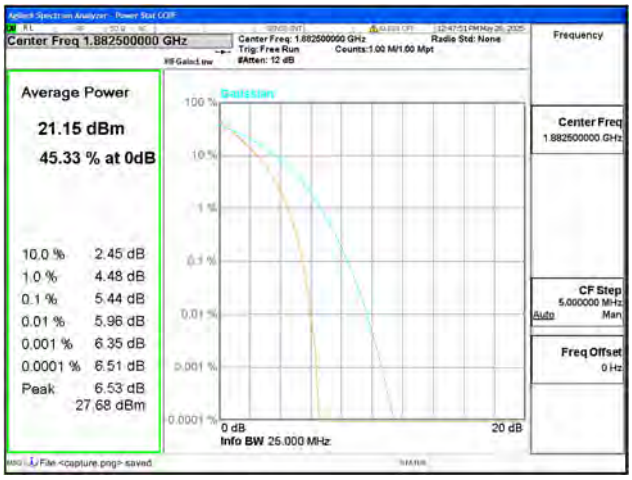

B25 / 15MHz / Mid CH / QPSK

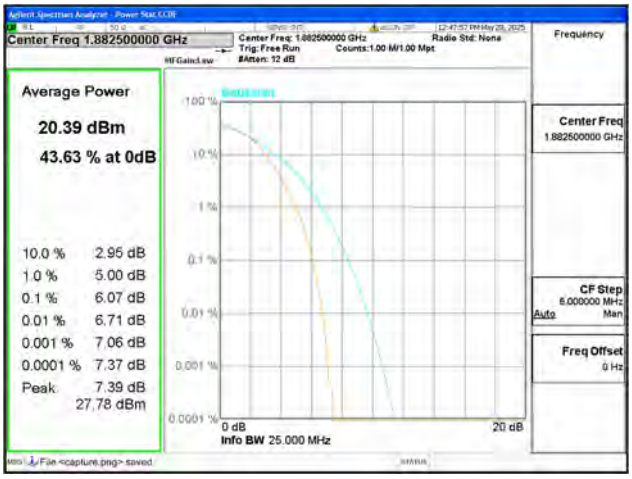

B25 / 15MHz / Mid CH / 16QAM

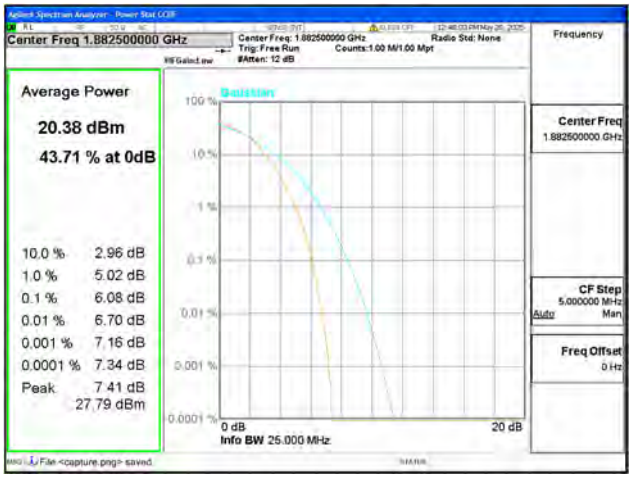

B25 / 15MHz / Mid CH / 64QAM

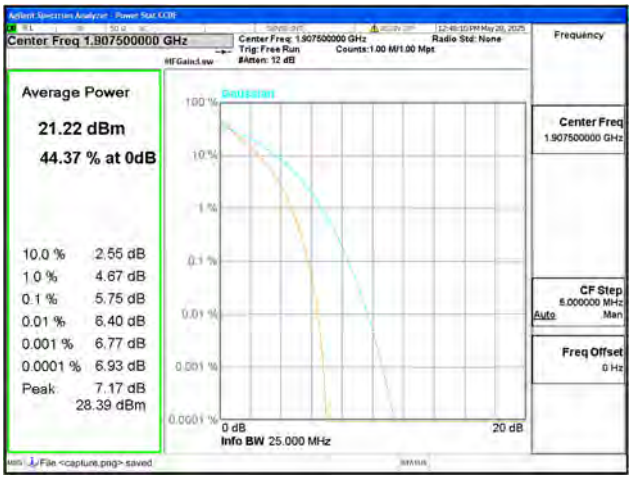

B25 / 15MHz / High CH / QPSK

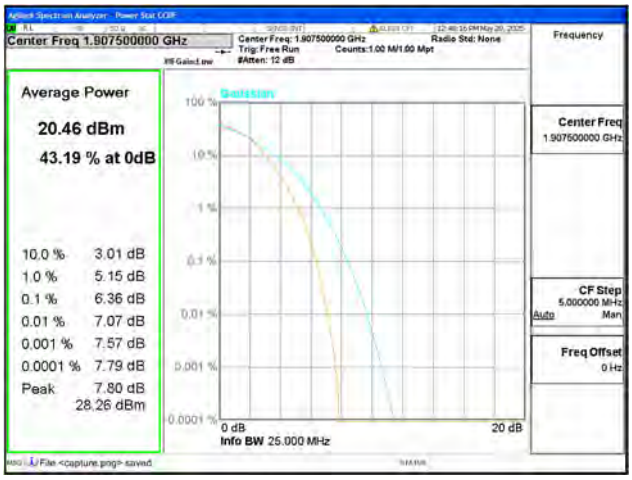

B25 / 15MHz / High CH / 16QAM

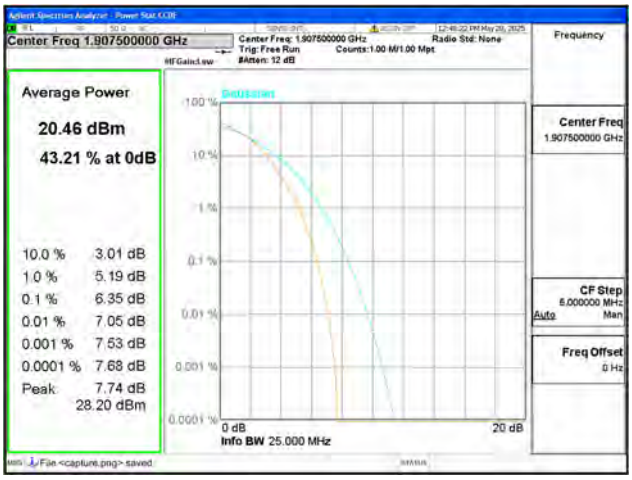

B25 / 15MHz / High CH / 64QAM

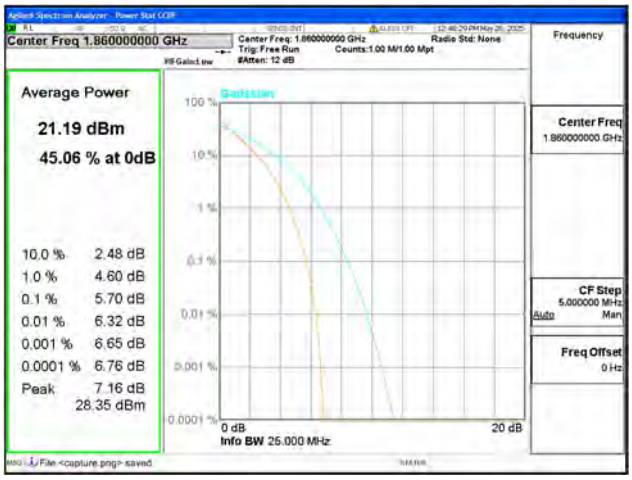

B25 / 20MHz / Low CH / QPSK

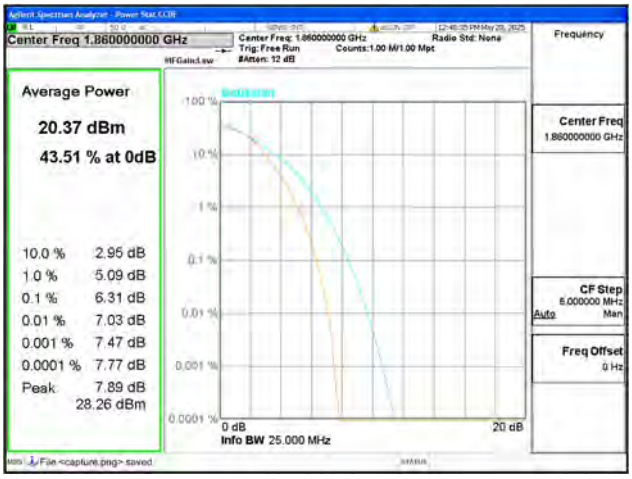

B25 / 20MHz / Low CH / 16QAM

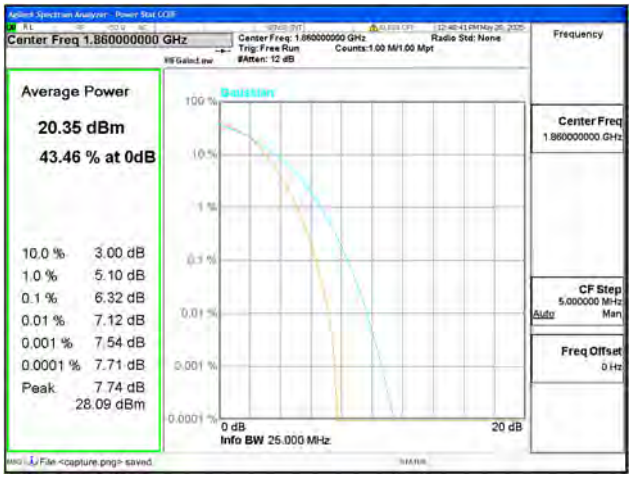

B25 / 20MHz / Low CH / 64QAM

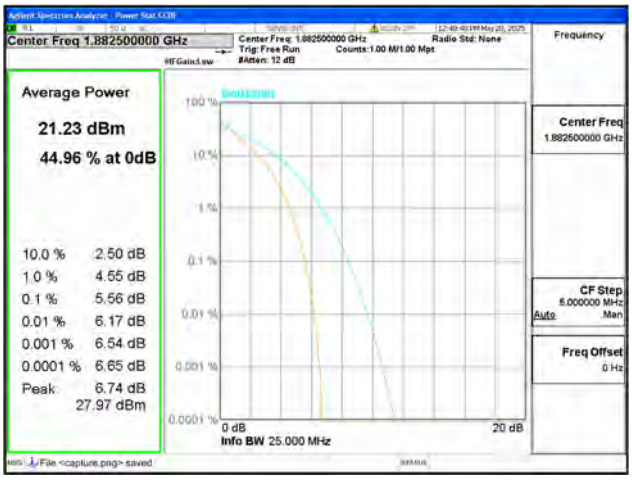

B25 / 20MHz / Mid CH / QPSK

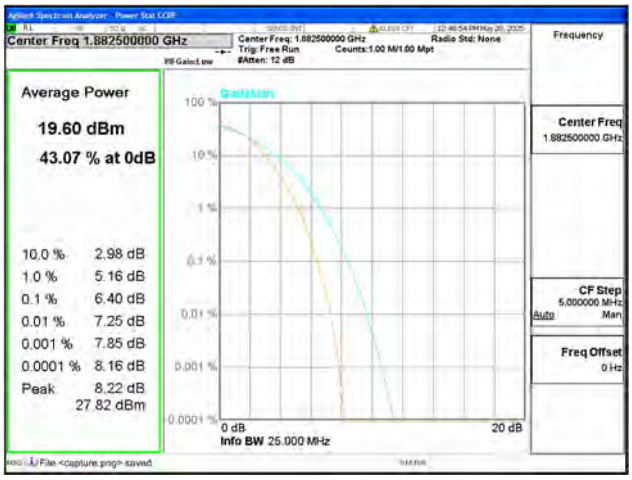

B25 / 20MHz / Mid CH / 16QAM

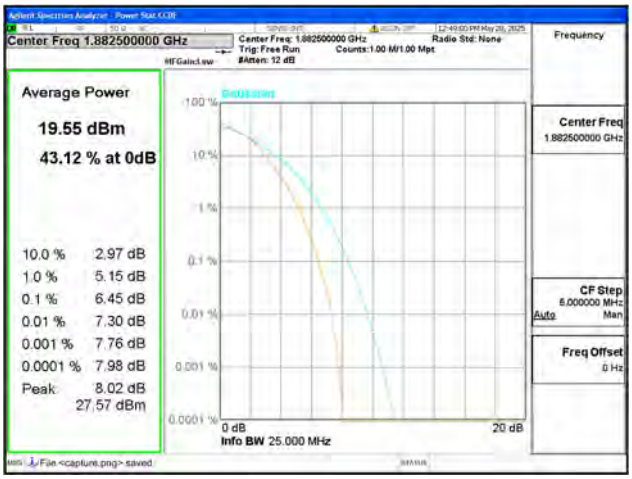

B25 / 20MHz / Mid CH / 64QAM

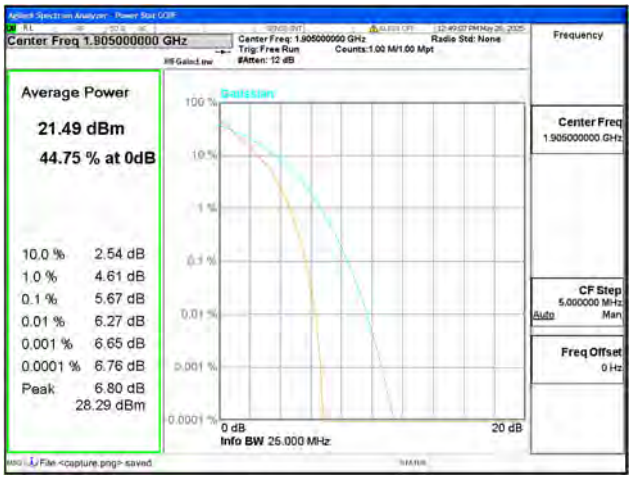

B25 / 20MHz / High CH / QPSK

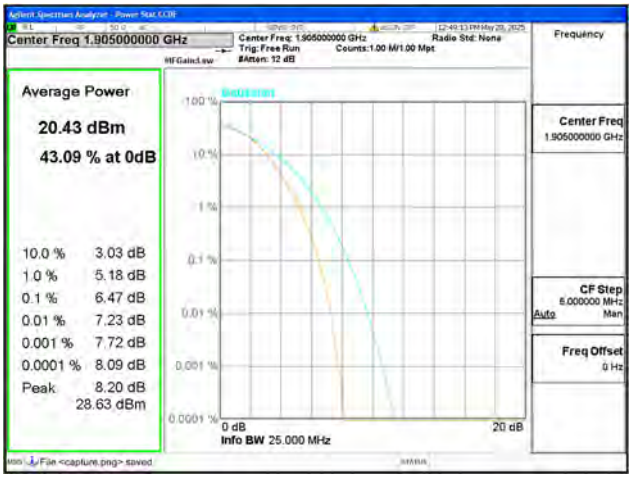

B25 / 20MHz / High CH / 16QAM

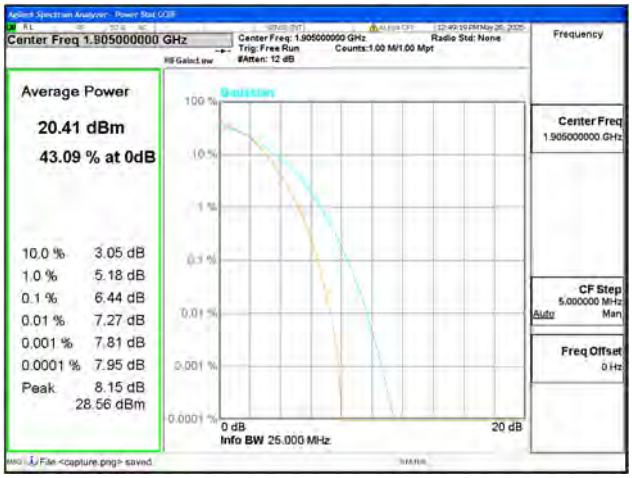

B25 / 20MHz / High CH / 64QAM

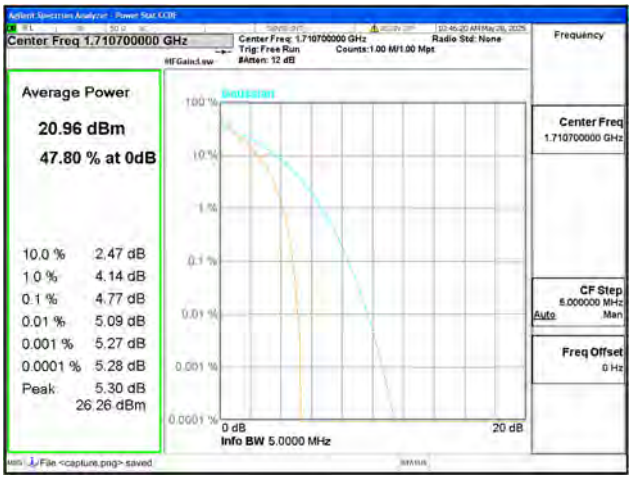

B66 / 1.4MHz / Low CH / QPSK

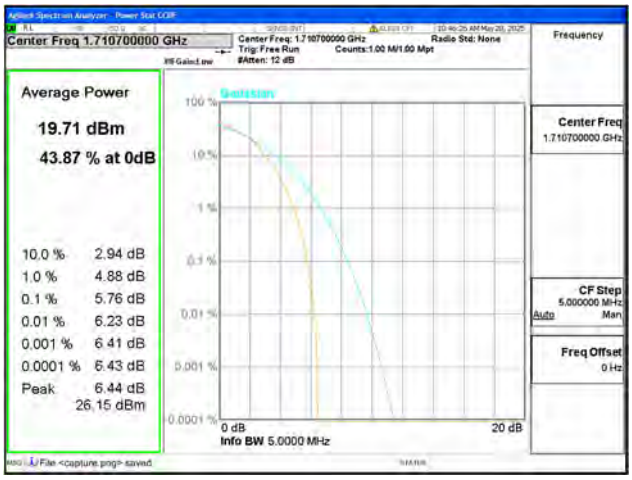

B66 / 1.4MHz / Low CH / 16QAM

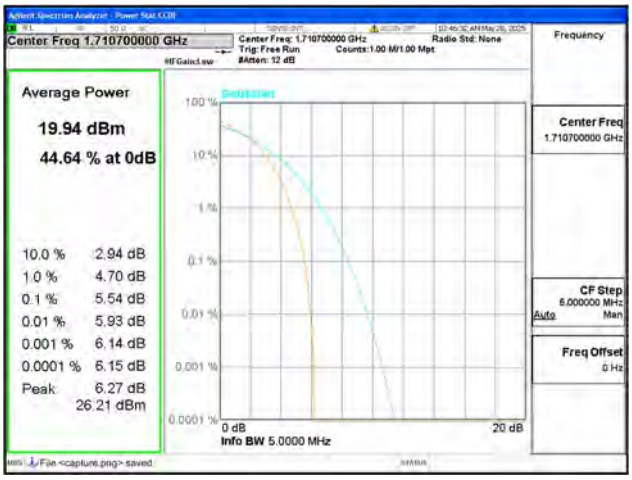

B66 / 1.4MHz / Low CH / 64QAM

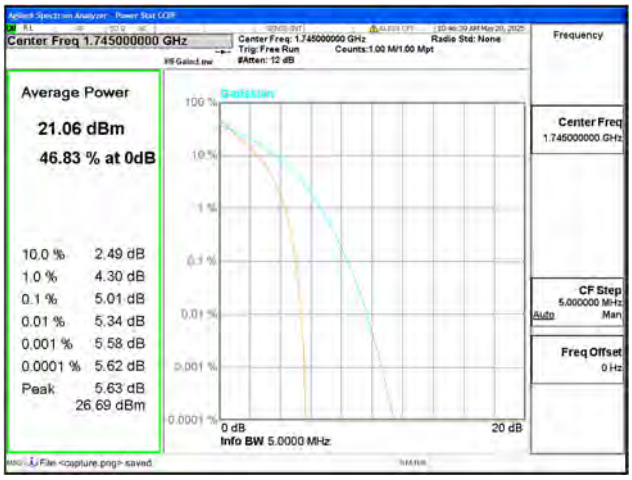

B66 / 1.4MHz / Mid CH / QPSK

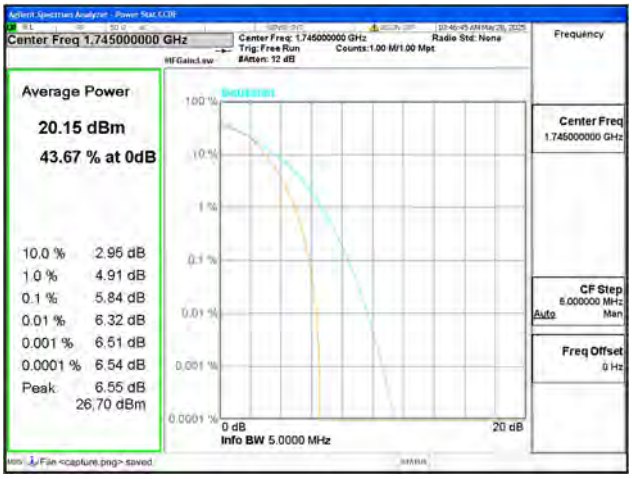

B66 / 1.4MHz / Mid CH / 16QAM

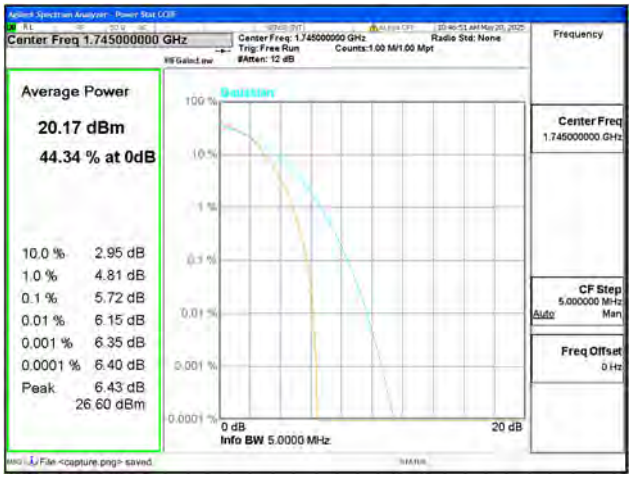

B66 / 1.4MHz / Mid CH / 64QAM

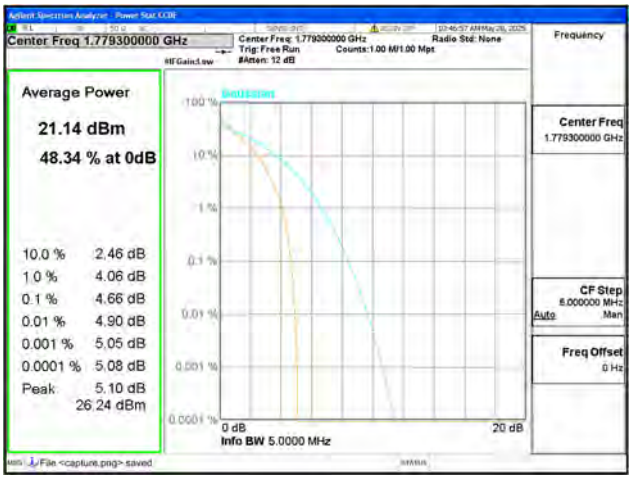

B66 / 1.4MHz / High CH / QPSK

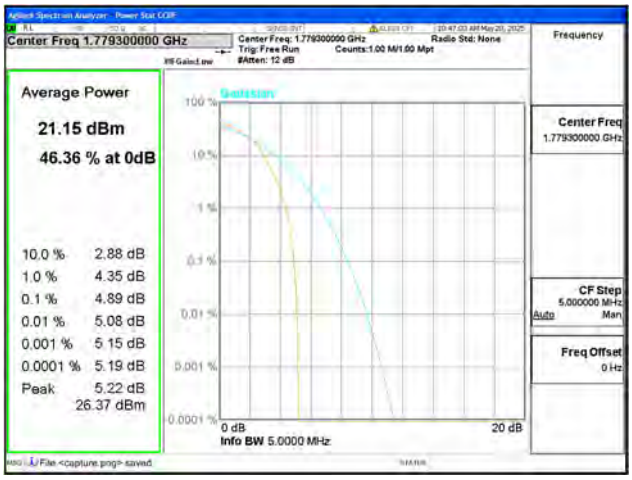

B66 / 1.4MHz / High CH / 16QAM

B66 / 1.4MHz / High CH / 64QAM

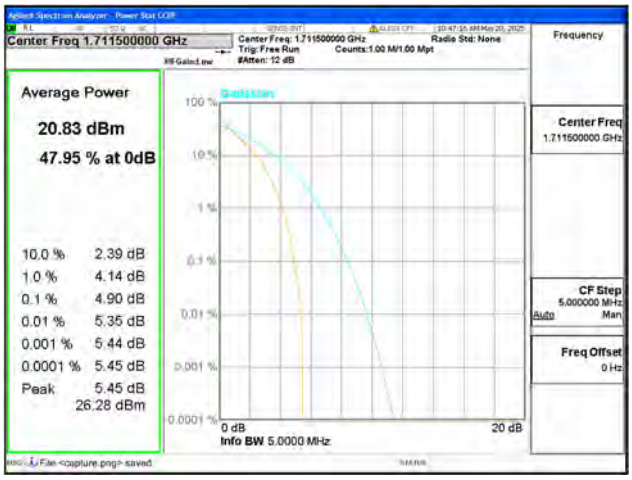

B66 / 3MHz / Low CH / QPSK

B66 / 3MHz / Low CH / 16QAM

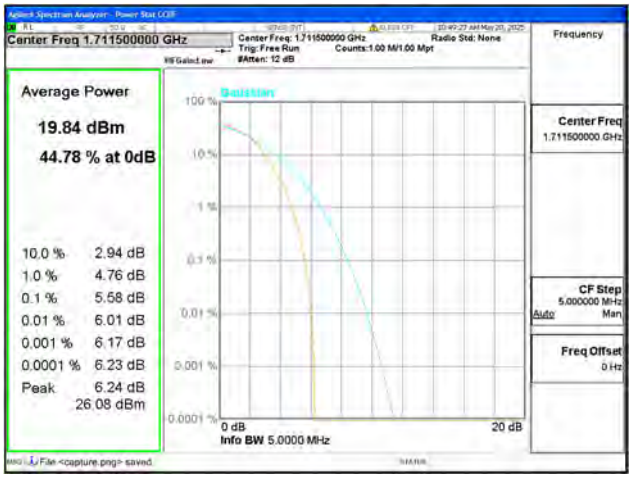

B66 / 3MHz / Low CH / 64QAM

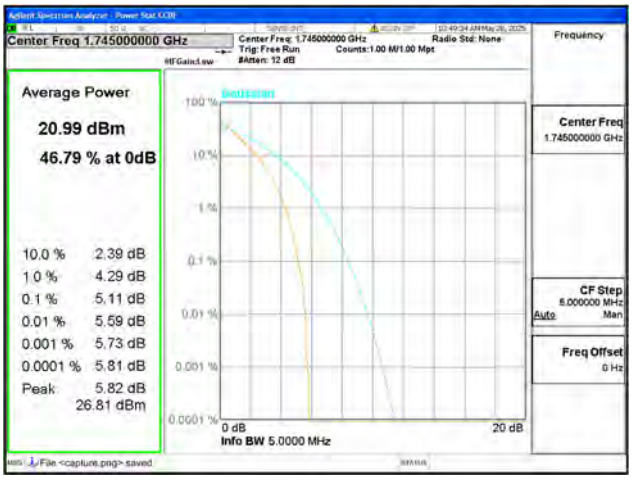

B66 / 3MHz / Mid CH / QPSK

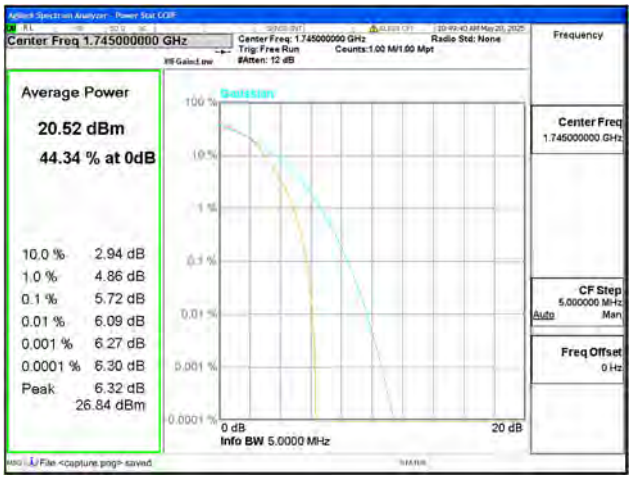

B66 / 3MHz / Mid CH / 16QAM

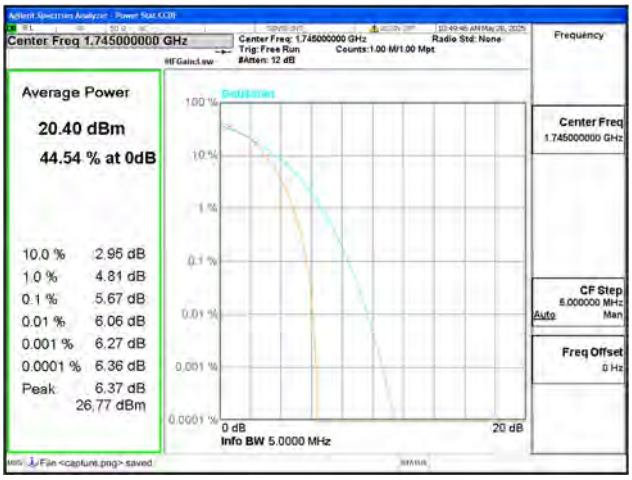

B66 / 3MHz / Mid CH / 64QAM

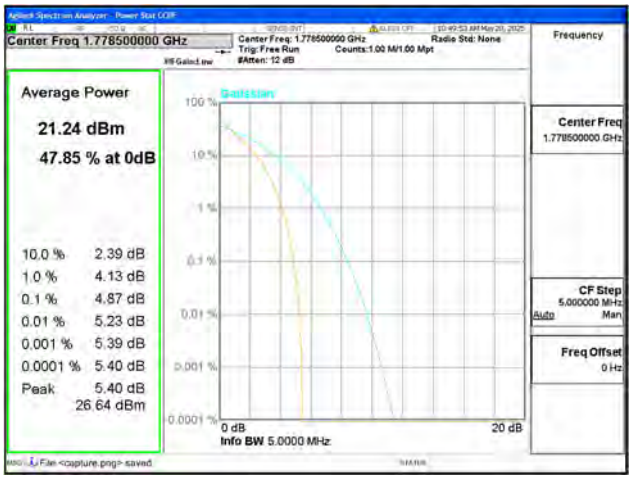

B66 / 3MHz / High CH / QPSK

B66 / 3MHz / High CH / 16QAM

B66 / 3MHz / High CH / 64QAM

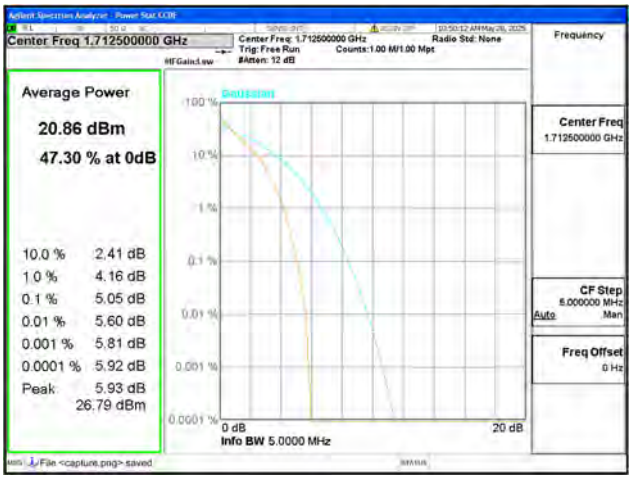

B66 / 5MHz / Low CH / QPSK

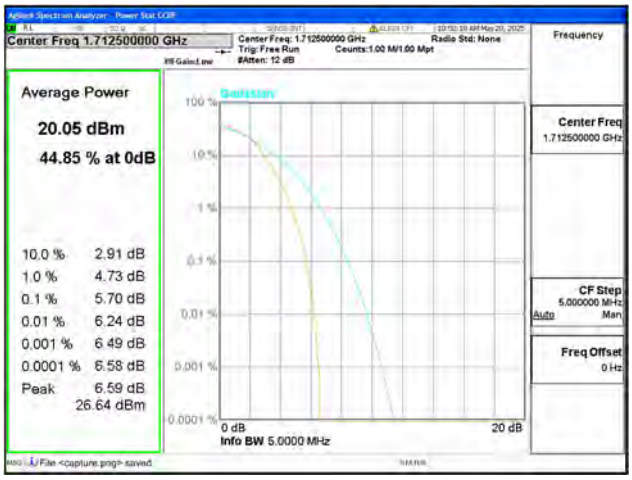

B66 / 5MHz / Low CH / 16QAM

B66 / 5MHz / Low CH / 64QAM

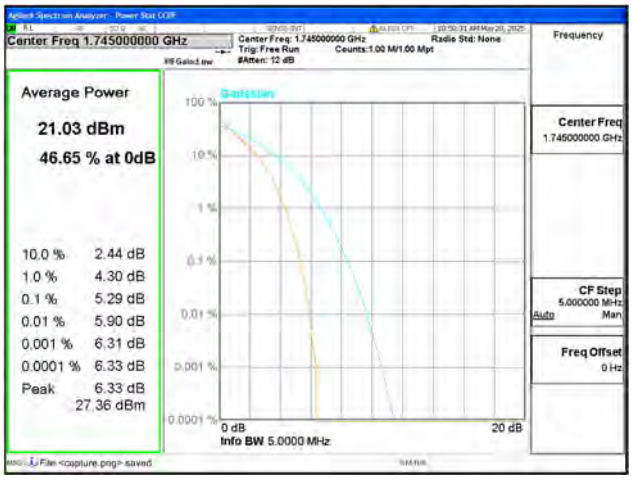

B66 / 5MHz / Mid CH / QPSK

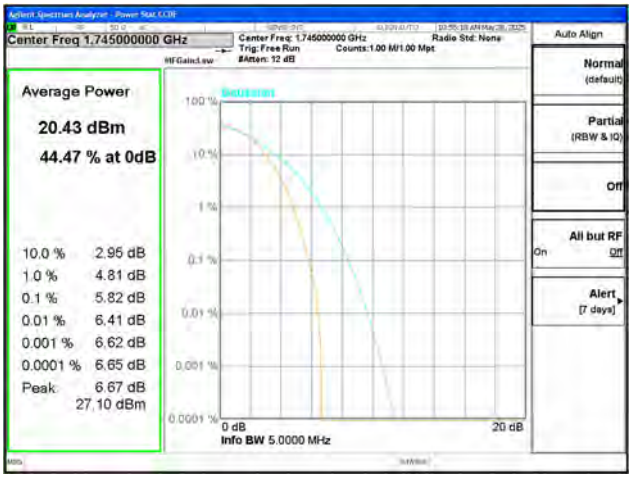

B66 / 5MHz / Mid CH / 16QAM

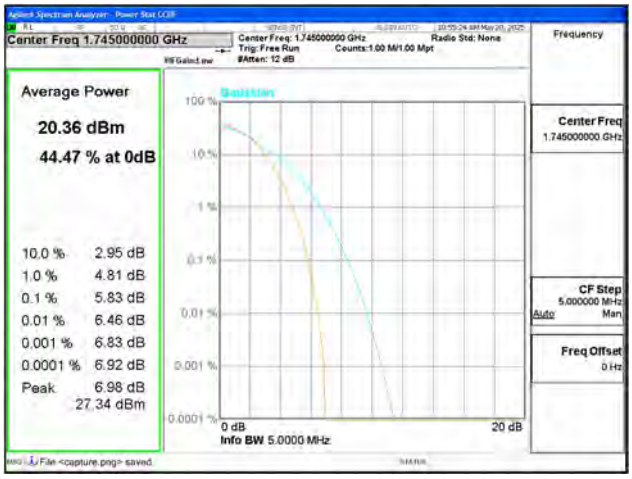

B66 / 5MHz / Mid CH / 64QAM

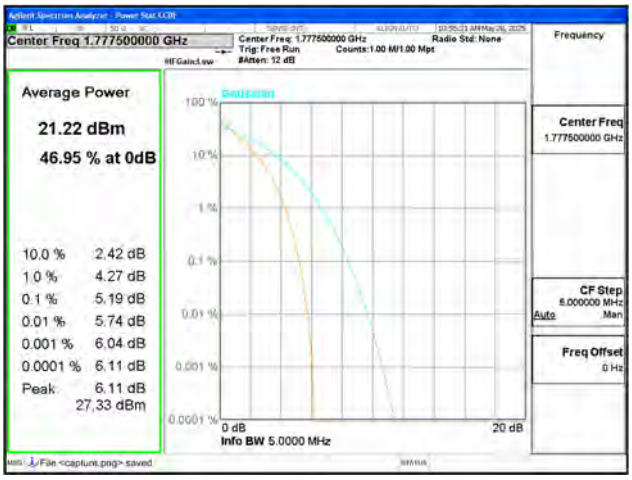

B66 / 5MHz / High CH / QPSK

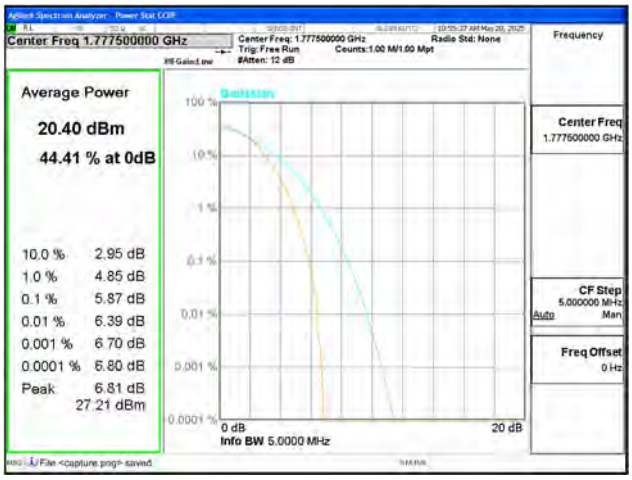

B66 / 5MHz / High CH / 16QAM

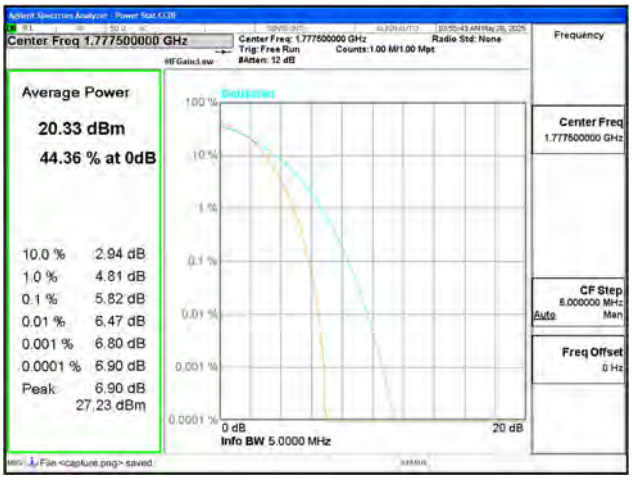

B66 / 5MHz / High CH / 64QAM

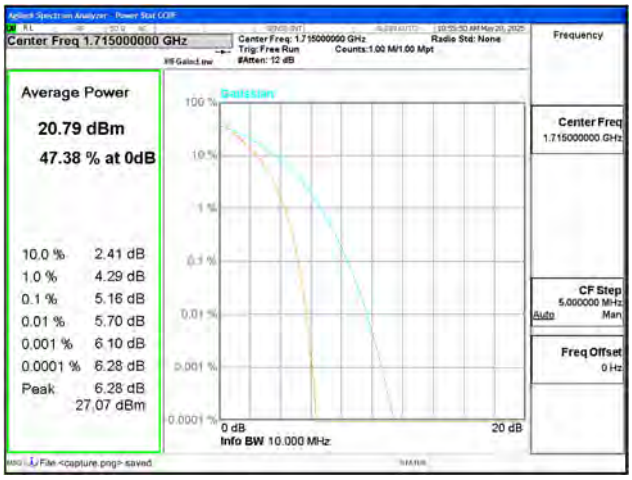

B66 / 10MHz / Low CH / QPSK

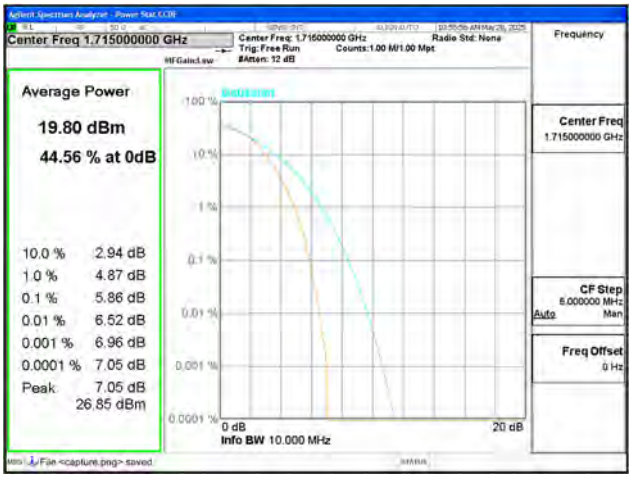

B66 / 10MHz / Low CH / 16QAM

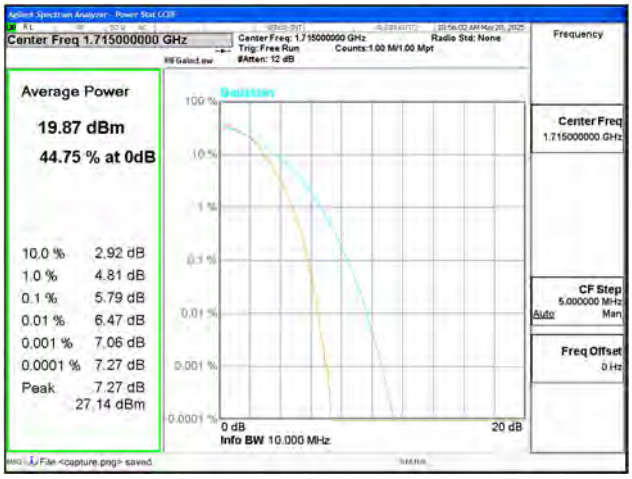

B66 / 10MHz / Low CH / 64QAM

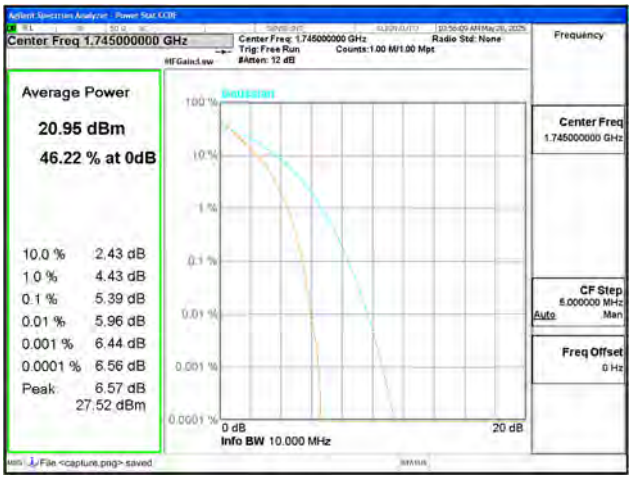

B66 / 10MHz / Mid CH / QPSK

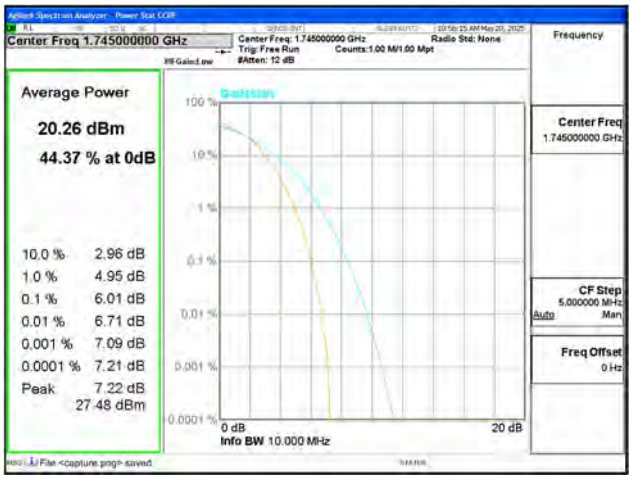

B66 / 10MHz / Mid CH / 16QAM

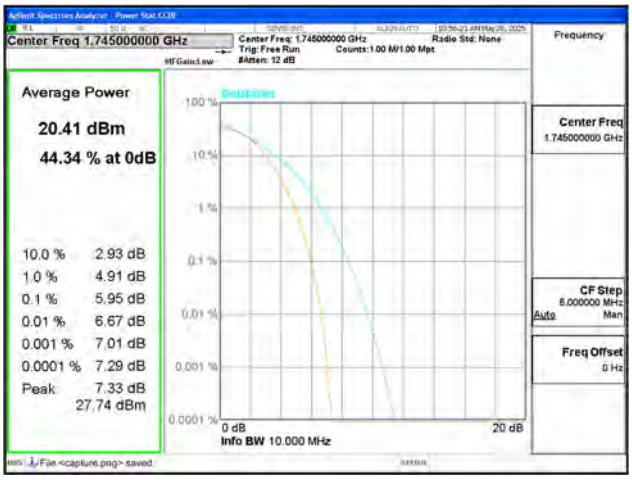

B66 / 10MHz / Mid CH / 64QAM

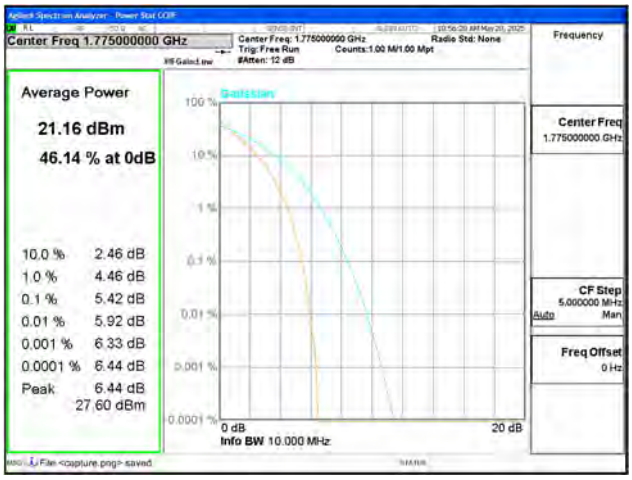

B66 / 10MHz / High CH / QPSK

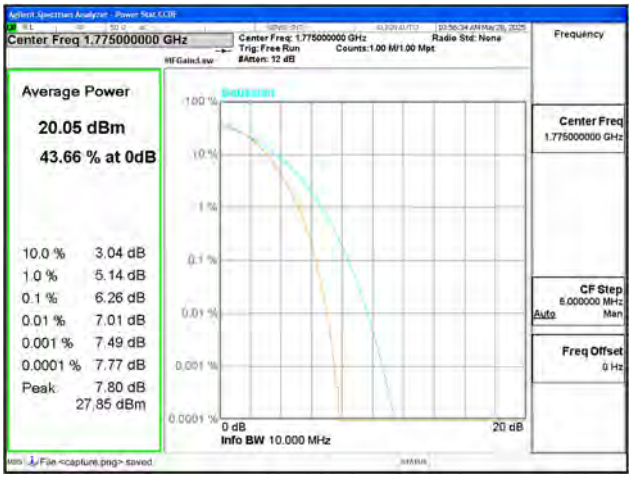

B66 / 10MHz / High CH / 16QAM

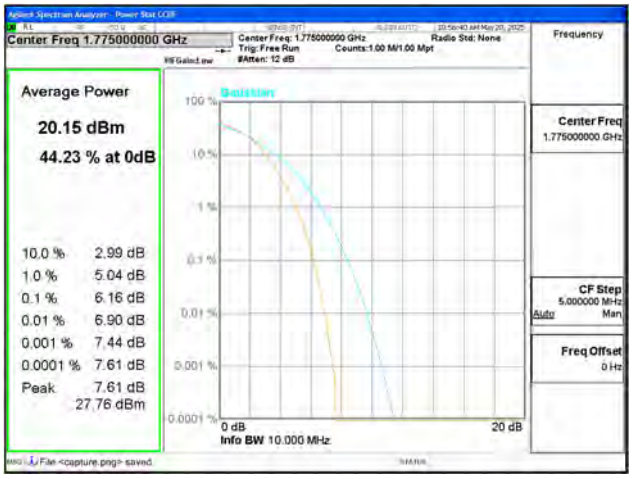

B66 / 10MHz / High CH / 64QAM

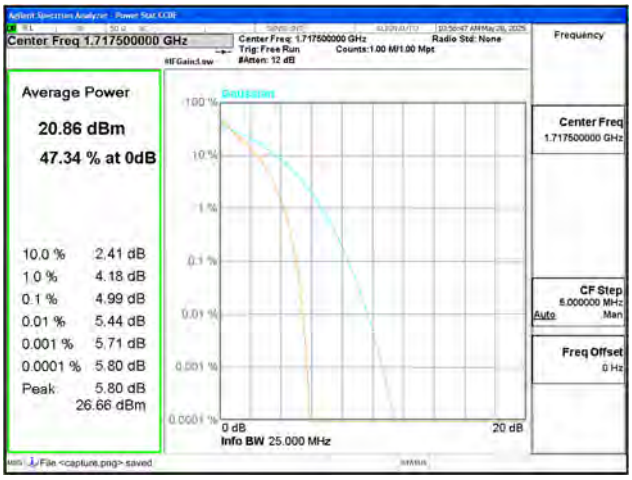

B66 / 15MHz / Low CH / QPSK

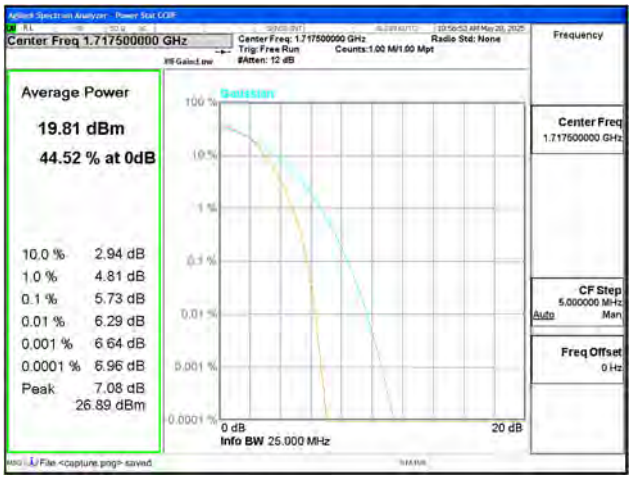

B66 / 15MHz / Low CH / 16QAM

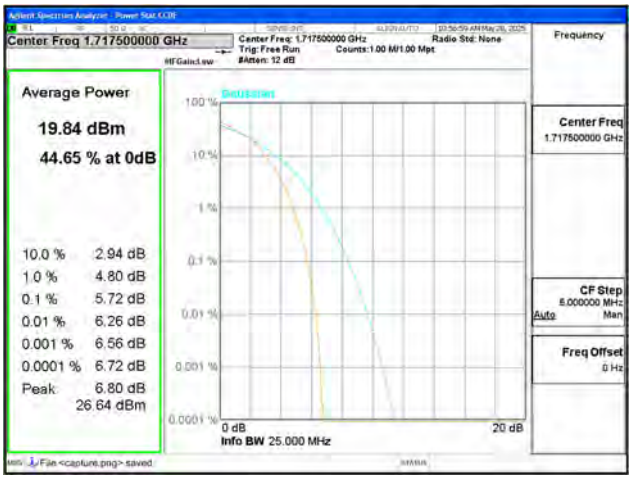

B66 / 15MHz / Low CH / 64QAM

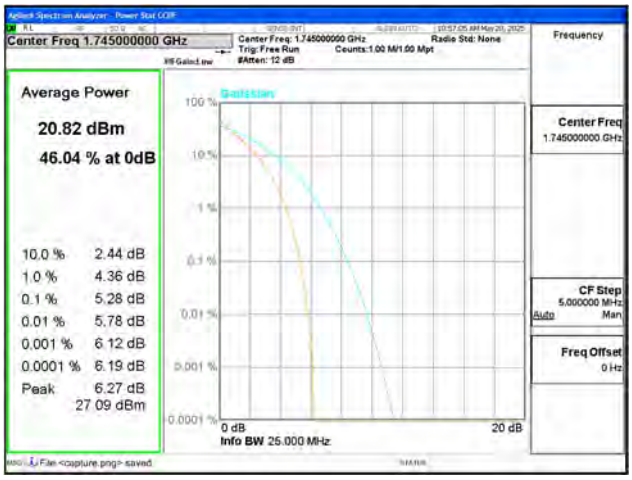

B66 / 15MHz / Mid CH / QPSK

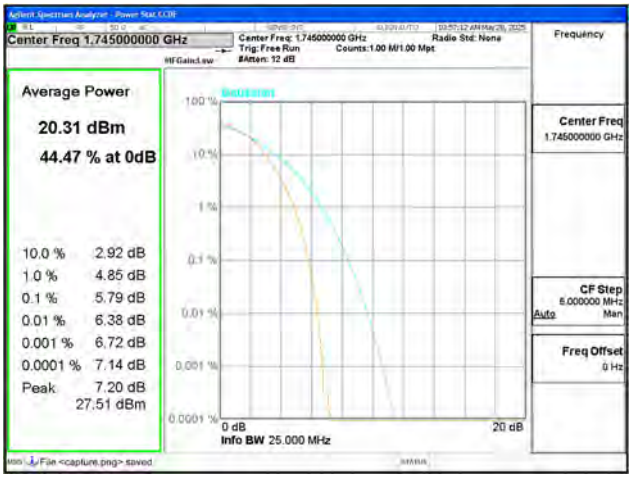

B66 / 15MHz / Mid CH / 16QAM

B66 / 15MHz / Mid CH / 64QAM

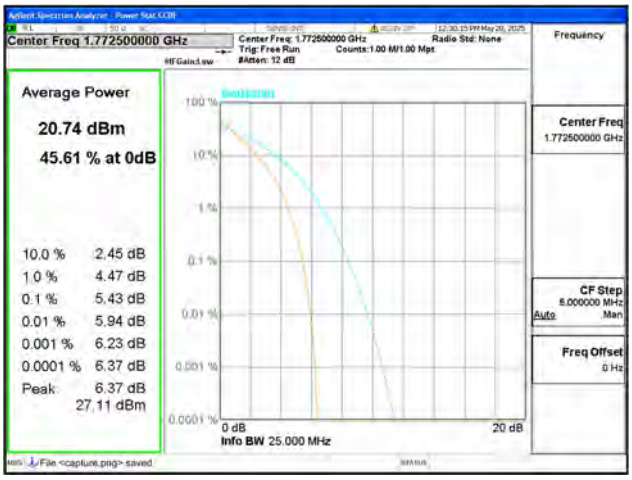

B66 / 15MHz / High CH / QPSK

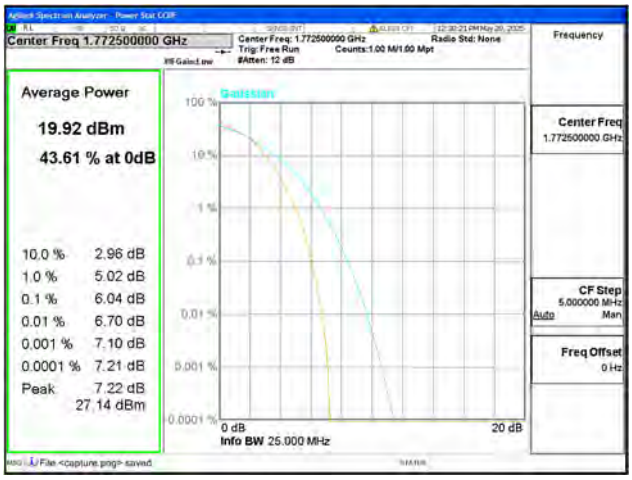

B66 / 15MHz / High CH / 16QAM

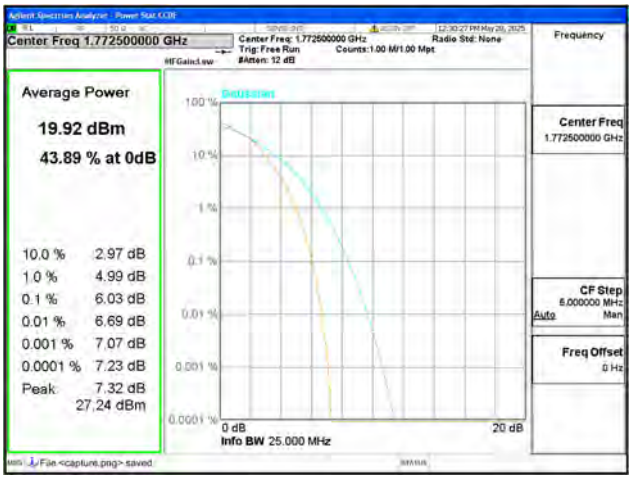

B66 / 15MHz / High CH / 64QAM

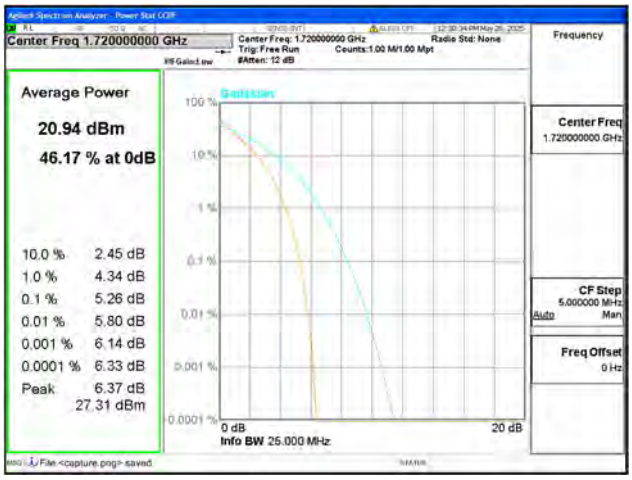

B66 / 20MHz / Low CH / QPSK

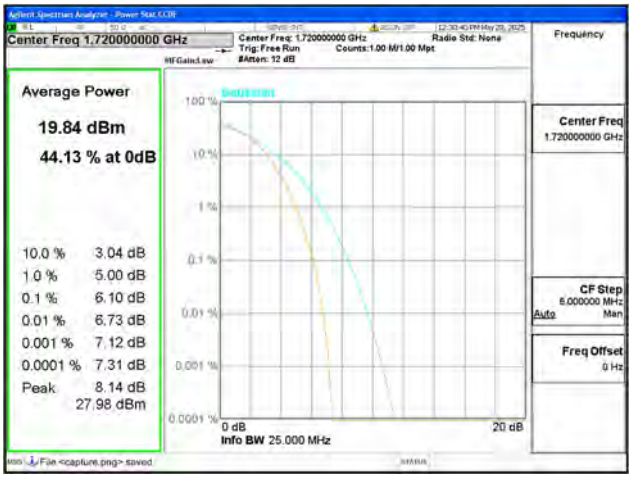

B66 / 20MHz / Low CH / 16QAM

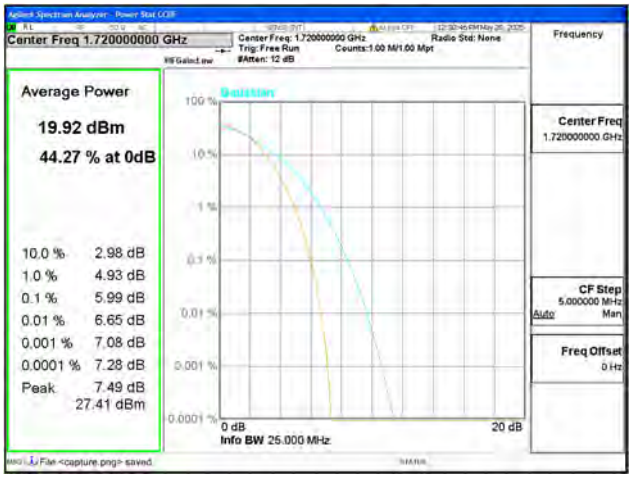

B66 / 20MHz / Low CH / 64QAM

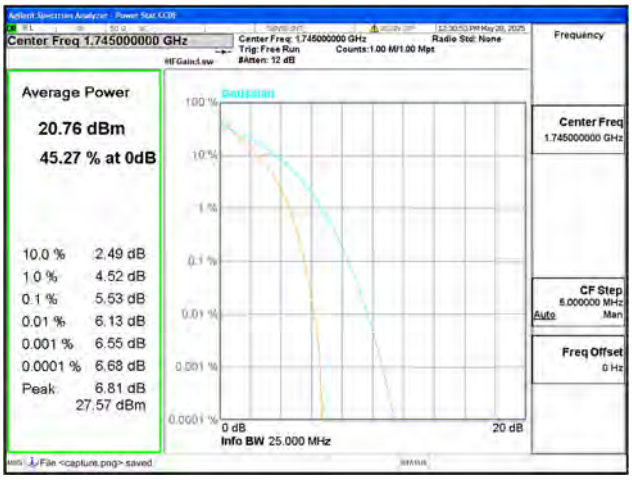

B66 / 20MHz / Mid CH / QPSK

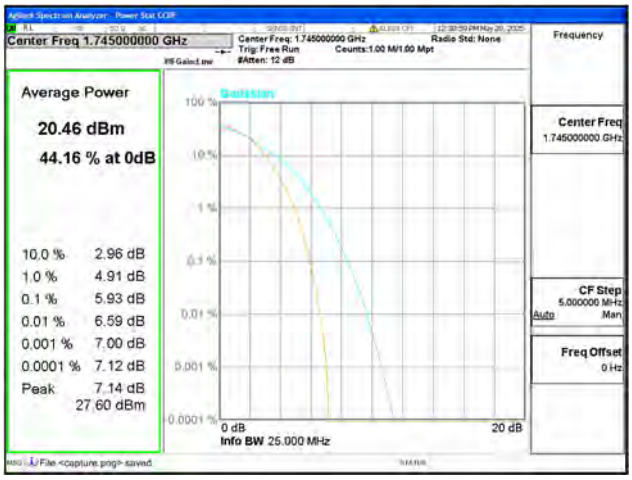

B66 / 20MHz / Mid CH / 16QAM

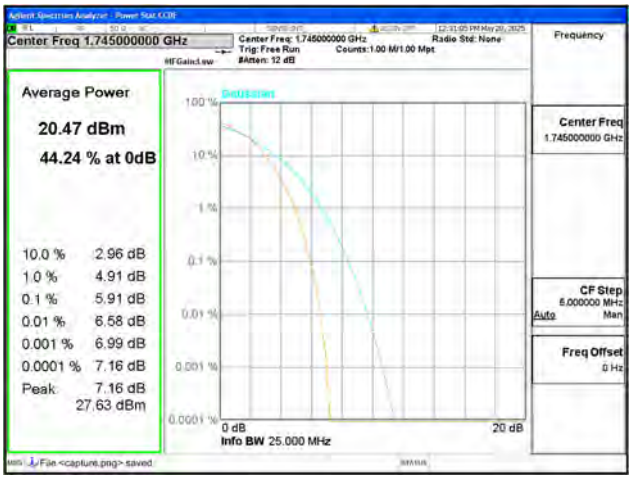

B66 / 20MHz / Mid CH / 64QAM

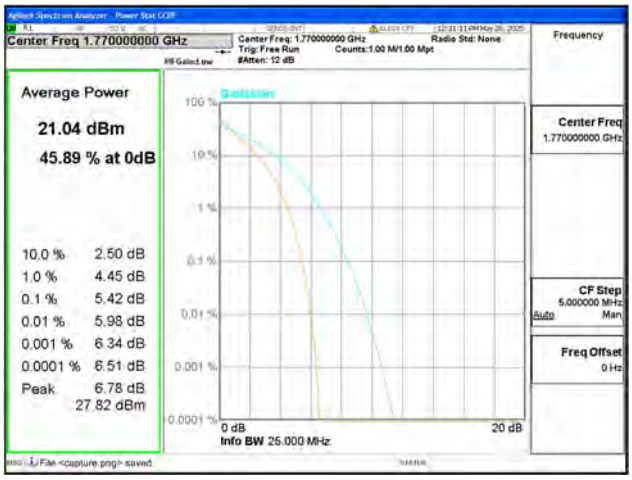

B66 / 20MHz / High CH / QPSK

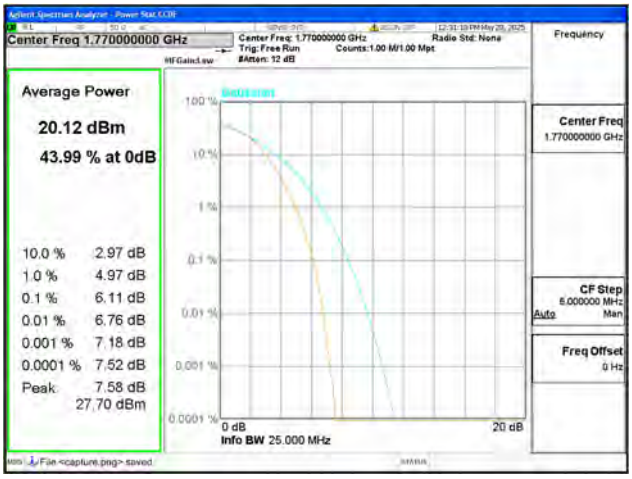

B66 / 20MHz / High CH / 16QAM

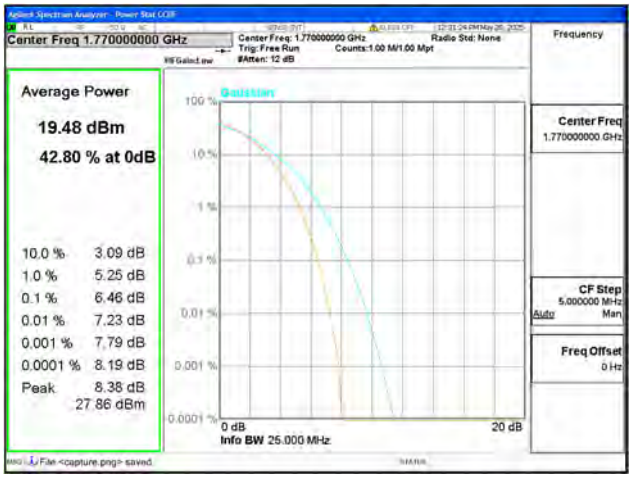

B66 / 20MHz / High CH / 64QAM

2.5. Conducted Spurious Emissions

2.5.1. Requirement

According to FCC section 2.1051, the power of any emission outside of the authorized operating frequency ranges must be attenuated below the transmitting power (P) by a factor of at least 43+10*log(P)dB. This calculated to be -13dBm.

Additional requirement for LTE Band 7/38/41:
The power of any emission outside of the authorized operating frequency ranges must be attenuated below the transmitting power (P) by a factor of at least 55 + 10 log(P) dB. This calculated to be -25dBm.

2.5.2. Test Description

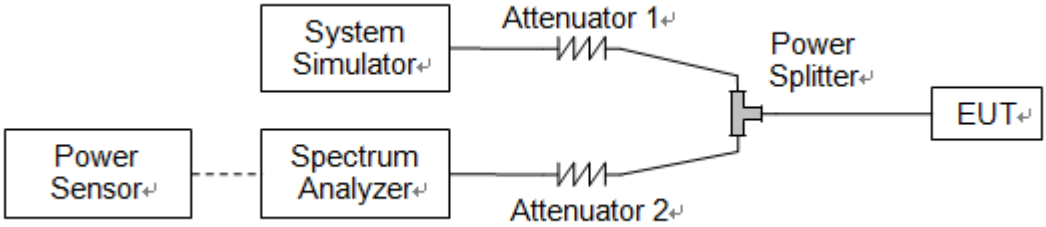

The EUT is coupled to the Spectrum Analyzer (SA) and the System Simulator (SS) with Attenuators through the Power Splitter; the RF load attached to the EUT antenna terminal is 50Ohm; the path loss as the factor is calibrated to correct the reading. The EUT is commanded by the SS to operate at the maximum output power. A call is established between the EUT and the SS.

2.5.3. Test Procedure

KDB 971168 D01v03 Section 6.0 and ANSI/TIA-603-E-2016.

2.5.4. Test Result

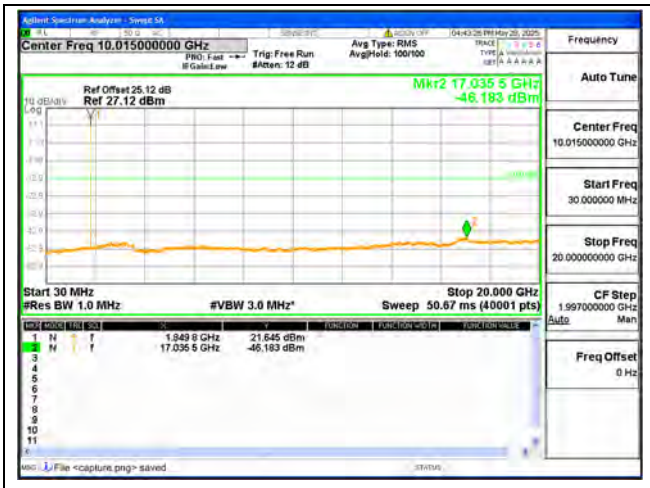

B2 / 1.4MHz / Low CH / QPSK

B2 / 1.4MHz / Mid CH / QPSK

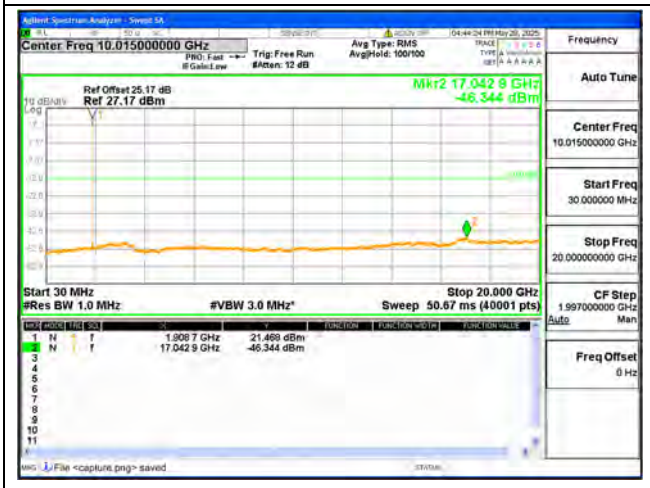

B2 / 1.4MHz / High CH / QPSK

B2 / 3MHz / Low CH / QPSK

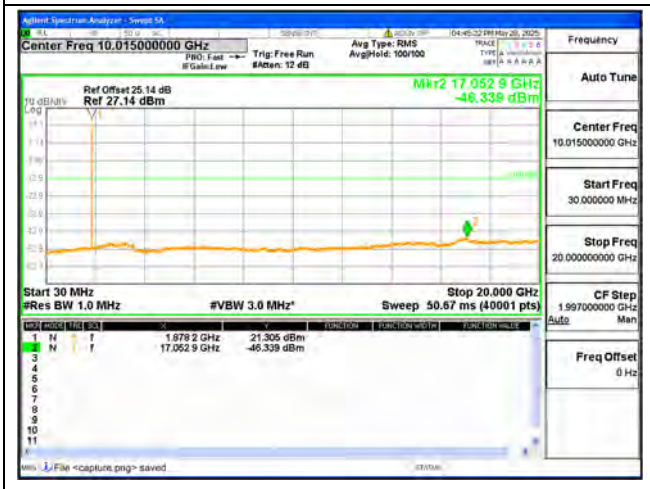

B2 / 3MHz / Mid CH / QPSK

B2 / 3MHz / High CH / QPSK

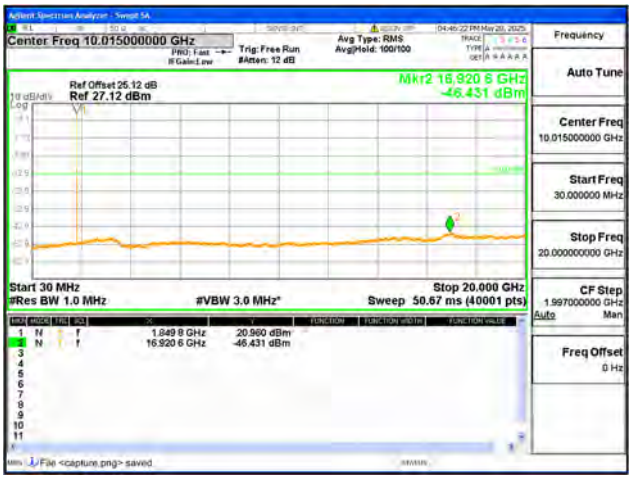

B2 / 5MHz / Low CH / QPSK

B2 / 5MHz / Mid CH / QPSK

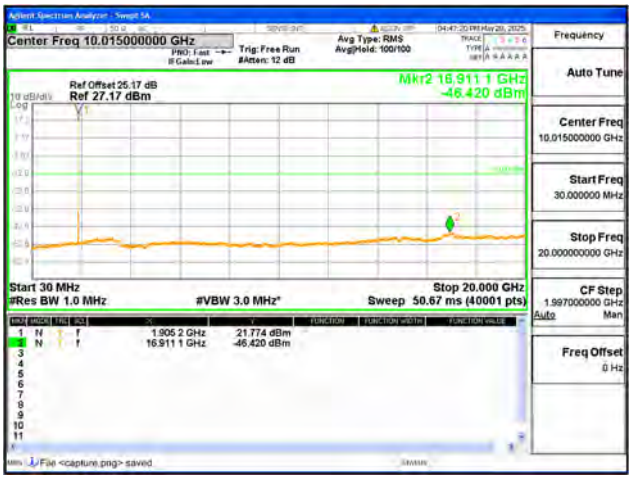

B2 / 5MHz / High CH / QPSK

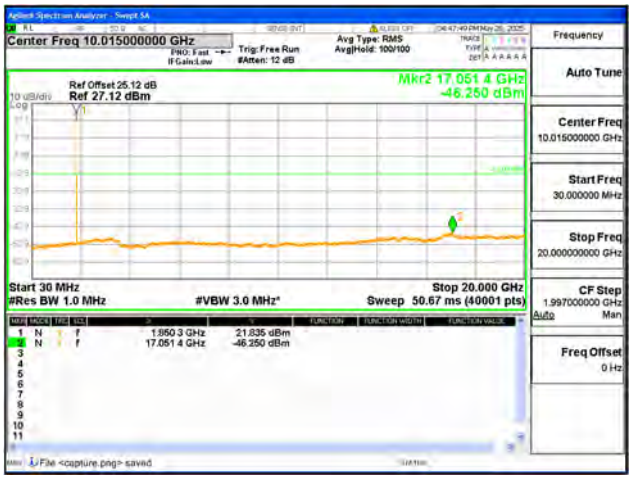

B2 / 10MHz / Low CH / QPSK

B2 / 10MHz / Mid CH / QPSK

B2 / 10MHz / High CH / QPSK

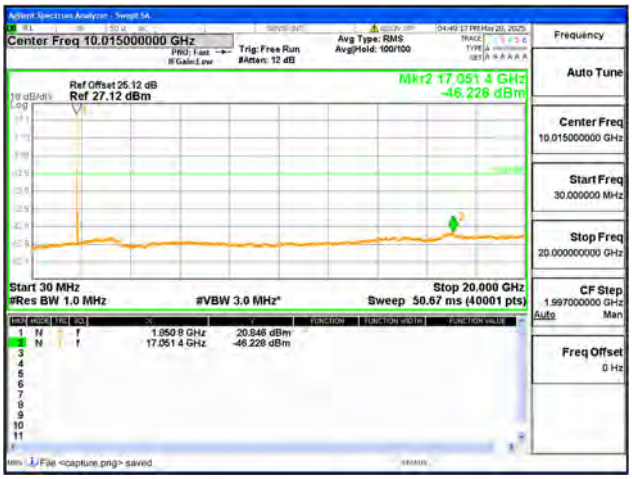

B2 / 15MHz / Low CH / QPSK

B2 / 15MHz / Mid CH / QPSK

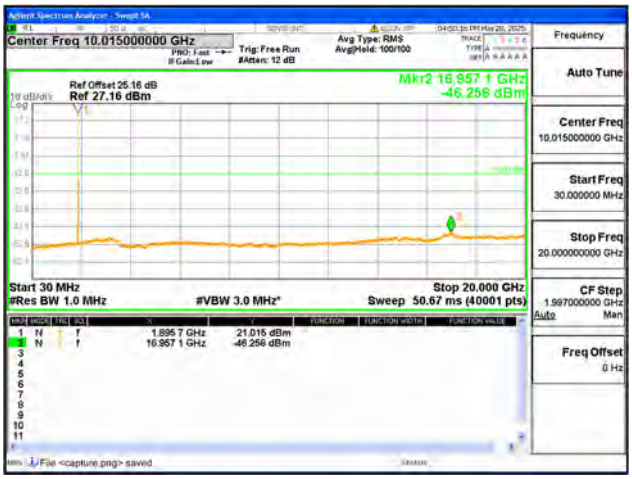

B2 / 15MHz / High CH / QPSK

B2 / 20MHz / Low CH / QPSK

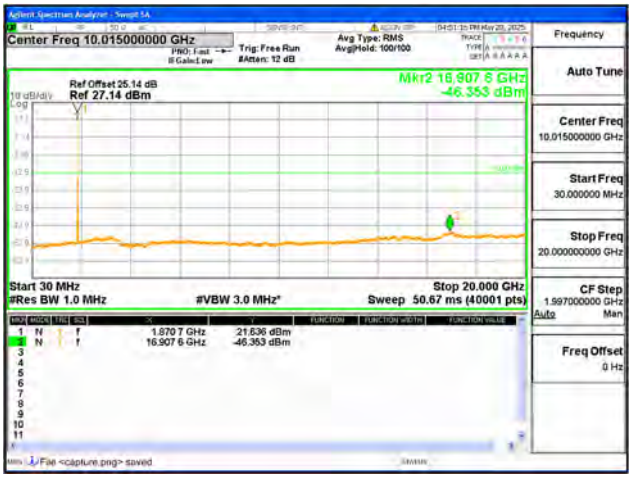

B2 / 20MHz / Mid CH / QPSK

B2 / 20MHz / High CH / QPSK

B4 / 1.4MHz / Low CH / QPSK

B4 / 1.4MHz / Mid CH / QPSK

B4 / 1.4MHz / High CH / QPSK

B4 / 3MHz / Low CH / QPSK

B4 / 3MHz / Mid CH / QPSK

B4 / 3MHz / High CH / QPSK

B4 / 5MHz / Low CH / QPSK

B4 / 5MHz / Mid CH / QPSK

B4 / 5MHz / High CH / QPSK

B4 / 10MHz / Low CH / QPSK

B4 / 10MHz / Mid CH / QPSK

B4 / 10MHz / High CH / QPSK

B4 / 15MHz / Low CH / QPSK

B4 / 15MHz / Mid CH / QPSK

B4 / 15MHz / High CH / QPSK

B4 / 20MHz / Low CH / QPSK

B4 / 20MHz / Mid CH / QPSK

B4 / 20MHz / High CH / QPSK

B5 / 1.4MHz / Low CH / QPSK

B5 / 1.4MHz / Mid CH / QPSK

B5 / 1.4MHz / High CH / QPSK

B5 / 3MHz / Low CH / QPSK

B5 / 3MHz / Mid CH / QPSK

B5 / 3MHz / High CH / QPSK

B5 / 5MHz / Low CH / QPSK

B5 / 5MHz / Mid CH / QPSK

B5 / 5MHz / High CH / QPSK

B5 / 10MHz / Low CH / QPSK

B5 / 10MHz / Mid CH / QPSK

B5 / 10MHz / High CH / QPSK

B12 / 1.4MHz / Low CH / QPSK

B12 / 1.4MHz / Mid CH / QPSK

B12 / 1.4MHz / High CH / QPSK

B12 / 3MHz / Low CH / QPSK

B12 / 3MHz / Mid CH / QPSK

B12 / 3MHz / High CH / QPSK

B12 / 5MHz / Low CH / QPSK

B12 / 5MHz / Mid CH / QPSK

B12 / 5MHz / High CH / QPSK

B12 / 10MHz / Low CH / QPSK

B12 / 10MHz / Mid CH / QPSK

B12 / 10MHz / High CH / QPSK

B17 / 5MHz / Low CH / QPSK

B17 / 5MHz / Mid CH / QPSK

B17 / 5MHz / High CH / QPSK

B17 / 10MHz / Low CH / QPSK

B17 / 10MHz / Mid CH / QPSK

B17 / 10MHz / High CH / QPSK

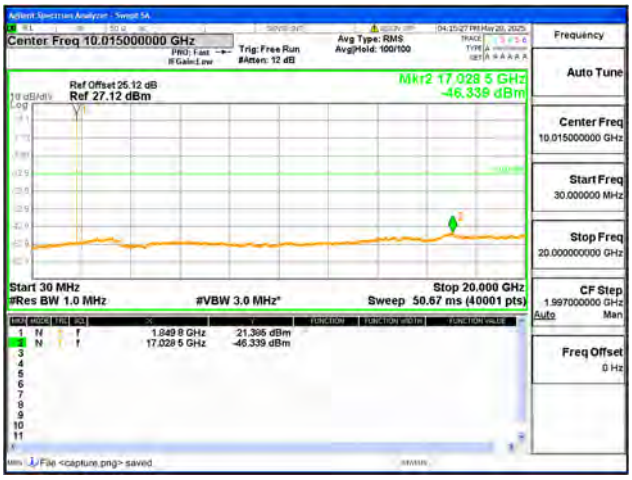

B25 / 1.4MHz / Low CH / QPSK

B25 / 1.4MHz / Mid CH / QPSK

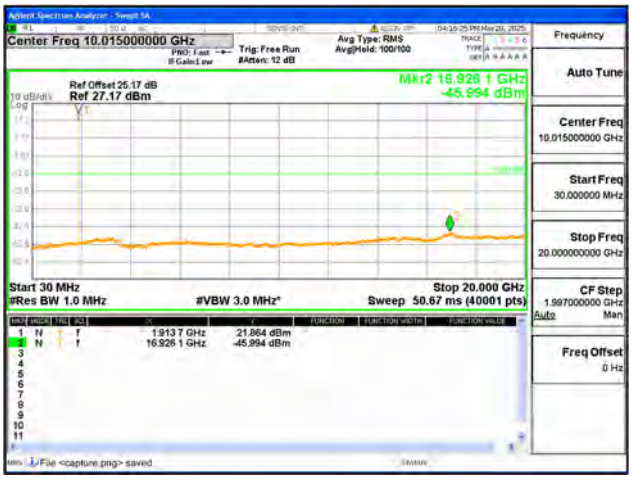

B25 / 1.4MHz / High CH / QPSK

B25 / 3MHz / Low CH / QPSK

B25 / 3MHz / Mid CH / QPSK

B25 / 3MHz / High CH / QPSK

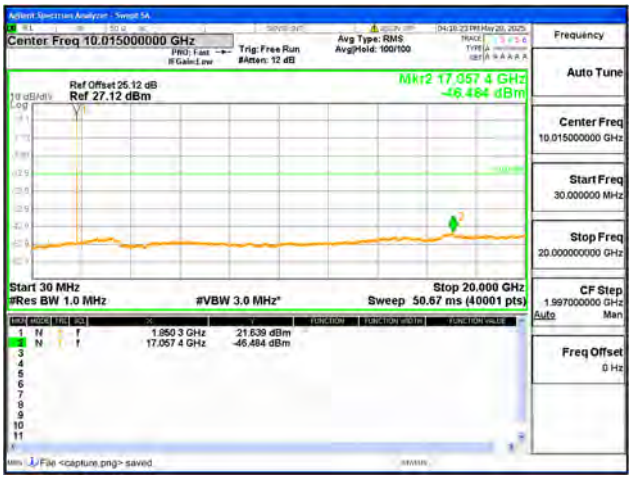

B25 / 5MHz / Low CH / QPSK

B25 / 5MHz / Mid CH / QPSK

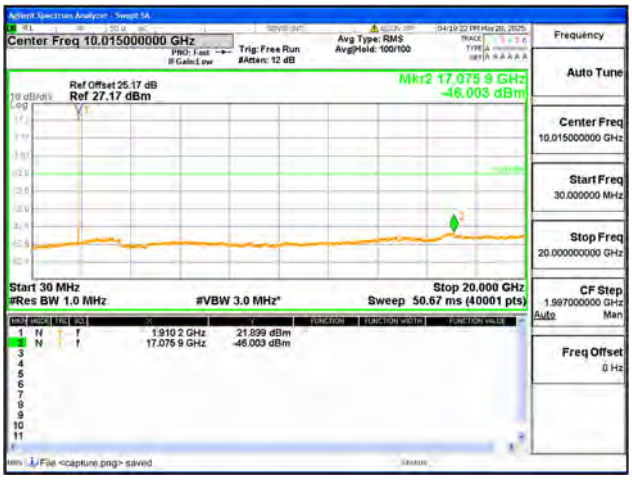

B25 / 5MHz / High CH / QPSK

B25 / 10MHz / Low CH / QPSK

B25 / 10MHz / Mid CH / QPSK

B25 / 10MHz / High CH / QPSK