Virtual AIS Beacon (VAB1252, VAB1250)

Internal Photos

Report #: VAB1252007

45 Sale St, Freemans Bay, Auckland 1010, NZ
PO Box 91164, Auckland 1142, NZ
Auckland, New Zealand

Phone: +64 (0)9 950 4848
Fax: +64 (0)9 950 4085

www.vespermarine.com

Version History

Version	Date	Comment
1.1	6/7/15	Virtual AIS Beacon Internal Photos

Authorised By :



Carl Omundsen
Engineering Director

Copyright Notice

Copyright © 2015, Vesper Marine Ltd. All rights are reserved.

The information contained within this document is the copyright of Vesper Marine Ltd.
No part of this document may be disclosed, reproduced or transmitted in any form, or by any means without the written permission of Vesper Marine Ltd. The term document extends to all forms of media in which information may be embodied.

Product Identification & Technical Specifications

Product Identification	
Product Family	VAB (Virtual AIS Beacon)
Product Manufacturer Details	Vesper Marine Ltd., 45 Sale Street, Freemans Bay, Auckland 1010, New Zealand
Model Number(s)	VAB1250, VAB1252
Intended Users	General Public
Equipment type	Fixed (Not portable), Exposed to Weather
General Technical Specifications	
Power Supply	12VDC
Frequency Range	156.025 – 162.025 MHz (Marine VHF Band)
Transmit Power	41dBm (12.5W), 33dBm (2W)
Modulation	FM GMSK
Channel Spacing	25kHz
Temperature Range	-25 to +55 deg C
GPIO	4 x Digital Outputs, 4 x Digital Inputs
GPS Receiver	50 Channel, -159dBm acquiring
SD Card	SDXC (optional)
Configurable Comms	
Port 1	Ethernet or RS232 (default)
Port 2	RS485, RS422 or RS232 (default)
Ethernet	10/100 Mbps Ethernet, 1.5kVrms Isolation
RS232	4800-230400 baud, +/-50V Isolation
RS485/RS422	4800-230400 baud, 2.5kVrms Isolation

Internal Photos – PCB Assemblies



AIS Engine – Top Side



AIS Engine – Bottom Side



VAB Daughter Board – Top Side



VAB Daughter Board – Bottom Side (showing GPS module location)

AIS Engine & VAB daughter-board Assembly – Front View



AIS Engine & VAB daughter-board Assembly – Back View



AIS Engine & VAB daughter-board Assembly – Side View 1



AIS Engine & VAB daughter-board Assembly – Side View 2



AIS Engine & VAB daughter-board Assembly – Top View



AIS Engine & VAB daughter-board Assembly - Bottom View (including GPS)



AIS Engine & VAB daughter-board Assembly



GPS Module – Top Side

GPS Module – Bottom Side

Internal Photos – Assembly Stack Up

VAB Assembly in Housing (lid removed) – View 1



VAB Assembly in Housing (lid removed) – View 2