TELME-IT
USER'S MANUAL

Maytel Co., Ltd

1. General Information

1.1 Introduction

The "TelMe-IT" is the most advanced digital solution of wireless Hi-Fi audio transmitter and transfer the clear sound to the "TelMe-IR" for wireless audio recording in your phone without any attenuation and distortion over 20m distance. Every device has two Mic. input and also it is available to use up to maximum 4 "TelMe-IT" device for a single "TelMe-IR" device. It means you are able to record maximum 8 people talks in your Smartphone with Hi-Fi audio quality thru "TelMe-IR".

1.2 Main Feature

- Transmit crystal clear sound over 20m distance
- Two Mic. input
- Mic. input level control with 10 steps
- Longer than enough battery life, over 10 hours
- Convenient USB charging solution compatible with most of mobile phone charging adapter

1.3 Accessories

- Stick microphone
- Neck strap
- USB charging cable

1.4 Optional Accessories

- Ear set Boom microphone
- Pin microphone with 1.2m cable length
- Carrying case with belt clip

2. Controls and Indicators

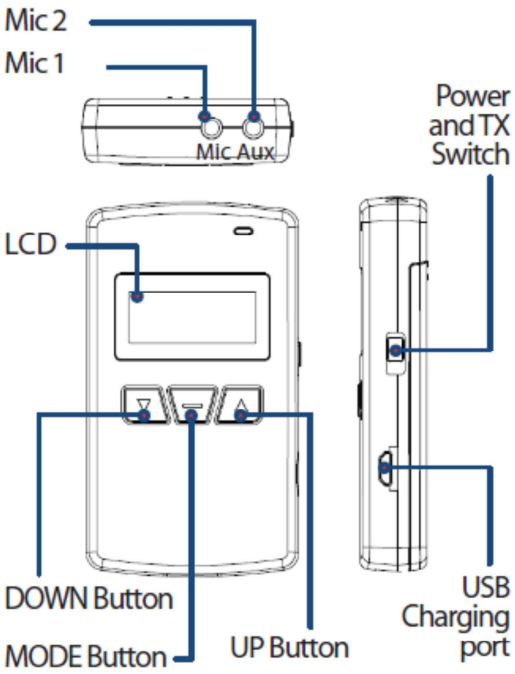

3. How to use

3.1 Power On/Off

- Slide up of power switch to power switch on of the device
  LCD will be displayed with the VOL level.
  Slide down of power switch to power switch off of the device.

3.2 Mic. VOL selection

- Press up to increase the Mic. input level and press down to decrease the Mic. input level.
  There are total 10 steps, 00 ~ 09.

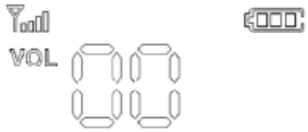

3.3 Group Selection

- Press and hold the "MODE" button longer than 2 sec.
  "GRP" is displayed in the LCD.
  Select the GRP number you desire by press Up or Down button with 00~39.

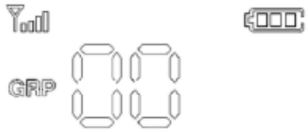

3.4 ID Selection

- In a group, every radio needs to have each different ID per device from "00" to "99".
  The ID "00" becomes a master radio in a group and every group needs to have a master device with ID "00" per group without alternative. The "MASTER" and "TALK" are displaying on the LCD as soon as the ID "00" is set.
  Press and hold the "Mode" button longer than 3 seconds after turn the device power on.
  The "GRP" symbol on the LCD is blinking. And press the "Mode" button one more time instantly.
  The "ID" symbol on the LCD is blinking. Select each different ID number per device from "00" to "99" in a group by press "▲" or "▼" button and then release all the buttons longer than 3 seconds to fix it.

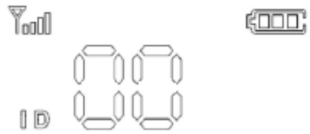

3.5 Mic. Mute Control

- Press "Mode" button instantly to make the Mic. mute.
  If you pressed "Mode button instantly again, the Mic. is on.

3.6 Battery Charging

- The rechargeable Li-Ion battery 3.7V, 1,100mA is installed in the device.
  Plug the USB charging cable into the USB port and recharge the battery.
  The Red color LED in the right side top corner of device is turned on and blinking during the charging and turned off when the battery is fully charged.

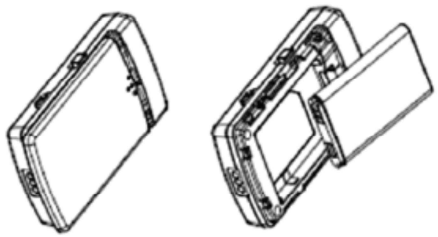

4. SPECIFICATION

Radio Frequency Type

ISM 2405~2477MHz

Type

Wireless Microphone/Receiver Unit

Radio Interface

ISM 2.4GHz FSK Modulation with Frequency Hopping

Voice Codec

16bit/24KHz

RX Sensitivity

-95dBm

Voice Latency

<30ms

Number of Frequency Channel

145ch

Channel Spacing

500KHz

Data Rate

2Mbps

Frequency Bandwidth

2MHz

Battery

Li-ion Battery @3.7V/TBD 1100mA

Antenna

Internal Chip Antenna (Gain: 0dBi)

Talk Time for Microphone

10hr Typ.

Power Consumption

Avg. 100mA

Distance Range(LOS)

100M

Frequency Response

50Hz~4KHz

THIS DEVICE COMPLIES WITH PART 15 OF THE FCC RULES.
Operation is subject to the following two conditions; (1) this device may not cause harmful interference, and (2) this device must accept any interference received, including interference that may cause undesired operation.
CAUTION : Changes or modifications not expressly approved bythe party responsible for compliance could void the user's authority to operate the equipment.

FCC Information to User

This equipment has been tested and found to comply with the limits for a Class B digital device, pursuant to Part 15 of the FCC Rules. These limits are designed to provide reasonable protection against harmful interference in a residential installation. This equipment generates, uses and can radiate radio frequency energy and, if not installed and used in accordance with the instructions, may cause harmful interference to radio communications. However, there is no guarantee that interference will not occur in a particular installation. If this equipment does cause harmful interference to radio or television reception, which can be determined by turning the equipment off and on, the user is encouraged to try to correct the interference by one of the following measures:

• Reorient or relocate the receiving antenna.

• Increase the separation between the equipment and receiver.

• Connect the equipment into an outlet on a circuit different from that to which the receiver is con-nected.

• Consult the dealer or an experienced radio/TV technician for help.

Caution

Modifications not expressly approved by the party responsible for compliance could void the user's authority to operate the equipment.

FCC Compliance Information : This device complies with Part 15 of the FCC Rules. Operation is subject to the following two conditions: (1) This device may not cause harmful interference, and (2) this device must accept any interference received, including interference that may cause undesired operation

IMPORTANT NOTE:

FCC RF Radiation Exposure Statement:

This equipment complies with FCC RF radiation exposure limits set forth for an uncontrolled environment.

The antennas used for this transmitter must be installed to provide a separation distance of at least 5mm from all persons and must not be co-located or operating in conjunction with any other antenna or transmitter.

CAUTION

To reduce the risk of electric shock, do not remove the top cover (or the rear section).
No user serviceable parts inside, refer servicing to qualified personnel.

This symbol, wherever it appears, alerts you to the presence of uninsulated dangerous voltage inside the enclosure-voltage that may be sufficient to constitute a risk of sock.

This symbol, wherever it appears, alerts you to the important operating and maintenance instructions in the accompanying literature. Please read the manual.

1) Read these instructions.

2) Keep these instructions.

3) Heed all warnings.

4) Follow all instructions.

5) Do not use this equipment near water.

6) Do not u sing near any heat sources su ch as radiators, heat resi sters, stove, or other equipment that produce heat.

CAUTION
RISK OF EXPLOSION IF BATTERY IS REPLACED BY AN INCORRECT TYPE.
DISPOSE OF USED BATTERIES ACCORDING TO THE INSTRUCTIONS

European CE notice to users and product statements

This product is CE marked accordi ng to the provis ions of the R&TT E Directive(2014/53/EU). Hereby, Maytel Co., Ltd declares that this product is in com pliance with the essentia l requirements and other relevant provisions of Directive 2014/53/EU.

For further information, please contact http:// www.maytel.com

CE1177

Maytel Co., Ltd
#417 Doosan Venture Digm 126-1, Pyeongc hon-dong, Dongan-gu, Anyang- si, Gyeonggi-do, Republic of Korea
Tel: +82-31-478-5508
Fax: +82-31-440-9331
URL: www.maytel.com

CONTACT INFORMATION

Manufacturer Address #417 Doosan Venture Digm 126-1, Pyeongchon-dong, Dongan-gu, Anyang-si, Gyeonggi-do, Republic of Korea

To locate in-country MAYTEL CO., LTD., distributors of the Tour Guide Transceiver(Wireless Digital Microphone) please refer to the MAYTEL CO., LTD. Website http:// www.maytel.com

These distributor(s) represent local contacts for this product.

CORPORATE HEADQUARTERS:

MAYTEL CO., LTD.

#417 Doosan Venture Digm 126-1, Pyeongchon-dong, Dongan-gu, Anyang-si, Gyeonggi-do, Republic of Korea

Tel: +82-31-478-5508

Fax: +82-31-440-9331

Web: http:// www.maytel.com

This device complies with Industry Canada license-exempt RSS standard(s).

Operation is Subject to the following two condition: (1) this device may not cause interference ,and (2) this device must accept any interference, including interference that may cause undesired operation of the device.

EUROPEAN UNION "DECLARATION OF CONFORMITY"

DECLARATION OF CONFORMITY

MAYTEL CO., LTD.

#417 Doosan Venture Digm 126-1, Pyeongchon-dong, Dongan-gu, Anyang-si, Gyeonggi-do, Republic of Korea

declare under our sole responsibility that the product(s)

Tour Guide Transceiver(Wireless Digital Microphone) – TelMe-IT

to which this declaration relate(s) is in conformance with the following standards:

EN 301 489-1 V1.9.2:2011
EN 301 489-17 V2.2.1:2012
EN 60950-1:2006/A2:2013
EN 300 328 V1.9.1:2015

following the provisions of the 2014/53/EU Directives.