产品配色与工艺说明图
Product Colour, Material & Finishing Specfications

Product Model 产品型号	LC07	Brand 品牌	中性	Job No. 图档编码	3-608LC070602A0001
Product Type 产品类	无线充电器说明书	Description 描述	/	Revision 版本号	
Dimension 尺寸	90*65mm	Original Designer 原设计师		Date 日期	2020.10.23
Scale 比例	1:1	Technology 工艺	128g哑粉纸 双面四色印刷	Verifing 审核	

15W Magnet Wireless Charger
User Manual

Thanks for choosing us!

This is a smart phone wireless charger that allows you enjoy the fun of digital products easily.
Please kindly read the user manual before using and keep it for future reference.

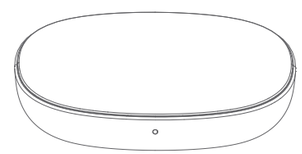

Specification

Input:DC5V 3A, DC9V 2.22A, DC12V 1.67A
Output: 5W/7.5W/10W/15W
Frequency: 115~205KHZ
Dimensions: Φ63×10.5mm
Charging distance: ≤10mm
Conversion: ≥72%
NW.:57g

Connect to Power Adapter

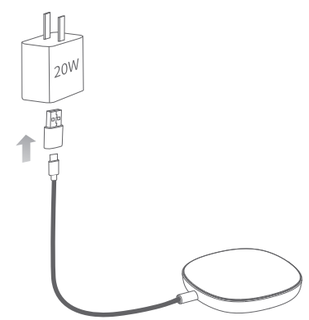

① Connect the power adapter to socket.
② Connect adapter to the Type-C interface.
③ The white LED light of charger will flash 3times when power on, then enter to standby mode.

*20W PD wall charger need to buy separately, please use the connector adapter accordding to your wall charger USB output port.

Charging Mode

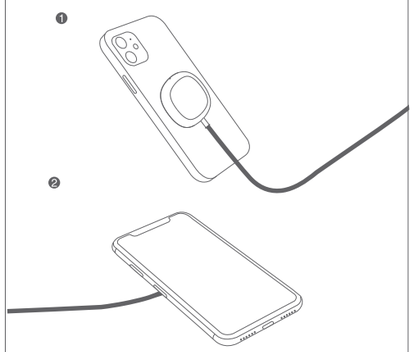

① Make sure the wireless charger dock connect to the power supply.
② Put the magnetic wireless charging phone one the charger, they will align automaticly, white LED light will turn off after 30 seconds. The white LED light will flashing when FOD detected.
The device also support wireless charging to other nonmagnatic wireless charging function device.

Notes

1、Do not squeeze or collisions.
2、Do not disassemble or throw into fire or water, to avoid causing a short circuit leakage.
3、Do not use wireless charger in severely hot, humid or corrosive environments, to avoid circuit damage and occurs leakage phenomnon.
4、Do not place too close with magnetic stripe or chip card (ID card, bank cards, etc.) to avoid magnetic failure.
5、Please keep the distance at least 20cm between implantable medical devices (pacemakers, implantable cochlear, etc.) and the wireless charger, to avoid potential interference with the medical device.
6、To take care of the children, to ensure that they won' t play the wireless charger as a toy, to avoid unnecessary accidents.

IC Caution:
Radio Standards Specification RSS-Gen, issue 5- English:This device contains licence-exempt transmitter(s)/receiver(s) that comply with Innovation, Science and Economic Development Canada' s licence-exempt RSS(s). Operation is subject to the following two conditions:This device may not cause interference.This device must accept any interference, including interference that may cause undesired operation of the device. RF exposure statement:The equipment complies with IC Radiation exposure limit set forth for uncontrolled environment. This equipment should be installed and operated with minimum distance 20cm between the radiator and your body.
- French:Cet appareil contient des émetteurs / récepteurs exemptés de licence conformes aux RSS (RSS) d'Innovation, Sciences et Développement économique Canada. Le fonctionnement est soumis aux deux conditions suivantes:Cet appareil ne doit pas causer d'interférences.Cet appareil doit accepter toutes les interférences, y compris celles susceptibles de provoquer un fonctionnement indésirable de l'appareil.

Déclaration d'exposition RF:
L'équipement est conforme à la limite d'exposition aux radiations de la IC établie pour un environnement non contrôlé . Cet équipement doit être installé et utilisé avec une distance minimale de 20 cm entre le radiateur et votre corps.

FCC WARNING
This device complies with part 15 of the FCC Rules. Operation is subject to the following two conditions: (1) this device may not cause harmful interference, and (2) this device must accept any interference received, including interference that may cause undesired operation.
Any changes or modifications not expressly approved by the party responsible for compliance could void the user's authority to operate the equipment
NOTE: This equipment has been tested and found to comply with the limits for a Class B digital device, pursuant to Part 15 of the FCC Rules. These limits are designed to provide reasonable protection against harmful interference in a residential installation. This equipment generates, uses and can radiate radio frequency energy and, if not installed and used in accordance with the instructions, may cause harmful interference to radio communications. However, there is no guarantee that interference will not occur in a particular installation. If this equipment does cause harmful interference to radio or television reception, which can be determined by turning the equipment off and on, the user is encouraged to try to correct the interference by one or more of the following measures:
-- Reorient or relocate the receiving antenna.
-- Increase the separation between the equipment and receiver.
-- Connect the equipment into an outlet on a circuit different from that to which the receiver is connected.
-- Consult the dealer or an experienced radio/TV technician for help.
To maintain compliance with FCC' s RF Exposure guidelines, This equipment should be installed and operated with minimum distance between 20cm the radiator your body: Use only the supplied antenna.

The involved images are sketch maps, the final product as per the material subjects.Includes: wireless charger,USB output port, user' s manual.