REV	LOCA	NAME	SUBJECT	DATE
V1.0		Zhu Shasha	初版发布	17/08/17
V1.1		Zhu Shasha	增加德语内容	17/09/20

封面

封底

A quick look



Power button	Press to power on/off the router.
USB port	Insert USB devices to external storage.
WAN port	Connect a RJ-45 cable into this port to establish Internet connection.
LAN ports 1-3	Connect RJ-45 cable(s) to establish LAN connection.
Power port	Insert the AC power adapter for power supply.
Reset button	Press and hold for at least 5 seconds to restore the router to factory defaults.

Connecting the devices



1. Connect your modem to the wall port on the router using a RJ-45 cable.
   - Make sure your modem has proper Internet connection.
   - If you have a wired ethernet connection to Internet instead of a modem, connect the Internet port on the WAN port on the router, and turn on the router, then continue with the following instructions to complete the router setup.
2. Connect power adapter into an electrical socket, connect the other end to the router, and switch it on.
3. Connect your modem to the WAN port on the router using a RJ-45 cable.

1 2 3



4 5 6

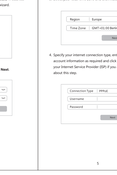

DISCLAIMER
Information in this software or data provided in a bundle to this device is subject to the applicable law under the responsibility of the end-user. Phicomm (Shanghai) Co., Ltd. shall not be responsible for any loss or damage, malfunction or other occurrence caused by using the third party software. Only the software provided by Phicomm (Shanghai) Co., Ltd. shall be Phicomm (Shanghai) Co., Ltd. shall not own the intellectual property of the third party software and applications and content anyone else may install. Therefore, Phicomm (Shanghai) Co., Ltd. will not provide support to customers who use these third party software and applications or to customers who view or use the content of third party software and applications. Third party software and applications and content may be interrupted or terminated at any time. Phicomm (Shanghai) Co., Ltd. does not guarantee that any content or third party software or applications will be available or uninterrupted. Third party service providers provided content and services through network or transmission tools outside of the control of Phicomm (Shanghai) Co., Ltd. Unless otherwise prohibited by applicable law, it is explicitly stated that Phicomm (Shanghai) Co., Ltd. and its affiliates shall not be liable for any content provided by third party service providers or the interruption or termination of any content or third party software or applications. Phicomm (Shanghai) Co., Ltd. shall not be responsible for the legality, quality or any other aspects of any software installed on the product, or for any third party software or applications or any content in the product or integrate, relate or software Customers shall bear the risk for any loss or damage caused by using such software or content in the product, which result from installing software or uploading or downloading the third party media.
Limitation of Damages
Unless prohibited or restricted by applicable law, in no event shall Phicomm (Shanghai) Co., Ltd. be liable for any special, incidental, indirect, or consequential damages, including, but not limited to, loss of profits, revenue, data, goodwill or anticipated savings, regardless of the form of action or theory of liability, to the maximum personal injury to the extent applicable law prohibits such a limitation.
Intellectual Property
Intellectual Property
All company product and service names mentioned herein are trademarks, registered trademarks or trade names of their respective owners.
Copyright
Copyright
Information in this document is protected by applicable law. In