eurofins | Product Service

FCC TEST REPORT

FCC 47 CFR Part 15C
Industry Canada RSS-247

Frequency hopping systems operating within the 2400 – 2483.5 MHz band

Report Reference No.....:	G0M-1503-4620-TFC247BT-V01
Testing Laboratory.....:	Eurofins Product Service GmbH
Address.....:	Storkower Str. 38c 15526 Reichenwalde Germany
Accreditation.....:	A2LA Accredited Testing Laboratory, Certificate No.: 1983.01 FCC Filed Test Laboratory, Reg.-No.: 96970 IC OATS Filing assigned code: 3470A
Applicant's name.....:	BARTEC PIXAVI AS
Address.....:	Domkirkeplassen 2 4006 Stavanger NORWAY
Test specification:	
Standard.....:	47 CFR Part 15C RSS-247, Issue 1, 2015-05 RSS-Gen, Issue 4, 2014-11 ANSI C63.10:2013 ANSI C63.4:2014
Test scope…….....:	complete Radio compliance test
Equipment under test (EUT):	
Product description	Wireless camera (Standard version)
Model No.	OrbitX ST
Additional Model(s)	OrbitX EX
Brand Name(s)	None
Hardware version	Rev 2
Firmware / Software version	478
	FCC-ID: YML-ORBITX IC: 9249A-ORBITX
Test result	**Passed**

Possible test case verdicts:

- neither assessed nor tested .....: N/N
- required by standard but not appl. to test object.....: N/A
- required by standard but not tested.....: N/T
- not required by standard for the test object .....: N/R
- test object does meet the requirement.....: P (Pass)
- test object does not meet the requirement.....: F (Fail)

Testing:

Test Lab Temperature.....: 20 – 23 °C

Test Lab Humidity .....: 32 – 38 %

Date of receipt of test item .....: 2015-04-20

Date (s) of performance of tests .....: 2015-04-27 - 2015-05-05

Compiled by ..... : Christian Weber

Tested by (+ signature)..... : (Responsible for Test) Wilfried Treffke .....W. Treffke.....

Approved by (+ signature) ..... : Christian Weber .....C. Weber.....

Date of issue ..... : 2015-08-04

Total number of pages ..... : 172

General remarks:

The test results presented in this report relate only to the object tested.
The results contained in this report reflect the results for this particular model and serial number. It is the responsibility of the manufacturer to ensure that all production models meet the intent of the requirements detailed within this report.

This report shall not be reproduced, except in full, without the written approval of the Issuing testing laboratory.

Additional comments:

BARTEC PIXAVI

BARTEC PIXAVI Stavanger, Norway April-23-15

Title	**BARTEC PIXAVI OrbitX Model Differences Declaration**
Document ID	PX-ORBITX-Models-DoC
Revision	1
Project	OrbitX
Author	David Wightman
Created	23.04.2015
Last	23.04.2015
Nature of document	~~CONFIDENTIAL~~
Contents	**Contents:** Bartec Pixavi ORBITX RoHS Declaration of Conformity

Revision History

Revision	Date	Change	Revised by
1	23.04.2015		

1

BARTEC PIXAVI

BARTEC PIXAVI Stavanger, Norway April-23-15

BARTEC PIXAVI OrbitX Model Differences Statement

To whom it may concern,

The OrbitX comes in two models, an OrbitX-EX model and an OrbitX-ST model. Both models are identical except for the following differences highlighted below. There are no differences to the radio section between models.

HDMI

The **ST model** includes circuitry to support a Micro-HDMI connection and mechanics to give access to the HDMI port.

The **EX model** uses the same PCB, but does not have the HDMI components populated.



2

BARTEC PIXAVI

SILICON POTTING

The EX model is made for Hazardous areas and therefore is filled with a silicon potting in the following area. The antenna is not enclosed in Silicon.

The ST model is not filled with silicon potting.

Version History

Version	Issue Date	Remarks	Revised by
01	2015-08-04	Initial Release	

REPORT INDEX

1	**EQUIPMENT (TEST ITEM) DESCRIPTION**	**8**
1.1	Photos – Equipment External	9
1.2	Photos – Equipment internal	10
1.3	Photos – Test setup	13
1.4	Supporting Equipment Used During Testing	14
1.5	Test Modes	15
1.6	Test Equipment Used During Testing	17
1.7	Sample emission level calculation	19
2	**RESULT SUMMARY**	**20**
3	**TEST CONDITIONS AND RESULTS**	**21**
3.1	Test Conditions and Results – Occupied Bandwidth	21
3.2	Test Conditions and Results – 20 dB Bandwidth	31
3.3	Test Conditions and Results – Number of hopping frequencies	41
3.4	Test Conditions and Results – Frequency hopping channel separation	45
3.5	Test Conditions and Results – Time of occupancy (Dwell Time)	47
3.6	Test Conditions and Results – Maximum peak conducted power	49
3.7	Test Conditions and Results – AC power line conducted emissions	51
3.8	Test Conditions and Results – Band edge compliance	54
3.9	Test Conditions and Results – Conducted spurious emissions	68
3.10	Test Conditions and Results – Transmitter radiated emissions	79
3.11	Test Conditions and Results – Receiver radiated emissions	83
ANNEX A	Transmitter radiated spurious emissions	85
ANNEX B	Receiver radiated spurious emissions	165

1 Equipment (Test item) Description

Description	Wireless camera (Standard version)	
Model	OrbitX ST	
Additional Model(s)	OrbitX EX	
Brand Name(s)	None	
Serial number	None	
Hardware version	Rev 2	
Software / Firmware version	478	
FCC-ID	YML-ORBITX	
IC	9249A-ORBITX	
Equipment type	End product	
Radio type	Transceiver	
Radio technology	Bluetooth	
Operating frequency range	2402 - 2480 MHz	
Assigned frequency band	2400 - 2483.5 MHz	
Main test frequencies	F_{LOW}	2402 MHz
	F_{MID}	2441 MHz
	F_{HIGH}	2480 MHz
Spreading	FHSS	
Modulations	GFSK, PI/4-DQPSK, 8-PSK	
Number of channels	79 hopping channels at all	
Channel spacing	1 MHz	
Number of antennas	1	
Antenna	Type	integrated
	Model	unspecified
	Manufacturer	Custom
	Gain	0 dBi
Manufacturer	BARTEC PIXAVI AS Domkirkeplassen 2 4006 Stavanger NORWAY	
Power supply	V_{NOM}	3.7 VDC
	V_{MIN}	3.1 VDC
	V_{MIN}	4.2 VDC
AC/DC-Adaptor	Model	GT-41078-0506-0.4-USB
	Vendor	Globtek
	Input	100-240VAC - 50-60Hz
	Output	5.6 V DC

1.1 Photos – Equipment External

EUT TOP

EUT BOTTOM

1.2 Photos – Equipment internal

EUT PCB front I


EUT PCB front II


EUT PCB back I



EUT PCB back II



EUT antenna chassis

EUT antenna



1.3 Photos – Test setup

Test-setup AC Power-line

Test-setup radiated emission



1.4 Supporting Equipment Used During Testing

Product Type*	Device	Manufacturer	Model No.	Comments
AE	Monitor	Samsung	LE22B350F2W	
AE	Laptop	Dell	Latitude E6420	
AE	AC/DC adaptor	Globtec	GT-41078-0506-0.4-USB	
SIM	Bluetooth Tester	R&S	CBT	
AE : Auxiliary/Associated Equipment				

1.5 Test Modes

Mode #	Description	
DH5-Sngl	General conditions:	EUT powered by laboratory power supply.
	Radio conditions:	Mode = standalone transmit Spreading = Hopping stopped (single hopping channel) Modulation = GFSK Packet type = DH5 Data rate = 1 Mbps Duty cycle = 78 % Power level = Maximum
2DH5-Sngl	General conditions:	EUT powered by laboratory power supply.
	Radio conditions:	Mode = standalone transmit Spreading = Hopping stopped (single hopping channel) Modulation = π/4-DQPSK Packet type = 2DH5 Data rate = 2 Mbps Duty cycle = 78 % Power level = Maximum
3DH5-Sngl	General conditions:	EUT powered by laboratory power supply.
	Radio conditions:	Mode = standalone transmit Spreading = Hopping stopped (single hopping channel) Modulation = 8-DPSK Packet type = 3DH5 Data rate = 3 Mbps Duty cycle = 78 % Power level = Maximum
DH5-Hop	General conditions:	EUT powered by laboratory power supply.
	Radio conditions:	Mode = standalone transmit Spreading = Hopping Modulation = GFSK Packet type = DH5 Data rate = 1 Mbps Duty cycle = 78 % Power level = Maximum

2DH5-Hop	General conditions:	EUT powered by laboratory power supply.
	Radio conditions:	Mode = standalone transmit Spreading = Hopping Modulation = π/4-DQPSK Packet type = 2DH5 Data rate = 2 Mbps Duty cycle = 78 % Power level = Maximum
3DH5-Hop	General conditions:	EUT powered by laboratory power supply.
	Radio conditions:	Mode = standalone transmit Spreading = Hopping Modulation = 8-DPSK Packet type = 3DH5 Data rate = 3 Mbps Duty cycle = 78 % Power level = Maximum
Receive	General conditions:	EUT powered by laboratory power supply.
	Radio conditions:	Mode = standalone receive Spreading = Hopping
AC-Powerline	General conditions:	EUT powered by commercial AC/DC-Adapter
	Radio conditions:	Mode = standalone transmit Spreading = Hopping Power level = Maximum

1.6 Test Equipment Used During Testing

Measurement Software			
Description	Manufacturer	Name	Version
EMC Test Software	Dare Instruments	Radimation	2014.1.15

20dB Bandwidth					
Description	Manufacturer	Model	Identifier	Cal. Date	Cal. Due
Spectrum Analyzer	R&S	FSP 30	EF00312	2015-02	2016-02

Number of hopping frequencies					
Description	Manufacturer	Model	Identifier	Cal. Date	Cal. Due
Spectrum Analyzer	R&S	FSP 30	EF00312	2015-02	2016-02

Time of occupancy					
Description	Manufacturer	Model	Identifier	Cal. Date	Cal. Due
Spectrum Analyzer	R&S	FSP 30	EF00312	2015-02	2016-02

Maximum peak conducted power					
Description	Manufacturer	Model	Identifier	Cal. Date	Cal. Due
Spectrum Analyzer	R&S	FSP 30	EF00312	2015-02	2016-02

Band edge compliance					
Description	Manufacturer	Model	Identifier	Cal. Date	Cal. Due
Spectrum Analyzer	R&S	FSP 30	EF00312	2015-02	2016-02

Conducted spurious emissions					
Description	Manufacturer	Model	Identifier	Cal. Date	Cal. Due
Spectrum Analyzer	R&S	FSP 30	EF00312	2015-02	2016-02

Radiated spurious emissions					
Description	Manufacturer	Model	Identifier	Cal. Date	Cal. Due
Semi-anechoic chamber	Frankonia	AC 1	EF00062	-	-
Spectrum Analyzer	R&S	FSIQ26	EF00242	2015-04	2016-04
Biconical Antenna	R&S	HK 116	EF00012	2013-02	2016-02
LPD Antenna	R&S	HL 223	EF00187	2014-03	2017-03
LPD Antenna	R&S	HL 025	EF00327	2013-02	2016-02

AC powerline conducted emissions					
Description	Manufacturer	Model	Identifier	Cal. Date	Cal. Due
AMN	R&S	ESH2-Z5	EF00182	2014-11	2016-11
EMI Test Receiver	R&S	ESCS 30	EF00295	2014-10	2015-10

1.7 Sample emission level calculation

The following is a description of terms and a sample calculation, as appears in the radiated emissions data table. The numbers used in the calculation are for example only. There is no direct correlation to the specific data taken for the product described in this document:

Reading:

This is the reading obtained on the spectrum analyzer in dBµV. Any external preamplifiers used are taken into account through internal analyzer settings.

A.F.:

This is the antenna factor for the receiving antenna. It is a conversion factor, which converts electric fields strengths to voltages, which can be measured directly on the spectrum analyzer. It is treated as a loss in dB. Cable losses have been included with the A.F. to simplify the calculations. The antenna factor is used in calculations as follows:

Reading on Analyzer (dBµV) + A.F. (dB) = Net field strength (dBµV/m)

Net:

This is the net field strength measurement (as shown above).

Limit:

This is the FCC Class B radiated emission limit (in units of dBµV/m). The FCC limits are given in units of µV/m. The following formula is used to convert the units of µV/m to dBµV/m:

Limit (dBµV/m) = 20*log (µV/m)

Margin:

This is the margin of compliance below the FCC limit. The units are given in dB. A negative margin indicates the emission was below the limit. A positive margin indicates that the emission exceeds the limit.

Example only:

Reading	+	AF	=	Net Reading	:	Net reading - FCC limit = Margin
21.5 dBµV	+	26 dB	=	47.5 dBµV/m	:	47.5 dBµV/m - 57.0 dBµV/m = -9.5 dB

2 Result Summary

FCC 47 CFR Part 15C, IC RSS-210				
Product Specific Standard Section	**Requirement – Test**	**Reference Method**	**Result**	**Remarks**
RSS-Gen 6.6	Occupied Bandwidth	ANSI C63.10	N/R	Informational only
FCC § 15.247(a)(1) IC RSS-247 § 5.1	20 dB Bandwidth	ANSI C63.10	PASS	
FCC § 15.247(a)(1)(iii) IC RSS-247 § 5.1	Number of hopping frequencies	ANSI C63.10	PASS	
FCC § 15.247(a)(1) IC RSS-247 § 5.1	Frequency hopping channel separation	ANSI C63.10	PASS	
FCC § 15.247(a)(1)(iii) IC RSS-247 § 5.1	Time of occupancy (Dwell time)	ANSI C63.10	PASS	
FCC § 15.247(b)(1) IC RSS-247 § 5.4	Maximum peak conducted power	ANSI C63.10	PASS	
47 CFR 15.207 IC RSS-247 § 3.1	AC power line conducted emissions	ANSI C63.4	PASS	
FCC § 15.247(d) IC RSS-247 § 5.5	Band edge compliance	ANSI C63.10	PASS	
FCC § 15.247(d) IC RSS-247 § 5.5	Conducted spurious emissions	ANSI C63.10	PASS	
FCC § 15.247(d) FCC § 15.209 IC RSS-247 § 5.5	Transmitter radiated spurious emissions	ANSI C63.10	PASS	
IC RSS-247 § 3.1	Receiver radiated spurious emissions	ANSI C63.10	PASS	
Remarks:				

3 Test Conditions and Results

3.1 Test Conditions and Results – Occupied Bandwidth

Occupied Bandwidth acc. IC RSS-Gen	**Verdict: PASS**
Test according to measurement reference	Reference Method
	ANSI C63.10
Test frequency range	Tested frequencies
	F_{LOW} / F_{MID} / F_{HIGH}

Limits

None (Informational only)

Test setup

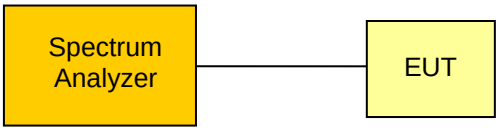

Test procedure

1. EUT set to test mode (Communication tester is used if needed)
2. Span set to at least twice the emission spectrum
3. Resolution bandwidth set to 1 % of span
4. Occupied Bandwidth (99 %) measurement with spectrum analyzer built in measurement function

Test results

Channel	Frequency [MHz]	Mode	Occupied Bandwidth [kHz]
F_{LOW}	2402	DH5-Sngl	925
F_{MID}	2441	DH5-Sngl	925
F_{HIGH}	2480	DH5-Sngl	922.5
F_{LOW}	2402	2DH5-Sngl	1230
F_{MID}	2441	2DH5-Sngl	1232.5
F_{HIGH}	2480	2DH5-Sngl	1235
F_{LOW}	2402	3DH5-Sngl	1240
F_{MID}	2441	3DH5-Sngl	1240
F_{HIGH}	2480	3DH5-Sngl	1247.5

Comments:

Occupied Bandwidth – DH5-Sngl F_{LOW}

Occupied Bandwidth acc. to RSS-Gen

Project Number: G0M-1503-4620

Applicant:	Bartec-Pixavi AS
EUT Name:	Wireless camera (Standard version)
Model:	OrbitX ST
Test Site:	Eurofins Product Service GmbH
Operator:	M. Handrik
Test Conditions:	Tnom / Vnom
Mode:	Tx, GFSK, 2402 MHz, modulated
Test Date:	2015-04-29
Verdict:	NONE (INFORMATION ONLY)
Note 1:	A spectrum analyzer with an integrated 99% power bandwidth function is used
Note 2:	conducted measurement

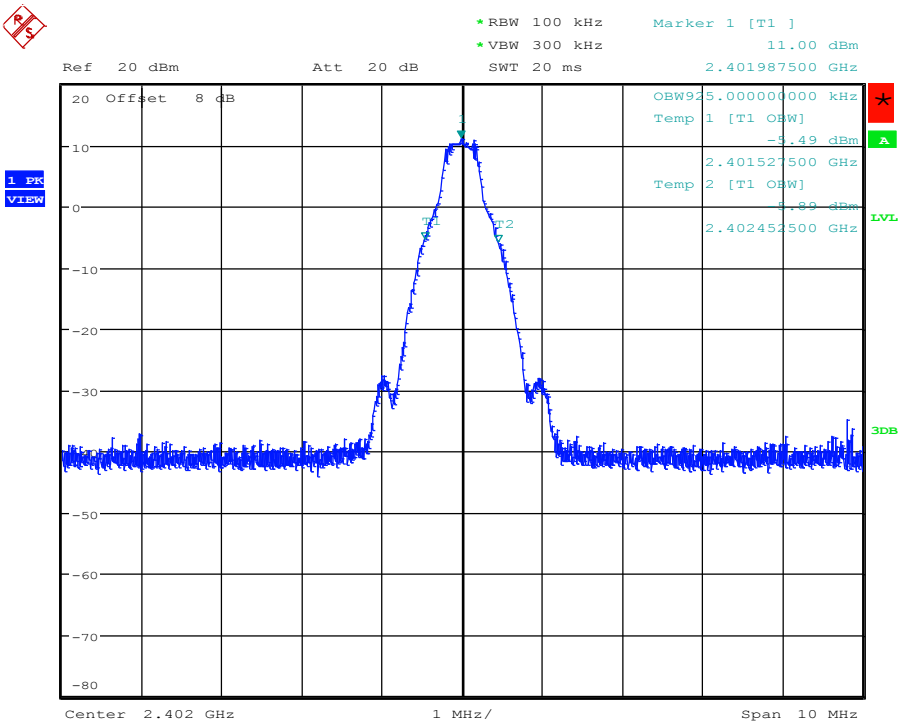

Occupied bandwidth: 925 KHz

Date: 29.APR.2015 11:30:12

Occupied Bandwidth – DH5-Sngl F_{MID}

Occupied Bandwidth acc. to RSS-Gen

Project Number: G0M-1503-4620

Applicant:	Bartec-Pixavi AS
EUT Name:	Wireless camera (Standard version)
Model:	OrbitX ST
Test Site:	Eurofins Product Service GmbH
Operator:	M. Handrik
Test Conditions:	Tnom / Vnom
Mode:	Tx, GFSK, 2441 MHz, modulated
Test Date:	2015-04-29
Verdict:	NONE (INFORMATION ONLY)
Note 1:	A spectrum analyzer with an integrated 99% power bandwidth function is used
Note 2:	conducted measurement

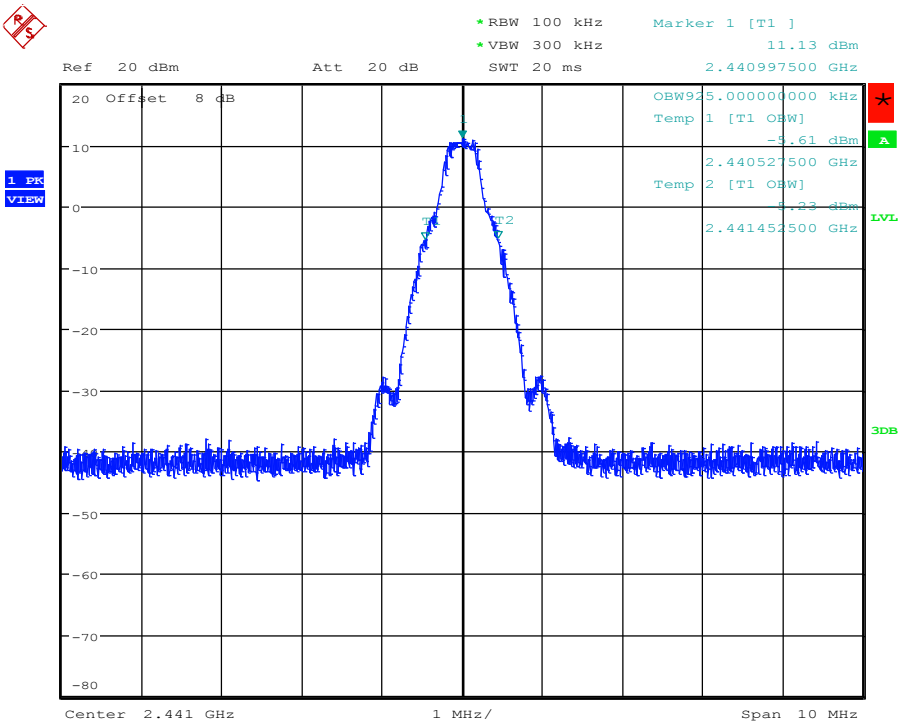

Occupied bandwidth: 925 KHz

Date: 29.APR.2015 11:32:43

Occupied Bandwidth – DH5-Sngl F_{HIGH}

Occupied Bandwidth acc. to RSS-Gen

Project Number: G0M-1503-4620

Applicant:	Bartec-Pixavi AS
EUT Name:	Wireless camera (Standard version)
Model:	OrbitX ST
Test Site:	Eurofins Product Service GmbH
Operator:	M. Handrik
Test Conditions:	Tnom / Vnom
Mode:	Tx, GFSK, 2480 MHz, modulated
Test Date:	2015-04-29
Verdict:	NONE (INFORMATION ONLY)
Note 1:	A spectrum analyzer with an integrated 99% power bandwidth function is used
Note 2:	conducted measurement

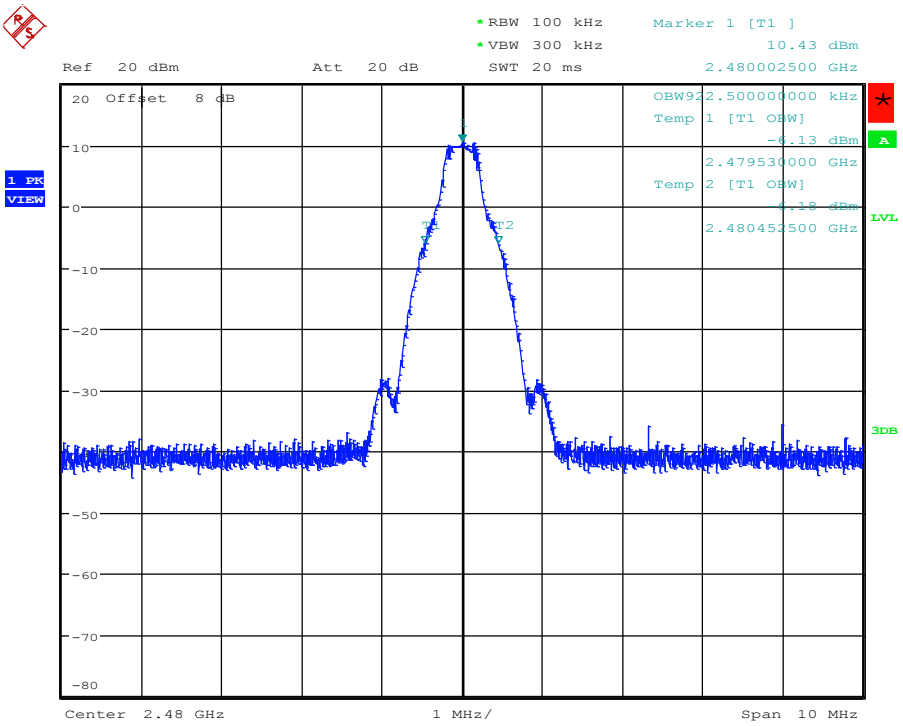

Occupied bandwidth: 922.5 KHz

Date: 29.APR.2015 11:33:49

Occupied Bandwidth – 2-DH5-Sngl F_{LOW}

Occupied Bandwidth acc. to RSS-Gen

Project Number: G0M-1503-4620

Applicant:	Bartec-Pixavi AS
EUT Name:	Wireless camera (Standard version)
Model:	OrbitX ST
Test Site:	Eurofins Product Service GmbH
Operator:	M. Handrik
Test Conditions:	Tnom / Vnom
Mode:	Tx, PI/4-DQPSK, 2402 MHz, modulated
Test Date:	2015-04-29
Verdict:	NONE (INFORMATION ONLY)
Note 1:	A spectrum analyzer with an integrated 99% power bandwidth function is used
Note 2:	conducted measurement

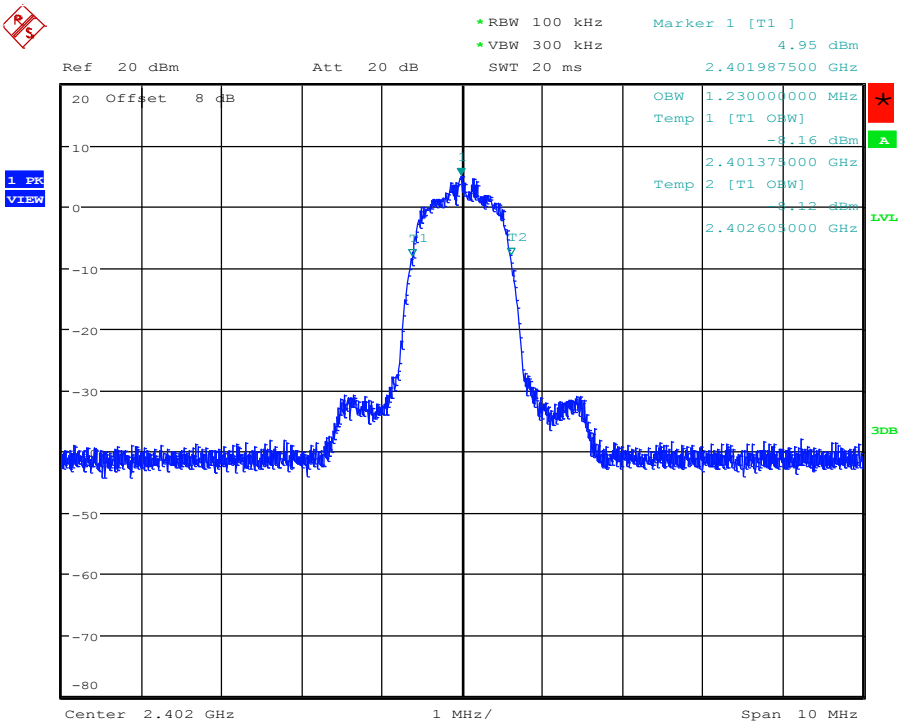

Occupied bandwidth: 1230 KHz

Date: 29.APR.2015 11:37:38

Occupied Bandwidth – 2-DH5-Sngl F_{MID}

Occupied Bandwidth acc. to RSS-Gen

Project Number: G0M-1503-4620

Applicant:	Bartec-Pixavi AS
EUT Name:	Wireless camera (Standard version)
Model:	OrbitX ST
Test Site:	Eurofins Product Service GmbH
Operator:	M. Handrik
Test Conditions:	Tnom / Vnom
Mode:	Tx, PI/4-DQPSK, 2441 MHz, modulated
Test Date:	2015-04-29
Verdict:	NONE (INFORMATION ONLY)
Note 1:	A spectrum analyzer with an integrated 99% power bandwidth function is used
Note 2:	conducted measurement

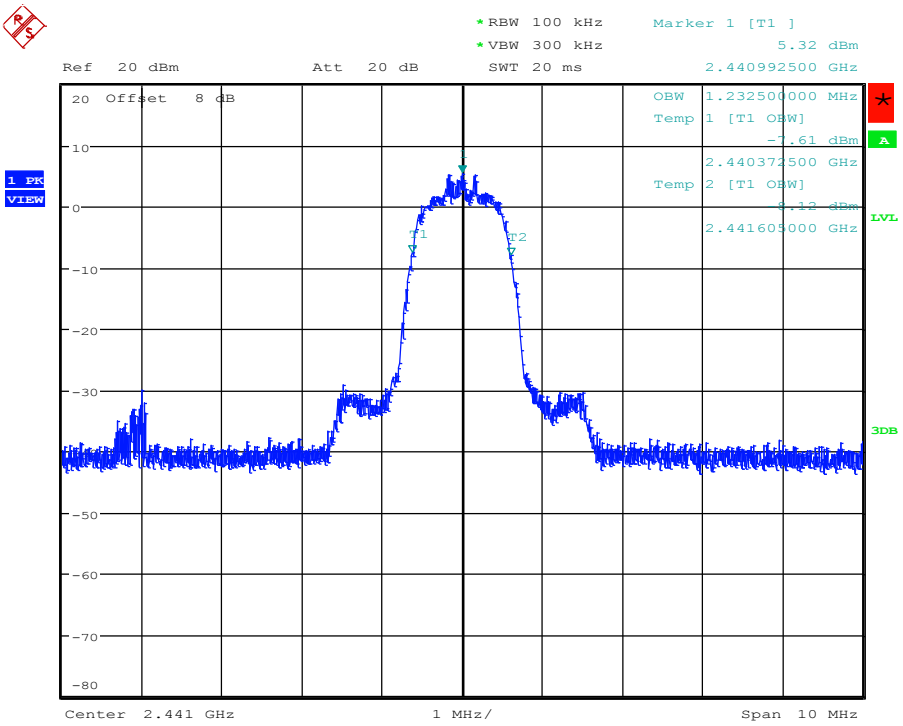

Occupied bandwidth: 1232.5 KHz

Date: 29.APR.2015 11:36:28

Occupied Bandwidth – 2-DH5-Sngl F_{HIGH}

Occupied Bandwidth acc. to RSS-Gen

Project Number: G0M-1503-4620

Applicant:	Bartec-Pixavi AS
EUT Name:	Wireless camera (Standard version)
Model:	OrbitX ST
Test Site:	Eurofins Product Service GmbH
Operator:	M. Handrik
Test Conditions:	Tnom / Vnom
Mode:	Tx, PI/4-DQPSK, 2480 MHz, modulated
Test Date:	2015-04-29
Verdict:	NONE (INFORMATION ONLY)
Note 1:	A spectrum analyzer with an integrated 99% power bandwidth function is used
Note 2:	conducted measurement

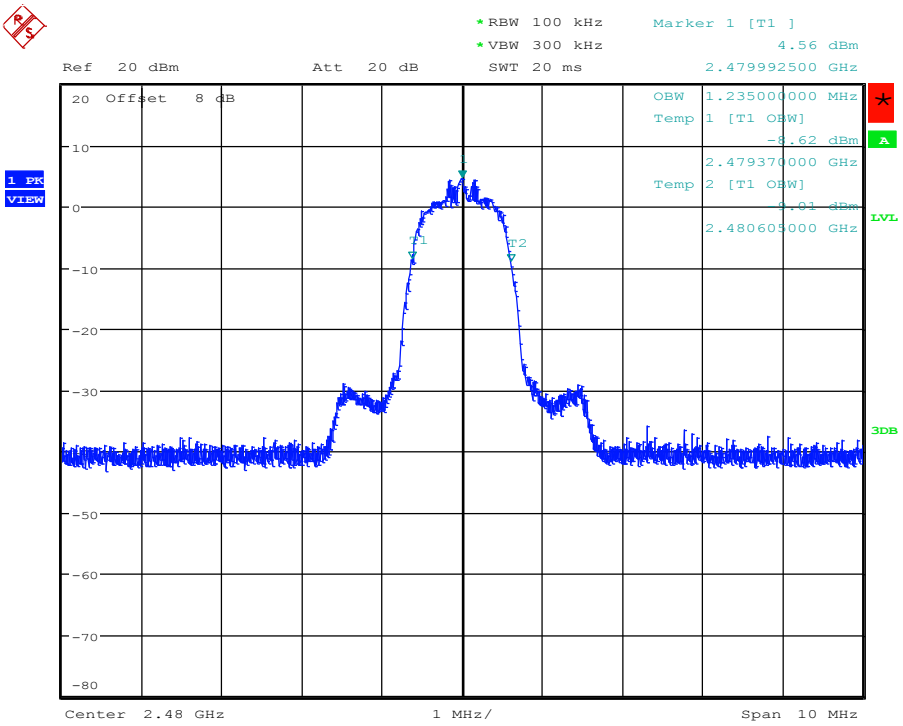

Occupied bandwidth: 1235 KHz

Date: 29.APR.2015 11:35:13

Occupied Bandwidth – 3-DH5-Sngl F_{LOW}

Occupied Bandwidth acc. to RSS-Gen

Project Number: G0M-1503-4620

Applicant:	Bartec-Pixavi AS
EUT Name:	Wireless camera (Standard version)
Model:	OrbitX ST
Test Site:	Eurofins Product Service GmbH
Operator:	M. Handrik
Test Conditions:	Tnom / Vnom
Mode:	Tx, 8-DPSK, 2402 MHz, modulated
Test Date:	2015-04-29
Verdict:	NONE (INFORMATION ONLY)
Note 1:	A spectrum analyzer with an integrated 99% power bandwidth function is used
Note 2:	conducted measurement

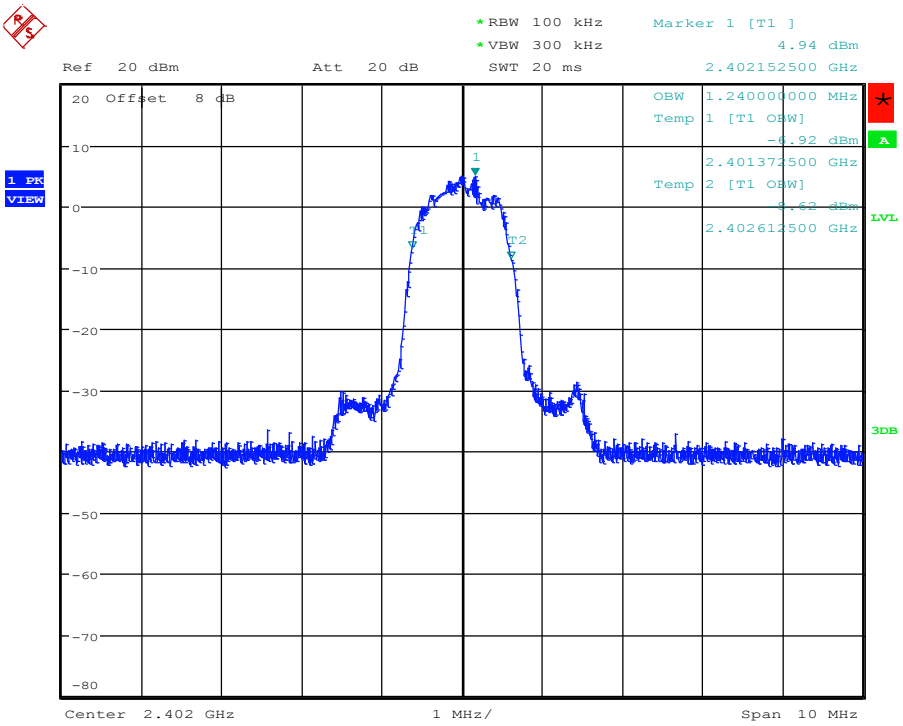

Occupied bandwidth: 1240 KHz

Date: 29.APR.2015 11:39:24

Occupied Bandwidth – 3-DH5-Sngl F_{MID}

Occupied Bandwidth acc. to RSS-Gen

Project Number: G0M-1503-4620

Applicant:	Bartec-Pixavi AS
EUT Name:	Wireless camera (Standard version)
Model:	OrbitX ST
Test Site:	Eurofins Product Service GmbH
Operator:	M. Handrik
Test Conditions:	Tnom / Vnom
Mode:	Tx, 8-DPSK, 2441 MHz, modulated
Test Date:	2015-04-29
Verdict:	NONE (INFORMATION ONLY)
Note 1:	A spectrum analyzer with an integrated 99% power bandwidth function is used
Note 2:	conducted measurement

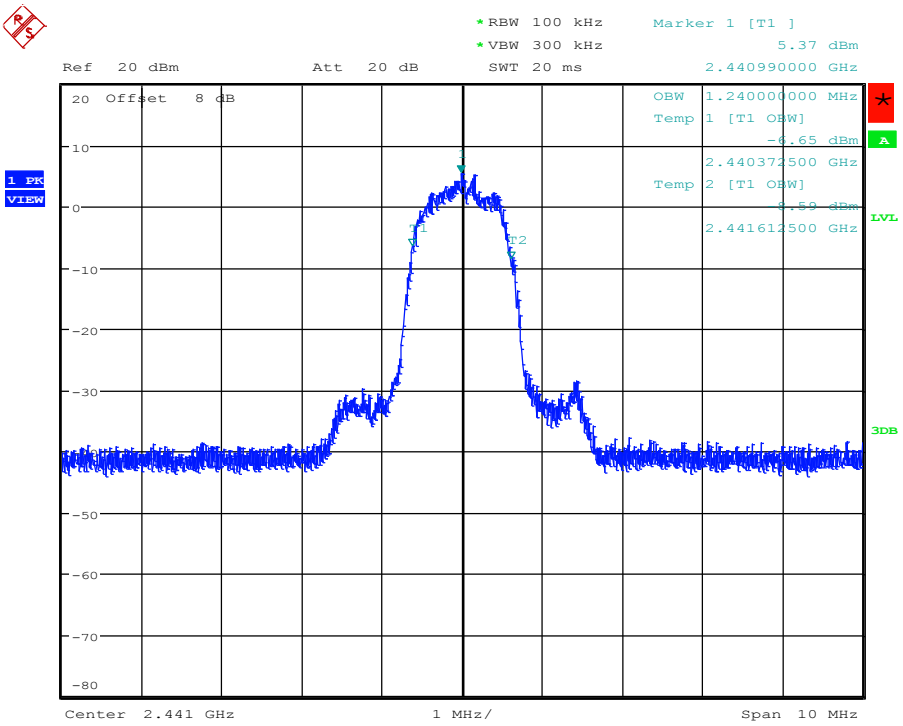

Occupied bandwidth: 1240 KHz

Date: 29.APR.2015 11:40:55

Occupied Bandwidth – 3-DH5-Sngl F_{HIGH}

Occupied Bandwidth acc. to RSS-Gen

Project Number: G0M-1503-4620

Applicant:	Bartec-Pixavi AS
EUT Name:	Wireless camera (Standard version)
Model:	OrbitX ST
Test Site:	Eurofins Product Service GmbH
Operator:	M. Handrik
Test Conditions:	Tnom / Vnom
Mode:	Tx, 8-DPSK, 2480 MHz, modulated
Test Date:	2015-04-29
Verdict:	NONE (INFORMATION ONLY)
Note 1:	A spectrum analyzer with an integrated 99% power bandwidth function is used
Note 2:	conducted measurement

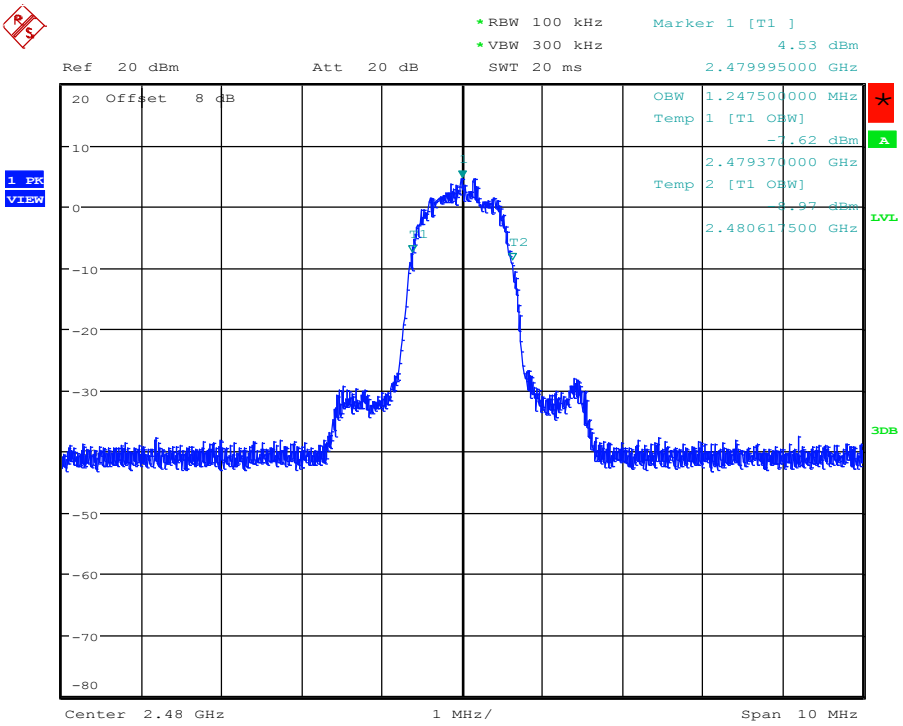

Occupied bandwidth: 1247.5 KHz

Date: 29.APR.2015 11:41:53

3.2 Test Conditions and Results – 20 dB Bandwidth

20 dB Bandwidth acc. FCC 15.247 / IC RSS-247	**Verdict: PASS**
EUT requirement rule parts and clause	Reference
	FCC 15.247(a)(1) / IC RSS-247 5.1
Test according to measurement reference	Reference Method
	ANSI C63.10
Test frequency range	Tested frequencies
	F_{LOW} / F_{MID} / F_{HIGH}

Limits

Limit	Condition
1.5 · Carrier spacing	Output power ≤ 125 mW / 21 dBm
1.0 · Carrier spacing	125 mW / 21 dBm < Output power ≤ 1 W / 30 dBm

Test setup

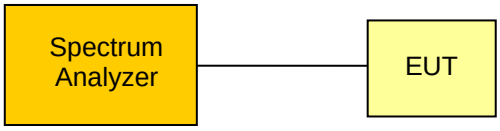

Test procedure

1. EUT set to test mode (Communication tester is used if needed)
2. Span set to at least twice the emission spectrum
3. Detector set to peak and max hold
4. Envelope peak value of emission spectrum is selected
5. Marker on envelope of spectrum is set to level of -20 dB to the left of the peak
6. Marker on envelope of spectrum is set to level of -20 dB to the right of the peak
7. 20dB Bandwidth is determined by marker frequency separation

Test results

Channel	Frequency [MHz]	Mode	20 dB Bandwidth [MHz]	Limit [MHz]	Result
F_{LOW}	2402	DH5-Sngl	0.918	1.5	PASS
F_{MID}	2441	DH5-Sngl	0.917	1.5	PASS
F_{HIGH}	2480	DH5-Sngl	0.918	1.5	PASS
F_{LOW}	2402	2DH5-Sngl	1.313	1.5	PASS
F_{MID}	2441	2DH5-Sngl	1.310	1.5	PASS
F_{HIGH}	2480	2DH5-Sngl	1.312	1.5	PASS
F_{LOW}	2402	3DH5-Sngl	1.287	1.5	PASS
F_{MID}	2441	3DH5-Sngl	1.263	1.5	PASS
F_{HIGH}	2480	3DH5-Sngl	1.279	1.5	PASS

Comments:

20 dB Bandwidth – DH5-Sngl F_{Low}

20 dB Bandwidth acc. to FCC 15.247

Project Number: G0M-1503-4620

Applicant:	Bartec-Pixavi AS
EUT Name:	Wireless camera (Standard version)
Model:	OrbitX ST
Test Site:	Eurofins Product Service GmbH
Operator:	M. Handrik
Test Conditions:	Tnom / Vnom
Mode:	Tx, BT, GFSK, 2402 MHz, modulated
Test Date:	2015-04-29
Verdict:	PASS
Note 1:	FCC part 15 section 247 (a)

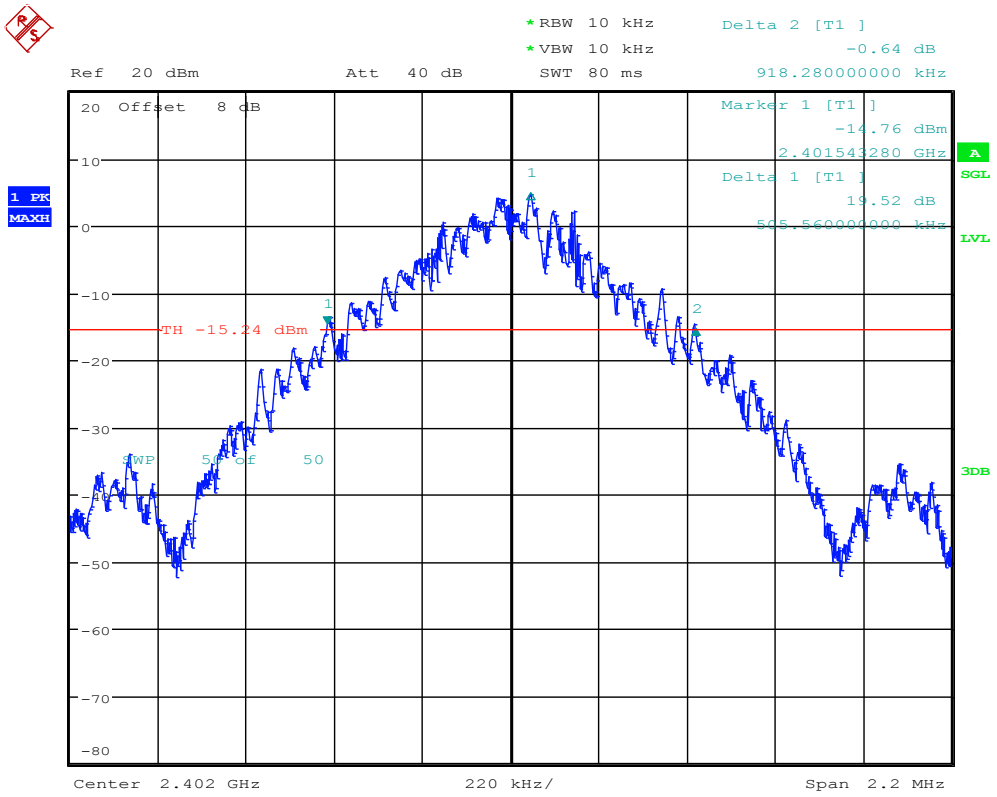

20 dB Bandwidth – DH5-Sngl F_{MID}

20 dB Bandwidth acc. to FCC 15.247

Project Number: G0M-1503-4620

Applicant:	Bartec-Pixavi AS
EUT Name:	Wireless camera (Standard version)
Model:	OrbitX ST
Test Site:	Eurofins Product Service GmbH
Operator:	M. Handrik
Test Conditions:	Tnom / Vnom
Mode:	Tx, BT, GFSK, 2441 MHz, modulated
Test Date:	2015-04-29
Verdict:	PASS
Note 1:	FCC part 15 section 247 (a)

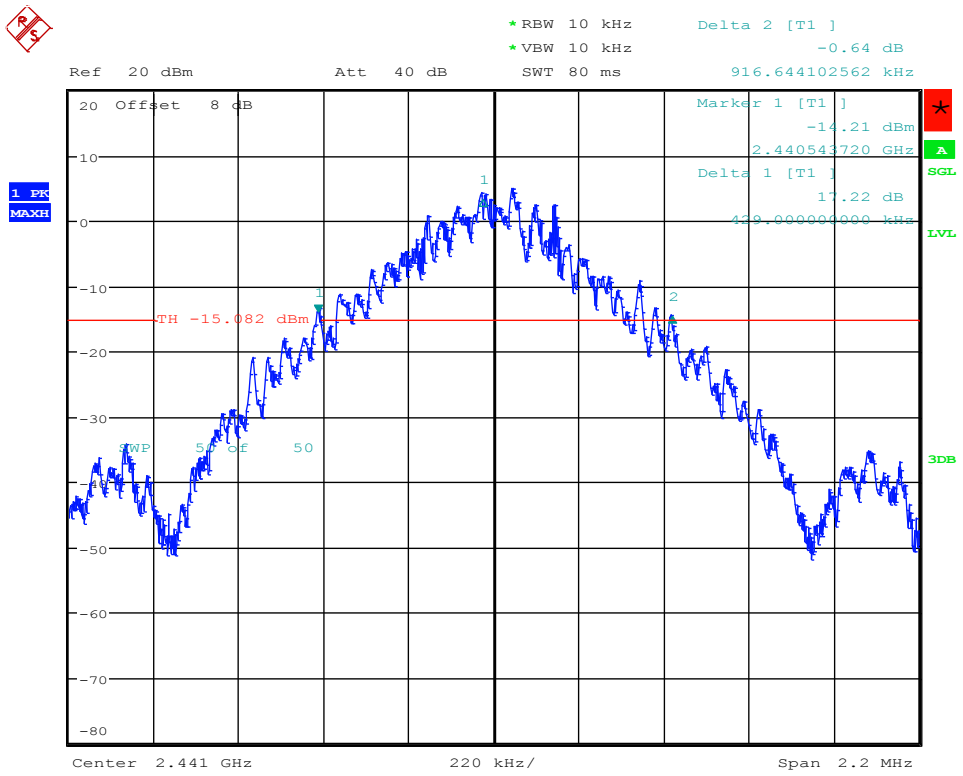

Date: 29.APR.2015 11:51:27

20 dB Bandwidth – DH5-Sngl F_{HIGH}

20 dB Bandwidth acc. to FCC 15.247

Project Number: G0M-1503-4620

Applicant:	Bartec-Pixavi AS
EUT Name:	Wireless camera (Standard version)
Model:	OrbitX ST
Test Site:	Eurofins Product Service GmbH
Operator:	M. Handrik
Test Conditions:	Tnom / Vnom
Mode:	Tx, BT, GFSK, 2480 MHz, modulated
Test Date:	2015-04-29
Verdict:	PASS
Note 1:	FCC part 15 section 247 (a)

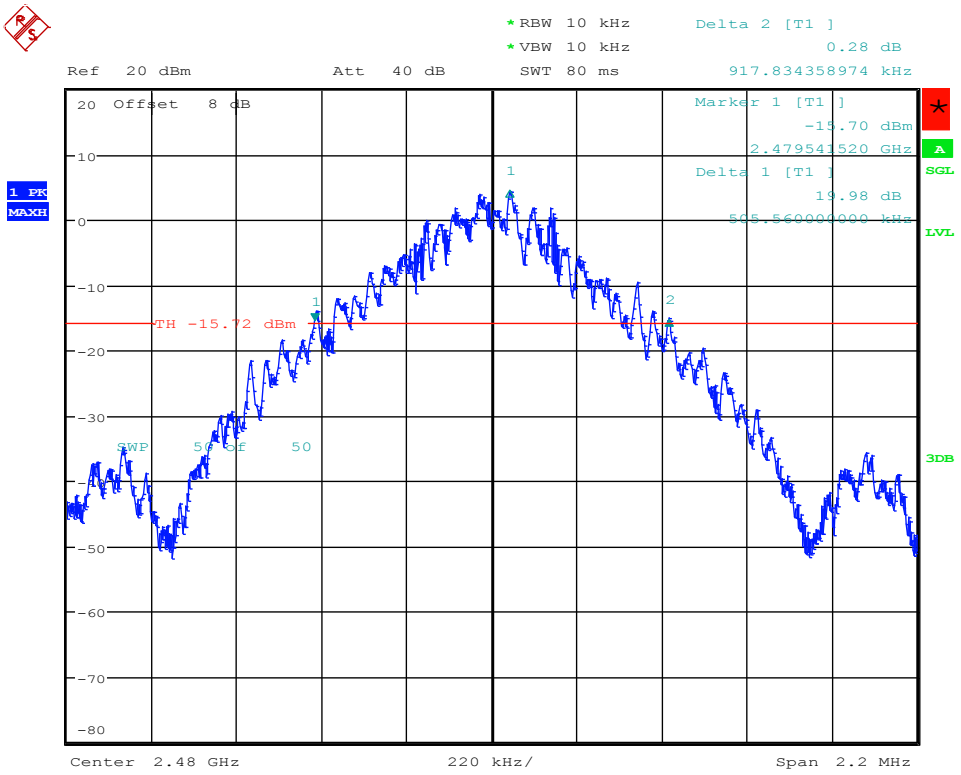

Date: 29.APR.2015 11:53:07

20 dB Bandwidth – 2-DH5-Sngl F_{LOW}

20 dB Bandwidth acc. to FCC 15.247

Project Number: G0M-1503-4620

Applicant:	Bartec-Pixavi AS
EUT Name:	Wireless camera (Standard version)
Model:	OrbitX ST
Test Site:	Eurofins Product Service GmbH
Operator:	M. Handrik
Test Conditions:	Tnom / Vnom
Mode:	Tx, BT, PI/4-DQPSK, 2402 MHz, modulated
Test Date:	2015-04-29
Verdict:	PASS
Note 1:	FCC part 15 section 247 (a)

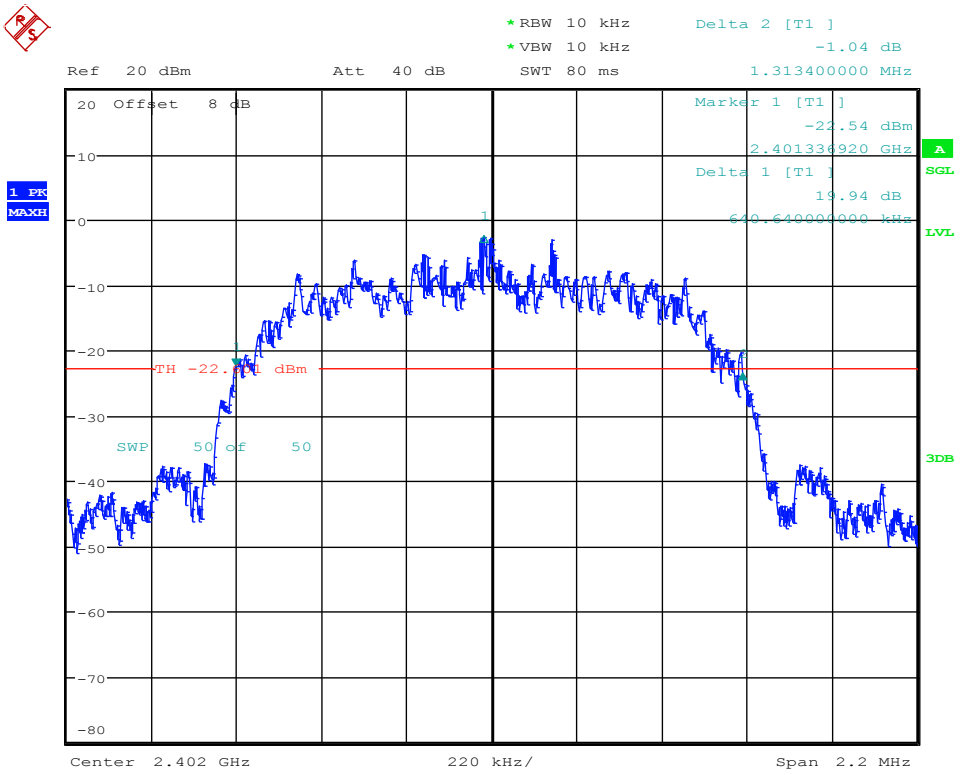

Date: 29.APR.2015 11:55:12

20 dB Bandwidth – 2-DH5-Sngl F_{MID}

20 dB Bandwidth acc. to FCC 15.247

Project Number: G0M-1503-4620

Applicant:	Bartec-Pixavi AS
EUT Name:	Wireless camera (Standard version)
Model:	OrbitX ST
Test Site:	Eurofins Product Service GmbH
Operator:	M. Handrik
Test Conditions:	Tnom / Vnom
Mode:	Tx, BT, PI/4-DQPSK, 2441 MHz, modulated
Test Date:	2015-04-29
Verdict:	PASS
Note 1:	FCC part 15 section 247 (a)

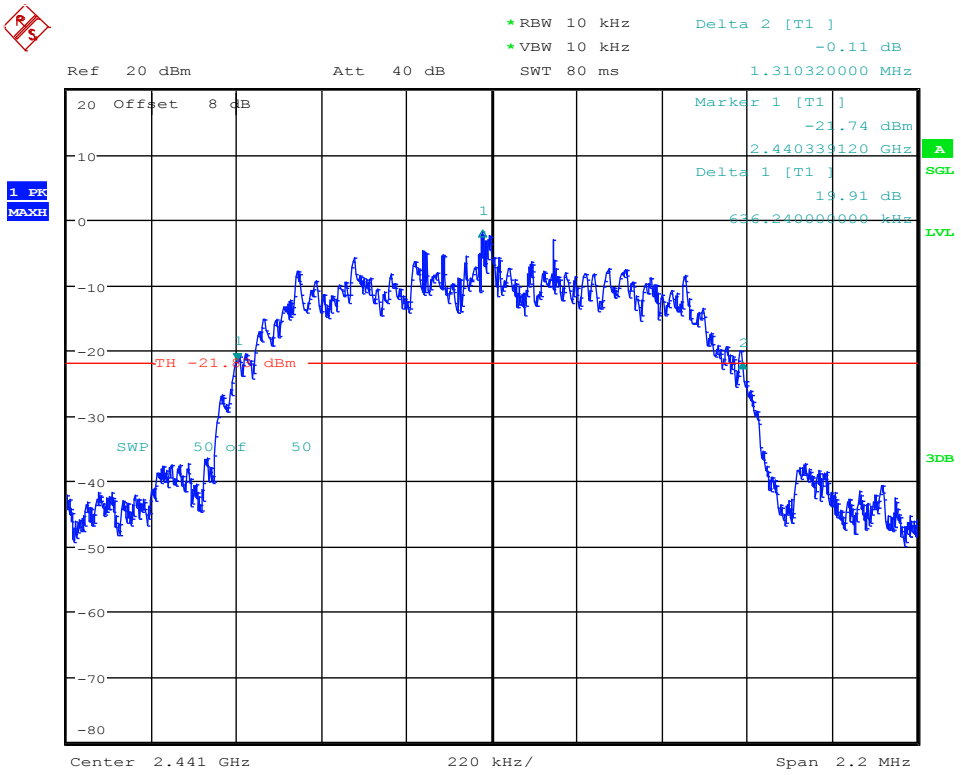

Date: 29.APR.2015 11:56:16

20 dB Bandwidth – 2-DH5-Sngl F_{HIGH}

20 dB Bandwidth acc. to FCC 15.247

Project Number: G0M-1503-4620

Applicant:	Bartec-Pixavi AS
EUT Name:	Wireless camera (Standard version)
Model:	OrbitX ST
Test Site:	Eurofins Product Service GmbH
Operator:	M. Handrik
Test Conditions:	Tnom / Vnom
Mode:	Tx, BT, PI/4-DQPSK, 2480 MHz, modulated
Test Date:	2015-04-29
Verdict:	PASS
Note 1:	FCC part 15 section 247 (a)

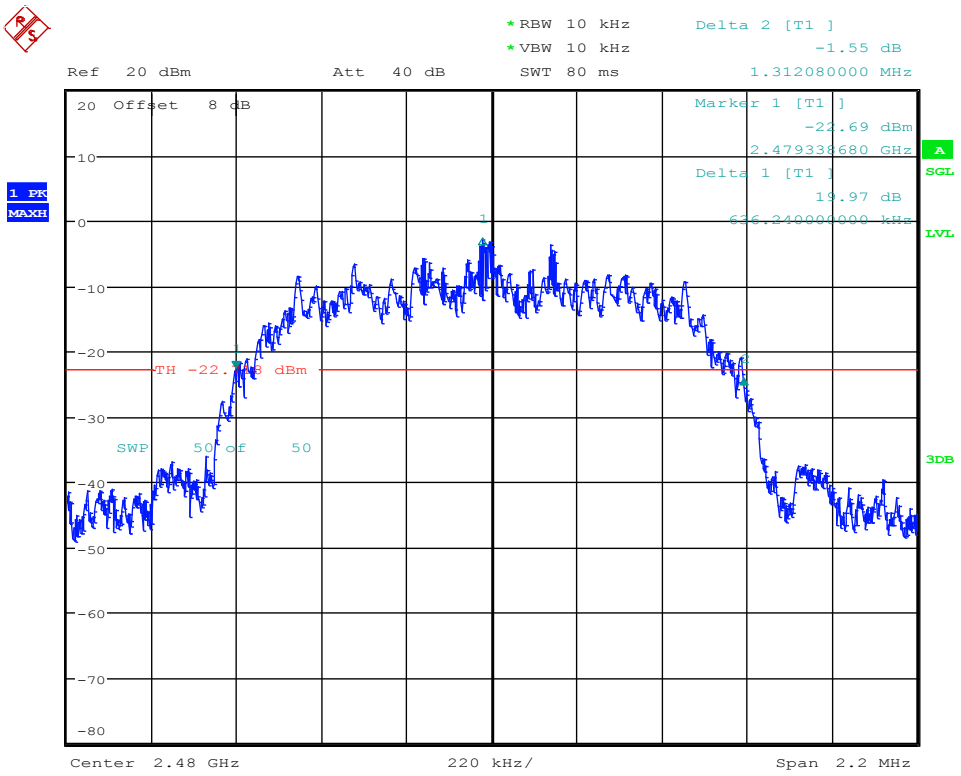

Date: 29.APR.2015 11:57:18

20 dB Bandwidth – 3-DH5-Sngl F_{LOW}

20 dB Bandwidth acc. to FCC 15.247

Project Number: G0M-1503-4620

Applicant:	Bartec-Pixavi AS
EUT Name:	Wireless camera (Standard version)
Model:	OrbitX ST
Test Site:	Eurofins Product Service GmbH
Operator:	M. Handrik
Test Conditions:	Tnom / Vnom
Mode:	Tx, BT, 8-DPSK, 2402 MHz, modulated
Test Date:	2015-04-29
Verdict:	PASS
Note 1:	FCC part 15 section 247 (a)

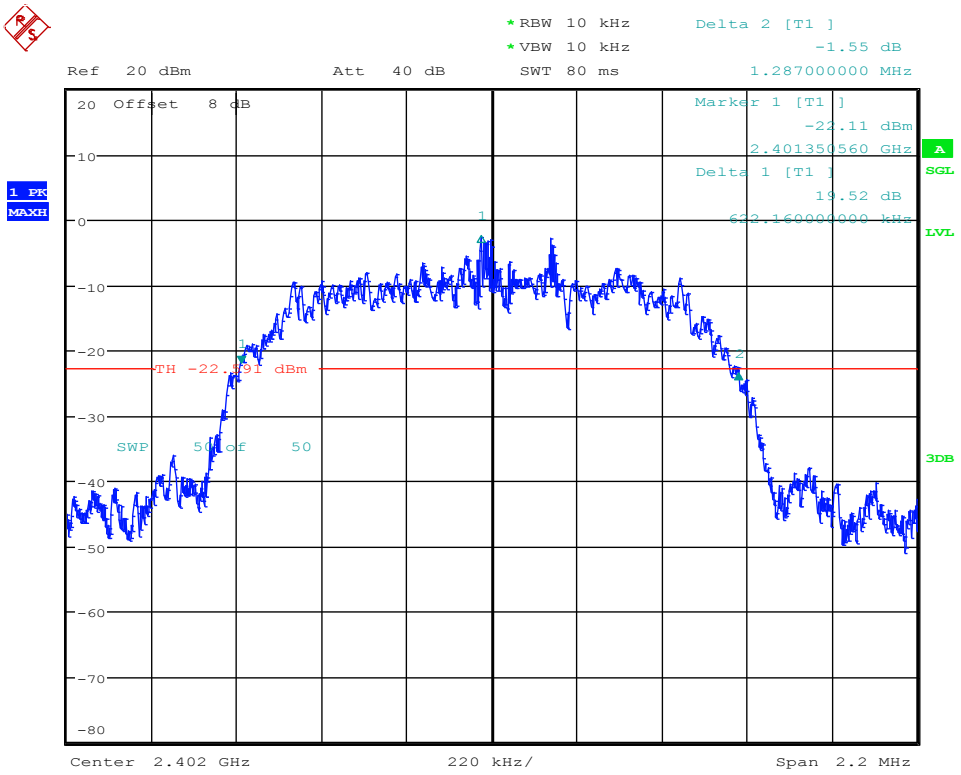

Date: 29.APR.2015 11:58:39

20 dB Bandwidth – 3-DH5-Sngl F_{MID}

20 dB Bandwidth acc. to FCC 15.247

Project Number: G0M-1503-4620

Applicant:	Bartec-Pixavi AS
EUT Name:	Wireless camera (Standard version)
Model:	OrbitX ST
Test Site:	Eurofins Product Service GmbH
Operator:	M. Handrik
Test Conditions:	Tnom / Vnom
Mode:	Tx, BT, 8-DPSK, 2441 MHz, modulated
Test Date:	2015-04-29
Verdict:	PASS
Note 1:	FCC part 15 section 247 (a)

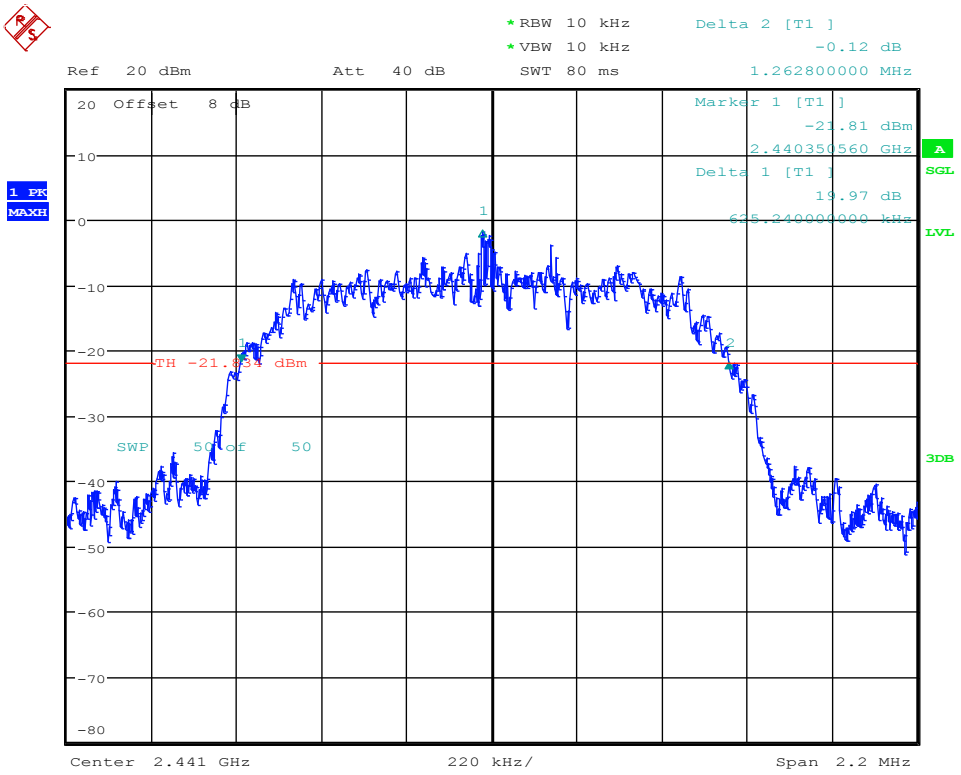

Date: 29.APR.2015 12:00:17

20 dB Bandwidth – 3-DH5-Sngl F_{HIGH}

20 dB Bandwidth acc. to FCC 15.247

Project Number: G0M-1503-4620

Applicant:	Bartec-Pixavi AS
EUT Name:	Wireless camera (Standard version)
Model:	OrbitX ST
Test Site:	Eurofins Product Service GmbH
Operator:	M. Handrik
Test Conditions:	Tnom / Vnom
Mode:	Tx, BT, 8-DPSK, 2480 MHz, modulated
Test Date:	2015-04-29
Verdict:	PASS
Note 1:	FCC part 15 section 247 (a)

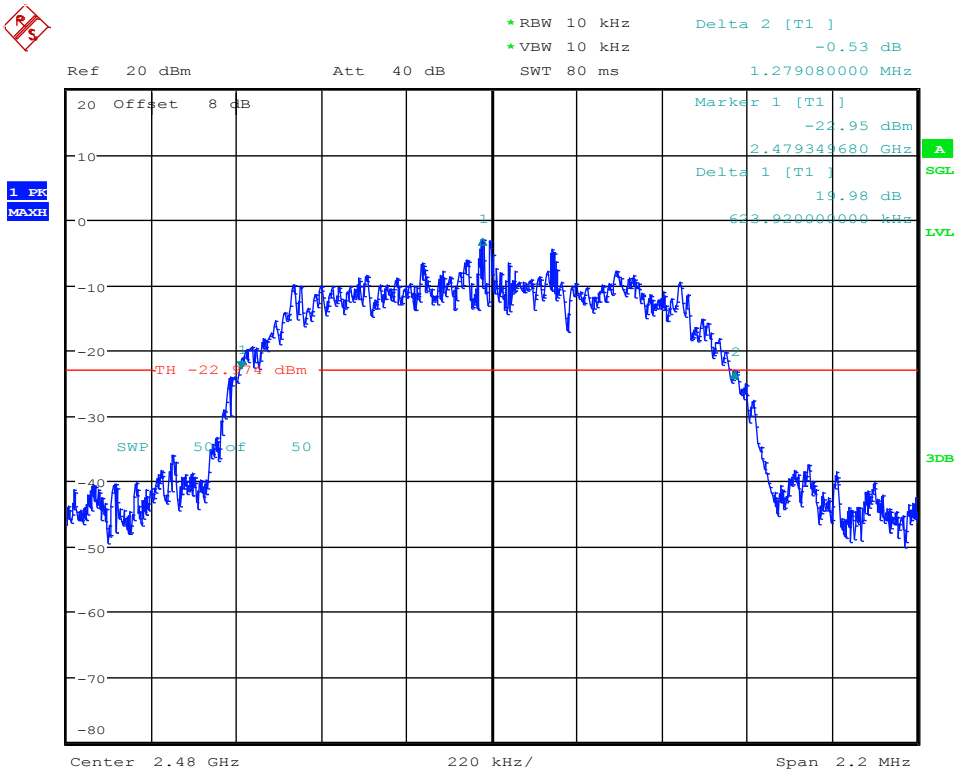

Date: 29.APR.2015 12:01:23

3.3 Test Conditions and Results – Number of hopping frequencies

Number of hopping frequencies acc. FCC 15.247 / IC RSS-247	**Verdict: PASS**
EUT requirement rule parts and clause	Reference
	FCC 15.247(a)(1)(iii) / IC RSS-247 5.1
Test according to measurement reference	Reference Method
	ANSI C63.10
Test frequency range	Tested frequencies
	F_{LOW} - F_{HIGH}
EUT test mode	DH5-Hop

Limits

Limit	Condition
Number of hopping channels ≥ 15	Output power ≤ 125 mW / 21 dBm
Number of hopping channels ≥ 75	125 mW / 21 dBm < Output power ≤ 1 W / 30 dBm

Test setup

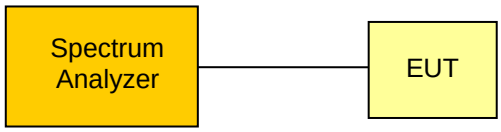

Test procedure

1. EUT set to test mode (Communication tester is used if needed)
2. Span set to measurement frequency range
3. Detector set to peak and max hold
4. Resolution bandwidth is set small enough to resolve hopping channel emission spectra
5. The number of peaks is counted to determine number of hopping frequencies

Test results

Number of hopping frequencies	Limit	Result
79	≥ 15	PASS

Comments:

Number of hopping frequencies - Range A

Number of Hopping Frequencies acc. to FCC 15.247

Project Number: G0M-1503-4620

Applicant:	Bartec-Pixavi AS
EUT Name:	Wireless camera (Standard version)
Model:	OrbitX ST
Test Site:	Eurofins Product Service GmbH
Operator:	M. Handrik
Test Conditions:	Tnom / Vnom
Mode:	Tx, GFSK, hopping mode
Test Date:	2015-04-29
Verdict:	PASS
Note 1:	Number of Hopping Frequencies
Note 2:	conducted measurement, channel 0-24

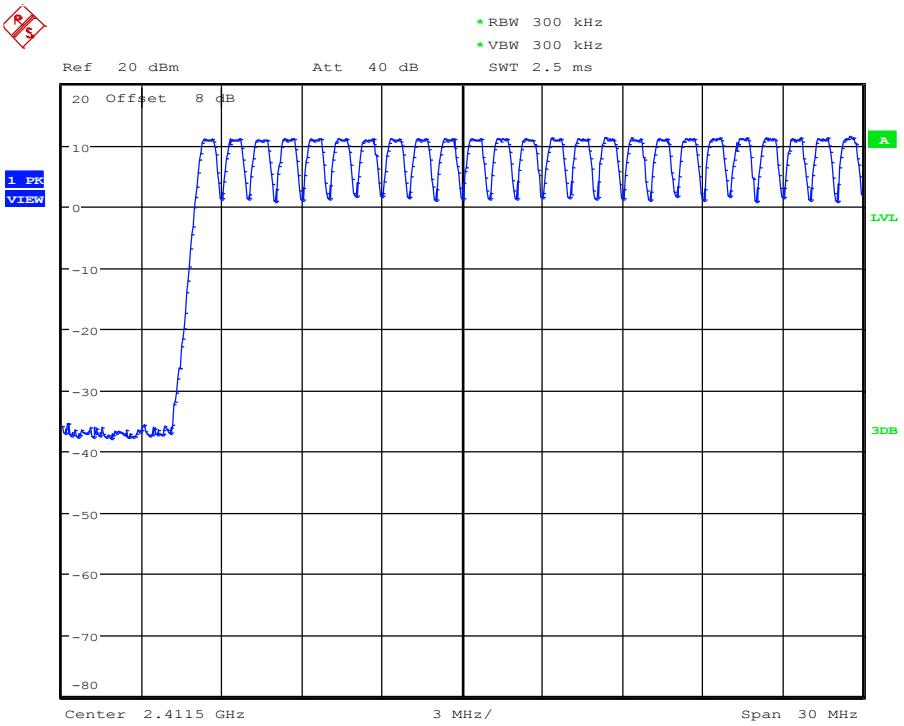

Number of hopping frequencies

Date: 29.APR.2015 13:06:23

Number of hopping frequencies - Range B

Number of Hopping Frequencies acc. to FCC 15.247

Project Number: G0M-1503-4620

Applicant:	Bartec-Pixavi AS
EUT Name:	Wireless camera (Standard version)
Model:	OrbitX ST
Test Site:	Eurofins Product Service GmbH
Operator:	M. Handrik
Test Conditions:	Tnom / Vnom
Mode:	Tx, GFSK, hopping mode
Test Date:	2015-04-29
Verdict:	PASS
Note 1:	Number of Hopping Frequencies
Note 2:	conducted measurement, channel 25-53

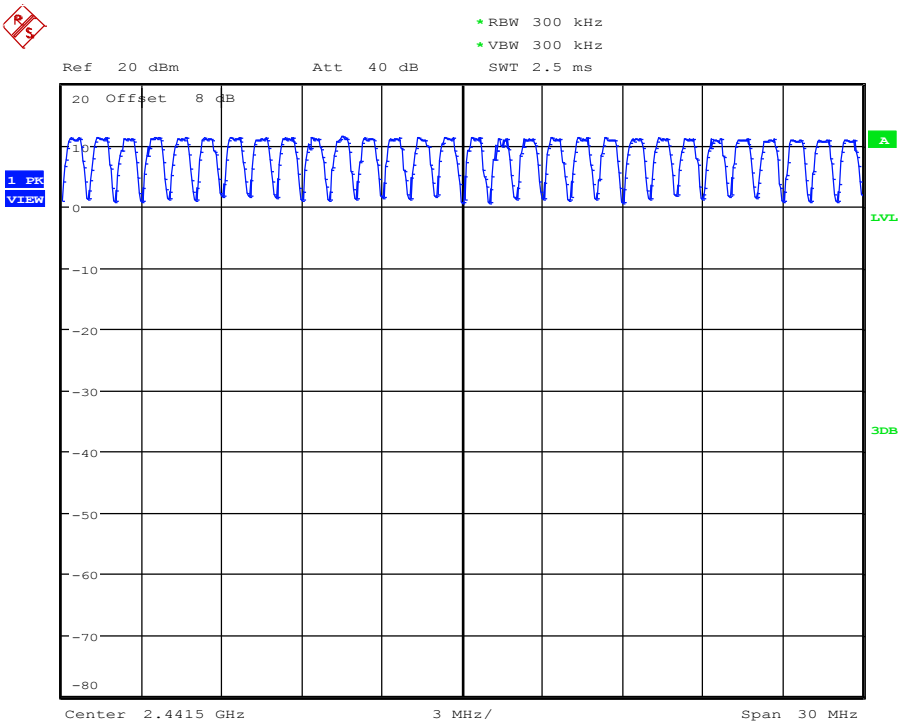

Number of hopping frequencies

Date: 29.APR.2015 13:07:27

Number of hopping frequencies - Range C

Number of Hopping Frequencies acc. to FCC 15.247

Project Number: G0M-1503-4620

Applicant:	Bartec-Pixavi AS
EUT Name:	Wireless camera (Standard version)
Model:	OrbitX ST
Test Site:	Eurofins Product Service GmbH
Operator:	M. Handrik
Test Conditions:	Tnom / Vnom
Mode:	Tx, GFSK, hopping mode
Test Date:	2015-04-29
Verdict:	PASS
Note 1:	Number of Hopping Frequencies
Note 2:	conducted measurement, channel 55-78

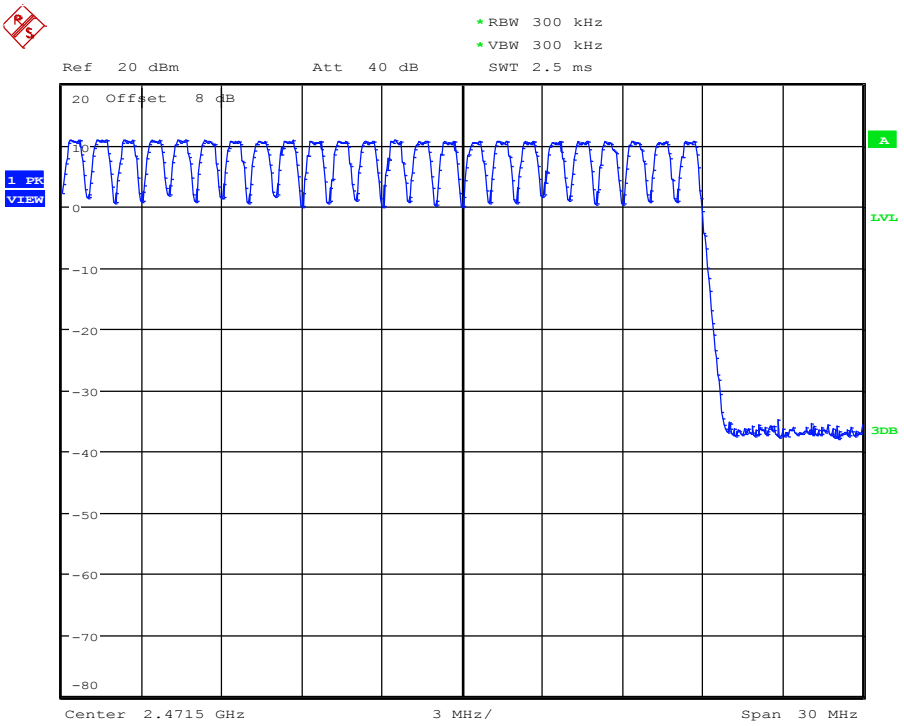

Number of hopping frequencies

Date: 29.APR.2015 13:08:24

3.4 Test Conditions and Results – Frequency hopping channel separation

Frequency hopping channel separation acc. FCC 15.247 / IC RSS-247		**Verdict: PASS**
EUT requirement rule parts and clause	Reference	
	FCC 15.247(a)(1) / IC RSS-247 5.1	
Test according to measurement reference	Reference Method	
	ANSI C63.10	
Test frequency range	Tested frequencies	
	2441 & 2442 MHz	
EUT test mode	DH5-Hop	
Limits		
Limit	Condition	
≥ 25 kHz or ⅔ of 20 dB bandwidth	Output power ≤ 125 mW / 21 dBm	
≥ 25 kHz or 20 dB bandwidth	125 mW / 21 dBm < Output power ≤ 1 W / 30 dBm	
Test setup		
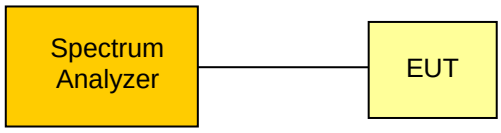		
Test procedure		
1. EUT set to test mode (Communication tester is used if needed) 2. Span set to measurement frequency range 3. Detector set to peak and max hold 4. Resolution bandwidth is set small enough to resolve hopping channel emission spectra 5. The two adjacent channel peaks are marked 6. Channel separation is determined from frequency separation of markers		
Test results		
Channel separation [kHz]	Limit [kHz]	Result
1033	≥ ⅔ · 916.644 = 611.1	PASS
Comments:		

Frequency hopping channel separation

Carrier Frequency Separation acc. to FCC 15.247

Project Number: G0M-1503-4620

Applicant:	Bartec-Pixavi AS
EUT Name:	Wireless camera (Standard version)
Model:	OrbitX ST
Test Site:	Eurofins Product Service GmbH
Operator:	M. Handrik
Test Conditions:	Tnom / Vnom
Mode:	Tx, GFSK, hopping mode
Test Date:	2015-04-29
Verdict:	PASS
Note 1:	Carrier Frequency Separation
Note 2:	conducted measurement

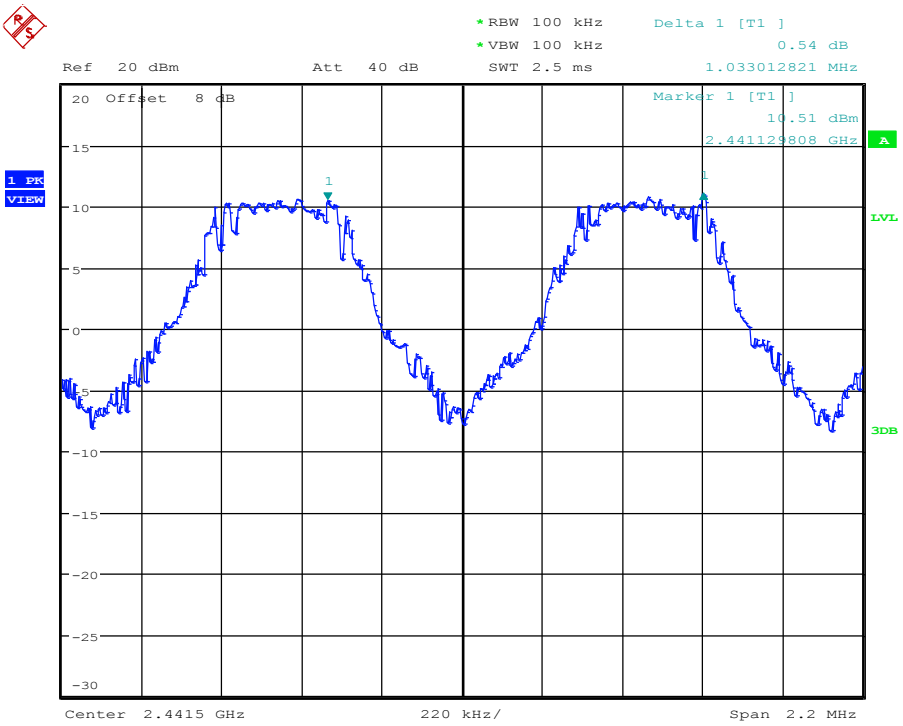

Limit: > two-thirds of the 20 dB bandwidth ; Result: Pass

Date: 29.APR.2015 13:15:46

3.5 Test Conditions and Results – Time of occupancy (Dwell Time)

Time of occupancy (Dwell time) acc. FCC 15.247 / IC RSS-247	**Verdict: PASS**
EUT requirement rule parts and clause	Reference
	FCC 15.247(a)(1)(iii) / IC RSS-247 5.1
Test according to measurement reference	Reference Method
	ANSI C63.10
Test frequency range	Tested frequencies
	2441 MHz
EUT test mode	DH5-Hop

Limits

Limit

Time of occupancy ≤ 0.4 s within 0.4 s · Number of hopping channels

Test setup

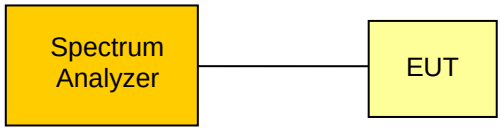

Test procedure

1. EUT set to test mode (Communication tester is used if needed)
2. Center frequency set to test channel center frequency
3. Span set to zero span and detector to peak and max hold
4. Resolution bandwidth is set to 100kHz and sweep time to observation period
5. Time of occupancy determined from number of peaks multiplied by single hop dwell time

Test results

Observation period [s]	No. of hops	Dwell time/hop [s]	Time of occupancy [s]	Limit [s]	Result
31.6	91	0.0029	0.2647	≤ 0.4	PASS

Comments:

Time of occupancy

Time of Occupancy acc. to FCC 15.247

Project Number: G0M-1503-4620

Applicant:	Bartec-Pixavi AS
EUT Name:	Wireless camera (Standard version)
Model:	OrbitX ST
Test Site:	Eurofins Product Service GmbH
Operator:	M. Handrik
Test Conditions:	Tnom / Vnom
Mode:	Tx, GFSK, channel 2442MHz, hopping mode
Test Date:	2015-04-29
Verdict:	PASS
Note 1:	91 events * 2.909ms; Result: 264.719ms Limit<0.4s
Note 2:	conducted measurement

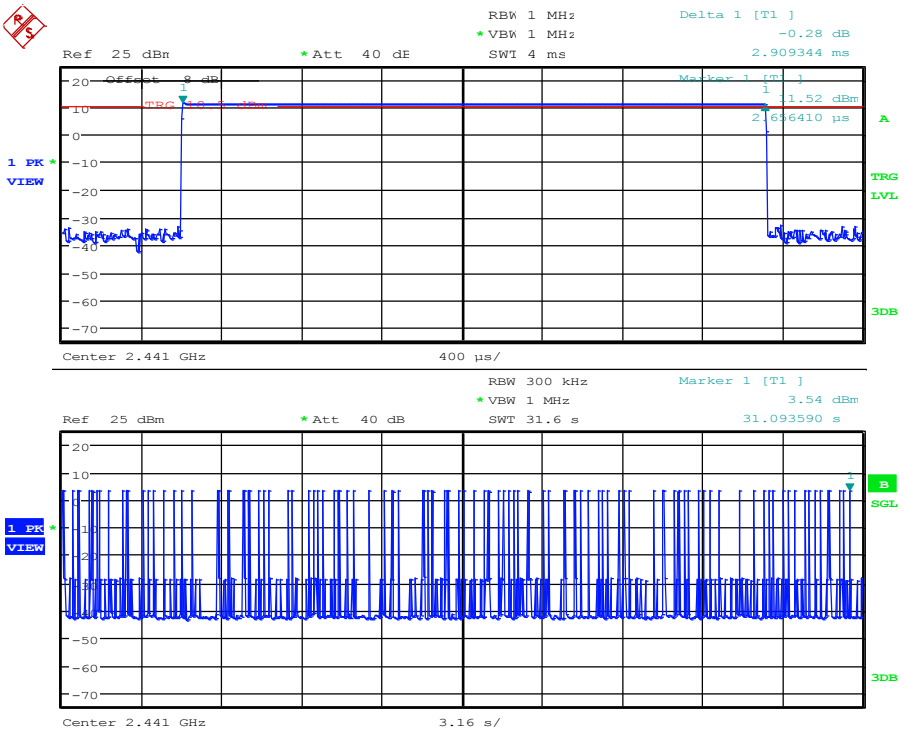

Burst length=2.90934 ms

Date: 29.APR.2015 13:21:26

3.6 Test Conditions and Results – Maximum peak conducted power

Maximum peak conducted power acc. FCC 15.247 / IC RSS-247	**Verdict: PASS**
EUT requirement rule parts and clause	Reference
	FCC 15.247(b)(1) / IC RSS-247 5.4
Test according to measurement reference	Reference Method
	ANSI C63.10
Test frequency range	Tested frequencies
	F_{LOW} / F_{MID} / F_{HIGH}
Measurement mode	Peak
Maximum antenna gain	0 dBi ⇒ Limit correction = 0 dB

Limits

Limit	Condition
1 W (30 dBm)	Number of hopping channels ≥ 75
0.125 W (21 dBm)	75 > Number of hopping channels ≥ 15

The conducted output power limit specified above is based on the use of antennas with directional gains that do not exceed 6 dBi. If transmitting antennas of directional gain greater than 6 dBi are used, the conducted output power from the intentional radiator shall be reduced below the stated values in the table, as appropriate, by the amount in dB that the directional gain of the antenna exceeds 6 dBi.

Test setup

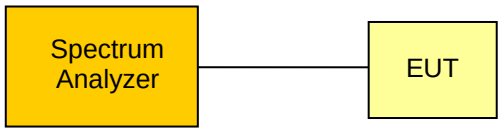

Test procedure

1. EUT set to test mode (Communication tester is used if needed)
2. Center frequency set to test channel center frequency
3. Span set to twice the 20 dB bandwidth and detector to peak and max hold
4. Resolution bandwidth is set to 3 MHz
5. Peak conducted power is determined from peak of spectrum envelope

Test results								
Channel	Frequency [MHz]	Voltage	Mode	Peak power [dBm]	Peak power [W]	Limit [dBm]	Margin [dB]	Result
F_{LOW}	2402	3.7 VDC	DH5-Sngl	11.39	0.014	30	-18.61	PASS
F_{MID}	2441	3.7 VDC	DH5-Sngl	11.56	0.014	30	-18.44	PASS
F_{HIGH}	2480	3.7 VDC	DH5-Sngl	10.75	0.012	30	-19.25	PASS
F_{LOW}	2402	3.7 VDC	2DH5-Sngl	7.31	0.005	30	-22.69	PASS
F_{MID}	2441	3.7 VDC	2DH5-Sngl	7.59	0.006	30	-22.41	PASS
F_{HIGH}	2480	3.7 VDC	2DH5-Sngl	6.88	0.005	30	-23.12	PASS
F_{LOW}	2402	3.7 VDC	3DH5-Sngl	7.88	0.006	30	-22.12	PASS
F_{MID}	2441	3.7 VDC	3DH5-Sngl	8.19	0.007	30	-21.81	PASS
F_{HIGH}	2480	3.7 VDC	3DH5-Sngl	7.49	0.006	30	-22.51	PASS
Comments:								

3.7 Test Conditions and Results – AC power line conducted emissions

Power line conducted emissions acc. FCC 47 CFR 15.207 / IC RSS-Gen				**Verdict: PASS**
Test according referenced standards	Reference Method			
	ANSI C63.4			
Fully configured sample scanned over the following frequency range	Frequency range			
	0.15 MHz to 30 MHz			
Points of Application	Application Interface			
AC Mains	LISN			
EUT test mode	AC-Powerline			
Limits and results				
Frequency [MHz]	Quasi-Peak [dBµV]	Result	Average [dBµV]	Result
0.15 to 5	66 to 56*	PASS	56 to 46*	PASS
0.5 to 5	56	PASS	46	PASS
5 to 30	60	PASS	50	PASS
Comments: * Limit decreases linearly with the logarithm of the frequency.				

Conducted Emissions

EMI voltage test in the ac-mains according to FCC 15B

Project number: G0M-1503-4620

Applicant:	BARTEC PIXAVI AS
EUT Name:	Wireless camera (Standard version)
Model:	OrbitX ST
Test Site:	Eurofins Product Service GmbH
Operator:	Mr. Handrik
Test Conditions:	Tnom: 22°C, Unom: 120 V AC (AC/DC adaptor)
LISN:	ESH2-Z5 N
Mode:	charging, Bluetooth DUT-mode, HDMI connected to Monitor
Test Date:	2015-05-05
Note:	

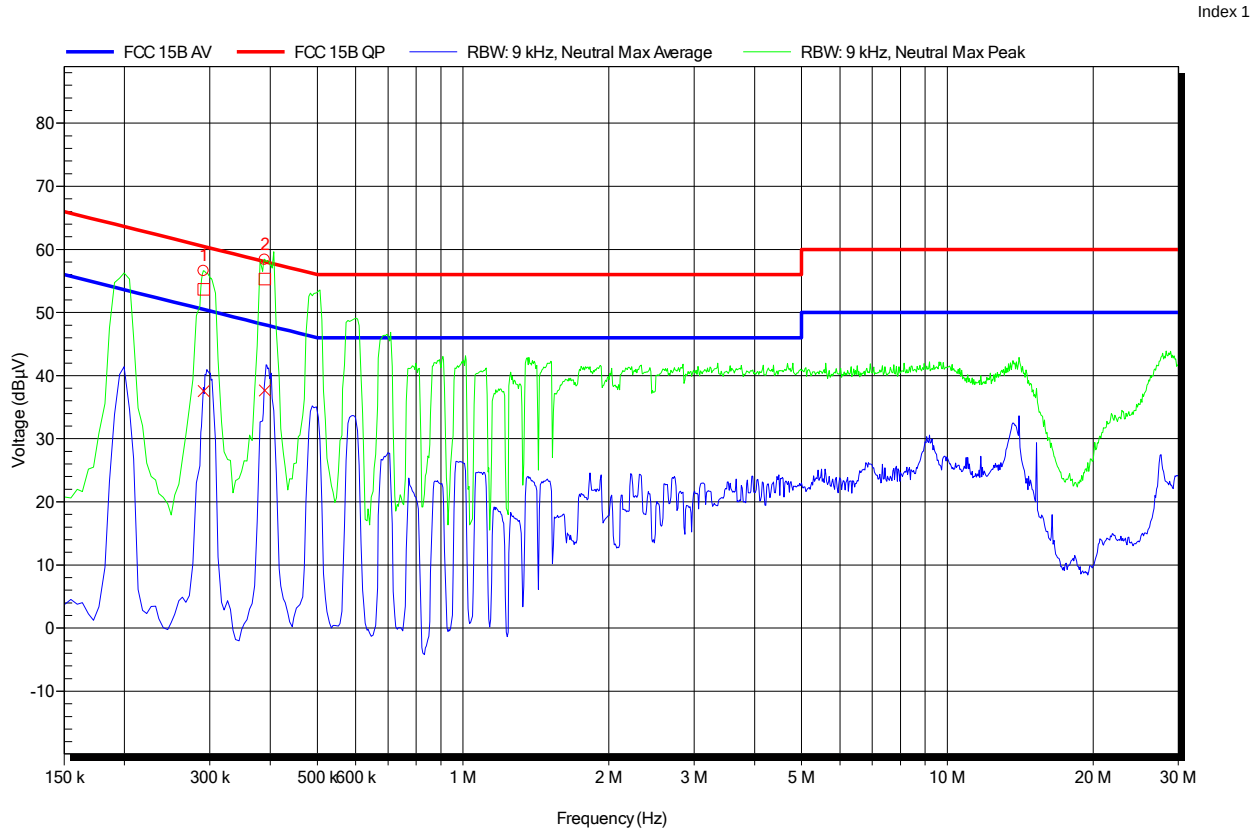

Frequency	Quasi-Peak	Quasi-Peak Limit	Quasi-Peak Difference	Quasi-Peak Status
291.3 kHz	53.68 dBµV	60.49 dBµV	-6.81 dB	Pass
389.4 kHz	55.3 dBµV	58.08 dBµV	-2.78 dB	Pass

Frequency	Average	Average Limit	Average Difference	Average Status
291.3 kHz	37.56 dBµV	50.49 dBµV	-12.93 dB	Pass
389.4 kHz	37.64 dBµV	48.08 dBµV	-10.44 dB	Pass

Conducted Emissions

EMI voltage test in the ac-mains according to FCC 15B

Project number: G0M-1503-4620

Applicant:	BARTEC PIXAVI AS
EUT Name:	Wireless camera (Standard version)
Model:	OrbitX ST
Test Site:	Eurofins Product Service GmbH
Operator:	Mr. Handrik
Test Conditions:	Tnom: 22°C, Unom: 120 V AC (AC/DC adaptor)
LISN:	ESH2-Z5 L
Mode:	charging, Bluetooth DUT-mode, HDMI connected to Monitor
Test Date:	2015-05-05
Note:	

Index 2

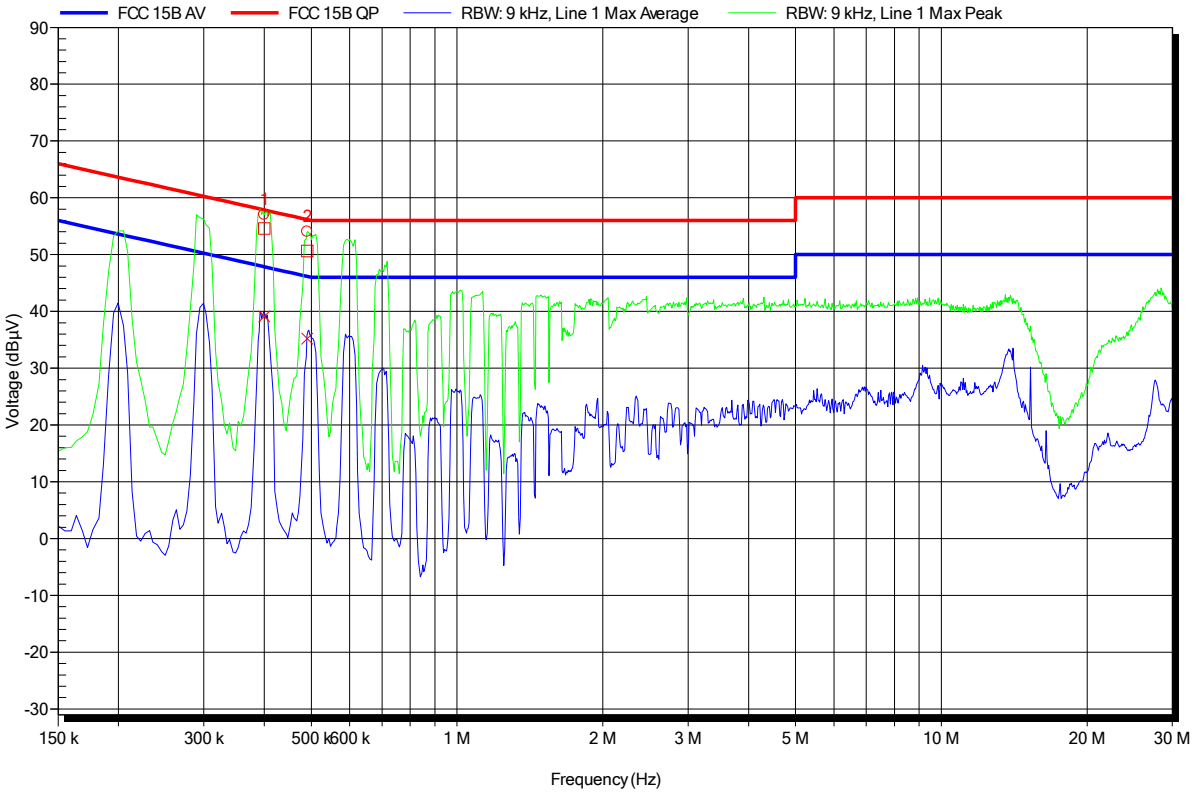

Frequency	Quasi-Peak	Quasi-Peak Limit	Quasi-Peak Difference	Quasi-Peak Status
399.75 kHz	54.58 dBµV	57.86 dBµV	-3.28 dB	Pass
490.65 kHz	50.62 dBµV	56.16 dBµV	-5.54 dB	Pass

Frequency	Average	Average Limit	Average Difference	Average Status
399.75 kHz	39.09 dBµV	47.86 dBµV	-8.77 dB	Pass
490.65 kHz	35.21 dBµV	46.16 dBµV	-10.95 dB	Pass

3.8 Test Conditions and Results – Band edge compliance

Band-edge compliance acc. FCC 15.247 / IC RSS-247	**Verdict: PASS**
EUT requirement rule parts and clause	Reference
	FCC 15.247(d) / IC RSS-247 5.5
Test according to measurement reference	Reference Method
	ANSI C63.10
Test frequency range	Tested frequencies
	F_{LOW} / F_{HIGH}
Measurement mode	Peak

Limits

Limit	Condition
≤ -20 dB/100 kHz	Peak power measurement detector = Peak
≤ -30 dB/100 kHz	Peak power measurement detector = RMS

Test setup

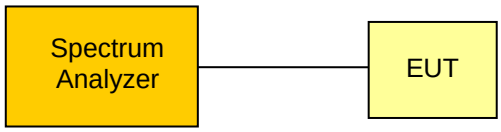

Test procedure

1. EUT set to test mode (Communication tester is used if needed)
2. Span set around lower band edge and detector is set to peak and max hold
3. Resolution bandwidth is set to 100 kHz
4. Markers are set to peak emission levels within frequency band and outside frequency band
5. Band edge attenuation is determined from level difference

Test results

Channel	Frequency [MHz]	Mode	Level [dBc]	Limit [dBc]	Margin [dB]	Result
F_{LOW}	2402	DH5-Sngl	-50.72	-20	-30.72	PASS
F_{HIGH}	2480	DH5-Sngl	-48.97	-20	-28.97	PASS
F_{LOW}	2402	DH5-Hop	-49.16	-20	-29.16	PASS
F_{HIGH}	2480	DH5-Hop	-48.21	-20	-28.21	PASS
F_{LOW}	2402	2DH5-Sngl	-44.09	-20	-24.09	PASS
F_{HIGH}	2480	2DH5-Sngl	-41.13	-20	-21.13	PASS
F_{LOW}	2402	2DH5-Hop	-41.59	-20	-21.59	PASS
F_{HIGH}	2480	2DH5-Hop	-43.05	-20	-23.05	PASS

F_{LOW}	2402	3DH5-Sngl	-43.16	-20	-23.16	PASS
F_{HIGH}	2480	3DH5-Sngl	-44.65	-20	-24.65	PASS
F_{LOW}	2402	3DH5-Hop	-43.74	-20	-23.74	PASS
F_{HIGH}	2480	3DH5-Hop	-42.42	-20	-22.42	PASS
Comments:						

Band-edge compliance – DH5-Sngl F_{LOW}

Band-edge compliance acc. to FCC 15.247

Project Number: G0M-1503-4620

Applicant:	Bartec-Pixavi AS
EUT Name:	Wireless camera (Standard version)
Model:	OrbitX ST
Test Site:	Eurofins Product Service GmbH
Operator:	M. Handrik
Test Conditions:	Tnom / Vnom
Mode:	Tx, GFSK, 2402 MHz, single frequency
Test Date:	2015-04-29
Verdict:	PASS
Note 1:	lower Band-edge, conducted measurement

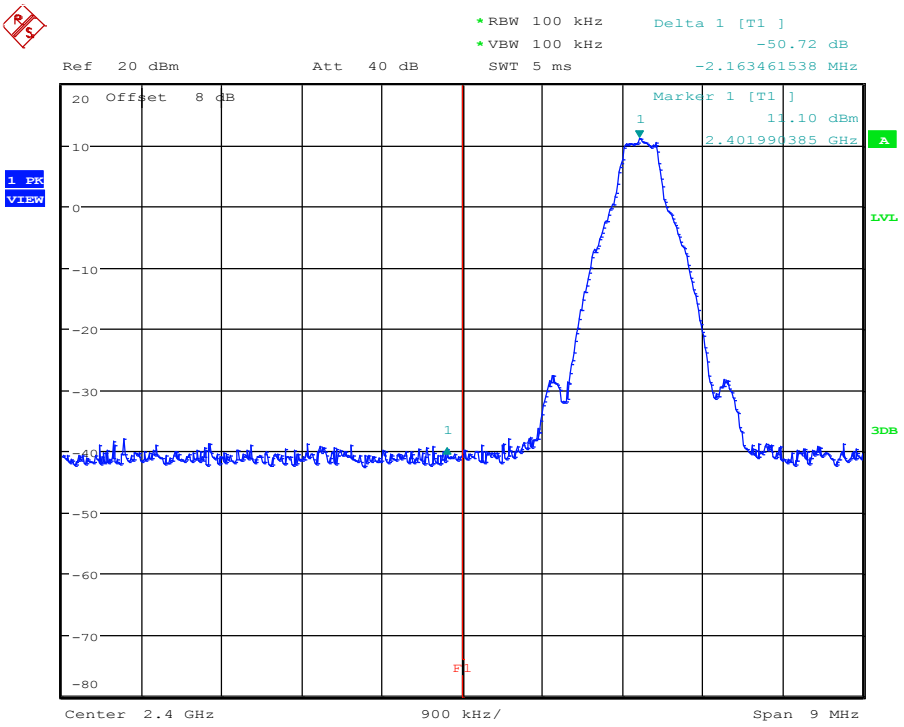

Limit: Marker Delta value >20 dB

Date: 29.APR.2015 13:33:01

Band-edge compliance – DH5-Sngl F_{HIGH}

Band-edge compliance acc. to FCC 15.247

Project Number: G0M-1503-4620

Applicant:	Bartec-Pixavi AS
EUT Name:	Wireless camera (Standard version)
Model:	OrbitX ST
Test Site:	Eurofins Product Service GmbH
Operator:	M. Handrik
Test Conditions:	Tnom / Vnom
Mode:	Tx, GFSK, 2480 MHz, single frequency
Test Date:	2015-04-29
Verdict:	PASS
Note 1:	higher Band-edge, conducted measurement

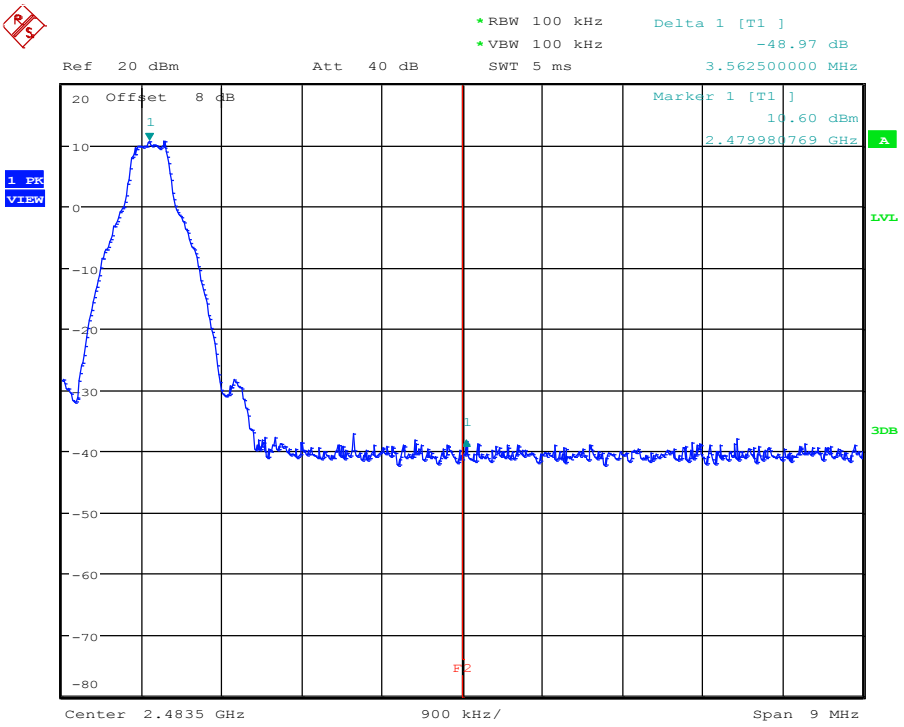

Limit: Marker Delta value >20 dB

Date: 29.APR.2015 13:45:05

Band-edge compliance – DH5-Hop F_{LOW}

Band-edge compliance acc. to FCC 15.247

Project Number: G0M-1503-4620

Applicant:	Bartec-Pixavi AS
EUT Name:	Wireless camera (Standard version)
Model:	OrbitX ST
Test Site:	Eurofins Product Service GmbH
Operator:	M. Handrik
Test Conditions:	Tnom / Vnom
Mode:	Tx, GFSK, hopping mode
Test Date:	2015-04-29
Verdict:	PASS
Note 1:	lower Band-edge, conducted measurement

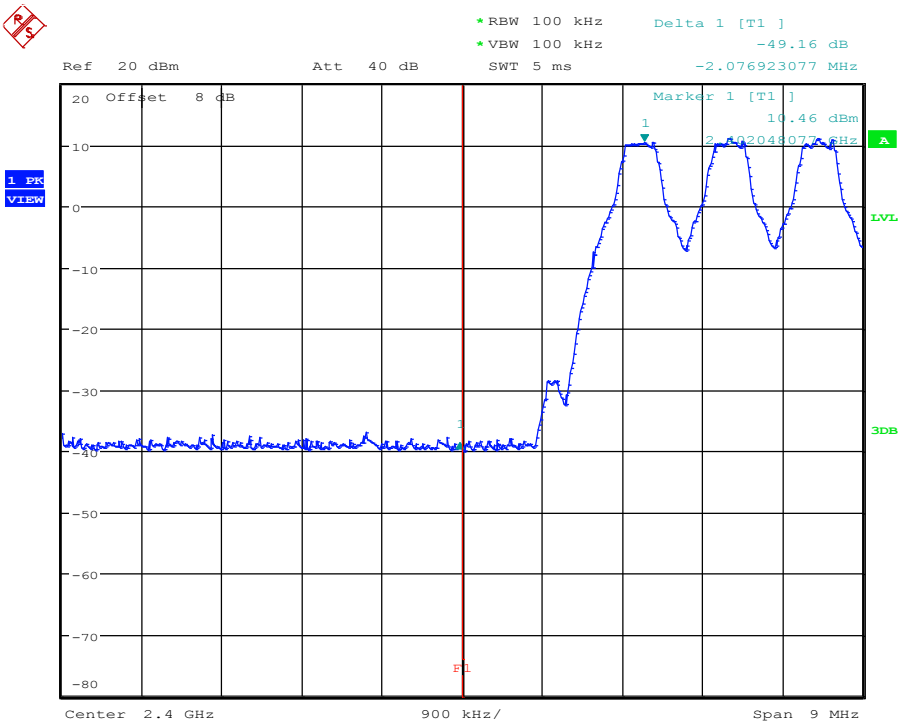

Limit: Marker Delta value >20 dB

Date: 29.APR.2015 13:54:05

Band-edge compliance – DH5-Hop F_{HIGH}

Band-edge compliance acc. to FCC 15.247

Project Number: G0M-1503-4620

Applicant:	Bartec-Pixavi AS
EUT Name:	Wireless camera (Standard version)
Model:	OrbitX ST
Test Site:	Eurofins Product Service GmbH
Operator:	M. Handrik
Test Conditions:	Tnom / Vnom
Mode:	Tx, GFSK, hopping mode
Test Date:	2015-04-29
Verdict:	PASS
Note 1:	higher Band-edge, conducted measurement

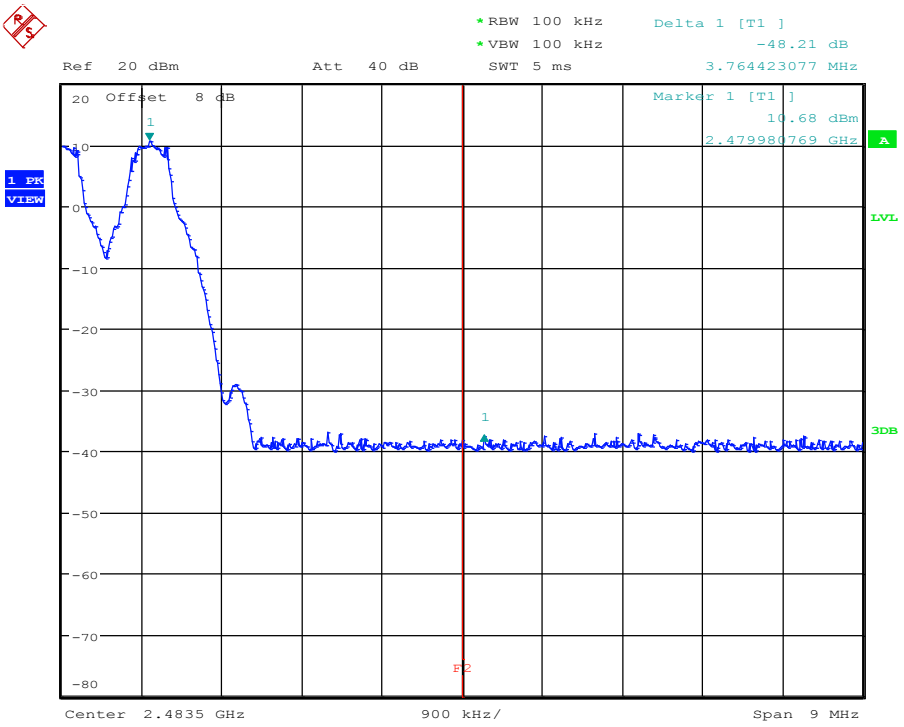

Limit: Marker Delta value >20 dB

Date: 29.APR.2015 13:58:15

Band-edge compliance – 2-DH5-Sngl F_{LOW}

Band-edge compliance acc. to FCC 15.247

Project Number: G0M-1503-4620

Applicant:	Bartec-Pixavi AS
EUT Name:	Wireless camera (Standard version)
Model:	OrbitX ST
Test Site:	Eurofins Product Service GmbH
Operator:	M. Handrik
Test Conditions:	Tnom / Vnom
Mode:	Tx, PI/4-DQPSK, 2402 MHz, single frequency
Test Date:	2015-04-29
Verdict:	PASS
Note 1:	lower Band-edge, conducted measurement

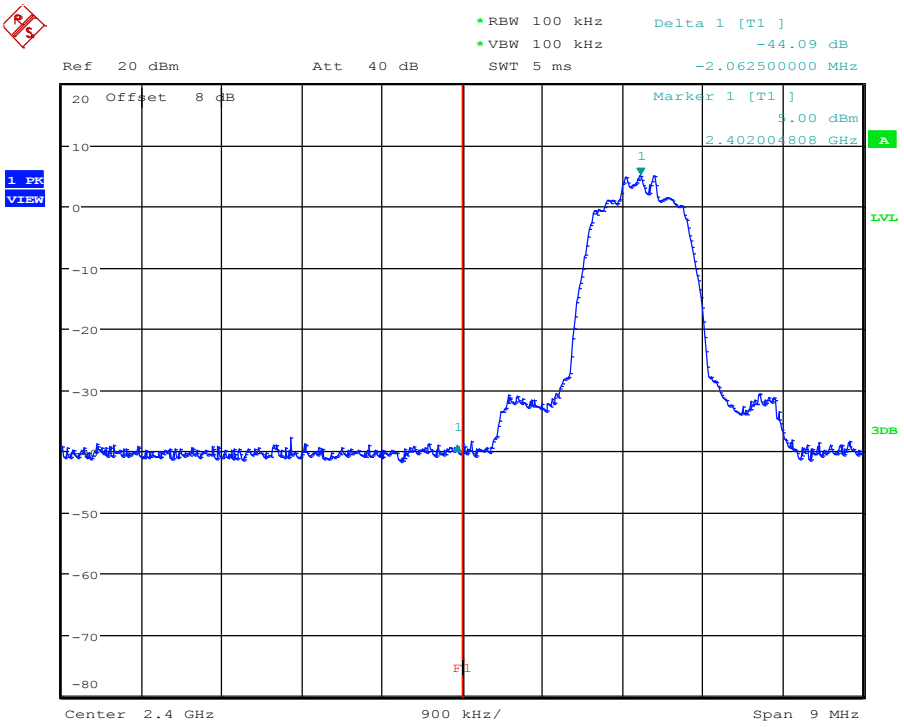

Limit: Marker Delta value >20 dB

Date: 29.APR.2015 13:35:01

Band-edge compliance – 2-DH5-Sngl F_{HIGH}

Band-edge compliance acc. to FCC 15.247

Project Number: G0M-1503-4620

Applicant:	Bartec-Pixavi AS
EUT Name:	Wireless camera (Standard version)
Model:	OrbitX ST
Test Site:	Eurofins Product Service GmbH
Operator:	M. Handrik
Test Conditions:	Tnom / Vnom
Mode:	Tx, PI/4-DQPSK, 2480 MHz, single frequency
Test Date:	2015-04-29
Verdict:	PASS
Note 1:	higher Band-edge, conducted measurement

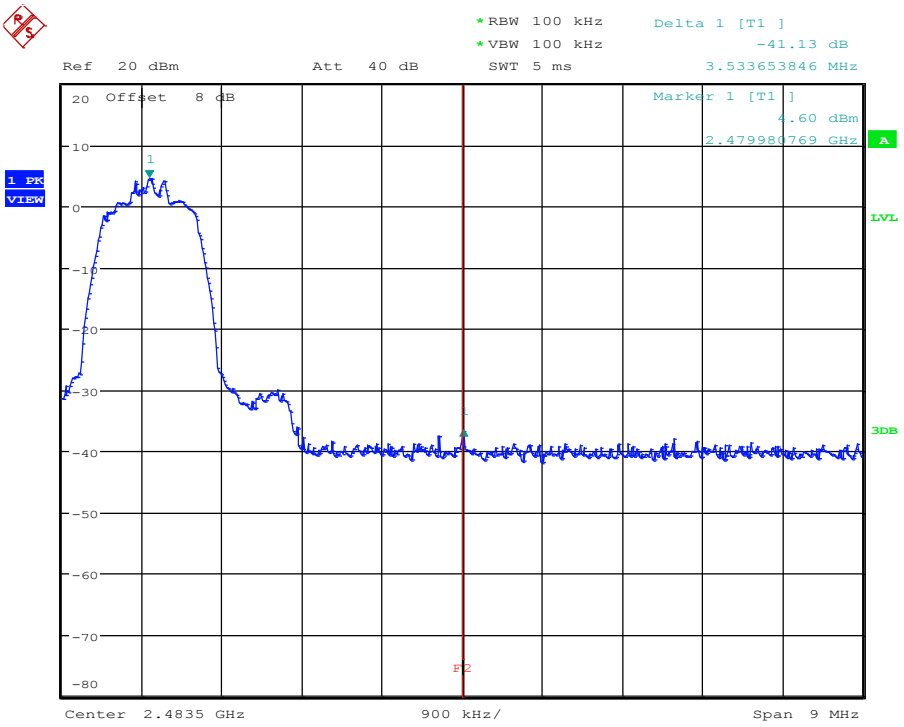

Limit: Marker Delta value >20 dB

Date: 29.APR.2015 13:43:41

Band-edge compliance – 2-DH5-Hop F_{LOW}

Band-edge compliance acc. to FCC 15.247

Project Number: G0M-1503-4620

Applicant:	Bartec-Pixavi AS
EUT Name:	Wireless camera (Standard version)
Model:	OrbitX ST
Test Site:	Eurofins Product Service GmbH
Operator:	M. Handrik
Test Conditions:	Tnom / Vnom
Mode:	Tx, PI/4-DQPSK, hopping mode
Test Date:	2015-04-29
Verdict:	PASS
Note 1:	lower Band-edge, conducted measurement

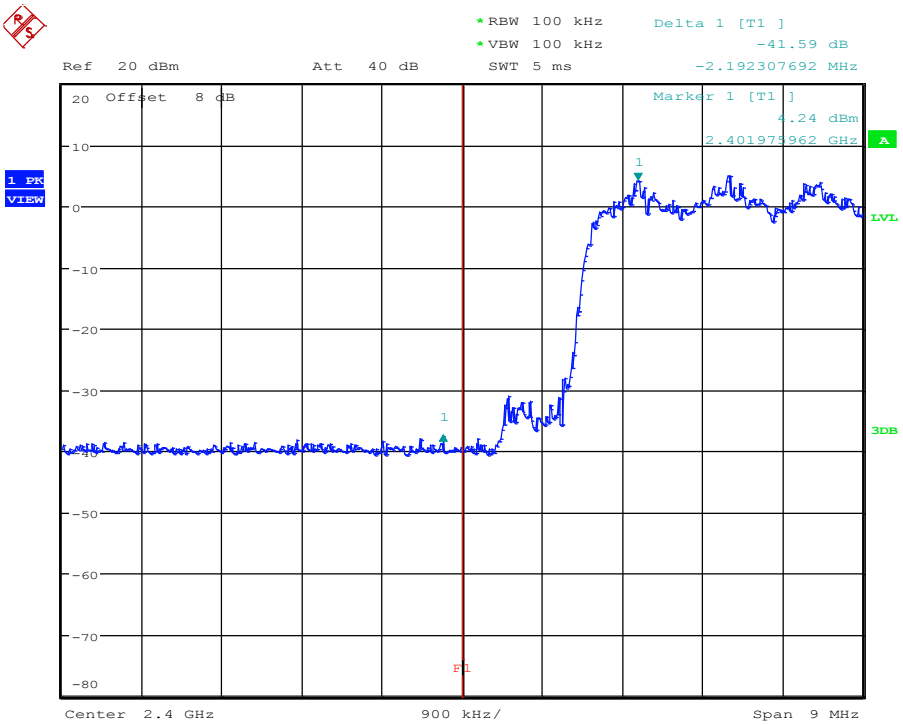

Limit: Marker Delta value >20 dB

Date: 29.APR.2015 14:04:15

Band-edge compliance – 2-DH5-Hop F_{HIGH}

Band-edge compliance acc. to FCC 15.247

Project Number: G0M-1503-4620

Applicant:	Bartec-Pixavi AS
EUT Name:	Wireless camera (Standard version)
Model:	OrbitX ST
Test Site:	Eurofins Product Service GmbH
Operator:	M. Handrik
Test Conditions:	Tnom / Vnom
Mode:	Tx, PI/4-DQPSK, hopping mode
Test Date:	2015-04-29
Verdict:	PASS
Note 1:	higher Band-edge, conducted measurement

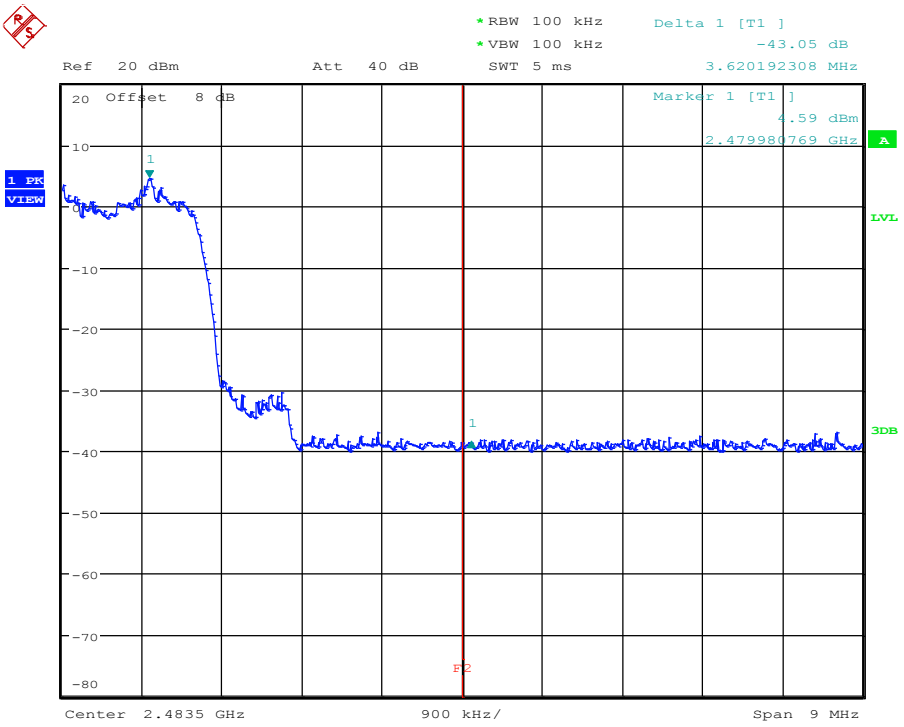

Limit: Marker Delta value >20 dB

Date: 29.APR.2015 14:08:35

Band-edge compliance – 3-DH5-Sngl F_{LOW}

Band-edge compliance acc. to FCC 15.247

Project Number: G0M-1503-4620

Applicant:	Bartec-Pixavi AS
EUT Name:	Wireless camera (Standard version)
Model:	OrbitX ST
Test Site:	Eurofins Product Service GmbH
Operator:	M. Handrik
Test Conditions:	Tnom / Vnom
Mode:	Tx, 8-DPSK, 2402 MHz, single frequency
Test Date:	2015-04-29
Verdict:	PASS
Note 1:	lower Band-edge, conducted measurement

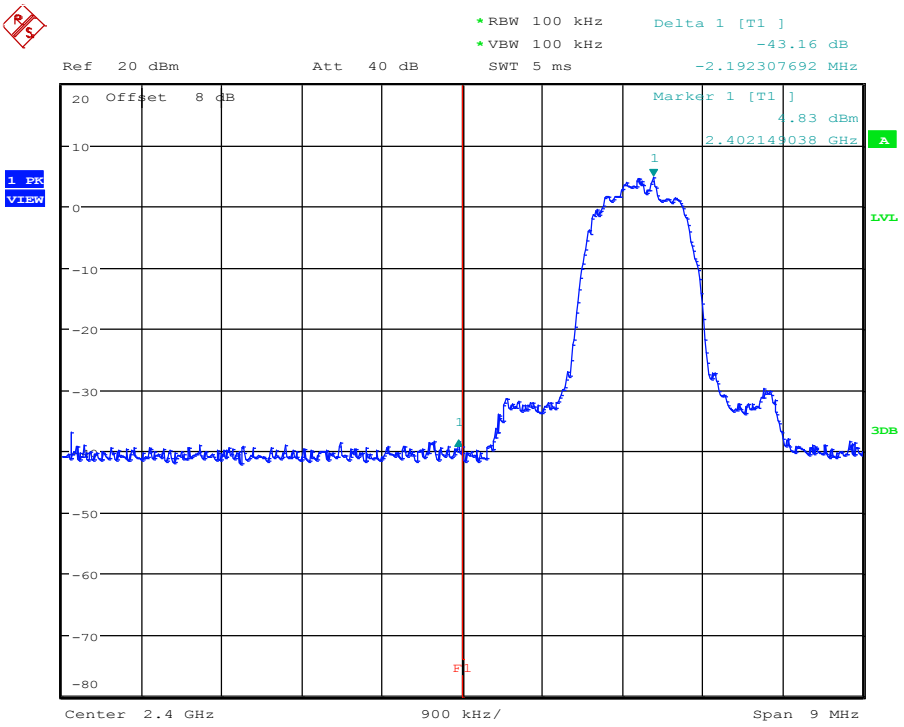

Limit: Marker Delta value >20 dB

Date: 29.APR.2015 13:36:03

Band-edge compliance – 3-DH5-Sngl F_{HIGH}

Band-edge compliance acc. to FCC 15.247

Project Number: G0M-1503-4620

Applicant:	Bartec-Pixavi AS
EUT Name:	Wireless camera (Standard version)
Model:	OrbitX ST
Test Site:	Eurofins Product Service GmbH
Operator:	M. Handrik
Test Conditions:	Tnom / Vnom
Mode:	Tx, 8-DPSK, 2480 MHz, single frequency
Test Date:	2015-04-29
Verdict:	PASS
Note 1:	higher Band-edge, conducted measurement

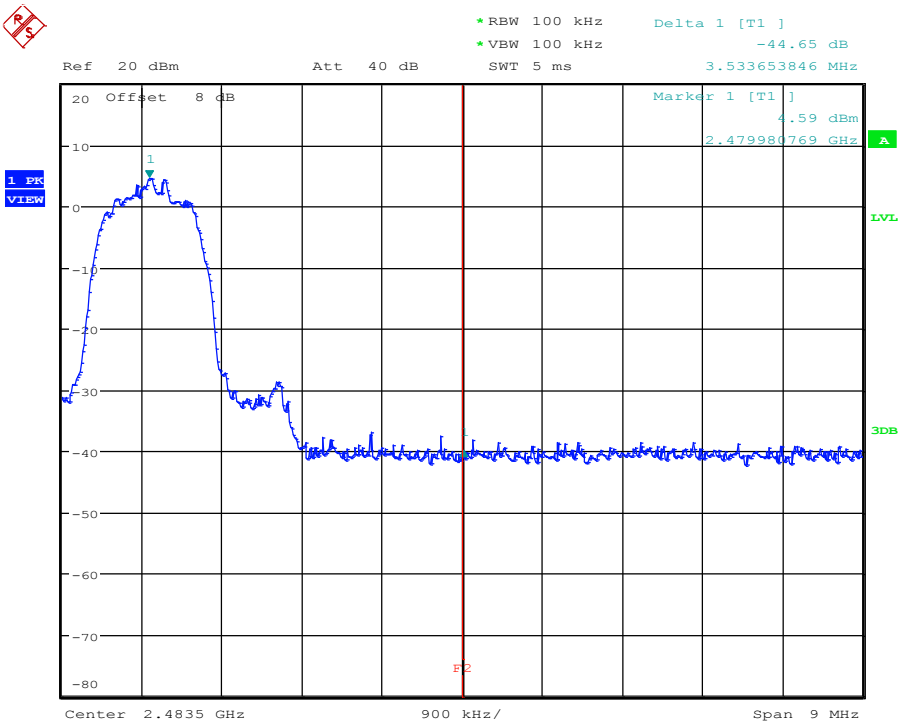

Limit: Marker Delta value >20 dB

Date: 29.APR.2015 13:42:30

Band-edge compliance – 3-DH5-Hop F_{LOW}

Band-edge compliance acc. to FCC 15.247

Project Number: G0M-1503-4620

Applicant:	Bartec-Pixavi AS
EUT Name:	Wireless camera (Standard version)
Model:	OrbitX ST
Test Site:	Eurofins Product Service GmbH
Operator:	M. Handrik
Test Conditions:	Tnom / Vnom
Mode:	Tx, 8-DPSK, hopping mode
Test Date:	2015-04-29
Verdict:	PASS
Note 1:	higher Band-edge, conducted measurement

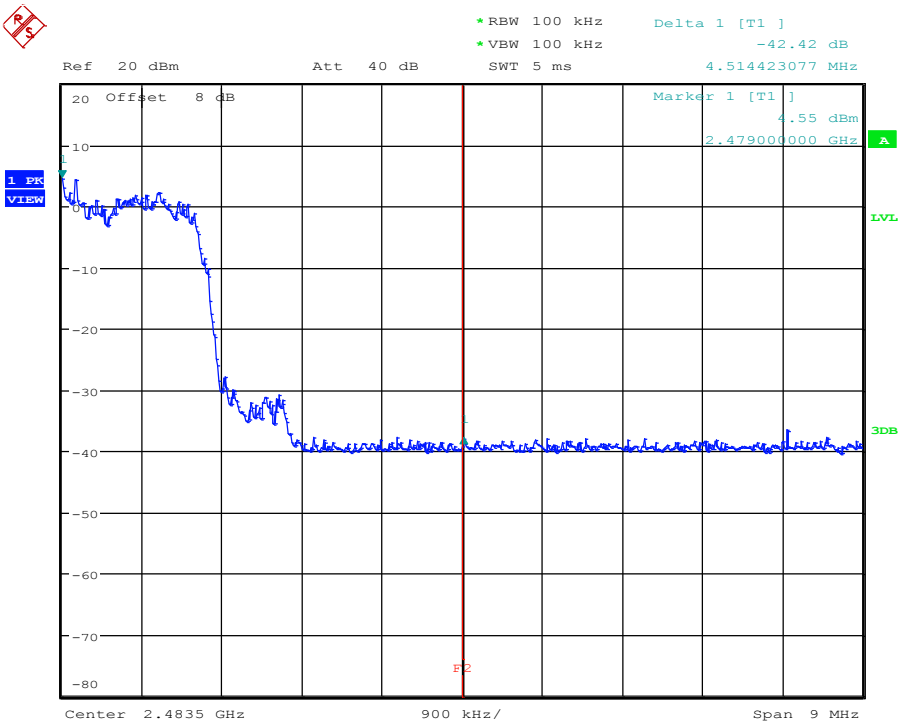

Limit: Marker Delta value >20 dB

Date: 29.APR.2015 14:11:48

Band-edge compliance – 3-DH5-Hop F_{HIGH}

Band-edge compliance acc. to FCC 15.247

Project Number: G0M-1503-4620

Applicant:	Bartec-Pixavi AS
EUT Name:	Wireless camera (Standard version)
Model:	OrbitX ST
Test Site:	Eurofins Product Service GmbH
Operator:	M. Handrik
Test Conditions:	Tnom / Vnom
Mode:	Tx, 8-DPSK, hopping mode
Test Date:	2015-04-29
Verdict:	PASS
Note 1:	lower Band-edge, conducted measurement

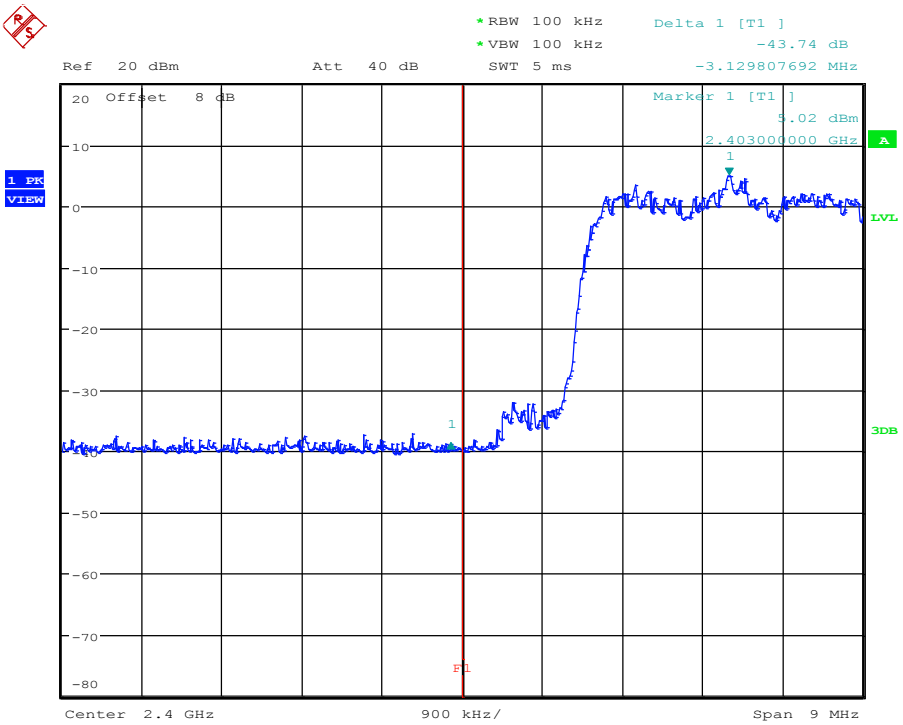

Limit: Marker Delta value >20 dB

Date: 29.APR.2015 14:15:42

3.9 Test Conditions and Results – Conducted spurious emissions

Conducted spurious emissions acc. FCC 15.247 / IC RSS-247	**Verdict: PASS**
EUT requirement rule parts and clause	Reference
	FCC 15.247(d) / IC RSS-247 5.5
Test according to measurement reference	Reference Method
	ANSI C63.10
Test frequency range	Tested frequencies
	10 MHz – 10th Harmonic
Measurement mode	Peak

Limits

Limit	Condition
≤ -20 dB/100 kHz	Peak power measurement detector = Peak
≤ -30 dB/100 kHz	Peak power measurement detector = RMS

Test setup

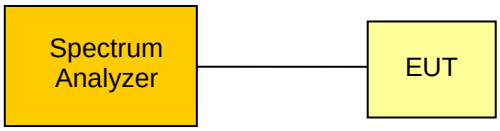

Test procedure

1. EUT set to test mode (Communication tester is used if needed)
2. Span it set according to measurement range
3. Resolution bandwidth is set to 100 kHz and detector to peak and max hold
4. Markers are set to peak emission levels within frequency band
5. Emission level is determined by second marker on emission peak
6. Attenuation is determined from level difference

Test results								
Channel	Frequency [MHz]	Mode	Emission [MHz]	Emission Level [dBm]	Peak power [dBm]	Limit [dBm]	Margin [dB]	Result
F_{LOW}	2402	DH5-Sngl	3202.5	-38.24	9.90	-10.1	-28.14	PASS
F_{LOW}	2402	DH5-Sngl	7182.7	-50.77	9.90	-10.1	-40.67	PASS
F_{MID}	2441	DH5-Sngl	3258.6	-38.92	11.28	-8.7	-30.22	PASS
F_{MID}	2441	DH5-Sngl	4882.8	-45.92	11.28	-8.7	-37.22	PASS
F_{HIGH}	2480	DH5-Sngl	3303.4	-42.75	10.07	-9.9	-32.85	PASS
F_{HIGH}	2480	DH5-Sngl	4961.3	-47.56	10.07	-9.9	-37.66	PASS
F_{LOW}	2402	2DH5-Sngl	3202.5	-47.29	2.11	-17.9	-29.39	PASS
F_{MID}	2441	2DH5-Sngl	3258.6	-45.19	1.93	-18.1	-27.09	PASS
F_{HIGH}	2480	2DH5-Sngl	3303.4	-48.46	3.71	-16.3	-32.16	PASS
F_{LOW}	2402	3DH5-Sngl	3202.5	-44.94	2.95	-17.1	-27.84	PASS
F_{MID}	2441	3DH5-Sngl	3258.6	-45.77	2.75	-17.3	-28.47	PASS
F_{HIGH}	2480	3DH5-Sngl	3303.4	-47.62	1.27	-18.7	-28.92	PASS
Comments:								

Conducted spurious emissions – DH5-Sngl F_{LOW}

Spurious Emissions acc. to FCC 15.247

Project Number: G0M-1503-4620

Applicant:	Bartec-Pixavi AS
EUT Name:	Wireless camera (Standard version)
Model:	OrbitX ST
Test Site:	Eurofins Product Service GmbH
Operator:	M. Handrik
Test Conditions:	Tnom / Vnom
Mode:	Tx, BT, GFSK, 2402 MHz, modulated
Test Date:	2015-04-29
Verdict:	PASS
Note 1:	Spurious in non-restricted frequency bands
Note 2:	conducted measurement

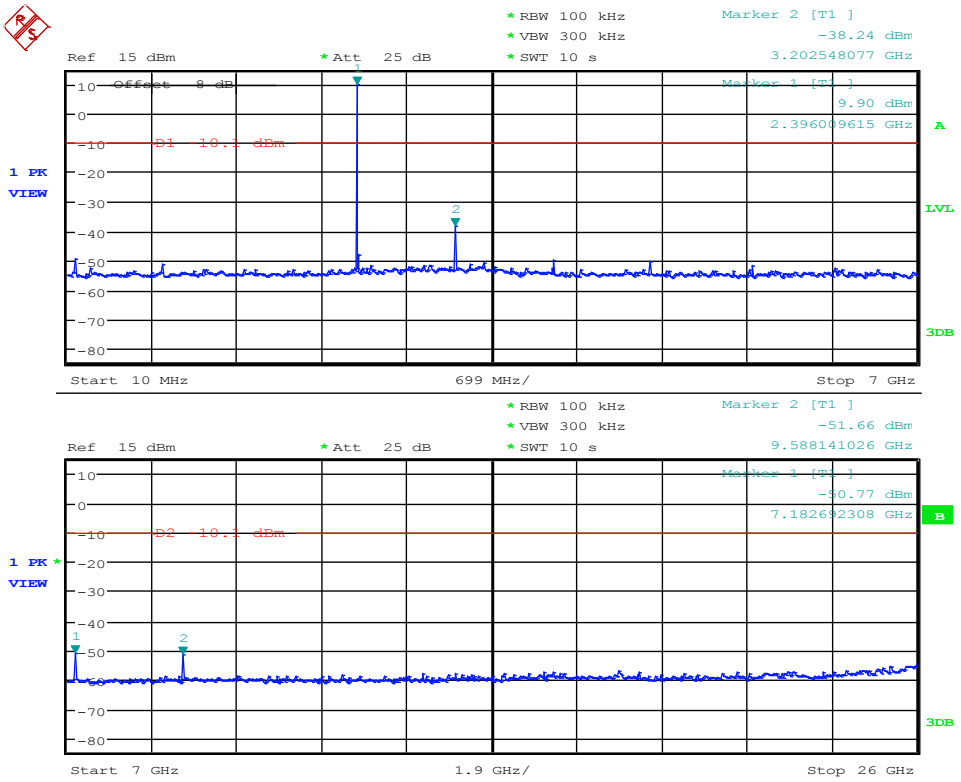

Date: 29.APR.2015 14:28:08

Conducted spurious emissions – DH5-Sngl F_{MID}

Spurious Emissions acc. to FCC 15.247

Project Number: G0M-1503-4620

Applicant:	Bartec-Pixavi AS
EUT Name:	Wireless camera (Standard version)
Model:	OrbitX ST
Test Site:	Eurofins Product Service GmbH
Operator:	M. Handrik
Test Conditions:	Tnom / Vnom
Mode:	Tx, BT, GFSK, 2441 MHz, modulated
Test Date:	2015-04-29
Verdict:	PASS
Note 1:	Spurious in non-restricted frequency bands
Note 2:	conducted measurement

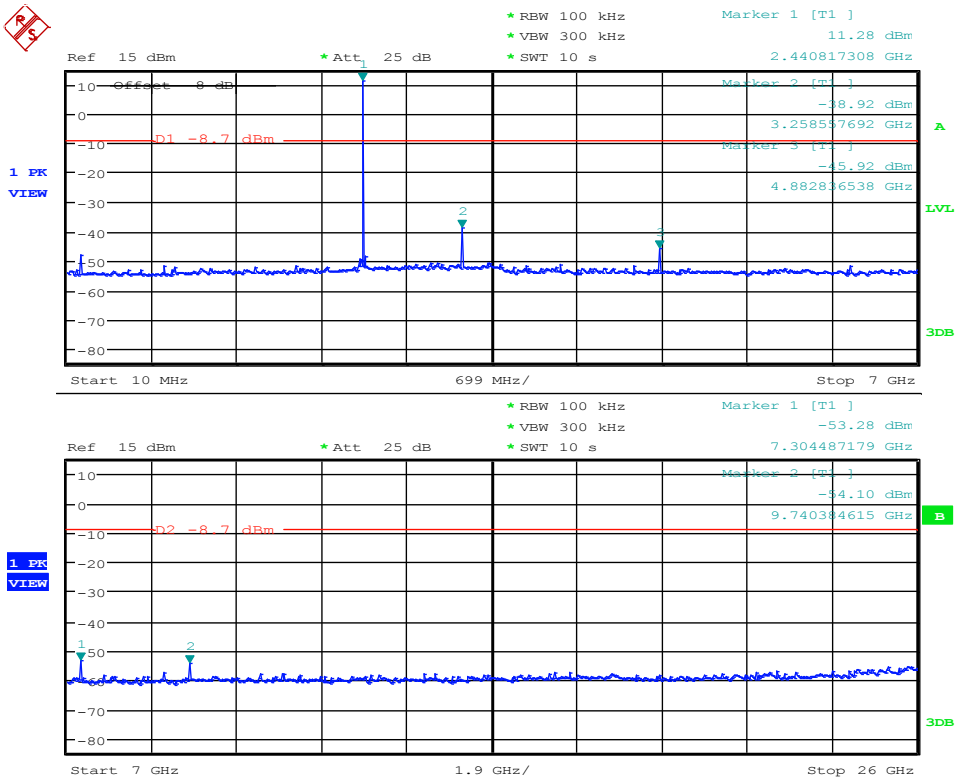

Date: 29.APR.2015 14:31:21

Conducted spurious emissions – DH5-Sngl F_{HIGH}

Spurious Emissions acc. to FCC 15.247

Project Number: G0M-1503-4620

Applicant:	Bartec-Pixavi AS
EUT Name:	Wireless camera (Standard version)
Model:	OrbitX ST
Test Site:	Eurofins Product Service GmbH
Operator:	M. Handrik
Test Conditions:	Tnom / Vnom
Mode:	Tx, BT, GFSK, 2480 MHz, modulated
Test Date:	2015-04-29
Verdict:	PASS
Note 1:	Spurious in non-restricted frequency bands
Note 2:	conducted measurement

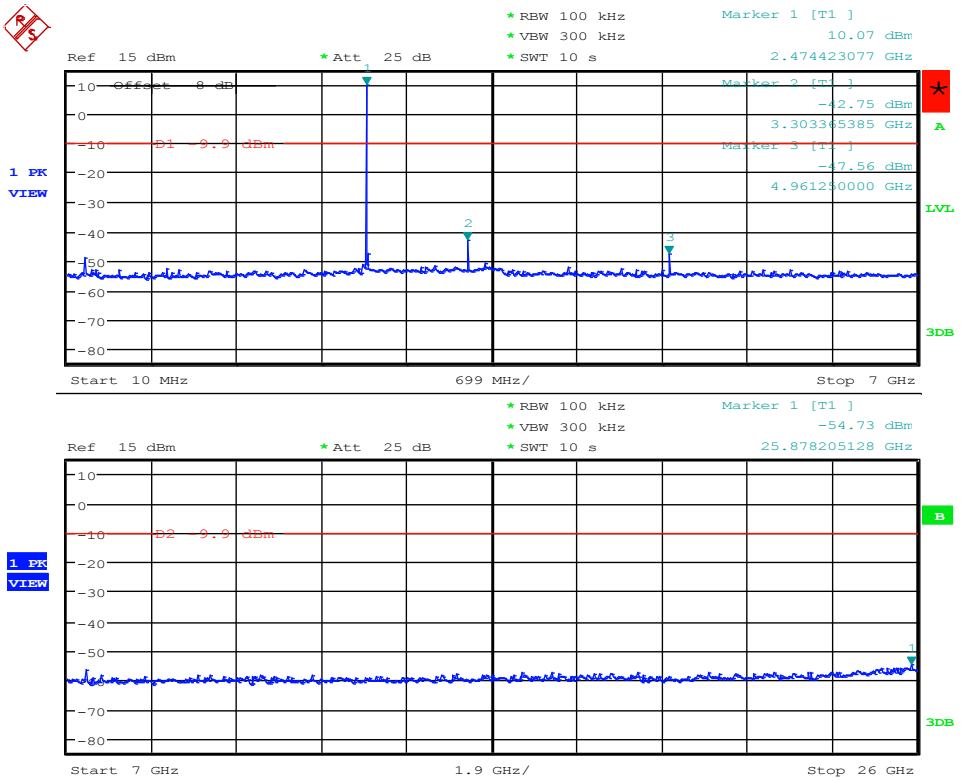

Date: 29.APR.2015 14:33:25

Conducted spurious emissions – 2-DH5-Sngl F_{LOW}

Spurious Emissions acc. to FCC 15.247

Project Number: G0M-1503-4620

Applicant:	Bartec-Pixavi AS
EUT Name:	Wireless camera (Standard version)
Model:	OrbitX ST
Test Site:	Eurofins Product Service GmbH
Operator:	M. Handrik
Test Conditions:	Tnom / Vnom
Mode:	Tx, BT, PI/4-DQPSK, 2402 MHz, modulated
Test Date:	2015-04-29
Verdict:	PASS
Note 1:	Spurious in non-restricted frequency bands
Note 2:	conducted measurement

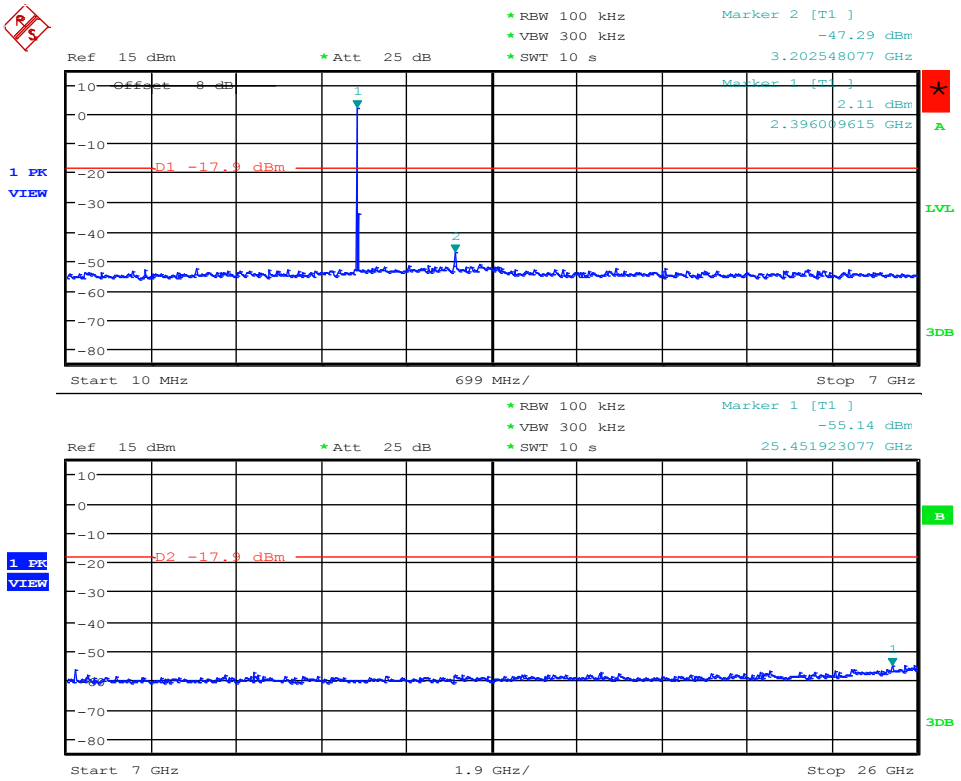

Date: 29.APR.2015 14:41:38

Conducted spurious emissions – 2-DH5-Sngl F_{MID}

Spurious Emissions acc. to FCC 15.247

Project Number: G0M-1503-4620

Applicant:	Bartec-Pixavi AS
EUT Name:	Wireless camera (Standard version)
Model:	OrbitX ST
Test Site:	Eurofins Product Service GmbH
Operator:	M. Handrik
Test Conditions:	Tnom / Vnom
Mode:	Tx, BT, PI/4-DQPSK, 2441 MHz, modulated
Test Date:	2015-04-29
Verdict:	PASS
Note 1:	Spurious in non-restricted frequency bands
Note 2:	conducted measurement

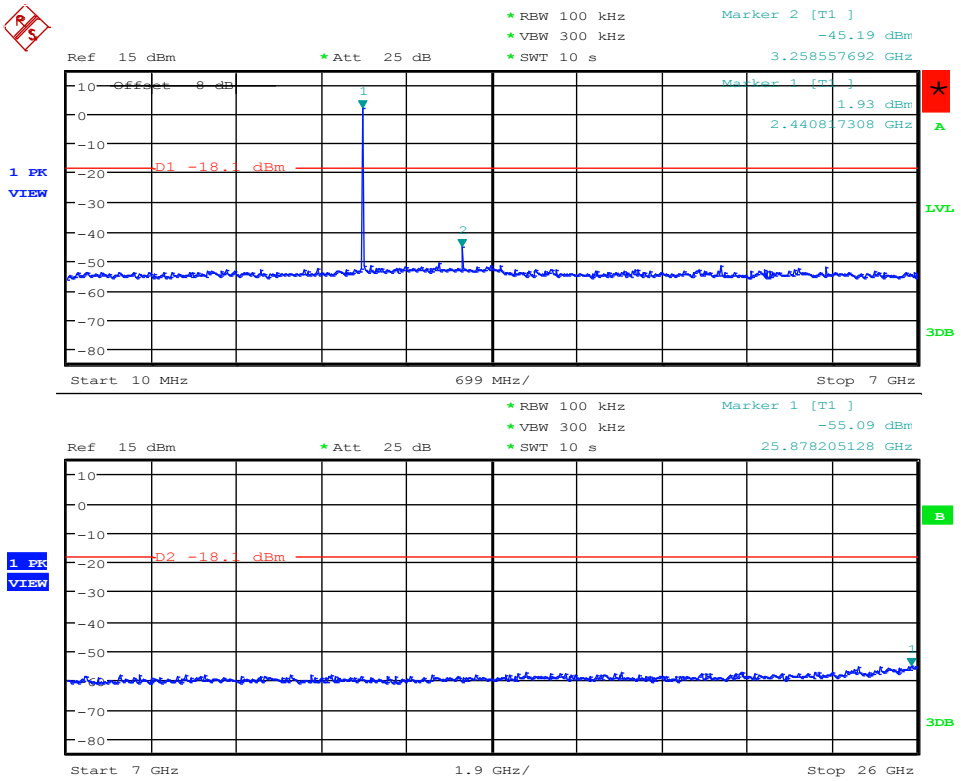

Date: 29.APR.2015 14:40:05

Conducted spurious emissions – 2-DH5-Sngl F_{HIGH}

Spurious Emissions acc. to FCC 15.247

Project Number: G0M-1503-4620

Applicant:	Bartec-Pixavi AS
EUT Name:	Wireless camera (Standard version)
Model:	OrbitX ST
Test Site:	Eurofins Product Service GmbH
Operator:	M. Handrik
Test Conditions:	Tnom / Vnom
Mode:	Tx, BT, PI/4-DQPSK, 2480 MHz, modulated
Test Date:	2015-04-29
Verdict:	PASS
Note 1:	Spurious in non-restricted frequency bands
Note 2:	conducted measurement

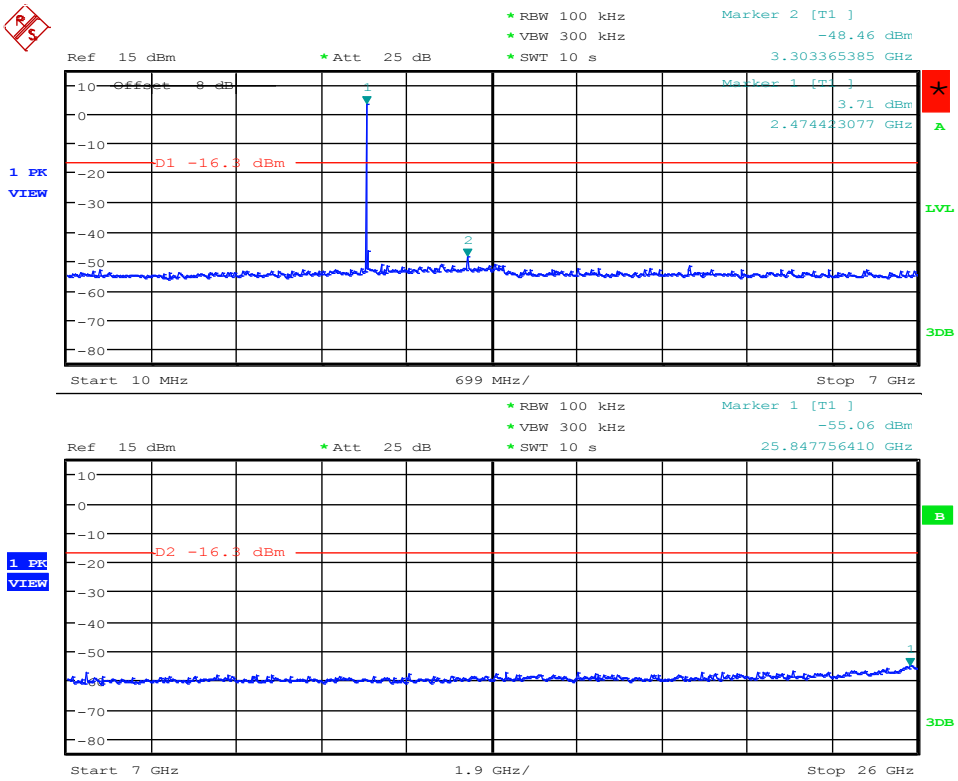

Date: 29.APR.2015 14:36:05

Conducted spurious emissions – 3-DH5-Sngl F_{LOW}

Spurious Emissions acc. to FCC 15.247

Project Number: G0M-1503-4620

Applicant:	Bartec-Pixavi AS
EUT Name:	Wireless camera (Standard version)
Model:	OrbitX ST
Test Site:	Eurofins Product Service GmbH
Operator:	M. Handrik
Test Conditions:	Tnom / Vnom
Mode:	Tx, BT, 8-DPSK, 2402 MHz, modulated
Test Date:	2015-04-29
Verdict:	PASS
Note 1:	Spurious in non-restricted frequency bands
Note 2:	conducted measurement

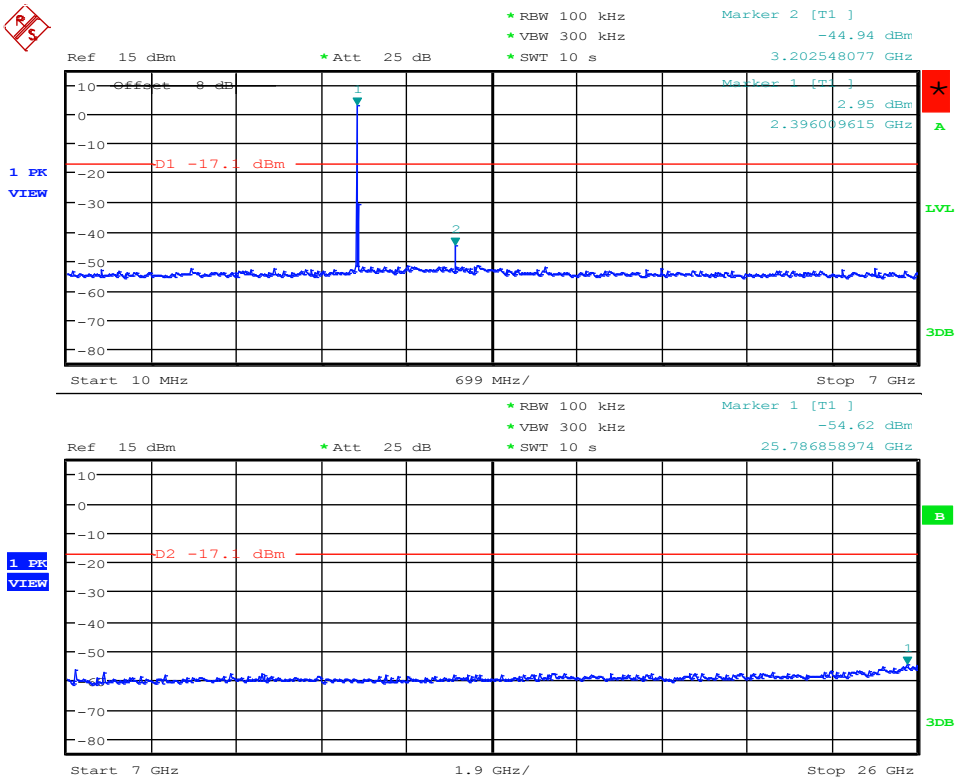

Date: 29.APR.2015 14:43:29

Conducted spurious emissions – 3-DH5-Sngl F_{MID}

Spurious Emissions acc. to FCC 15.247

Project Number: G0M-1503-4620

Applicant:	Bartec-Pixavi AS
EUT Name:	Wireless camera (Standard version)
Model:	OrbitX ST
Test Site:	Eurofins Product Service GmbH
Operator:	M. Handrik
Test Conditions:	Tnom / Vnom
Mode:	Tx, BT, 8-DPSK, 2441 MHz, modulated
Test Date:	2015-04-29
Verdict:	PASS
Note 1:	Spurious in non-restricted frequency bands
Note 2:	conducted measurement

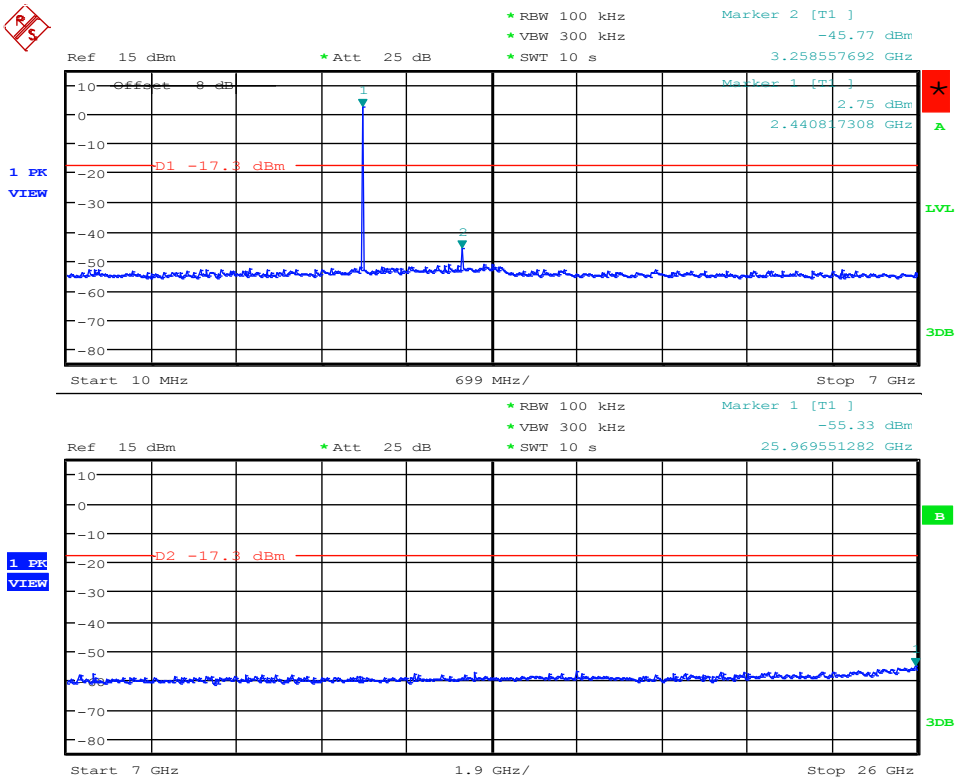

Date: 29.APR.2015 14:44:54

Conducted spurious emissions – 3-DH5-Sngl F_{HIGH}

Spurious Emissions acc. to FCC 15.247

Project Number: G0M-1503-4620

Applicant:	Bartec-Pixavi AS
EUT Name:	Wireless camera (Standard version)
Model:	OrbitX ST
Test Site:	Eurofins Product Service GmbH
Operator:	M. Handrik
Test Conditions:	Tnom / Vnom
Mode:	Tx, BT, 8-DPSK, 2480 MHz, modulated
Test Date:	2015-04-29
Verdict:	PASS
Note 1:	Spurious in non-restricted frequency bands
Note 2:	conducted measurement

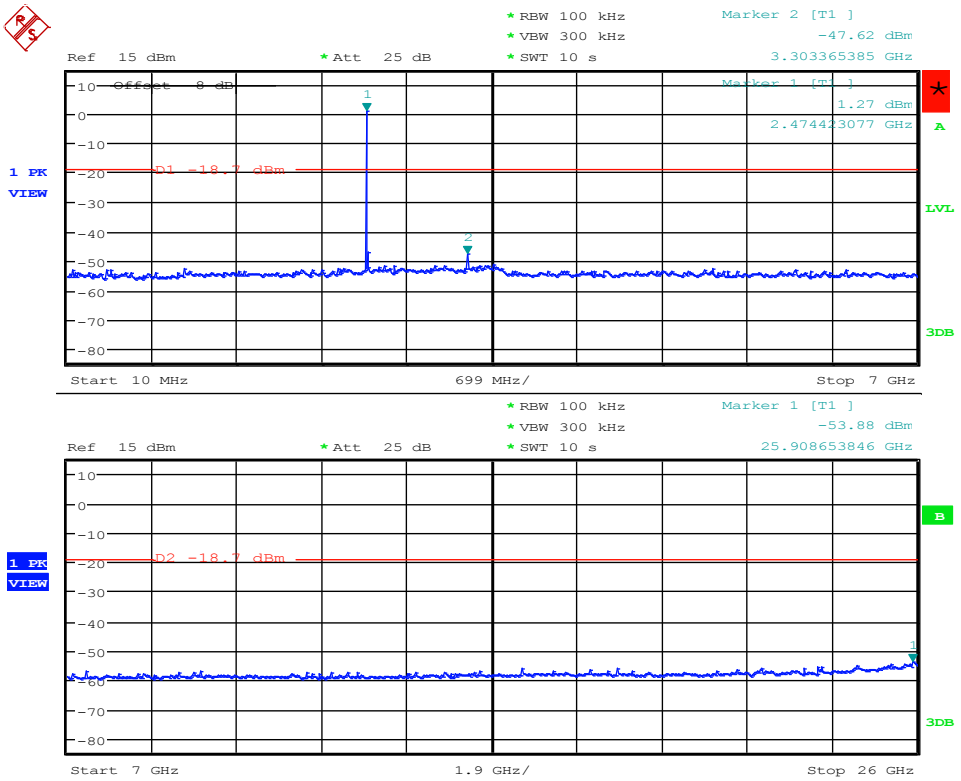

Date: 29.APR.2015 15:30:40

3.10 Test Conditions and Results – Transmitter radiated emissions

Transmitter radiated emissions acc. FCC 47 CFR 15.247 / IC RSS-247				**Verdict: PASS**
Test according referenced standards		Reference Method		
		FCC 15.247(d) / IC RSS-247 5.5		
Test according to measurement reference		Reference Method		
		ANSI C63.10		
Test frequency range		Tested frequencies		
		30 MHz – 10th Harmonic		
Limits				
Frequency range [MHz]	Detector	Limit [µV/m]	Limit [dBµV/m]	Limit Distance [m]
30 – 88	Quasi-Peak	100	40	3
88 – 216	Quasi-Peak	150	43.5	3
216 – 960	Quasi-Peak	200	46	3
960 – 1000	Quasi-Peak	500	54	3
> 1000	Average	500	54	3

Radiated emissions which fall in the restricted bands, as defined in Section 15.205(a), must also comply with the radiated emission limits specified in Section 15.209(a) (see Section 15.205(c)).
When average radiated emission measurements are specified, including average emission measurements below 1000 MHz, there also is a limit on the peak level of the radio frequency emissions. The limit on peak radio frequency emissions is 20 dB above the maximum permitted average emission limit applicable to the equipment under test.

Test setup

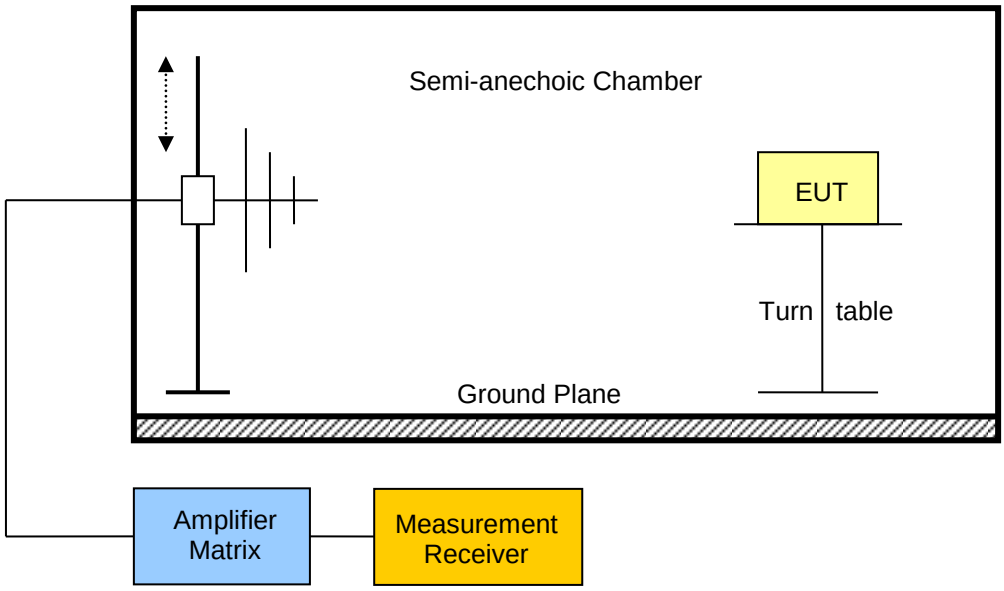

Test procedure
1. EUT set to test mode (Communication tester is used if needed) 2. Span it set according to measurement range 3. Resolution bandwidth below 1 GHz is set according to CISPR 16 with peak/quasi-peak detector and RBW of 1 MHz with peak/average detector is used above 1 GHz 4. Markers are set to peak emission levels within restricted bands

Test results – DH5

Channel	Frequency [MHz]	Mode	Emission [MHz]	Level [dbµV/m]	Det.	Pol.	Limit [dbµV/m]	Limit dist. [m]*	Margin [dB]
F_{LOW}	2402	DH5-Sngl	2377	50.81	pk	ver	74.00	3	-23.19
F_{LOW}	2402	DH5-Sngl	2377	27.24	avg	ver	54.00	3	-26.76
F_{LOW}	2402	DH5-Sngl	2377	51.20	pk	hor	74.00	3	-22.80
F_{LOW}	2402	DH5-Sngl	2377	27.44	avg	hor	54.00	3	-26.56
F_{LOW}	2402	DH5-Sngl	4800	50.70	pk	hor	74.00	3	-23.30
F_{LOW}	2402	DH5-Sngl	4804	53.16	pk	ver	74.00	3	-20.84
F_{LOW}	2402	DH5-Sngl	4804	48.82	avg	ver	54.00	3	-05.18
F_{LOW}	2402	DH5-Sngl	12009	54.66	pk	hor	74.00	3	-19.34
F_{LOW}	2402	DH5-Sngl	12009	45.41	avg	hor	54.00	3	-08.59
F_{LOW}	2402	DH5-Sngl	12011	58.41	pk	ver	74.00	3	-15.59
F_{LOW}	2402	DH5-Sngl	12011	50.17	avg	ver	54.00	3	-03.83
F_{MID}	2441	DH5-Sngl	2389	49.15	pk	ver	74.00	3	-24.85
F_{MID}	2441	DH5-Sngl	2389	48.43	pk	hor	74.00	3	-25.57
F_{MID}	2441	DH5-Sngl	2490	47.52	pk	hor	74.00	3	-26.48
F_{MID}	2441	DH5-Sngl	4882	56.85	pk	ver	74.00	3	-17.15
F_{MID}	2441	DH5-Sngl	4882	52.49	avg	ver	54.00	3	-01.51
F_{MID}	2441	DH5-Sngl	4882	56.48	pk	hor	74.00	3	-17.52
F_{MID}	2441	DH5-Sngl	4882	52.30	avg	hor	54.00	3	-01.70
F_{MID}	2441	DH5-Sngl	7322	59.34	pk	hor	74.00	3	-14.66
F_{MID}	2441	DH5-Sngl	7322	53.73	avg	hor	54.00	3	-00.27
F_{MID}	2441	DH5-Sngl	7323	54.97	pk	ver	74.00	3	-19.03
F_{MID}	2441	DH5-Sngl	7323	48.71	avg	ver	54.00	3	-05.29
F_{MID}	2441	DH5-Sngl	9760	62.74	pk	ver	95.00	3	-32.26
F_{MID}	2441	DH5-Sngl	9760	60.76	pk	hor	95.00	3	-34.24
F_{MID}	2441	DH5-Sngl	12204	50.76	pk	ver	74.00	3	-23.24
F_{MID}	2441	DH5-Sngl	12204	51.06	pk	hor	74.00	3	-22.94
F_{HIGH}	2480	DH5-Sngl	2484	52.97	pk	ver	74.00	3	-21.03
F_{HIGH}	2480	DH5-Sngl	2484	46.28	avg	ver	54.00	3	-07.72
F_{HIGH}	2480	DH5-Sngl	2484	57.52	pk	hor	74.00	3	-16.48

F_{HIGH}	2480	DH5-Sngl	2484	48.02	avg	hor	54.00	3	-05.98
F_{HIGH}	2480	DH5-Sngl	2487	47.57	pk	ver	74.00	3	-26.43
F_{HIGH}	2480	DH5-Sngl	2487	30.80	avg	ver	54.00	3	-23.20
F_{HIGH}	2480	DH5-Sngl	2487	51.36	pk	hor	74.00	3	-22.64
F_{HIGH}	2480	DH5-Sngl	2487	32.55	avg	hor	54.00	3	-21.45
F_{HIGH}	2480	DH5-Sngl	2489	50.97	pk	hor	74.00	3	-23.03
F_{HIGH}	2480	DH5-Sngl	2489	32.56	avg	hor	54.00	3	-21.44
F_{HIGH}	2480	DH5-Sngl	2490	44.15	pk	ver	74.00	3	-29.85
F_{HIGH}	2480	DH5-Sngl	2490	29.23	avg	ver	54.00	3	-24.77
F_{HIGH}	2480	DH5-Sngl	2493	43.17	pk	ver	74.00	3	-30.83
F_{HIGH}	2480	DH5-Sngl	2493	29.01	avg	ver	54.00	3	-24.99
F_{HIGH}	2480	DH5-Sngl	2493	48.07	pk	hor	74.00	3	-25.93
F_{HIGH}	2480	DH5-Sngl	2493	31.49	avg	hor	54.00	3	-22.51
F_{HIGH}	2480	DH5-Sngl	2496	43.41	pk	ver	74.00	3	-30.59
F_{HIGH}	2480	DH5-Sngl	2496	28.14	avg	ver	54.00	3	-25.86
F_{HIGH}	2480	DH5-Sngl	2496	46.05	pk	hor	74.00	3	-27.95
F_{HIGH}	2480	DH5-Sngl	2496	30.03	avg	hor	54.00	3	-23.97
F_{HIGH}	2480	DH5-Sngl	2503	54.51	pk	hor	95.00	3	-40.49
F_{HIGH}	2480	DH5-Sngl	4960	56.38	pk	ver	74.00	3	-17.62
F_{HIGH}	2480	DH5-Sngl	4960	52.75	avg	ver	54.00	3	-01.25
F_{HIGH}	2480	DH5-Sngl	4960	56.11	pk	hor	74.00	3	-17.89
F_{HIGH}	2480	DH5-Sngl	4960	51.79	avg	hor	54.00	3	-02.21
F_{HIGH}	2480	DH5-Sngl	7440	54.21	pk	hor	74.00	3	-19.79
F_{HIGH}	2480	DH5-Sngl	7440	47.97	avg	hor	54.00	3	-06.03
F_{HIGH}	2480	DH5-Sngl	12399	51.22	pk	ver	74.00	3	-22.78
F_{HIGH}	2480	DH5-Sngl	12399	41.38	avg	ver	54.00	3	-12.62
F_{HIGH}	2480	DH5-Sngl	12401	54.55	pk	hor	74.00	3	-19.45
F_{HIGH}	2480	DH5-Sngl	12401	44.55	avg	hor	54.00	3	-09.45
Test results – 3-DH5									
Channel	Frequency [MHz]	Mode	Emission [MHz]	Level [dbµV/m]	Det.	Pol.	Limit [dbµV/m]	Limit dist. [m]*	Margin [dB]
F_{LOW}	2402	3-DH5-Sngl	2377	47.68	pk	hor	74.00	3	-26.32
F_{LOW}	2402	3-DH5-Sngl	2377	27.59	avg	hor	54.00	3	-26.41
F_{LOW}	2402	3-DH5-Sngl	12000	52.56	pk	hor	74.00	3	-21.44
F_{LOW}	2402	3-DH5-Sngl	12010	54.96	pk	ver	74.00	3	-19.04
F_{LOW}	2402	3-DH5-Sngl	12010	45.07	avg	ver	54.00	3	-08.93
F_{MID}	2441	3-DH5-Sngl	4880	49.69	pk	ver	74.00	3	-24.31

F_{MID}	2441	3-DH5-Sngl	4882	53.26	pk	hor	74.00	3	-20.74
F_{MID}	2441	3-DH5-Sngl	4882	43.22	avg	hor	54.00	3	-10.78
F_{MID}	2441	3-DH5-Sngl	7320	52.27	pk	ver	74.00	3	-21.73
F_{MID}	2441	3-DH5-Sngl	7323	59.74	pk	hor	74.00	3	-14.26
F_{MID}	2441	3-DH5-Sngl	7323	52.42	avg	hor	54.00	3	-01.58
F_{HIGH}	2480	3-DH5-Sngl	2484	52.06	pk	ver	74.00	3	-21.94
F_{HIGH}	2480	3-DH5-Sngl	2484	39.42	avg	ver	54.00	3	-14.58
F_{HIGH}	2480	3-DH5-Sngl	2484	70.96	pk	hor	74.00	3	-03.04
F_{HIGH}	2480	3-DH5-Sngl	2484	36.36	avg	hor	54.00	3	-17.64
F_{HIGH}	2480	3-DH5-Sngl	2486	44.71	pk	hor	74.00	3	-29.29
F_{HIGH}	2480	3-DH5-Sngl	2486	29.45	avg	hor	54.00	3	-24.55
F_{HIGH}	2480	3-DH5-Sngl	2489	43.90	pk	ver	74.00	3	-30.10
F_{HIGH}	2480	3-DH5-Sngl	2489	27.85	avg	ver	54.00	3	-26.15
F_{HIGH}	2480	3-DH5-Sngl	2490	57.61	pk	hor	74.00	3	-16.39
F_{HIGH}	2480	3-DH5-Sngl	2490	28.87	avg	hor	54.00	3	-25.13
F_{HIGH}	2480	3-DH5-Sngl	2496	44.52	pk	hor	74.00	3	-29.48
F_{HIGH}	2480	3-DH5-Sngl	2496	28.36	avg	hor	54.00	3	-25.64
F_{HIGH}	2480	3-DH5-Sngl	4960	49.31	pk	ver	74.00	3	-24.69
F_{HIGH}	2480	3-DH5-Sngl	4960	51.21	pk	hor	74.00	3	-22.79
F_{HIGH}	2480	3-DH5-Sngl	7432	47.98	pk	ver	74.00	3	-26.02
F_{HIGH}	2480	3-DH5-Sngl	7439	50.79	pk	hor	74.00	3	-23.21
F_{HIGH}	2480	3-DH5-Sngl	7439	42.17	avg	hor	54.00	3	-11.83
Comments: * Physical distance between EUT and measurement antenna.									

3.11 Test Conditions and Results – Receiver radiated emissions

Receiver radiated emissions acc. IC RSS-247				**Verdict: PASS**
Test according referenced standards	Reference Method			
	IC RSS-247 3.1			
Test according to measurement reference	Reference Method			
	ANSI C63.10			
Test frequency range	Tested frequencies			
	30 MHz – 5th Harmonic			
EUT test mode	Receive			
Limits				
Frequency range [MHz]	Detector	Limit [µV/m]	Limit [dBµV/m]	Limit Distance [m]
30 – 88	Quasi-Peak	100	40	3
88 – 216	Quasi-Peak	150	43.5	3
216 – 960	Quasi-Peak	200	46	3
960 – 1000	Quasi-Peak	500	54	3
> 1000	Average	500	54	3
Test setup				

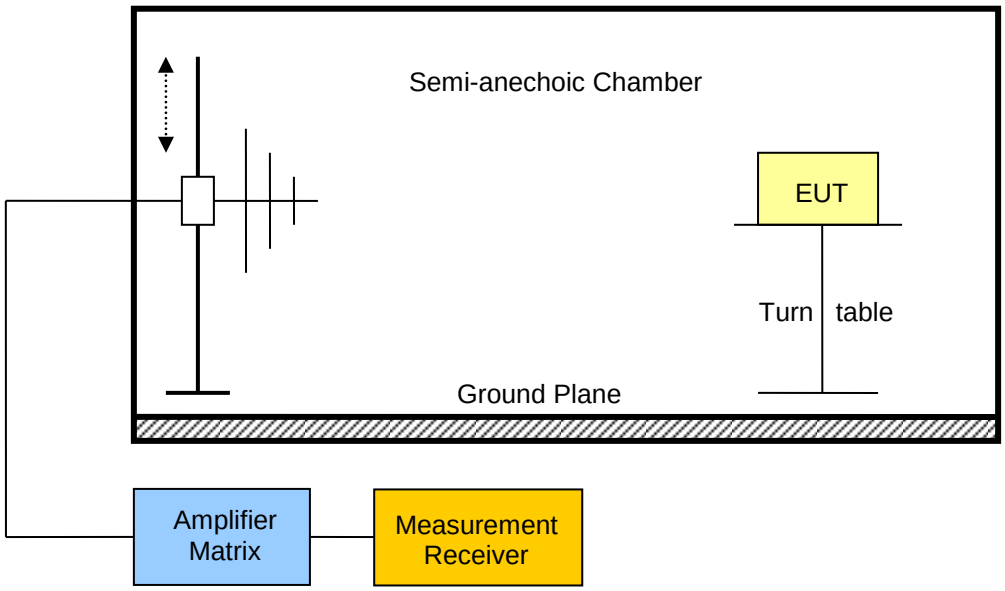

Test procedure
1. EUT set to receive mode (Communication tester is used if needed) 2. Span it set according to measurement range 3. Resolution bandwidth below 1 GHz is set according to CISPR 16 with peak/quasi-peak detector and RBW of 1 MHz with peak/average detector is used above 1 GHz 4. Markers are set to peak emission levels

Test results

Channel	Frequency [MHz]	Emission [MHz]	Emission Level [dbµV/m]	Emission Level [µV/m]	Det.	Limit [µV/m]	Margin [µV/m]
Bluetooth	RX scan mode	2428	41.17	114.42	pk	500	-385.58
Bluetooth	RX scan mode	2428	49.93	313.69	avg	500	-186.31

Comments:

ANNEX A Transmitter radiated spurious emissions

Spurious emissions according to FCC part 15 Subpart C § 15.247

Project number: G0M-1503-4620

Applicant:	BARTEC PIXAVI AS
EUT Name:	Wireless camera (Standard version)
Model:	OrbitX ST
Test Site:	Eurofins Product Service GmbH
Operator:	Mr. Handrik
Test Conditions:	Tnom: 23°C, Vnom: 3.7 VDC lithium battery
Antenna:	Rohde & Schwarz HK 116, Vertical
Measurement distance:	3 m
Mode:	TX; Bluetooth DUT mode: 2402 MHz, DH5
Test Date:	2015-04-28
Note:	EUT horizontal

Index 153

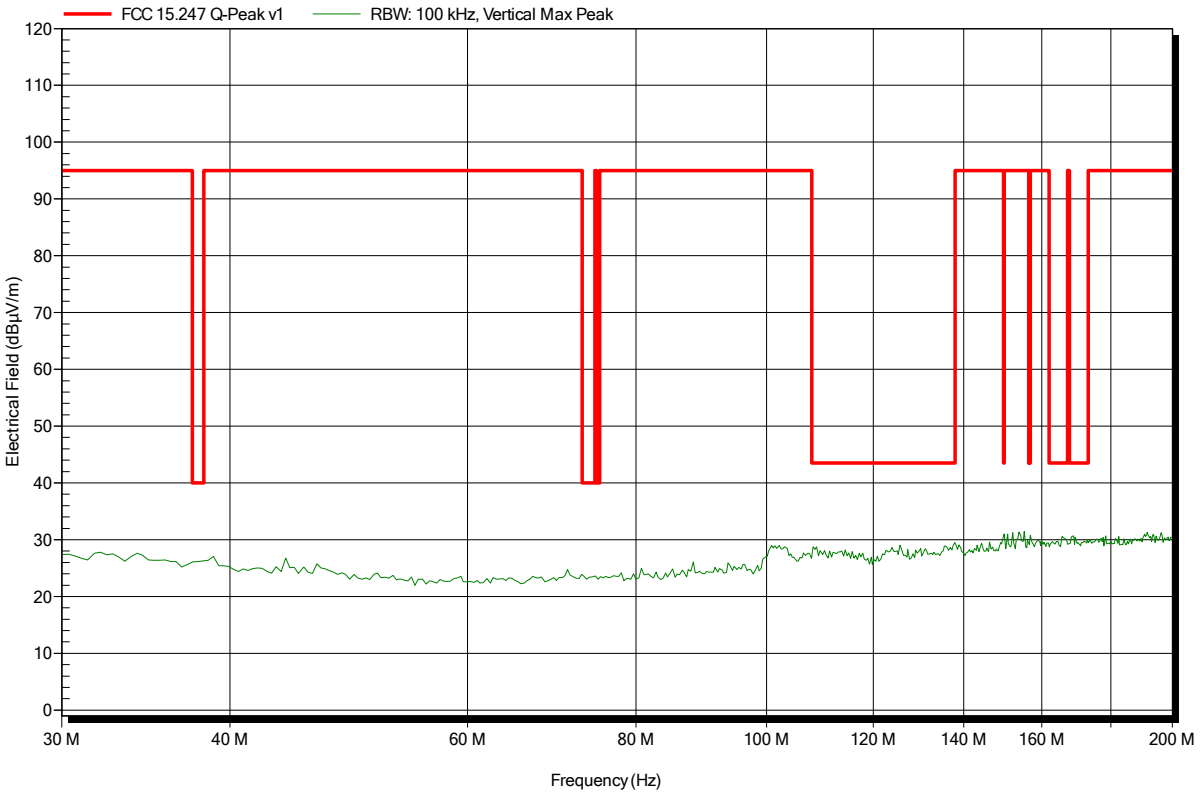

Spurious emissions according to FCC part 15 Subpart C § 15.247

Project number: G0M-1503-4620

Applicant:	BARTEC PIXAVI AS
EUT Name:	Wireless camera (Standard version)
Model:	OrbitX ST
Test Site:	Eurofins Product Service GmbH
Operator:	Mr. Handrik
Test Conditions:	Tnom: 23°C, Vnom: 3.7 VDC lithium battery
Antenna:	Rohde & Schwarz HK 116, Horizontal
Measurement distance:	3 m
Mode:	TX; Bluetooth DUT mode: 2402 MHz, DH5
Test Date:	2015-04-28
Note:	EUT horizontal

Index 158

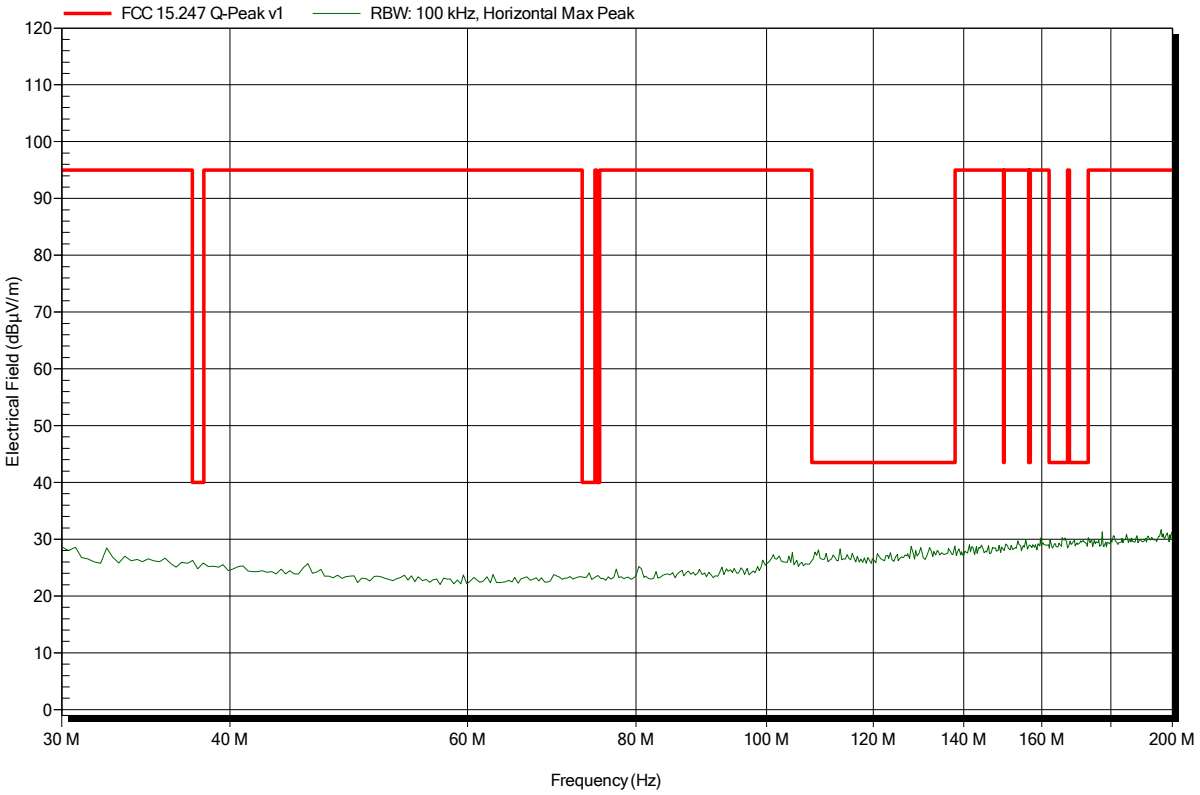

Spurious emissions according to FCC part 15 Subpart C § 15.247

Project number: G0M-1503-4620

Applicant:	BARTEC PIXAVI AS
EUT Name:	Wireless camera (Standard version)
Model:	OrbitX ST
Test Site:	Eurofins Product Service GmbH
Operator:	Mr. Handrik
Test Conditions:	Tnom: 23°C, Vnom: 3.7 VDC lithium battery
Antenna:	Rohde & Schwarz HK 116, Vertical
Measurement distance:	3 m
Mode:	TX; Bluetooth DUT mode: 2441 MHz, DH5
Test Date:	2015-04-28
Note:	EUT horizontal

Index 154

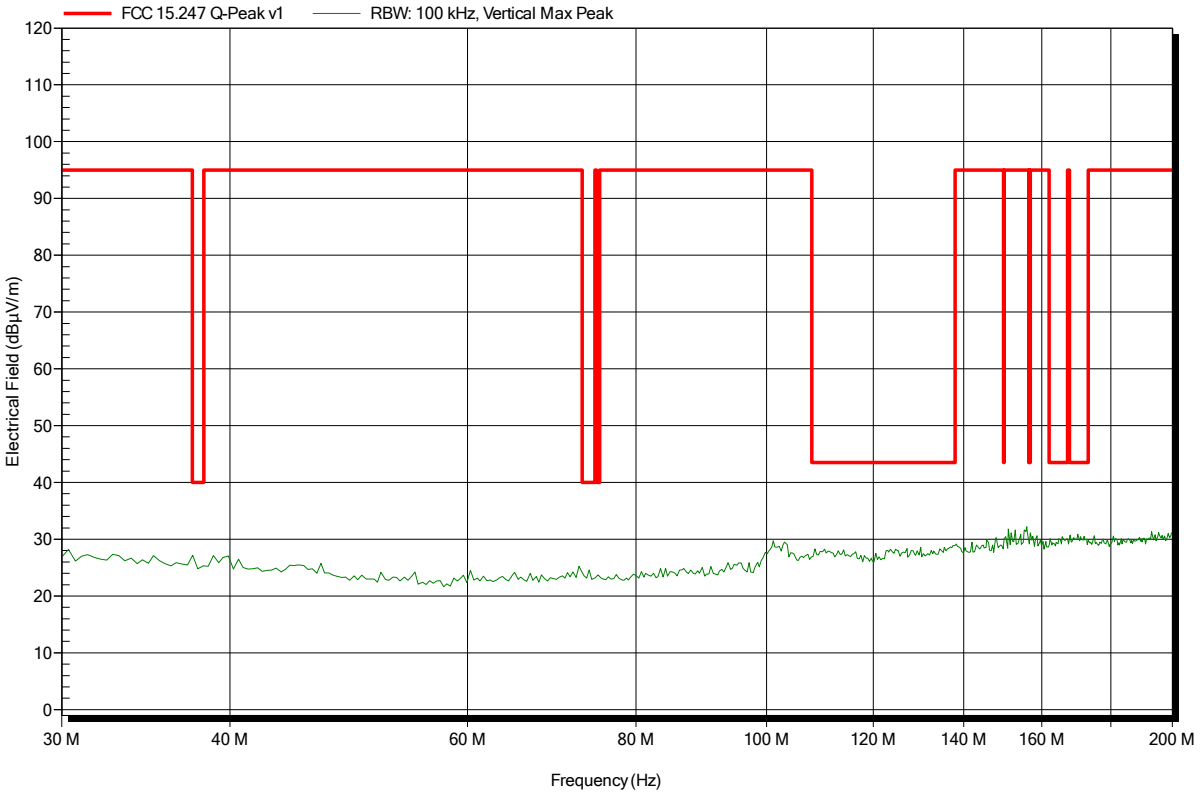

Spurious emissions according to FCC part 15 Subpart C § 15.247

Project number: G0M-1503-4620

Applicant:	BARTEC PIXAVI AS
EUT Name:	Wireless camera (Standard version)
Model:	OrbitX ST
Test Site:	Eurofins Product Service GmbH
Operator:	Mr. Handrik
Test Conditions:	Tnom: 23°C, Vnom: 3.7 VDC lithium battery
Antenna:	Rohde & Schwarz HK 116, Horizontal
Measurement distance:	3 m
Mode:	TX; Bluetooth DUT mode: 2441 MHz, DH5
Test Date:	2015-04-28
Note:	EUT horizontal

Index 157

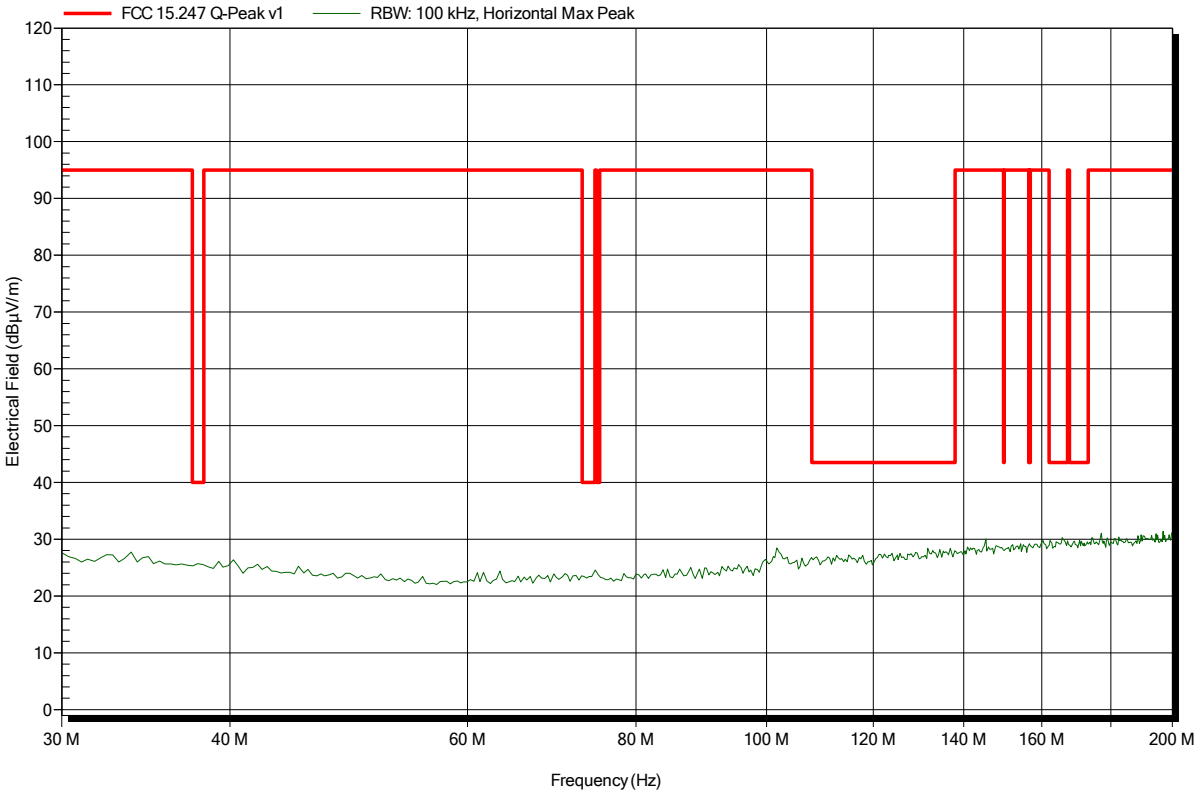

Spurious emissions according to FCC part 15 Subpart C § 15.247

Project number: G0M-1503-4620

Applicant:	BARTEC PIXAVI AS
EUT Name:	Wireless camera (Standard version)
Model:	OrbitX ST
Test Site:	Eurofins Product Service GmbH
Operator:	Mr. Handrik
Test Conditions:	Tnom: 23°C, Vnom: 3.7 VDC lithium battery
Antenna:	Rohde & Schwarz HK 116, Vertical
Measurement distance:	3 m
Mode:	TX; Bluetooth DUT mode: 2480 MHz, DH5
Test Date:	2015-04-28
Note:	EUT horizontal

Index 155

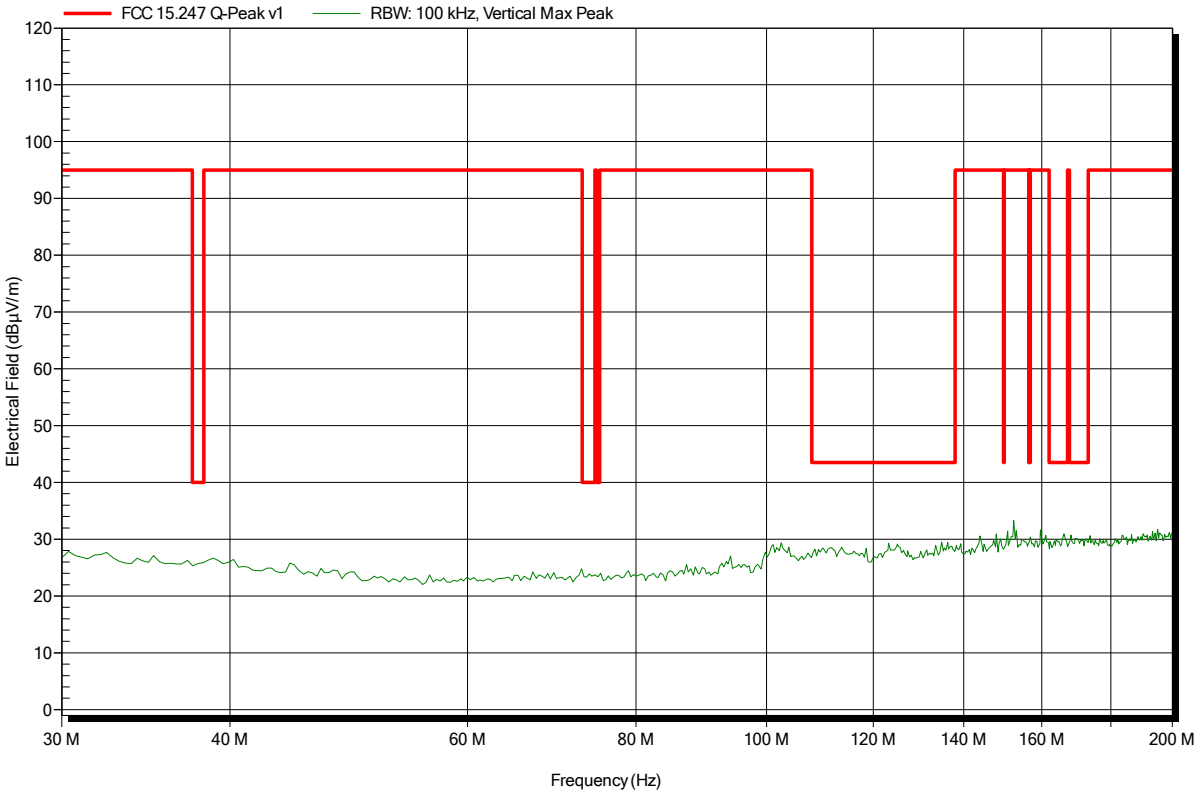

Spurious emissions according to FCC part 15 Subpart C § 15.247

Project number: G0M-1503-4620

Applicant:	BARTEC PIXAVI AS
EUT Name:	Wireless camera (Standard version)
Model:	OrbitX ST
Test Site:	Eurofins Product Service GmbH
Operator:	Mr. Handrik
Test Conditions:	Tnom: 23°C, Vnom: 3.7 VDC lithium battery
Antenna:	Rohde & Schwarz HK 116, Horizontal
Measurement distance:	3 m
Mode:	TX; Bluetooth DUT mode: 2480 MHz, DH5
Test Date:	2015-04-28
Note:	EUT horizontal

Index 156

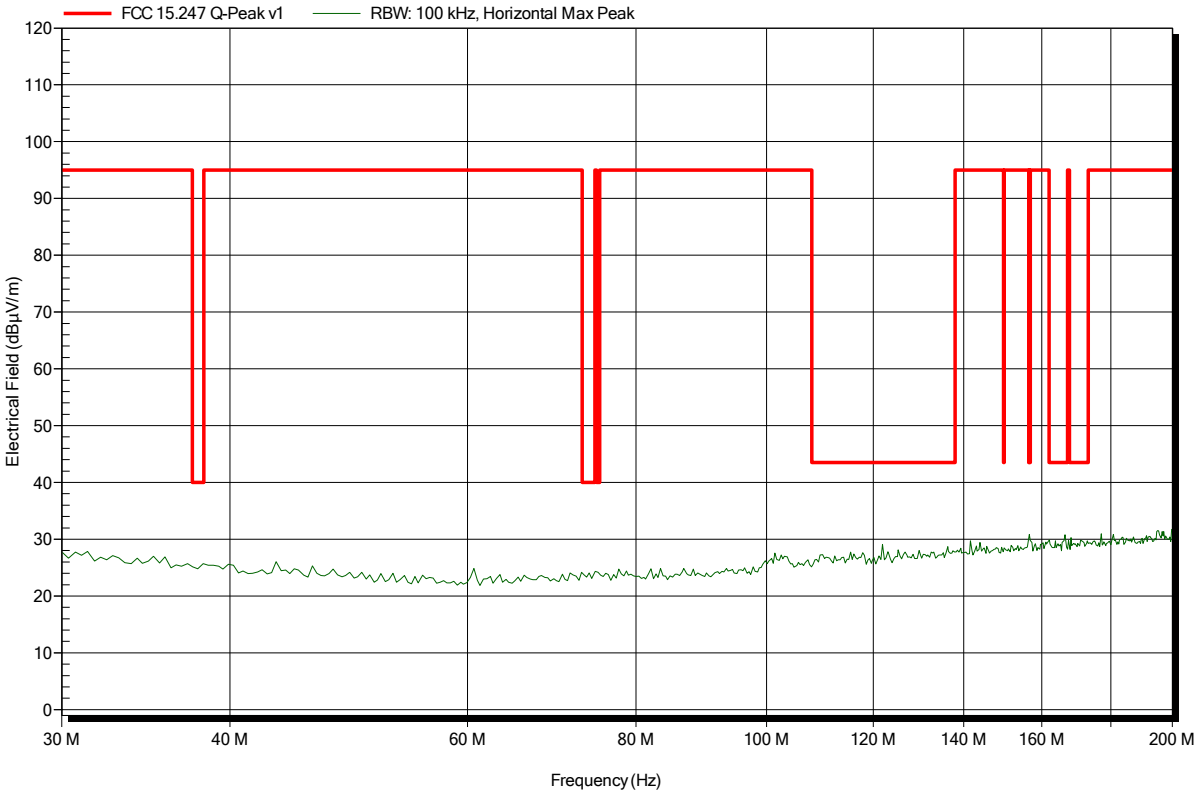

Spurious emissions according to FCC part 15 Subpart C § 15.247

Project number: G0M-1503-4620

Applicant:	BARTEC PIXAVI AS
EUT Name:	Wireless camera (Standard version)
Model:	OrbitX ST
Test Site:	Eurofins Product Service GmbH
Operator:	Mr. Handrik
Test Conditions:	Tnom: 23°C, Vnom: 3.7 VDC lithium battery
Antenna:	Rohde & Schwarz HL 223, Vertical
Measurement distance:	3 m
Mode:	TX; Bluetooth DUT mode: 2402 MHz, DH5
Test Date:	2015-04-28
Note:	EUT horizontal

Index 152

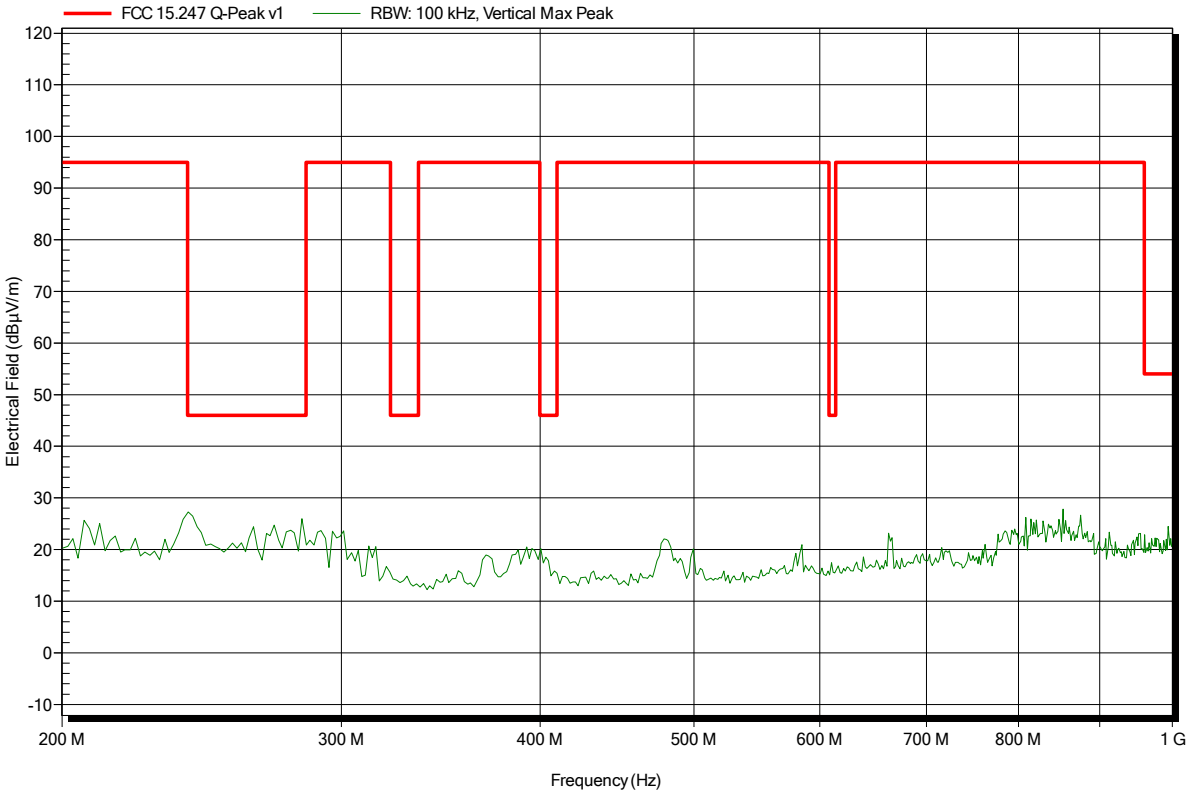

Spurious emissions according to FCC part 15 Subpart C § 15.247

Project number: G0M-1503-4620

Applicant:	BARTEC PIXAVI AS
EUT Name:	Wireless camera (Standard version)
Model:	OrbitX ST
Test Site:	Eurofins Product Service GmbH
Operator:	Mr. Handrik
Test Conditions:	Tnom: 23°C, Vnom: 3.7 VDC lithium battery
Antenna:	Rohde & Schwarz HL 223, Horizontal
Measurement distance:	3 m
Mode:	TX; Bluetooth DUT mode: 2402 MHz, DH5
Test Date:	2015-04-28
Note:	EUT horizontal

Index 147

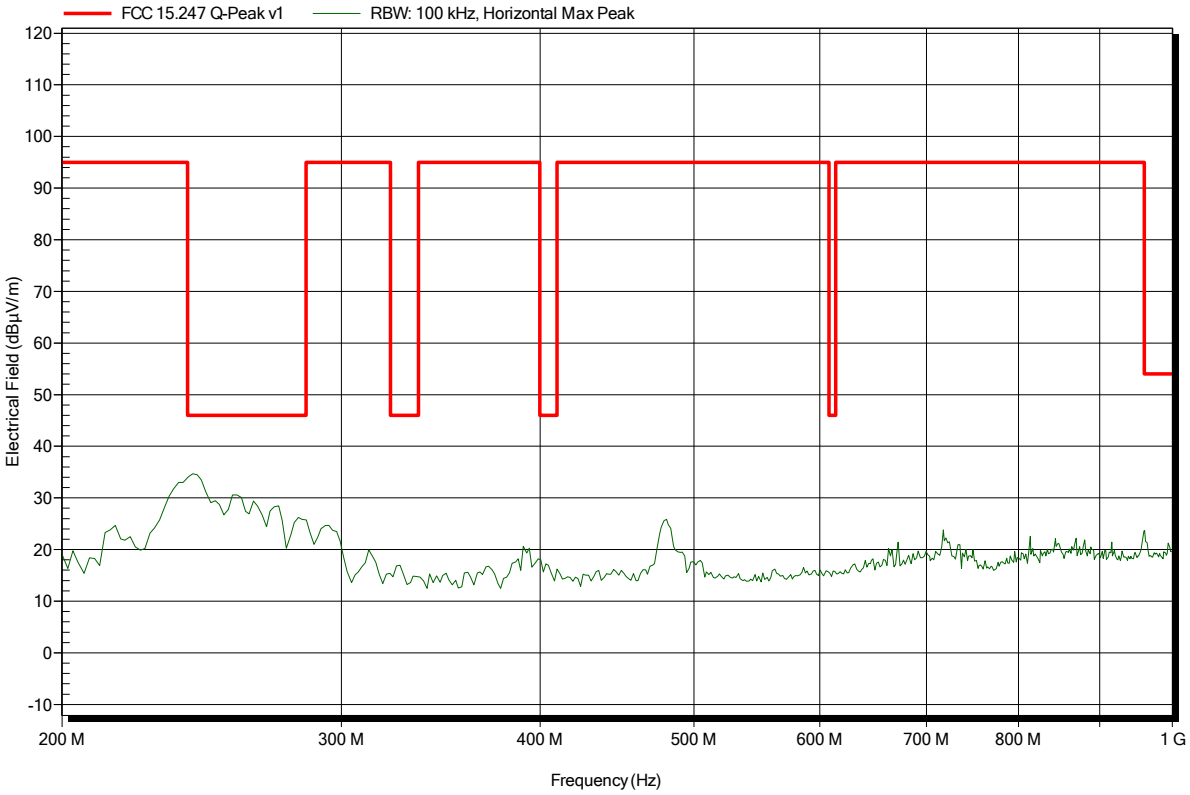

Spurious emissions according to FCC part 15 Subpart C § 15.247

Project number: G0M-1503-4620

Applicant:	BARTEC PIXAVI AS
EUT Name:	Wireless camera (Standard version)
Model:	OrbitX ST
Test Site:	Eurofins Product Service GmbH
Operator:	Mr. Handrik
Test Conditions:	Tnom: 23°C, Vnom: 3.7 VDC lithium battery
Antenna:	Rohde & Schwarz HL 223, Vertical
Measurement distance:	3 m
Mode:	TX; Bluetooth DUT mode: 2441 MHz, DH5
Test Date:	2015-04-28
Note:	EUT horizontal

Index 151

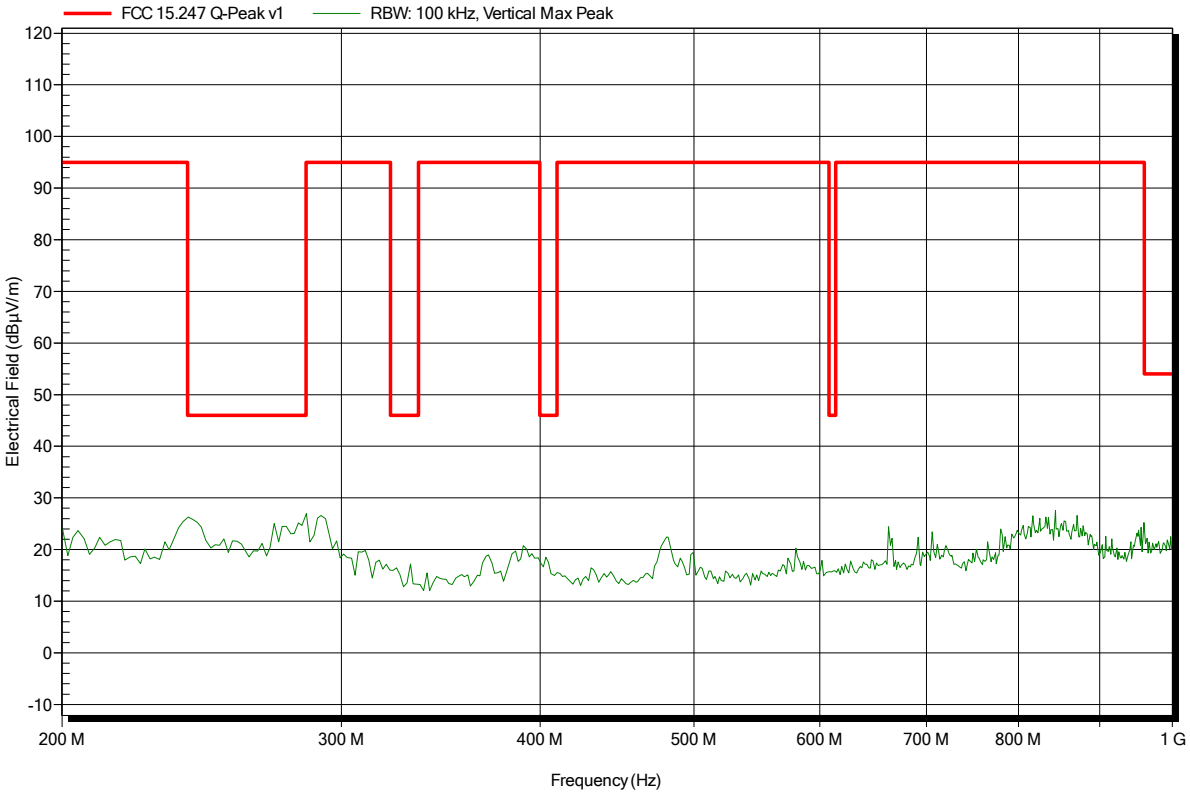

Spurious emissions according to FCC part 15 Subpart C § 15.247

Project number: G0M-1503-4620

Applicant:	BARTEC PIXAVI AS
EUT Name:	Wireless camera (Standard version)
Model:	OrbitX ST
Test Site:	Eurofins Product Service GmbH
Operator:	Mr. Handrik
Test Conditions:	Tnom: 23°C, Vnom: 3.7 VDC lithium battery
Antenna:	Rohde & Schwarz HL 223, Horizontal
Measurement distance:	3 m
Mode:	TX; Bluetooth DUT mode: 2441 MHz, DH5
Test Date:	2015-04-28
Note:	EUT horizontal

Index 148

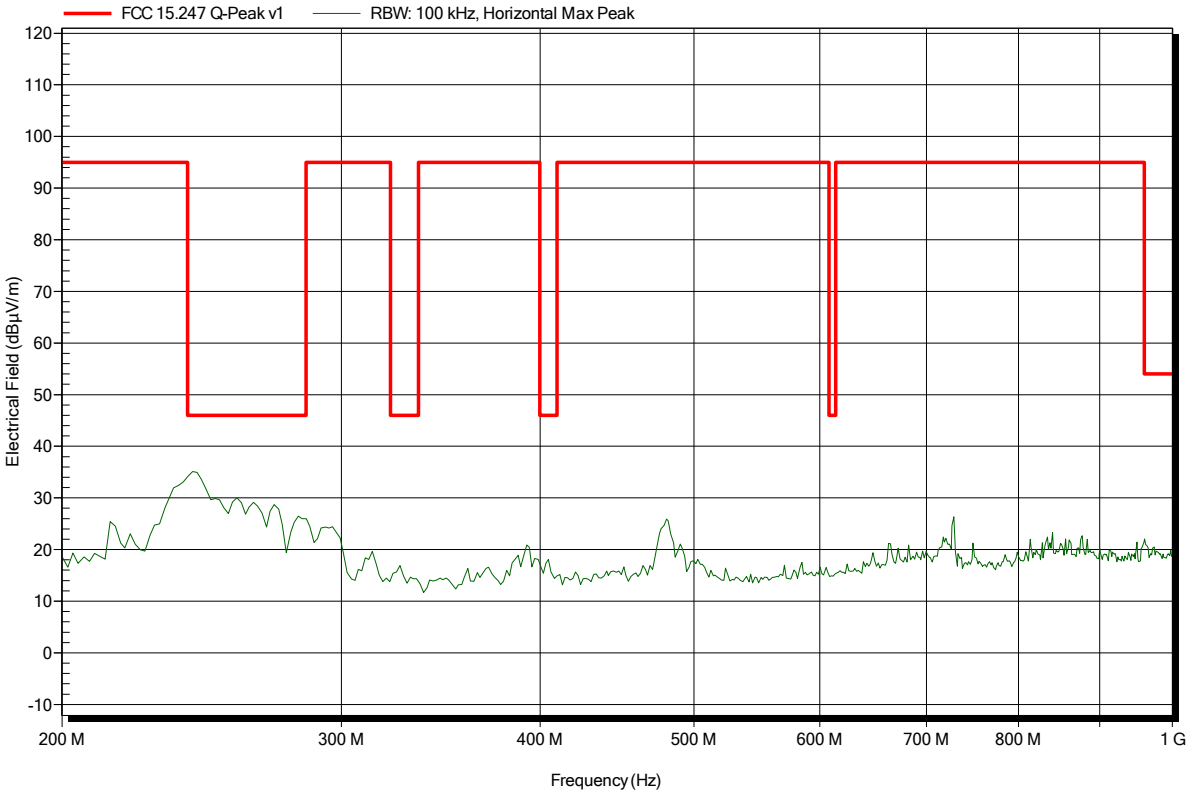

Spurious emissions according to FCC part 15 Subpart C § 15.247

Project number: G0M-1503-4620

Applicant:	BARTEC PIXAVI AS
EUT Name:	Wireless camera (Standard version)
Model:	OrbitX ST
Test Site:	Eurofins Product Service GmbH
Operator:	Mr. Handrik
Test Conditions:	Tnom: 23°C, Vnom: 3.7 VDC lithium battery
Antenna:	Rohde & Schwarz HL 223, Vertical
Measurement distance:	3 m
Mode:	TX; Bluetooth DUT mode: 2480 MHz, DH5
Test Date:	2015-04-28
Note:	EUT horizontal

Index 150

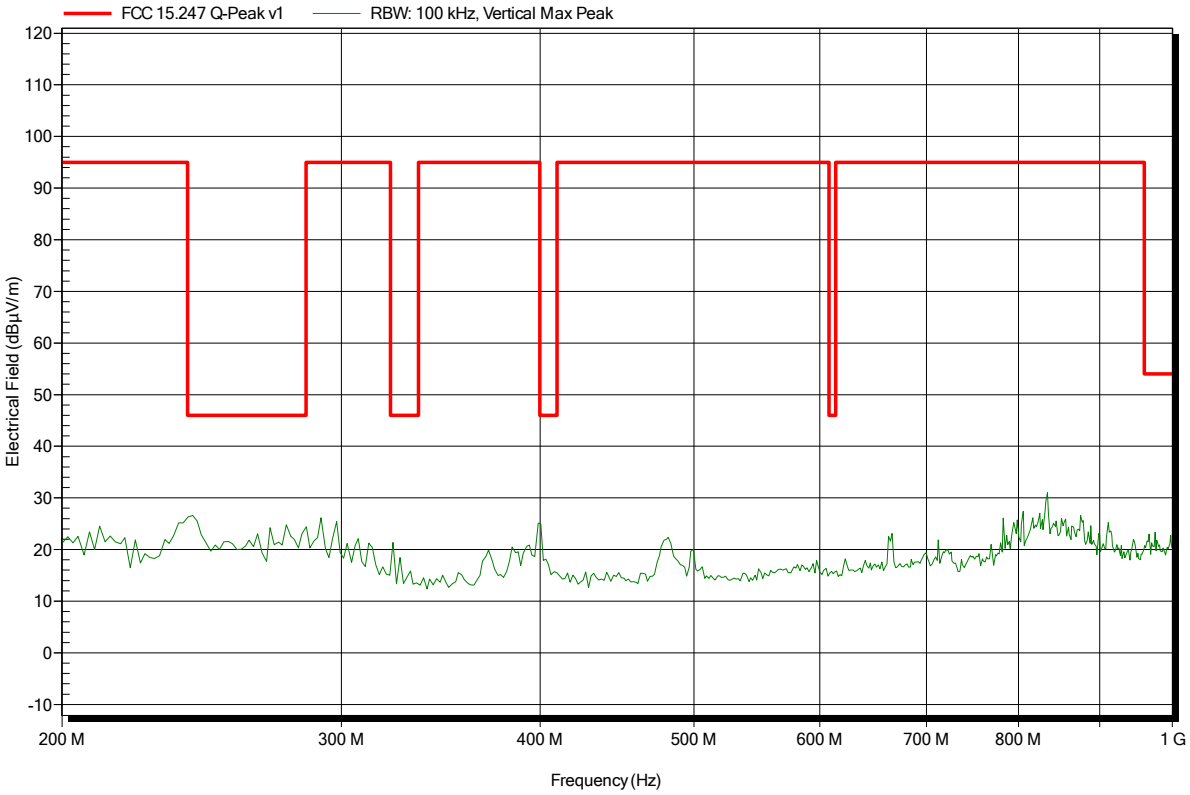

Spurious emissions according to FCC part 15 Subpart C § 15.247

Project number: G0M-1503-4620

Applicant:	BARTEC PIXAVI AS
EUT Name:	Wireless camera (Standard version)
Model:	OrbitX ST
Test Site:	Eurofins Product Service GmbH
Operator:	Mr. Handrik
Test Conditions:	Tnom: 23°C, Vnom: 3.7 VDC lithium battery
Antenna:	Rohde & Schwarz HL 223, Horizontal
Measurement distance:	3 m
Mode:	TX; Bluetooth DUT mode: 2480 MHz, DH5
Test Date:	2015-04-28
Note:	EUT horizontal

Index 149

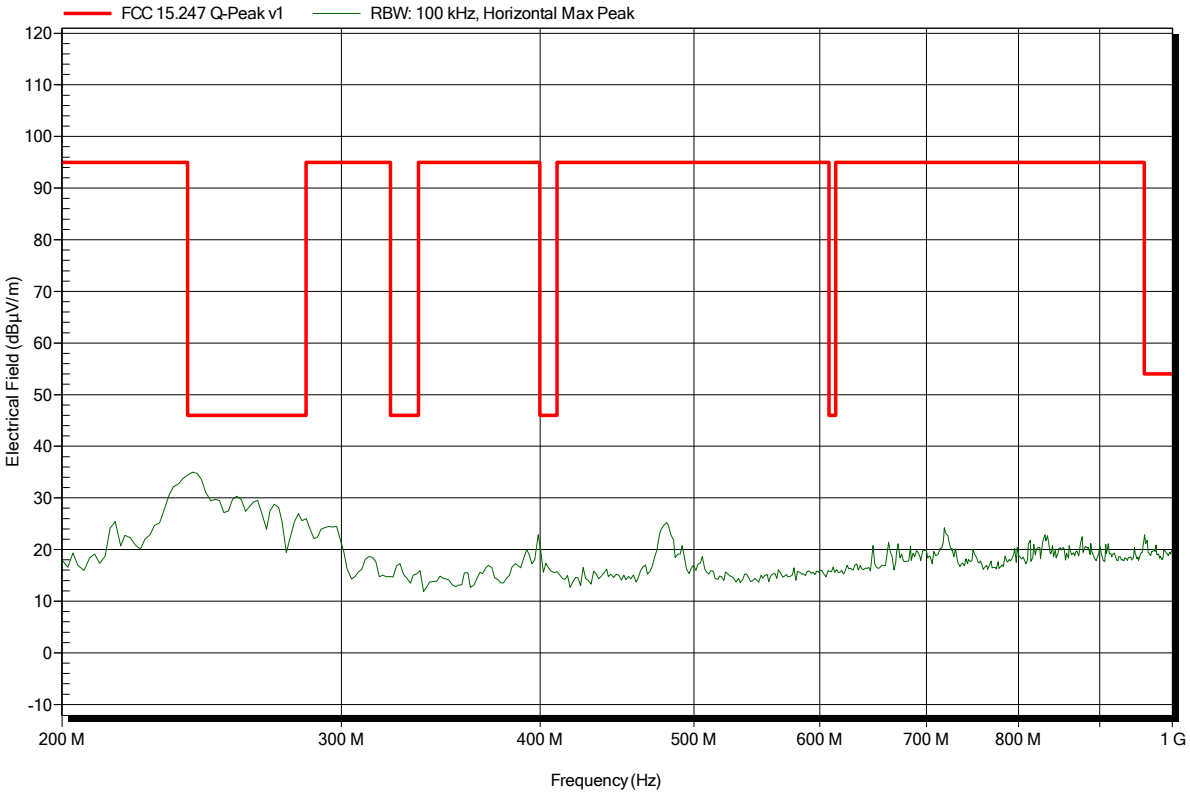

Spurious emissions according to FCC part 15 Subpart C § 15.247

Project number: G0M-1503-4620

Applicant:	BARTEC PIXAVI AS
EUT Name:	Wireless camera (Standard version)
Model:	OrbitX ST
Test Site:	Eurofins Product Service GmbH
Operator:	Mr. Handrik
Test Conditions:	Tnom: 23°C, Vnom: 3.7 VDC lithium battery
Antenna:	Rohde & Schwarz HL 025, Vertical
Measurement distance:	3 m
Mode:	TX; Bluetooth DUT mode: 2402 MHz, DH5
Test Date:	2015-04-27
Note:	EUT horizontal

Index 84

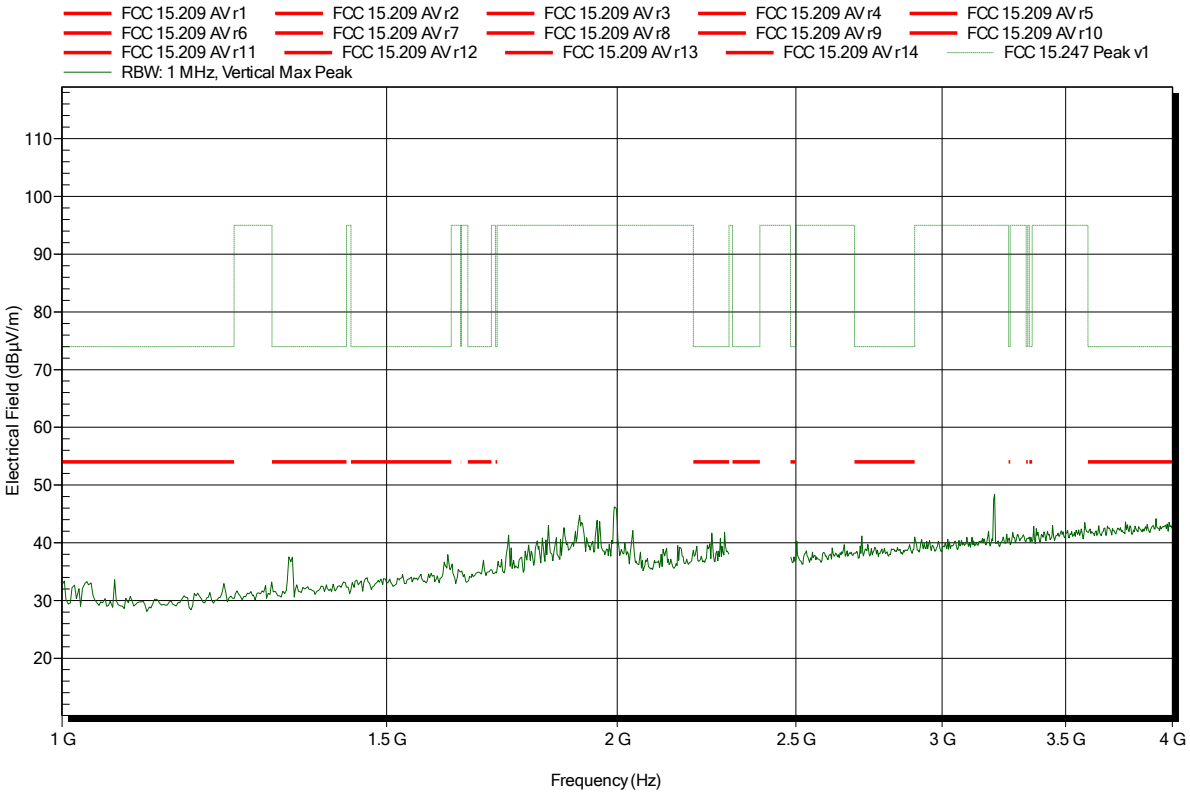

Spurious emissions according to FCC part 15 Subpart C § 15.247

Project number: G0M-1503-4620

Applicant:	BARTEC PIXAVI AS
EUT Name:	Wireless camera (Standard version)
Model:	OrbitX ST
Test Site:	Eurofins Product Service GmbH
Operator:	Mr. Handrik
Test Conditions:	Tnom: 23°C, Vnom: 3.7 VDC lithium battery
Antenna:	Rohde & Schwarz HL 025, Vertical
Measurement distance:	3 m
Mode:	TX; Bluetooth DUT mode: 2402 MHz, DH5
Test Date:	2015-04-27
Note:	EUT horizontal; lower bandedge

Index 85

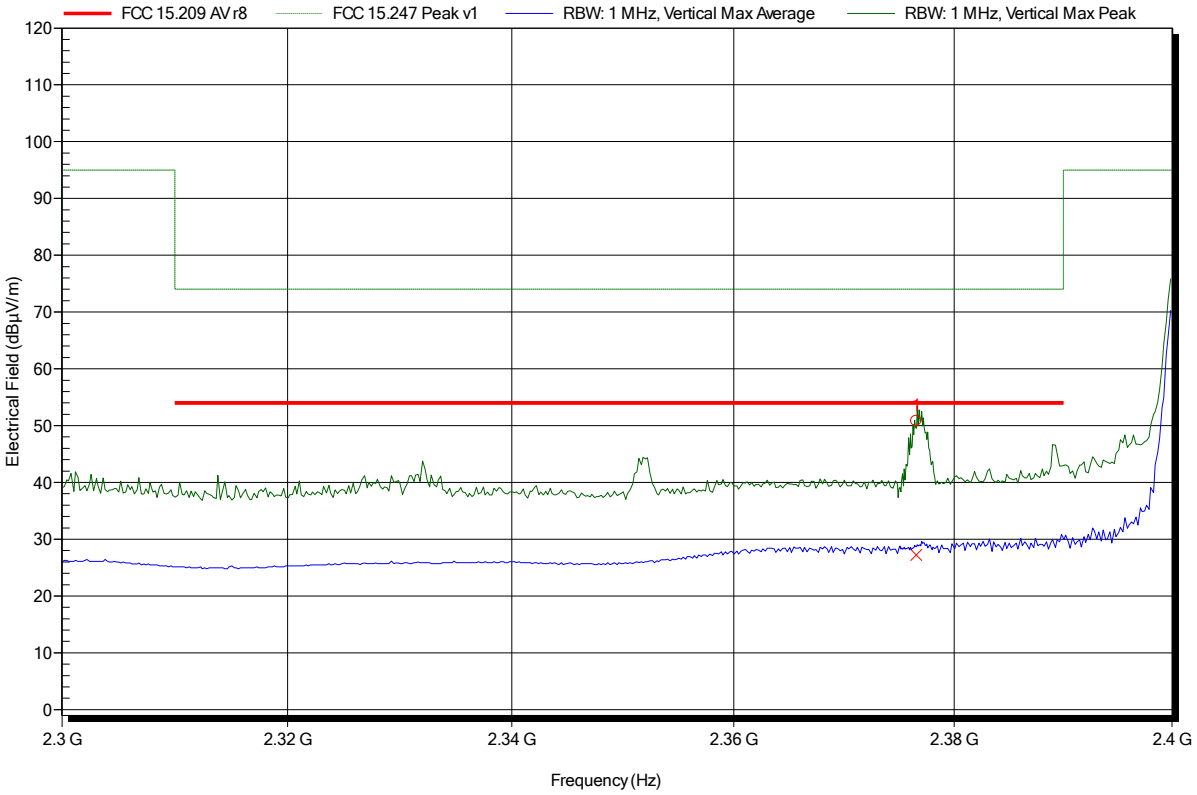

Frequency	Peak	Peak Limit	Peak Difference	Peak Status
2.377 GHz	50.81 dBµV/m	74 dBµV/m	-23.19 dB	Pass

Frequency	Average	Average Limit	Average Difference	Average Status
2.377 GHz	27.24 dBµV/m	54 dBµV/m	-26.76dB	Pass

Spurious emissions according to FCC part 15 Subpart C § 15.247

Project number: G0M-1503-4620

Applicant:	BARTEC PIXAVI AS
EUT Name:	Wireless camera (Standard version)
Model:	OrbitX ST
Test Site:	Eurofins Product Service GmbH
Operator:	Mr. Handrik
Test Conditions:	Tnom: 23°C, Vnom: 3.7 VDC lithium battery
Antenna:	Rohde & Schwarz HL 025, Horizontal
Measurement distance:	3 m
Mode:	TX; Bluetooth DUT mode: 2402 MHz, DH5
Test Date:	2015-04-28
Note:	EUT horizontal

Index 91

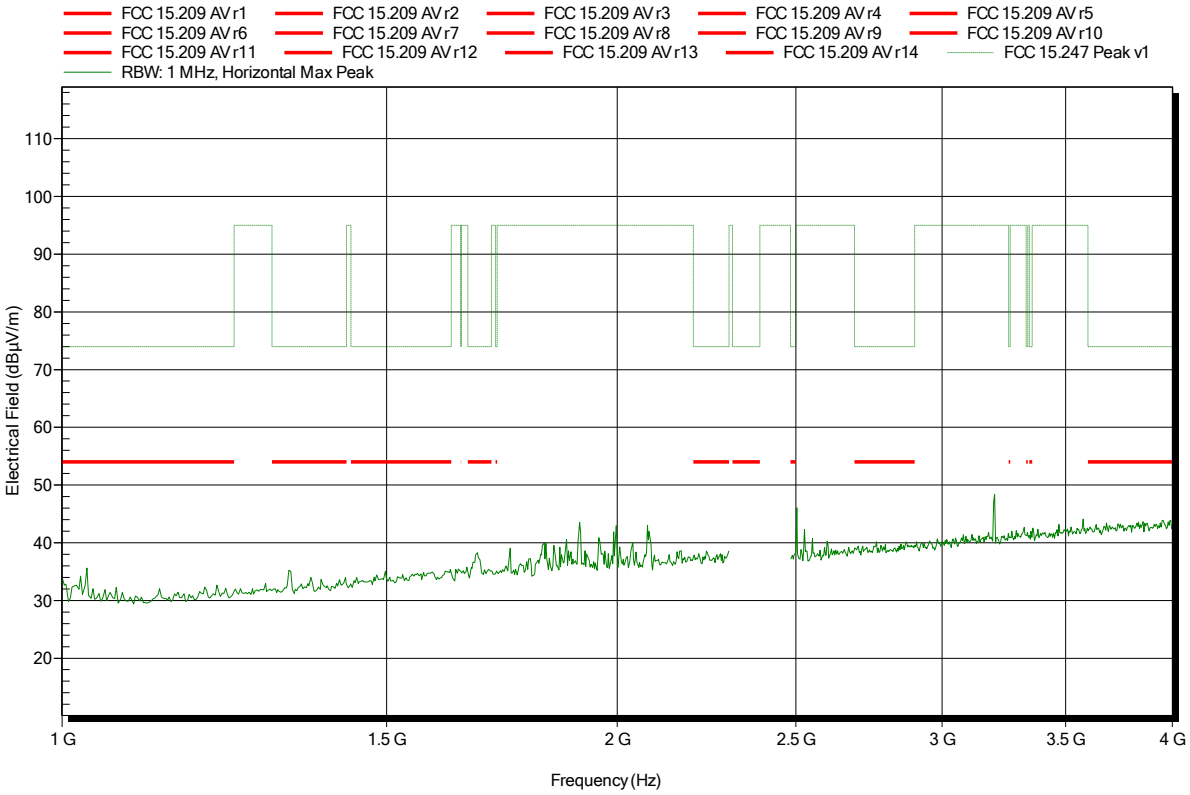

Spurious emissions according to FCC part 15 Subpart C § 15.247

Project number: G0M-1503-4620

Applicant:	BARTEC PIXAVI AS
EUT Name:	Wireless camera (Standard version)
Model:	OrbitX ST
Test Site:	Eurofins Product Service GmbH
Operator:	Mr. Handrik
Test Conditions:	Tnom: 23°C, Vnom: 3.7 VDC lithium battery
Antenna:	Rohde & Schwarz HL 025, Horizontal
Measurement distance:	3 m
Mode:	TX; Bluetooth DUT mode: 2402 MHz, DH5
Test Date:	2015-04-28
Note:	EUT horizontal; lower bandedge

Index 92

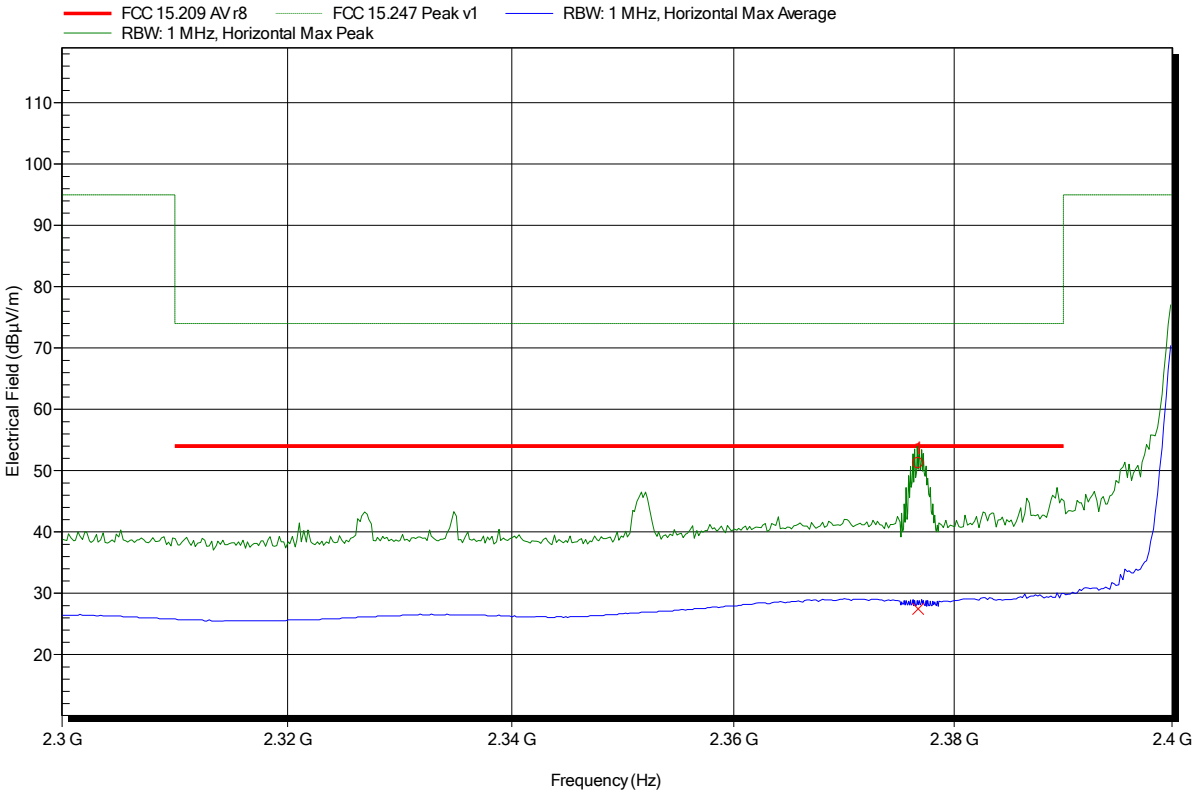

Frequency	Peak	Peak Limit	Peak Difference	Peak Status
2.377 GHz	51.2 dBµV/m	74 dBµV/m	-22.8 dB	Pass

Frequency	Average	Average Limit	Average Difference	Average Status
2.377 GHz	27.44 dBµV/m	54 dBµV/m	-26.56 dB	Pass

Spurious emissions according to FCC part 15 Subpart C § 15.247

Project number: G0M-1503-4620

Applicant:	BARTEC PIXAVI AS
EUT Name:	Wireless camera (Standard version)
Model:	OrbitX ST
Test Site:	Eurofins Product Service GmbH
Operator:	Mr. Handrik
Test Conditions:	Tnom: 23°C, Vnom: 3.7 VDC lithium battery
Antenna:	Rohde & Schwarz HL 025, Vertical
Measurement distance:	3 m
Mode:	TX; Bluetooth DUT mode: 2441 MHz, DH5
Test Date:	2015-04-28
Note:	EUT horizontal

Index 86

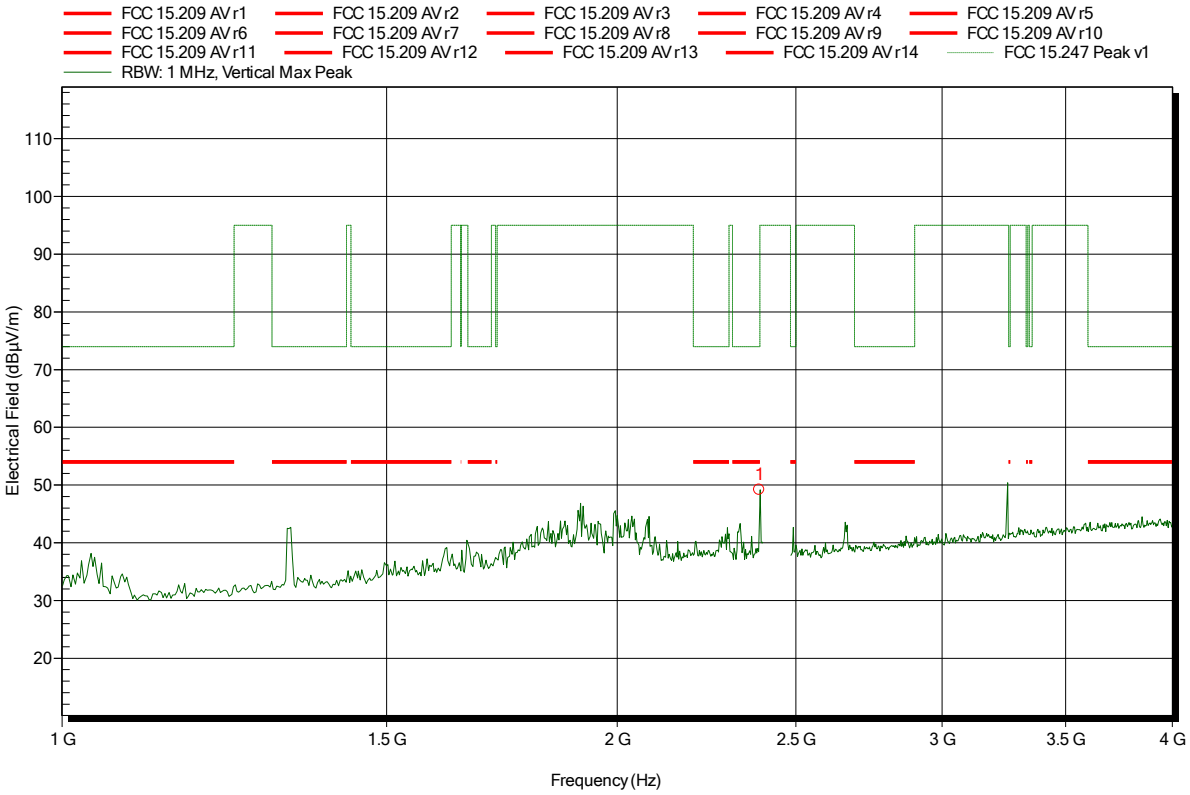

Frequency	Peak	Peak Limit	Peak Difference	Peak Status
2.389 GHz	49.15 dBµV/m	74 dBµV/m	-24.85 dB	Pass

Spurious emissions according to FCC part 15 Subpart C § 15.247

Project number: G0M-1503-4620

Applicant:	BARTEC PIXAVI AS
EUT Name:	Wireless camera (Standard version)
Model:	OrbitX ST
Test Site:	Eurofins Product Service GmbH
Operator:	Mr. Handrik
Test Conditions:	Tnom: 23°C, Vnom: 3.7 VDC lithium battery
Antenna:	Rohde & Schwarz HL 025, Horizontal
Measurement distance:	3 m
Mode:	TX; Bluetooth DUT mode: 2441 MHz, DH5
Test Date:	2015-04-28
Note:	EUT horizontal

Index 90

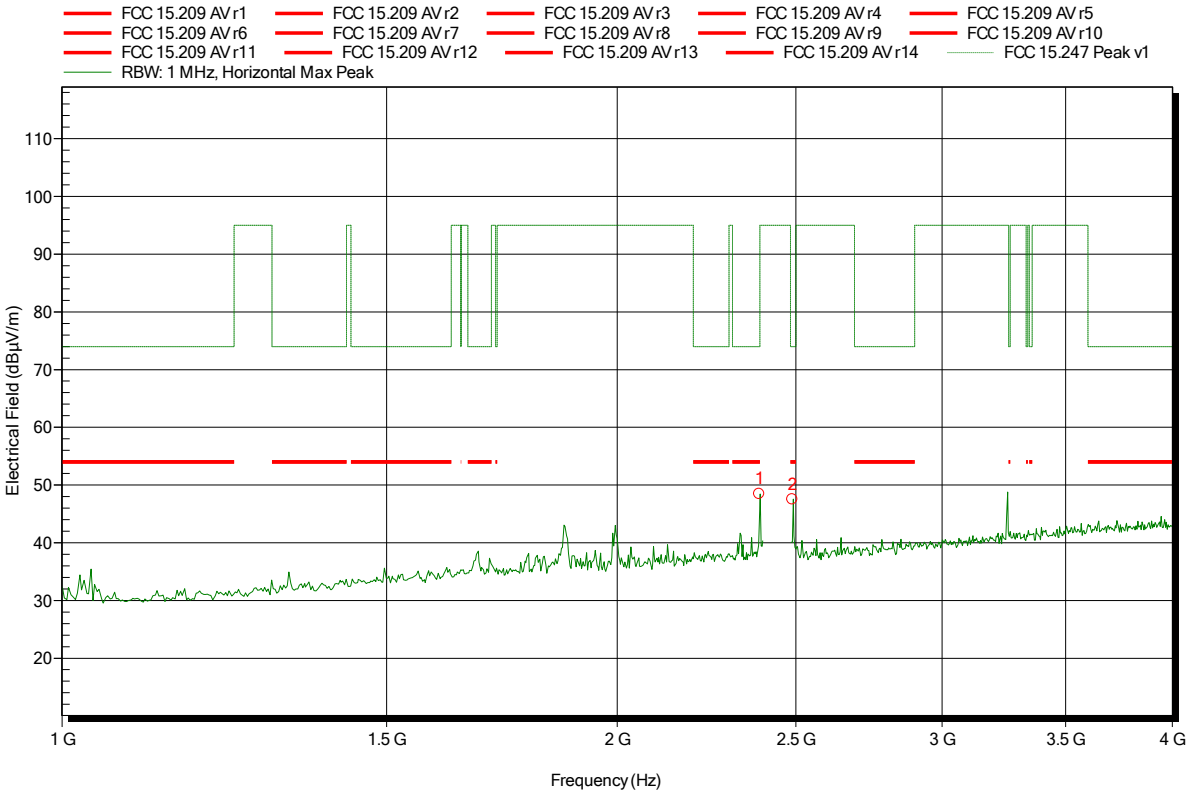

Frequency	Peak	Peak Limit	Peak Difference	Peak Status
2.389 GHz	48.43 dBµV/m	74 dBµV/m	-25.57 dB	Pass
2.49 GHz	47.52 dBµV/m	74 dBµV/m	-26.48 dB	Pass

Spurious emissions according to FCC part 15 Subpart C § 15.247

Project number: G0M-1503-4620

Applicant:	BARTEC PIXAVI AS
EUT Name:	Wireless camera (Standard version)
Model:	OrbitX ST
Test Site:	Eurofins Product Service GmbH
Operator:	Mr. Handrik
Test Conditions:	Tnom: 23°C, Vnom: 3.7 VDC lithium battery
Antenna:	Rohde & Schwarz HL 025, Vertical
Measurement distance:	3 m
Mode:	TX; Bluetooth DUT mode: 2480 MHz, DH5
Test Date:	2015-04-28
Note:	EUT horizontal

Index 87

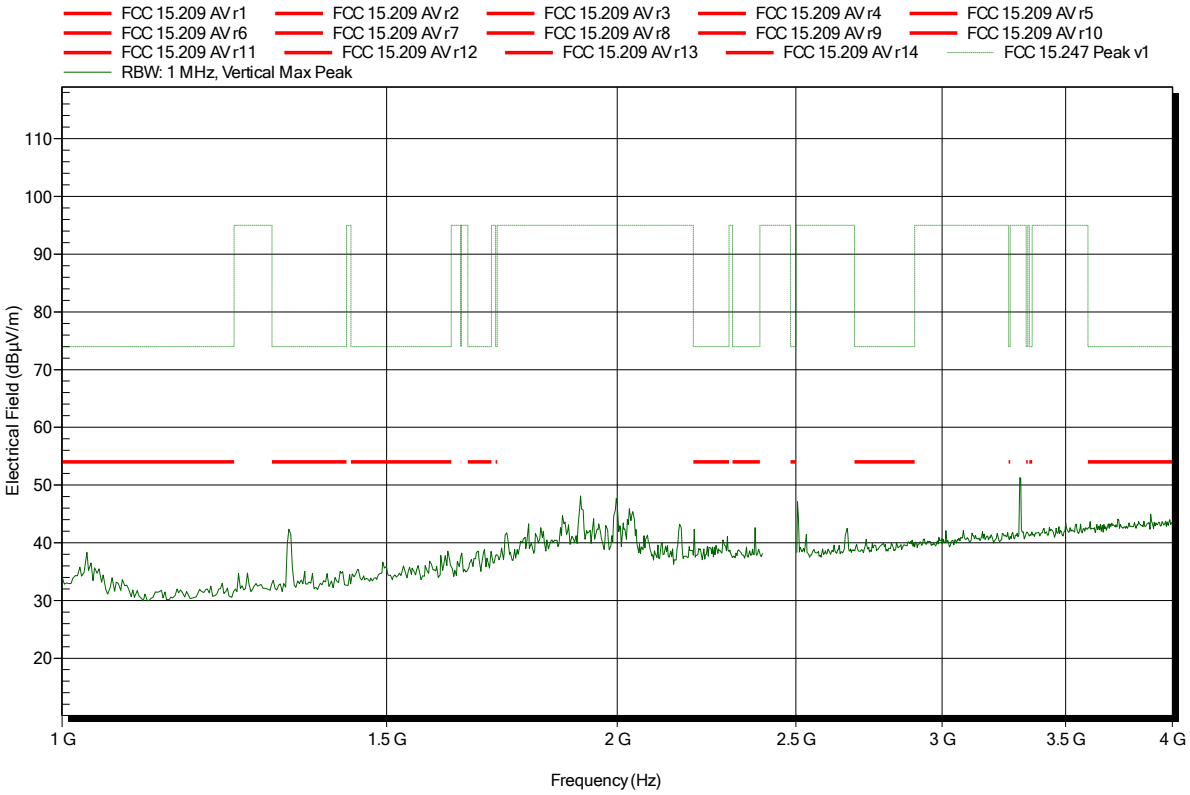

Spurious emissions according to FCC part 15 Subpart C § 15.247

Project number: G0M-1503-4620

Applicant:	BARTEC PIXAVI AS
EUT Name:	Wireless camera (Standard version)
Model:	OrbitX ST
Test Site:	Eurofins Product Service GmbH
Operator:	Mr. Handrik
Test Conditions:	Tnom: 23°C, Vnom: 3.7 VDC lithium battery
Antenna:	Rohde & Schwarz HL 025, Vertical
Measurement distance:	3 m
Mode:	TX; Bluetooth DUT mode: 2480 MHz, DH5
Test Date:	2015-04-28
Note:	EUT horizontal; higher bandedge

Index 88

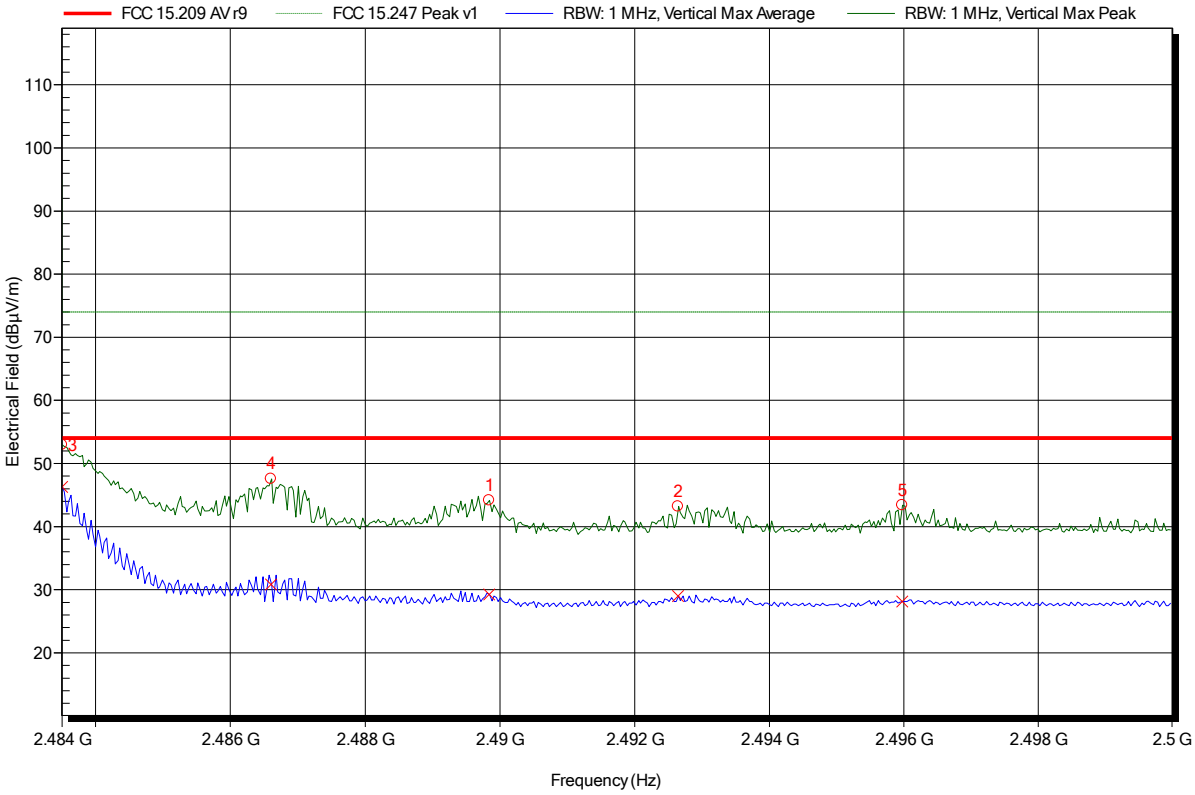

Frequency	Peak	Peak Limit	Peak Difference	Peak Status
2.484 GHz	52.97 dBµV/m	74 dBµV/m	-21.03 dB	Pass
2.487 GHz	47.57 dBµV/m	74 dBµV/m	-26.43 dB	Pass
2.49 GHz	44.15 dBµV/m	74 dBµV/m	-29.85 dB	Pass
2.493 GHz	43.17 dBµV/m	74 dBµV/m	-30.83 dB	Pass
2.496 GHz	43.41 dBµV/m	74 dBµV/m	-30.59 dB	Pass

Frequency	Average	Average Limit	Average Difference	Average Status
2.484 GHz	46.28 dBµV/m	54 dBµV/m	-7.72 dB	Pass
2.487 GHz	30.8 dBµV/m	54 dBµV/m	-23.2 dB	Pass
2.49 GHz	29.23 dBµV/m	54 dBµV/m	-24.77 dB	Pass
2.493 GHz	29.01 dBµV/m	54 dBµV/m	-24.99 dB	Pass
2.496 GHz	28.14 dBµV/m	54 dBµV/m	-25.86 dB	Pass

Spurious emissions according to FCC part 15 Subpart C § 15.247

Project number: G0M-1503-4620

Applicant:	BARTEC PIXAVI AS
EUT Name:	Wireless camera (Standard version)
Model:	OrbitX ST
Test Site:	Eurofins Product Service GmbH
Operator:	Mr. Handrik
Test Conditions:	Tnom: 23°C, Vnom: 3.7 VDC lithium battery
Antenna:	Rohde & Schwarz HL 025, Horizontal
Measurement distance:	3 m
Mode:	TX; Bluetooth DUT mode: 2480 MHz, DH5
Test Date:	2015-04-28
Note:	EUT horizontal

Index 89

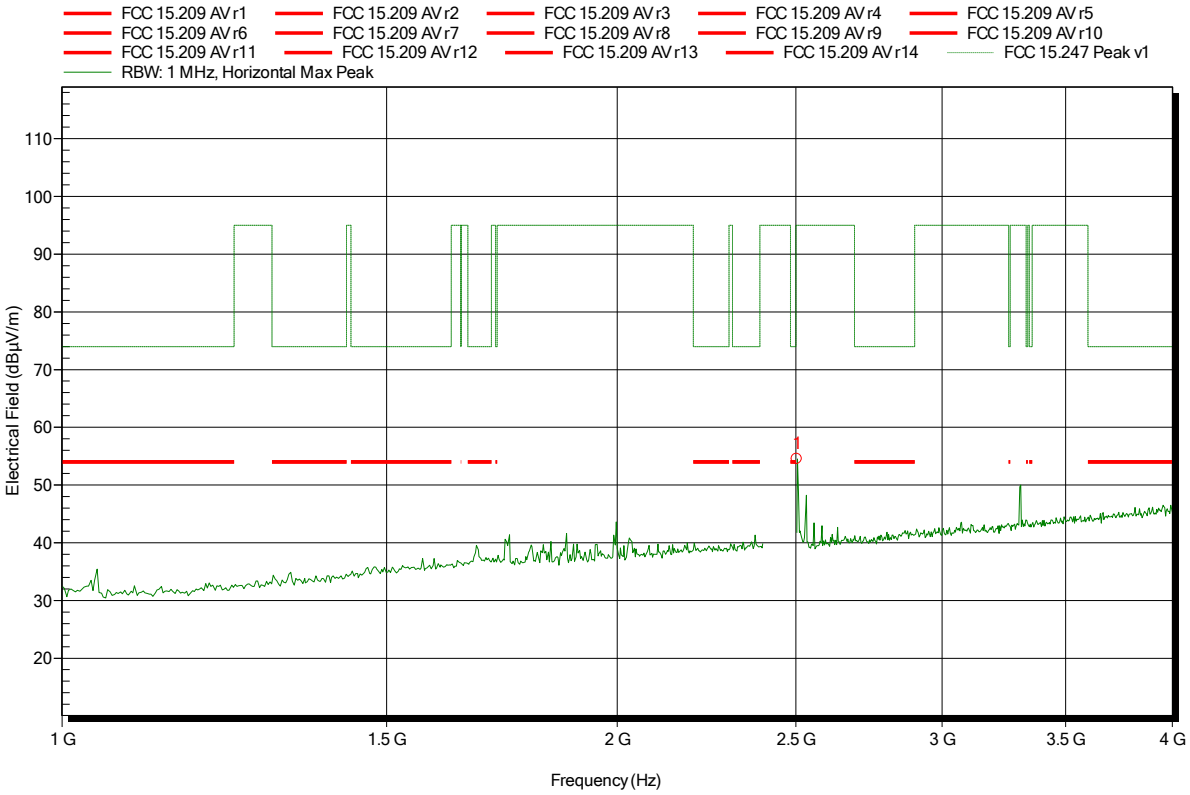

Frequency	Peak	Peak Limit	Peak Difference	Peak Status
2.503 GHz	54.51 dBµV/m	95 dBµV/m	-40.49 dB	Pass

Spurious emissions according to FCC part 15 Subpart C § 15.247

Project number: G0M-1503-4620

Applicant:	BARTEC PIXAVI AS
EUT Name:	Wireless camera (Standard version)
Model:	OrbitX ST
Test Site:	Eurofins Product Service GmbH
Operator:	Mr. Handrik
Test Conditions:	Tnom: 23°C, Vnom: 3.7 VDC lithium battery
Antenna:	Rohde & Schwarz HL 025, Horizontal
Measurement distance:	3 m
Mode:	TX; Bluetooth DUT mode: 2480 MHz, DH5
Test Date:	2015-04-28
Note:	EUT horizontal; higher bandedge

Index 93

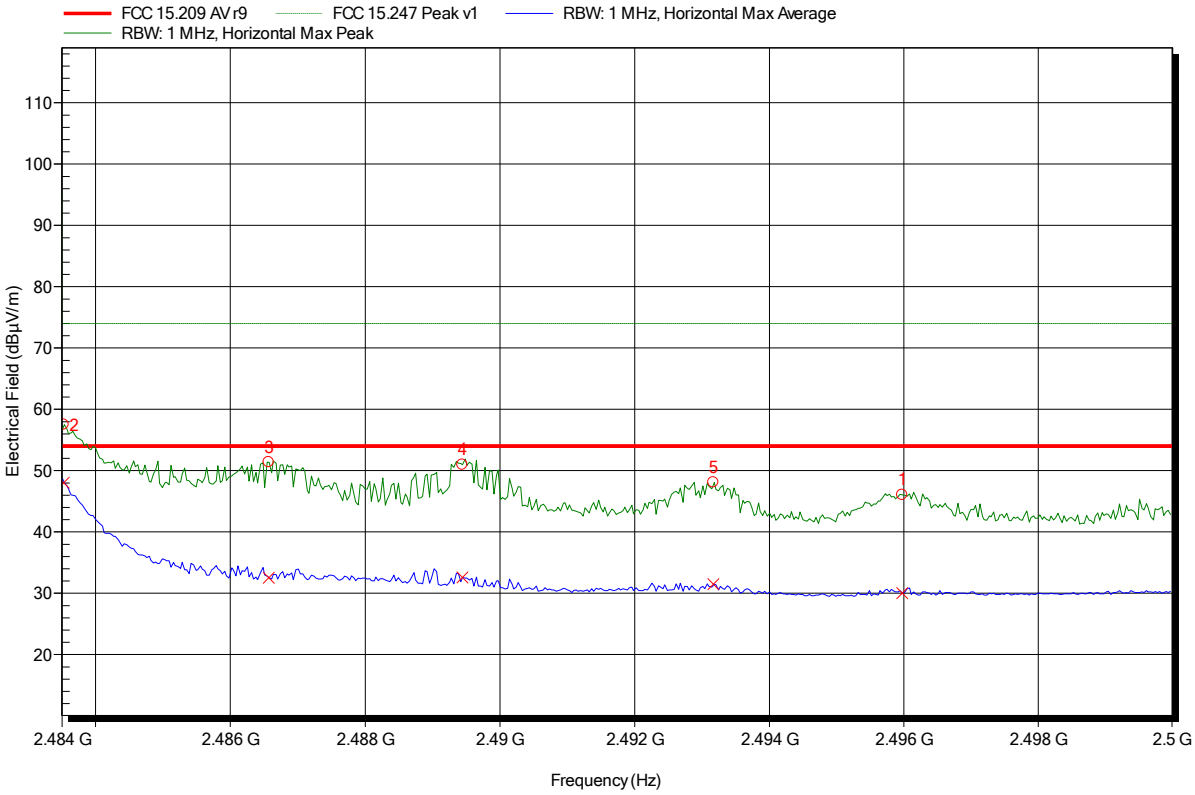

Frequency	Peak	Peak Limit	Peak Difference	Peak Status
2.484 GHz	57.52 dBµV/m	74 dBµV/m	-16.48 dB	Pass
2.487 GHz	51.36 dBµV/m	74 dBµV/m	-22.64 dB	Pass
2.489 GHz	50.97 dBµV/m	74 dBµV/m	-23.03 dB	Pass
2.493 GHz	48.07 dBµV/m	74 dBµV/m	-25.93 dB	Pass
2.496 GHz	46.05 dBµV/m	74 dBµV/m	-27.95 dB	Pass

Frequency	Average	Average Limit	Average Difference	Average Status
2.484 GHz	48.02 dBµV/m	54 dBµV/m	-5.98 dB	Pass
2.487 GHz	32.55 dBµV/m	54 dBµV/m	-21.45 dB	Pass
2.489 GHz	32.56 dBµV/m	54 dBµV/m	-21.44 dB	Pass
2.493 GHz	31.49 dBµV/m	54 dBµV/m	-22.51 dB	Pass
2.496 GHz	30.03 dBµV/m	54 dBµV/m	-23.97 dB	Pass

Spurious emissions according to FCC part 15 Subpart C § 15.247

Project number: G0M-1503-4620

Applicant:	BARTEC PIXAVI AS
EUT Name:	Wireless camera (Standard version)
Model:	OrbitX ST
Test Site:	Eurofins Product Service GmbH
Operator:	Mr. Handrik
Test Conditions:	Tnom: 23°C, Vnom: 3.7 VDC lithium battery
Antenna:	Rohde & Schwarz HL 025, Vertical
Measurement distance:	1 m converted to 3m
Mode:	TX; Bluetooth DUT mode: 2402 MHz, DH5
Test Date:	2015-04-28
Note:	EUT horizontal

Index 106

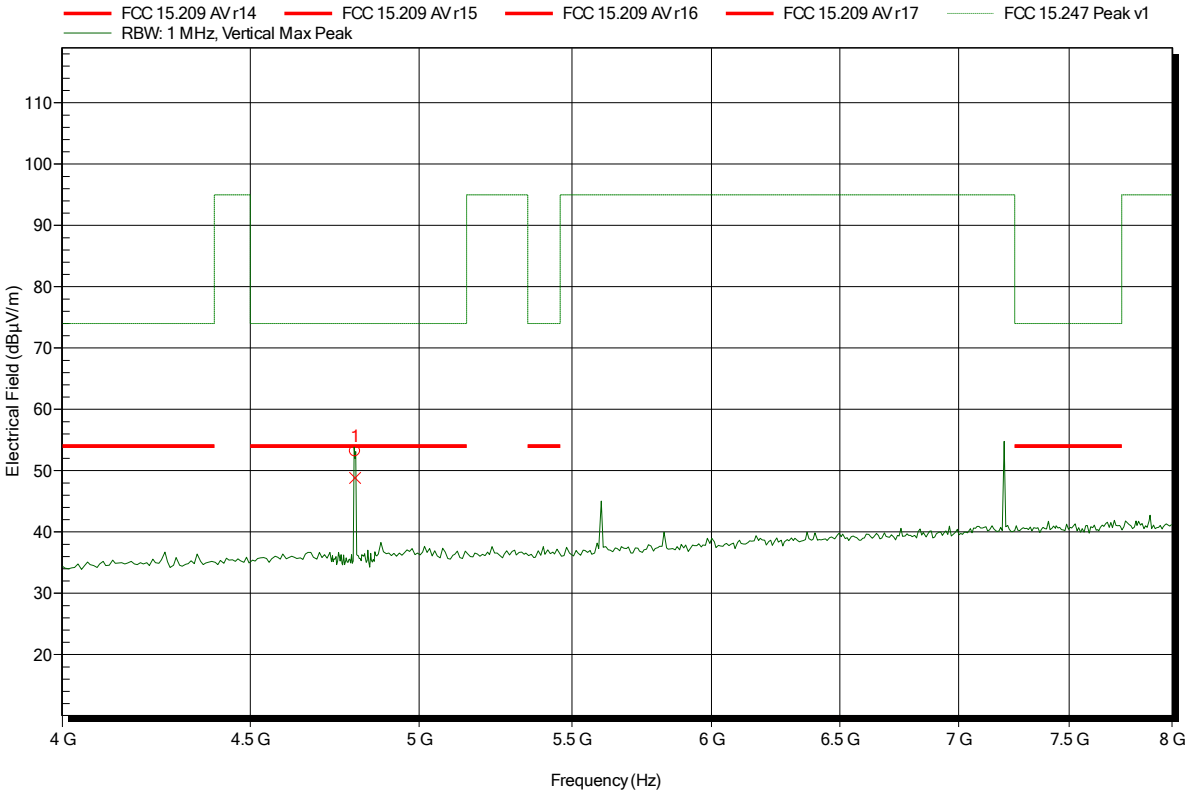

Frequency	Peak	Peak Limit	Peak Difference	Status
4.804 GHz	53.16 dBµV/m	74 dBµV/m	-20.84 dB	Pass

Frequency	Average	Average Limit	Average Difference	Average Status
4.804 GHz	48.82 dBµV/m	54 dBµV/m	-5.18 dB	Pass

Spurious emissions according to FCC part 15 Subpart C § 15.247

Project number: G0M-1503-4620

Applicant:	BARTEC PIXAVI AS
EUT Name:	Wireless camera (Standard version)
Model:	OrbitX ST
Test Site:	Eurofins Product Service GmbH
Operator:	Mr. Handrik
Test Conditions:	Tnom: 23°C, Vnom: 3.7 VDC lithium battery
Antenna:	Rohde & Schwarz HL 025, Horizontal
Measurement distance:	1 m converted to 3m
Mode:	TX; Bluetooth DUT mode: 2402 MHz, DH5
Test Date:	2015-04-28
Note:	EUT horizontal

Index 100

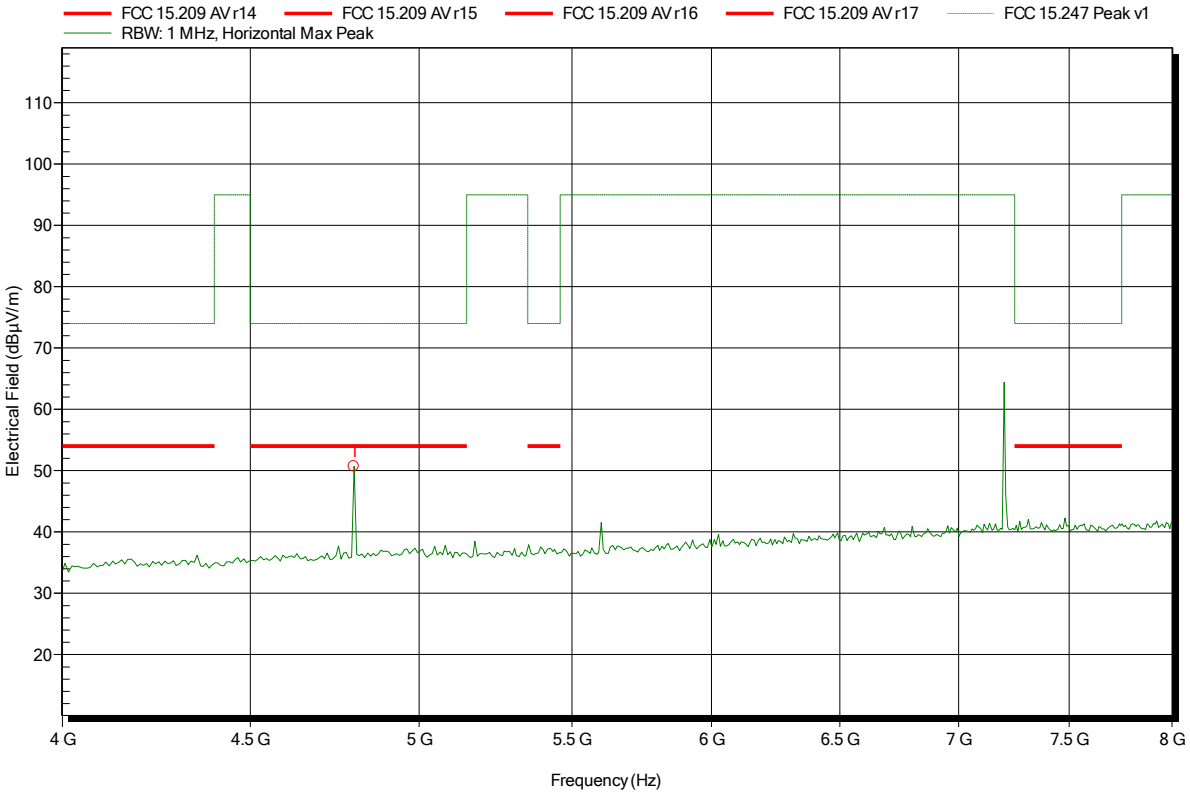

Frequency	Peak	Peak Limit	Peak Difference	Status
4.8 GHz	50.7 dBµV/m	74 dBµV/m	-23.3 dB	Pass

Spurious emissions according to FCC part 15 Subpart C § 15.247

Project number: G0M-1503-4620

Applicant:	BARTEC PIXAVI AS
EUT Name:	Wireless camera (Standard version)
Model:	OrbitX ST
Test Site:	Eurofins Product Service GmbH
Operator:	Mr. Handrik
Test Conditions:	Tnom: 23°C, Vnom: 3.7 VDC lithium battery
Antenna:	Rohde & Schwarz HL 025, Vertical
Measurement distance:	1 m converted to 3m
Mode:	TX; Bluetooth DUT mode: 2441 MHz, DH5
Test Date:	2015-04-28
Note:	EUT horizontal

Index 107

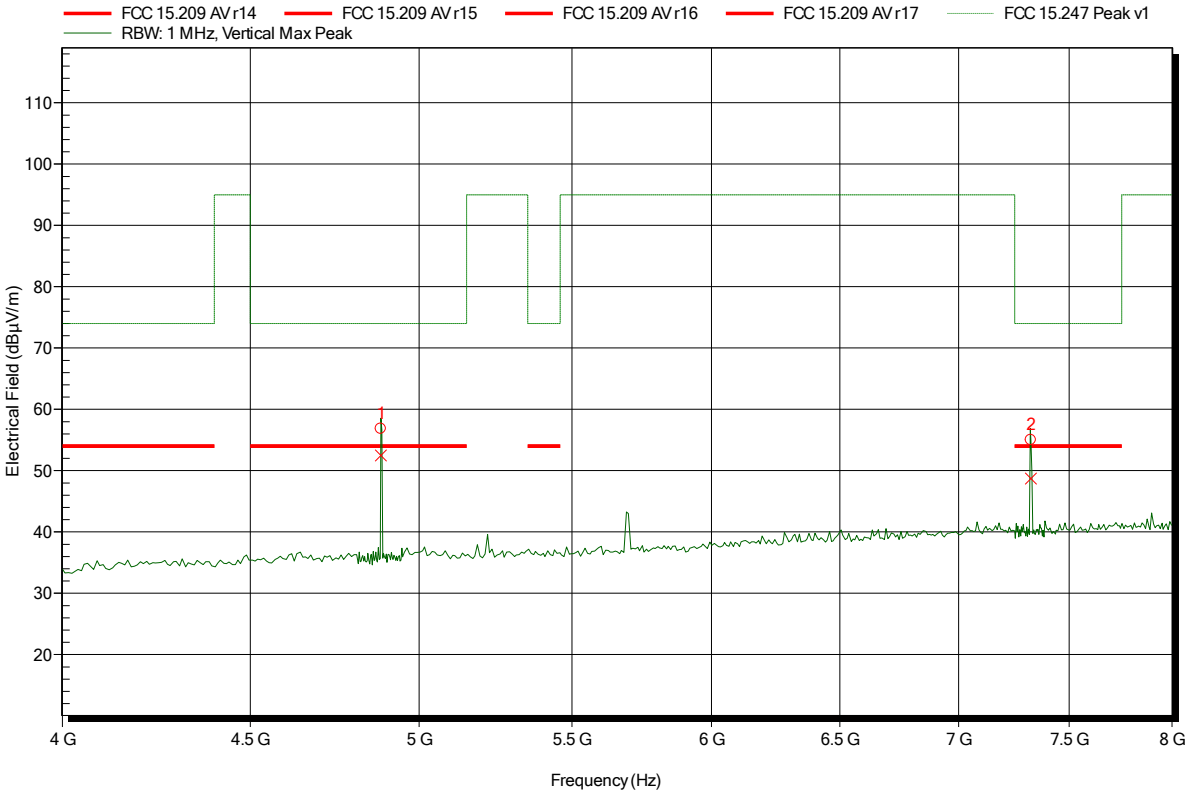

Frequency	Peak	Peak Limit	Peak Difference	Status
4.882 GHz	56.85 dBµV/m	74 dBµV/m	-17.15 dB	Pass
7.323 GHz	54.97 dBµV/m	74 dBµV/m	-19.03 dB	Pass

Frequency	Average	Average Limit	Average Difference	Average Status
4.882 GHz	52.49 dBµV/m	54 dBµV/m	-1.51 dB	Pass
7.323 GHz	48.71 dBµV/m	54 dBµV/m	-5.29 dB	Pass

Spurious emissions according to FCC part 15 Subpart C § 15.247

Project number: G0M-1503-4620

Applicant:	BARTEC PIXAVI AS
EUT Name:	Wireless camera (Standard version)
Model:	OrbitX ST
Test Site:	Eurofins Product Service GmbH
Operator:	Mr. Handrik
Test Conditions:	Tnom: 23°C, Vnom: 3.7 VDC lithium battery
Antenna:	Rohde & Schwarz HL 025, Horizontal
Measurement distance:	1 m converted to 3m
Mode:	TX; Bluetooth DUT mode: 2441 MHz, DH5
Test Date:	2015-04-28
Note:	EUT horizontal

Index 101

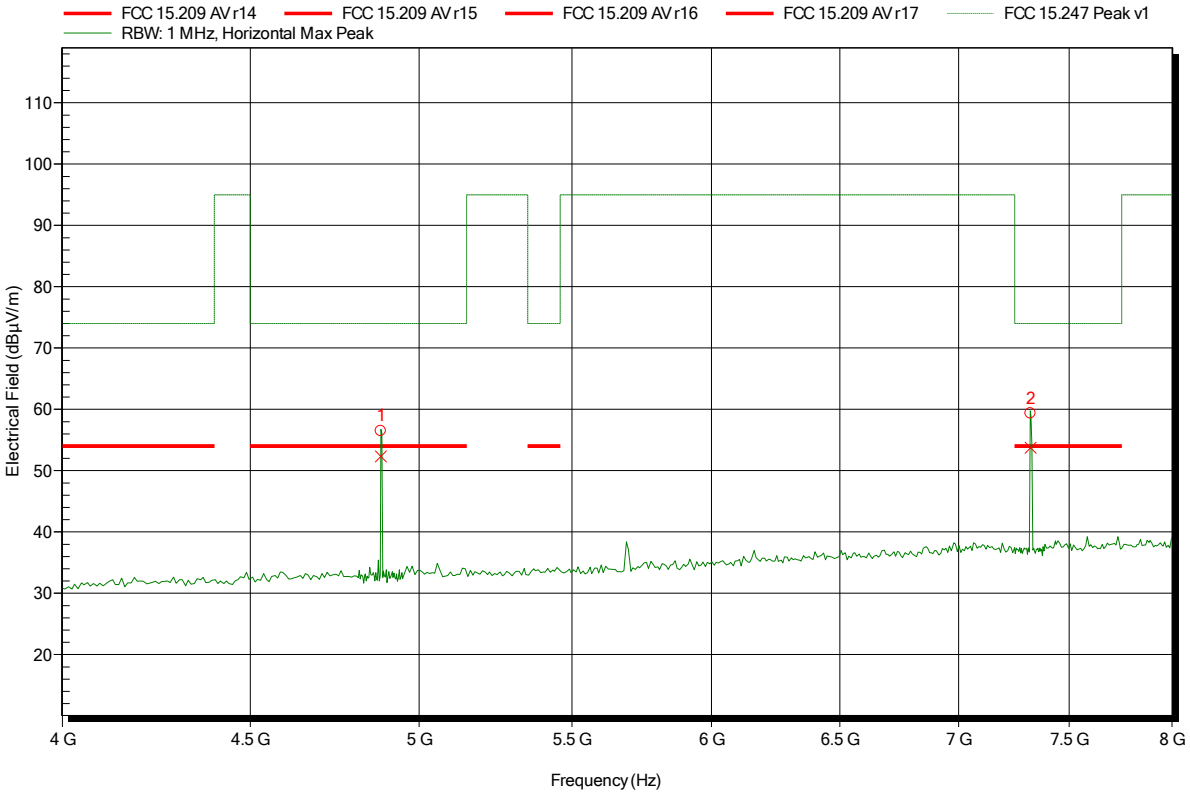

Frequency	Peak	Peak Limit	Peak Difference	Status
4.882 GHz	56.48 dBµV/m	74 dBµV/m	-17.52 dB	Pass
7.322 GHz	59.34 dBµV/m	74 dBµV/m	-14.66 dB	Pass

Frequency	Average	Average Limit	Average Difference	Average Status
4.882 GHz	52.3 dBµV/m	54 dBµV/m	-1.7 dB	Pass
7.322 GHz	53.73 dBµV/m	54 dBµV/m	-0.27 dB	Pass

Spurious emissions according to FCC part 15 Subpart C § 15.247

Project number: G0M-1503-4620

Applicant:	BARTEC PIXAVI AS
EUT Name:	Wireless camera (Standard version)
Model:	OrbitX ST
Test Site:	Eurofins Product Service GmbH
Operator:	Mr. Handrik
Test Conditions:	Tnom: 23°C, Vnom: 3.7 VDC lithium battery
Antenna:	Rohde & Schwarz HL 025, Vertical
Measurement distance:	1 m converted to 3m
Mode:	TX; Bluetooth DUT mode: 2480 MHz, DH5
Test Date:	2015-04-28
Note:	EUT horizontal

Index 112

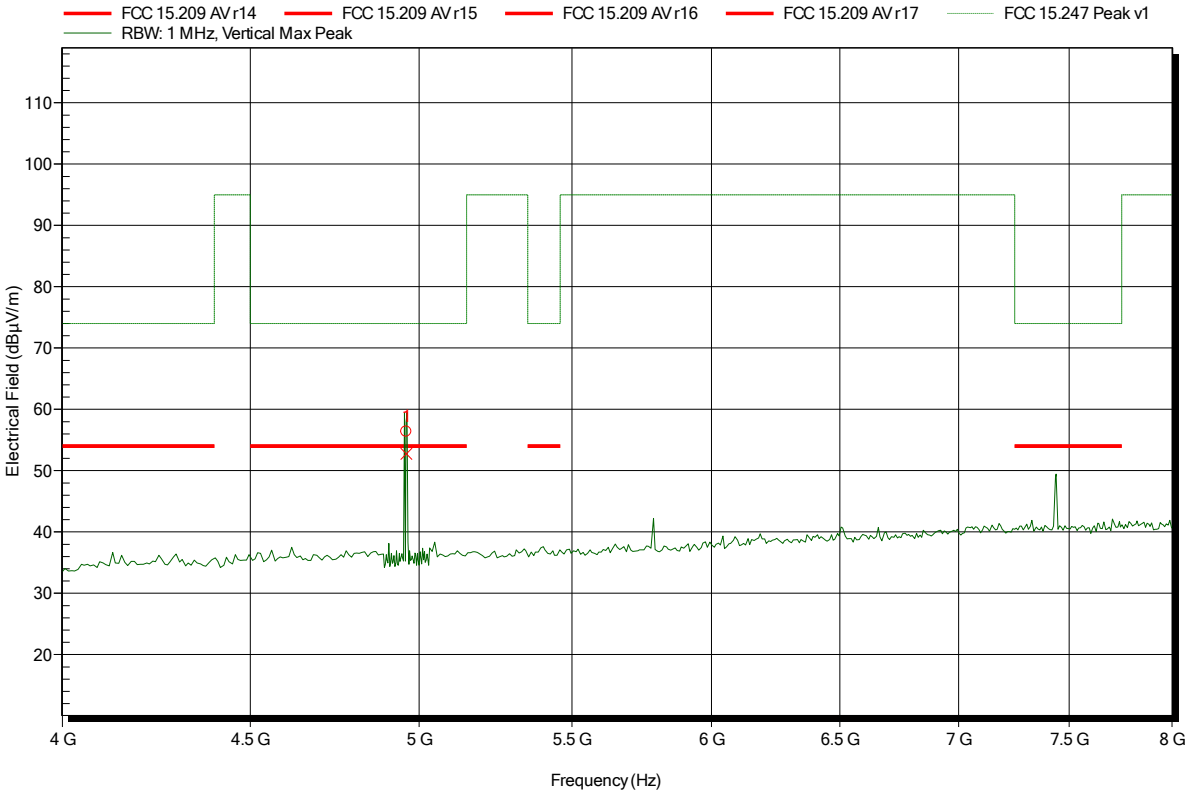

Frequency	Peak	Peak Limit	Peak Difference	Status
4.96 GHz	56.38 dBµV/m	74 dBµV/m	-17.62 dB	Pass

Frequency	Average	Average Limit	Average Difference	Average Status
4.96 GHz	52.75 dBµV/m	54 dBµV/m	-1.25 dB	Pass

Spurious emissions according to FCC part 15 Subpart C § 15.247

Project number: G0M-1503-4620

Applicant:	BARTEC PIXAVI AS
EUT Name:	Wireless camera (Standard version)
Model:	OrbitX ST
Test Site:	Eurofins Product Service GmbH
Operator:	Mr. Handrik
Test Conditions:	Tnom: 23°C, Vnom: 3.7 VDC lithium battery
Antenna:	Rohde & Schwarz HL 025, Horizontal
Measurement distance:	1 m converted to 3m
Mode:	TX; Bluetooth DUT mode: 2480 MHz, DH5
Test Date:	2015-04-28
Note:	EUT horizontal

Index 94

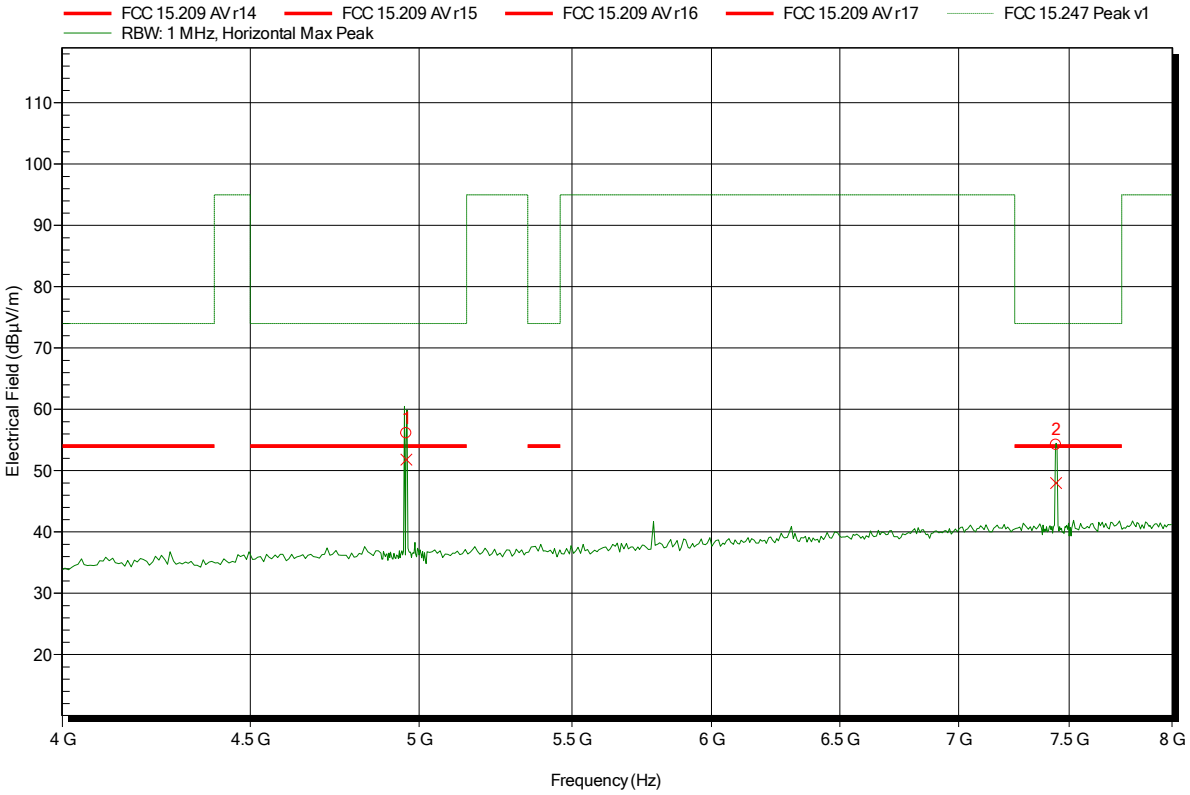

Frequency	Peak	Peak Limit	Peak Difference	Status
4.96 GHz	56.11 dBµV/m	74 dBµV/m	-17.89 dB	Pass
7.44 GHz	54.21 dBµV/m	74 dBµV/m	-19.79 dB	Pass

Frequency	Average	Average Limit	Average Difference	Average Status
4.96 GHz	51.79 dBµV/m	54 dBµV/m	-2.21 dB	Pass
7.44 GHz	47.97 dBµV/m	54 dBµV/m	-6.03 dB	Pass

Spurious emissions according to FCC part 15 Subpart C § 15.247

Project number: G0M-1503-4620

Applicant:	BARTEC PIXAVI AS
EUT Name:	Wireless camera (Standard version)
Model:	OrbitX ST
Test Site:	Eurofins Product Service GmbH
Operator:	Mr. Handrik
Test Conditions:	Tnom: 23°C, Vnom: 3.7 VDC lithium battery
Antenna:	Rohde & Schwarz HL 025, Vertical
Measurement distance:	1 m converted to 3m
Mode:	TX; Bluetooth DUT mode: 2402 MHz, DH5
Test Date:	2015-04-28
Note:	EUT horizontal

Index 105

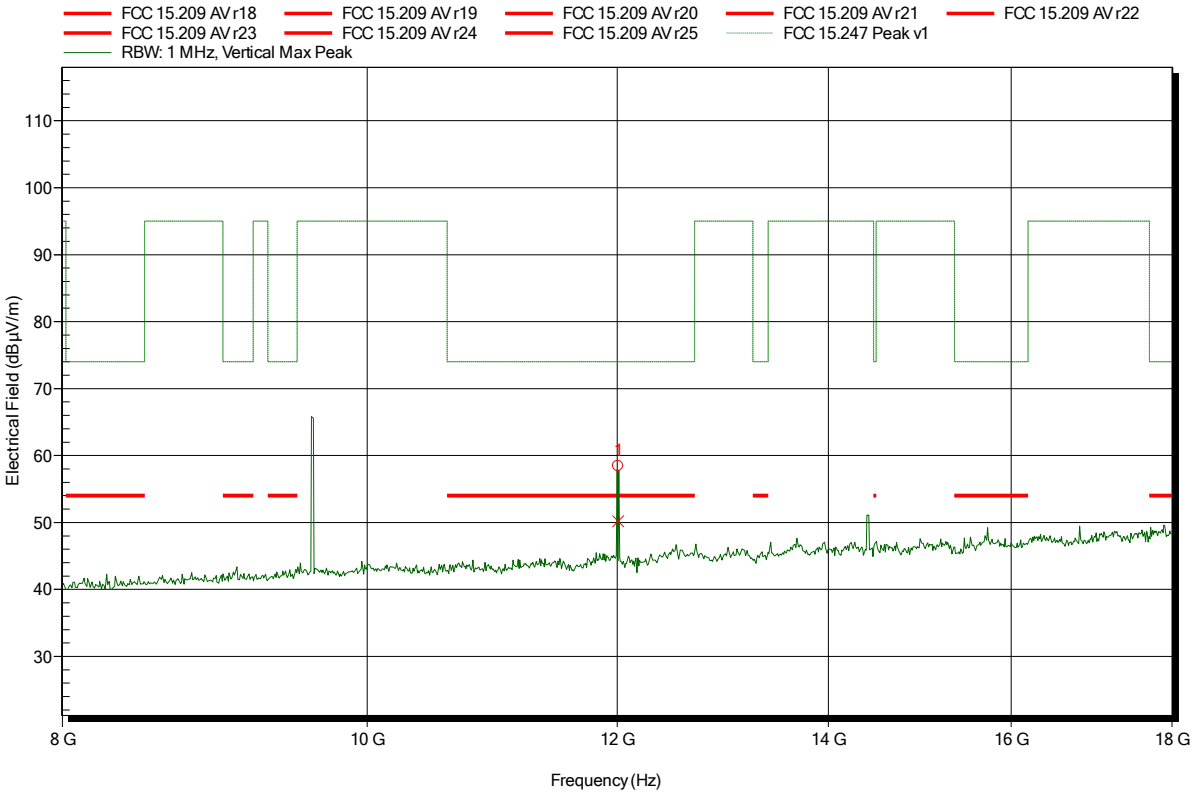

Frequency	Peak	Peak Limit	Peak Difference	Status
12.011 GHz	58.41 dBµV/m	74 dBµV/m	-15.59 dB	Pass

Frequency	Average	Average Limit	Average Difference	Average Status
12.011 GHz	50.17 dBµV/m	54 dBµV/m	-3.83 dB	Pass

Spurious emissions according to FCC part 15 Subpart C § 15.247

Project number: G0M-1503-4620

Applicant:	BARTEC PIXAVI AS
EUT Name:	Wireless camera (Standard version)
Model:	OrbitX ST
Test Site:	Eurofins Product Service GmbH
Operator:	Mr. Handrik
Test Conditions:	Tnom: 23°C, Vnom: 3.7 VDC lithium battery
Antenna:	Rohde & Schwarz HL 025, Horizontal
Measurement distance:	1 m converted to 3m
Mode:	TX; Bluetooth DUT mode: 2402 MHz, DH5
Test Date:	2015-04-28
Note:	EUT horizontal

Index 102

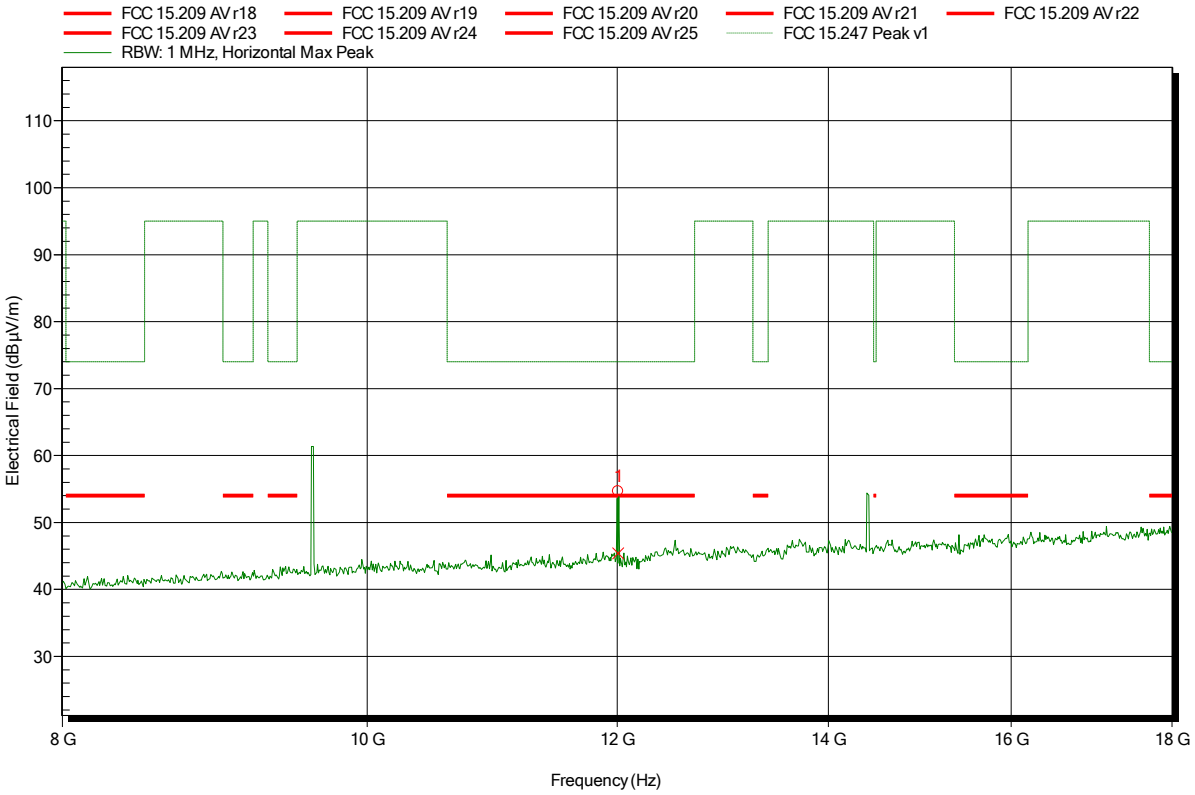

Frequency	Peak	Peak Limit	Peak Difference	Status
12.009 GHz	54.66 dBµV/m	74 dBµV/m	-19.34 dB	Pass

Frequency	Average	Average Limit	Average Difference	Average Status
12.009 GHz	45.41 dBµV/m	54 dBµV/m	-8.59 dB	Pass

Spurious emissions according to FCC part 15 Subpart C § 15.247

Project number: G0M-1503-4620

Applicant:	BARTEC PIXAVI AS
EUT Name:	Wireless camera (Standard version)
Model:	OrbitX ST
Test Site:	Eurofins Product Service GmbH
Operator:	Mr. Handrik
Test Conditions:	Tnom: 23°C, Vnom: 3.7 VDC lithium battery
Antenna:	Rohde & Schwarz HL 025, Vertical
Measurement distance:	1 m converted to 3m
Mode:	TX; Bluetooth DUT mode: 2441 MHz, DH5
Test Date:	2015-04-28
Note:	EUT horizontal

Index 108

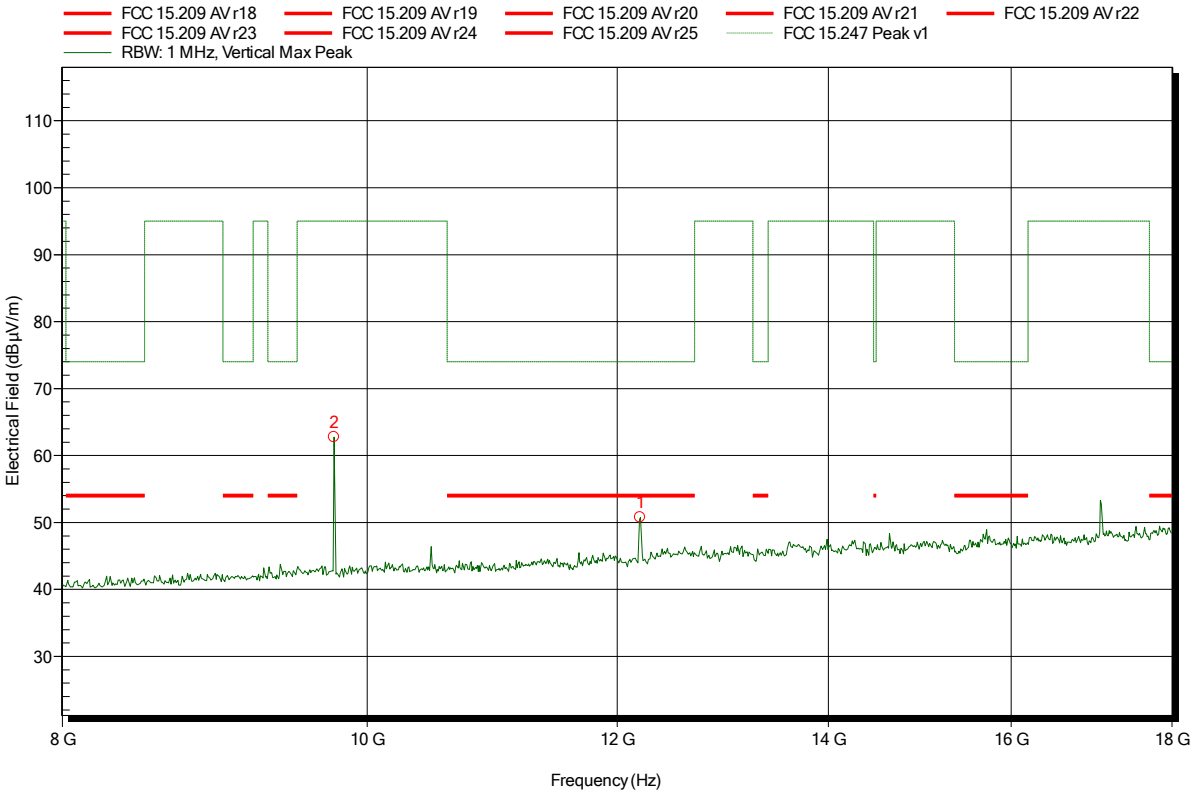

Frequency	Peak	Peak Limit	Peak Difference	Status
9.76 GHz	62.74 dBµV/m	95 dBµV/m	-32.26 dB	Pass
12.204 GHz	50.76 dBµV/m	74 dBµV/m	-23.24 dB	Pass

Spurious emissions according to FCC part 15 Subpart C § 15.247

Project number: G0M-1503-4620

Applicant:	BARTEC PIXAVI AS
EUT Name:	Wireless camera (Standard version)
Model:	OrbitX ST
Test Site:	Eurofins Product Service GmbH
Operator:	Mr. Handrik
Test Conditions:	Tnom: 23°C, Vnom: 3.7 VDC lithium battery
Antenna:	Rohde & Schwarz HL 025, Horizontal
Measurement distance:	1 m converted to 3m
Mode:	TX; Bluetooth DUT mode: 2441 MHz, DH5
Test Date:	2015-04-28
Note:	EUT horizontal

Index 98

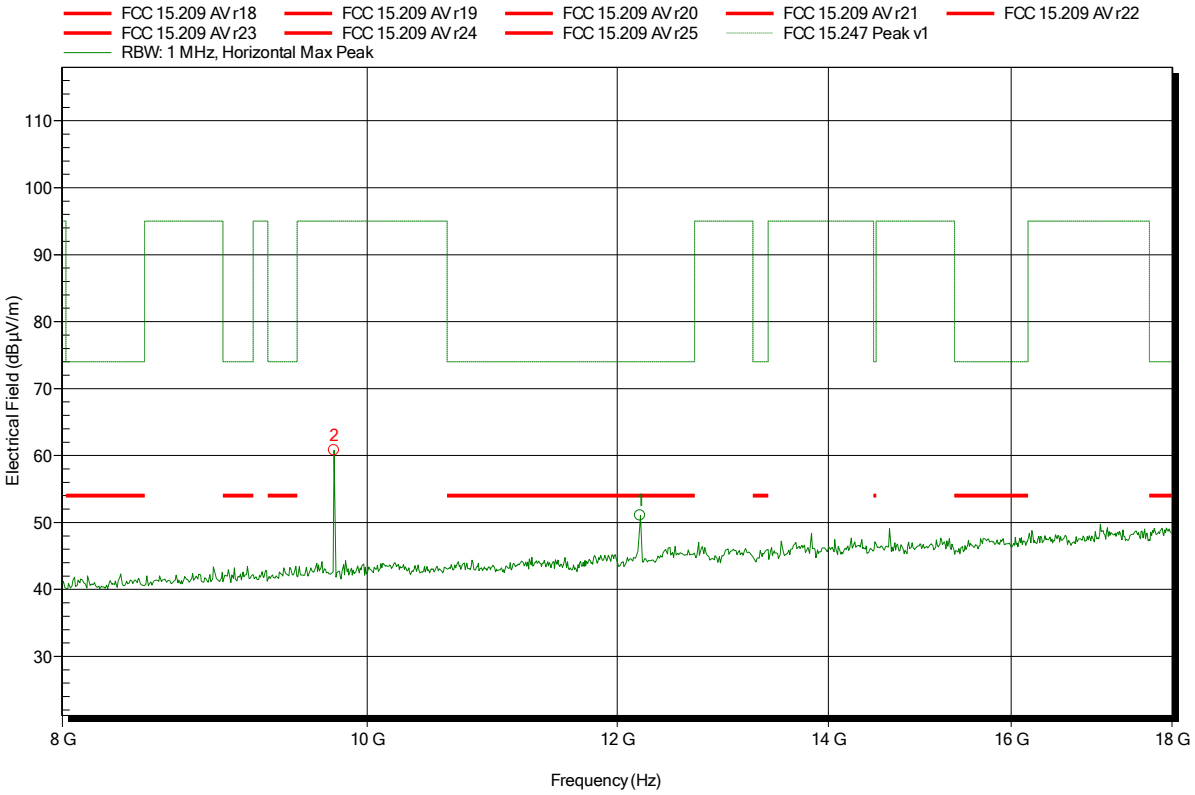

Frequency	Peak	Peak Limit	Peak Difference	Status
9.76 GHz	60.76 dBµV/m	95 dBµV/m	-34.24 dB	Pass
12.204 GHz	51.06 dBµV/m	74 dBµV/m	-22.94 dB	Pass

Spurious emissions according to FCC part 15 Subpart C § 15.247

Project number: G0M-1503-4620

Applicant:	BARTEC PIXAVI AS
EUT Name:	Wireless camera (Standard version)
Model:	OrbitX ST
Test Site:	Eurofins Product Service GmbH
Operator:	Mr. Handrik
Test Conditions:	Tnom: 23°C, Vnom: 3.7 VDC lithium battery
Antenna:	Rohde & Schwarz HL 025, Vertical
Measurement distance:	1 m converted to 3m
Mode:	TX; Bluetooth DUT mode: 2480 MHz, DH5
Test Date:	2015-04-28
Note:	EUT horizontal

Index 111

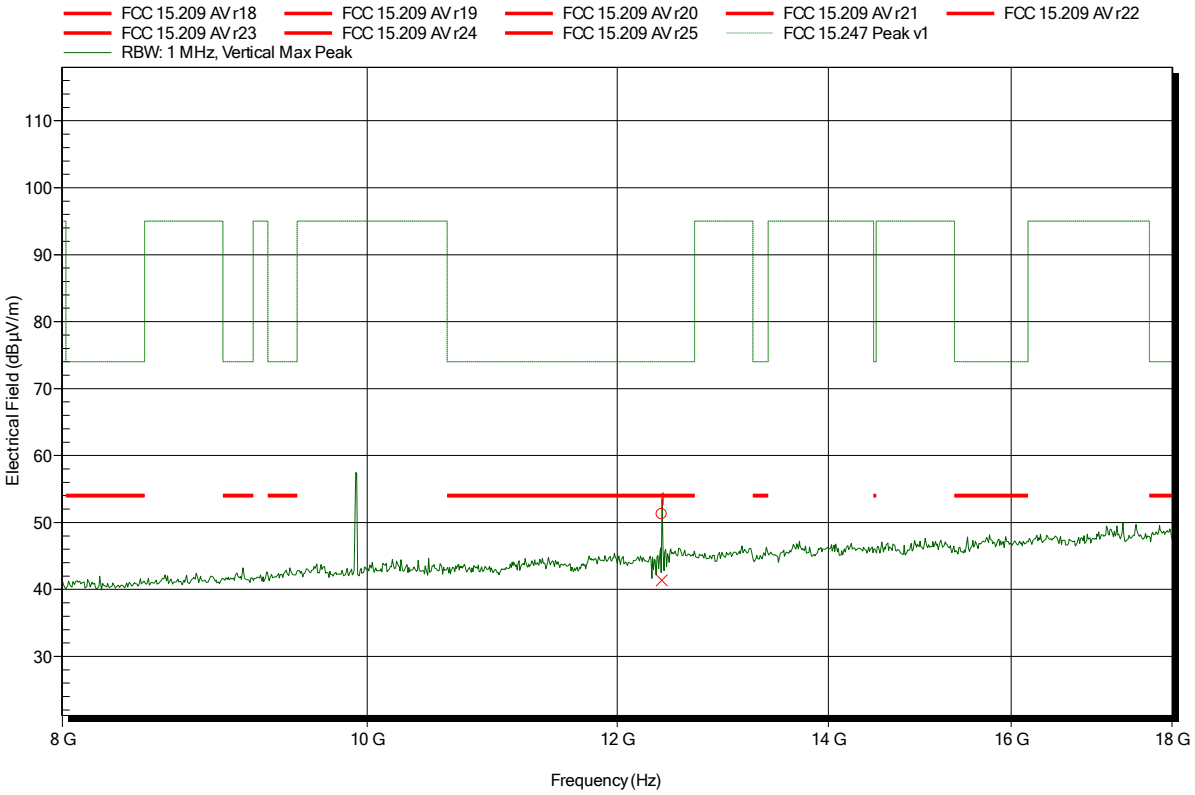

Frequency	Peak	Peak Limit	Peak Difference	Status
12.399 GHz	51.22 dBµV/m	74 dBµV/m	-22.78 dB	Pass

Frequency	Average	Average Limit	Average Difference	Average Status
12.399 GHz	41.38 dBµV/m	54 dBµV/m	-12.62 dB	Pass

Spurious emissions according to FCC part 15 Subpart C § 15.247

Project number: G0M-1503-4620

Applicant:	BARTEC PIXAVI AS
EUT Name:	Wireless camera (Standard version)
Model:	OrbitX ST
Test Site:	Eurofins Product Service GmbH
Operator:	Mr. Handrik
Test Conditions:	Tnom: 23°C, Vnom: 3.7 VDC lithium battery
Antenna:	Rohde & Schwarz HL 025, Horizontal
Measurement distance:	1 m converted to 3m
Mode:	TX; Bluetooth DUT mode: 2480 MHz, DH5
Test Date:	2015-04-28
Note:	EUT horizontal

Index 95

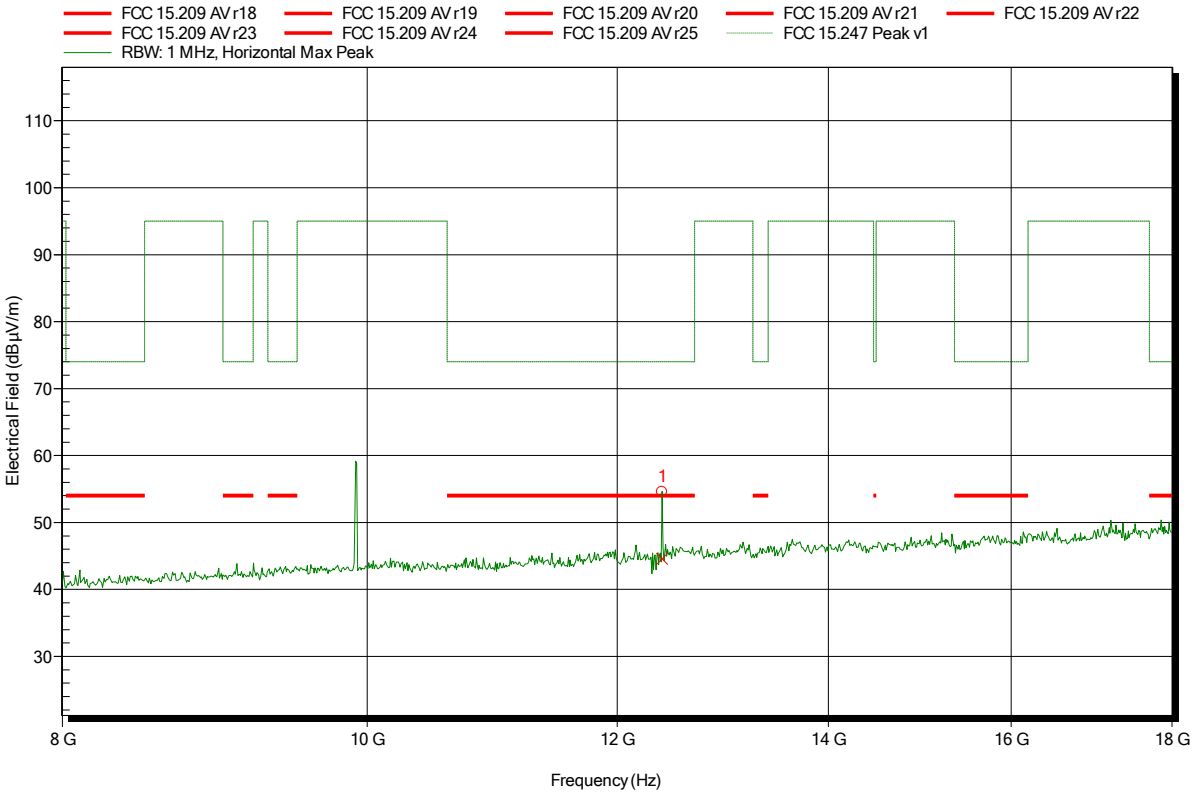

Frequency	Peak	Peak Limit	Peak Difference	Status
12.401 GHz	54.55 dBµV/m	74 dBµV/m	-19.45 dB	Pass

Frequency	Average	Average Limit	Average Difference	Average Status
12.401 GHz	44.55 dBµV/m	54 dBµV/m	-9.45 dB	Pass

Spurious emissions according to FCC part 15 Subpart C § 15.247

Project number: G0M-1503-4620

Applicant:	BARTEC PIXAVI AS
EUT Name:	Wireless camera (Standard version)
Model:	OrbitX ST
Test Site:	Eurofins Product Service GmbH
Operator:	Mr. Handrik
Test Conditions:	Tnom: 23°C, Vnom: 3.7 VDC lithium battery
Antenna:	Rohde & Schwarz HL 025, Vertical
Measurement distance:	1 m converted to 3m
Mode:	TX; Bluetooth DUT mode: 2402 MHz, DH5
Test Date:	2015-04-28
Note:	EUT horizontal

Index 104

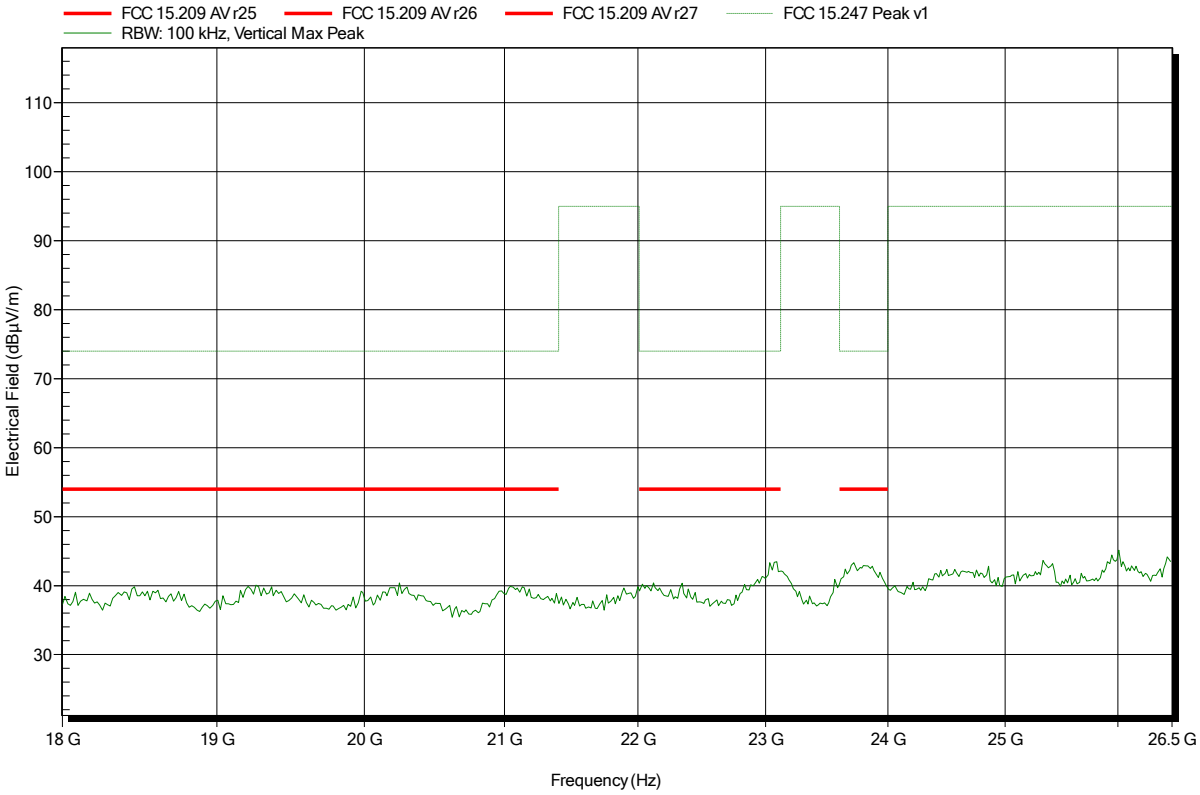

Spurious emissions according to FCC part 15 Subpart C § 15.247

Project number: G0M-1503-4620

Applicant:	BARTEC PIXAVI AS
EUT Name:	Wireless camera (Standard version)
Model:	OrbitX ST
Test Site:	Eurofins Product Service GmbH
Operator:	Mr. Handrik
Test Conditions:	Tnom: 23°C, Vnom: 3.7 VDC lithium battery
Antenna:	Rohde & Schwarz HL 025, Horizontal
Measurement distance:	1 m converted to 3m
Mode:	TX; Bluetooth DUT mode: 2402 MHz, DH5
Test Date:	2015-04-28
Note:	EUT horizontal

Index 103

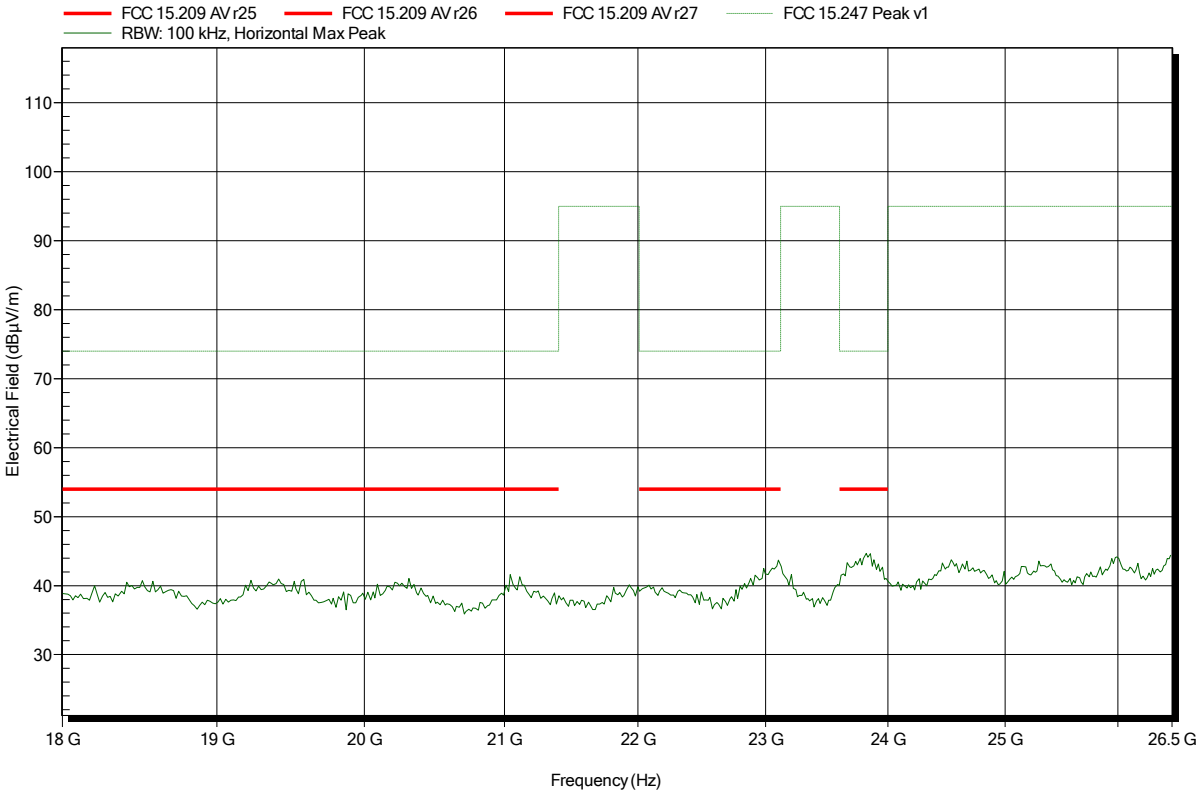

Spurious emissions according to FCC part 15 Subpart C § 15.247

Project number: G0M-1503-4620

Applicant:	BARTEC PIXAVI AS
EUT Name:	Wireless camera (Standard version)
Model:	OrbitX ST
Test Site:	Eurofins Product Service GmbH
Operator:	Mr. Handrik
Test Conditions:	Tnom: 23°C, Vnom: 3.7 VDC lithium battery
Antenna:	Rohde & Schwarz HL 025, Vertical
Measurement distance:	1 m converted to 3m
Mode:	TX; Bluetooth DUT mode: 2441 MHz, DH5
Test Date:	2015-04-28
Note:	EUT horizontal

Index 109

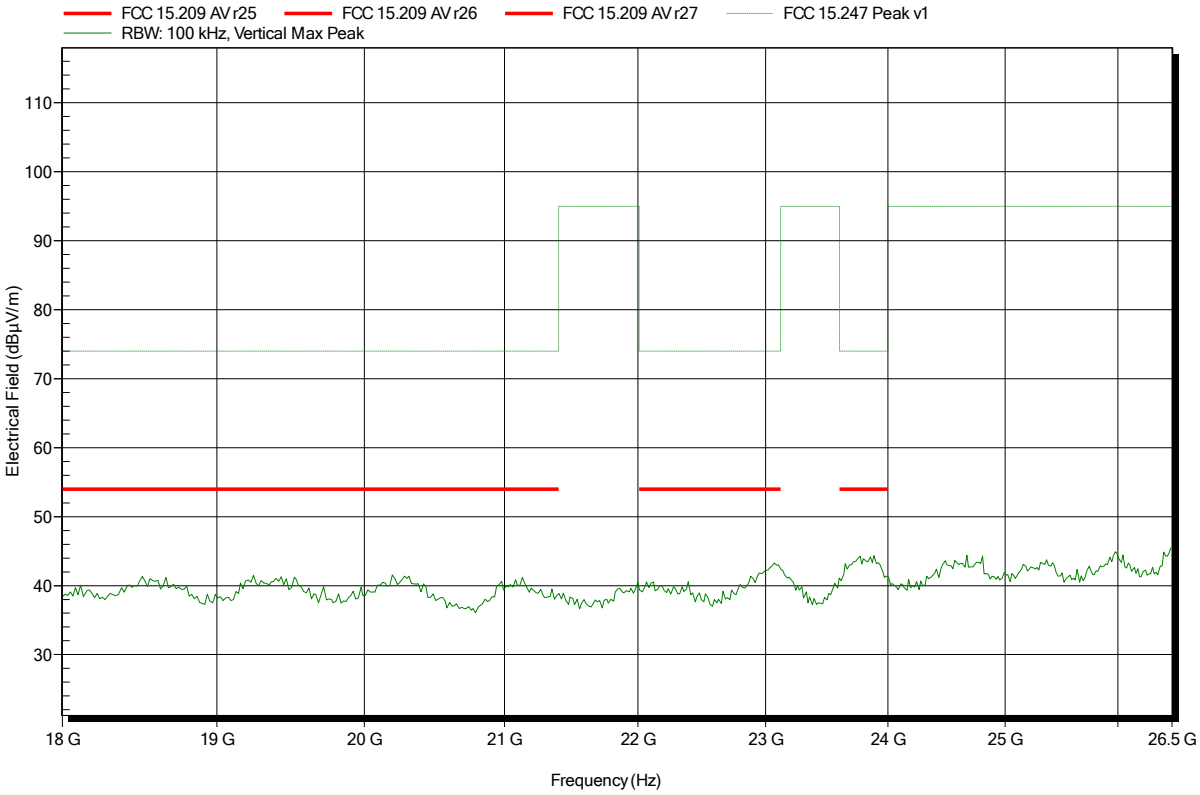

Spurious emissions according to FCC part 15 Subpart C § 15.247

Project number: G0M-1503-4620

Applicant:	BARTEC PIXAVI AS
EUT Name:	Wireless camera (Standard version)
Model:	OrbitX ST
Test Site:	Eurofins Product Service GmbH
Operator:	Mr. Handrik
Test Conditions:	Tnom: 23°C, Vnom: 3.7 VDC lithium battery
Antenna:	Rohde & Schwarz HL 025, Horizontal
Measurement distance:	1 m converted to 3m
Mode:	TX; Bluetooth DUT mode: 2441 MHz, DH5
Test Date:	2015-04-28
Note:	EUT horizontal

Index 97

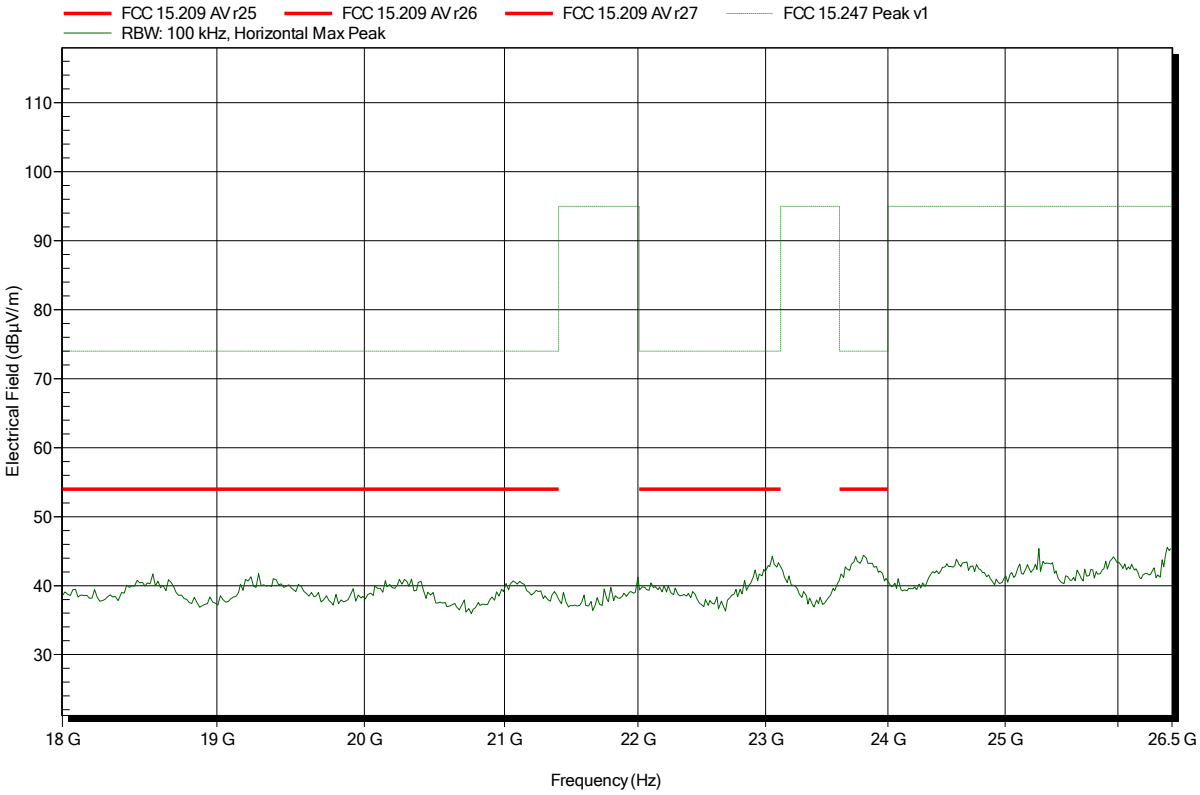

Spurious emissions according to FCC part 15 Subpart C § 15.247

Project number: G0M-1503-4620

Applicant:	BARTEC PIXAVI AS
EUT Name:	Wireless camera (Standard version)
Model:	OrbitX ST
Test Site:	Eurofins Product Service GmbH
Operator:	Mr. Handrik
Test Conditions:	Tnom: 23°C, Vnom: 3.7 VDC lithium battery
Antenna:	Rohde & Schwarz HL 025, Vertical
Measurement distance:	1 m converted to 3m
Mode:	TX; Bluetooth DUT mode: 2480 MHz, DH5
Test Date:	2015-04-28
Note:	EUT horizontal

Index 110

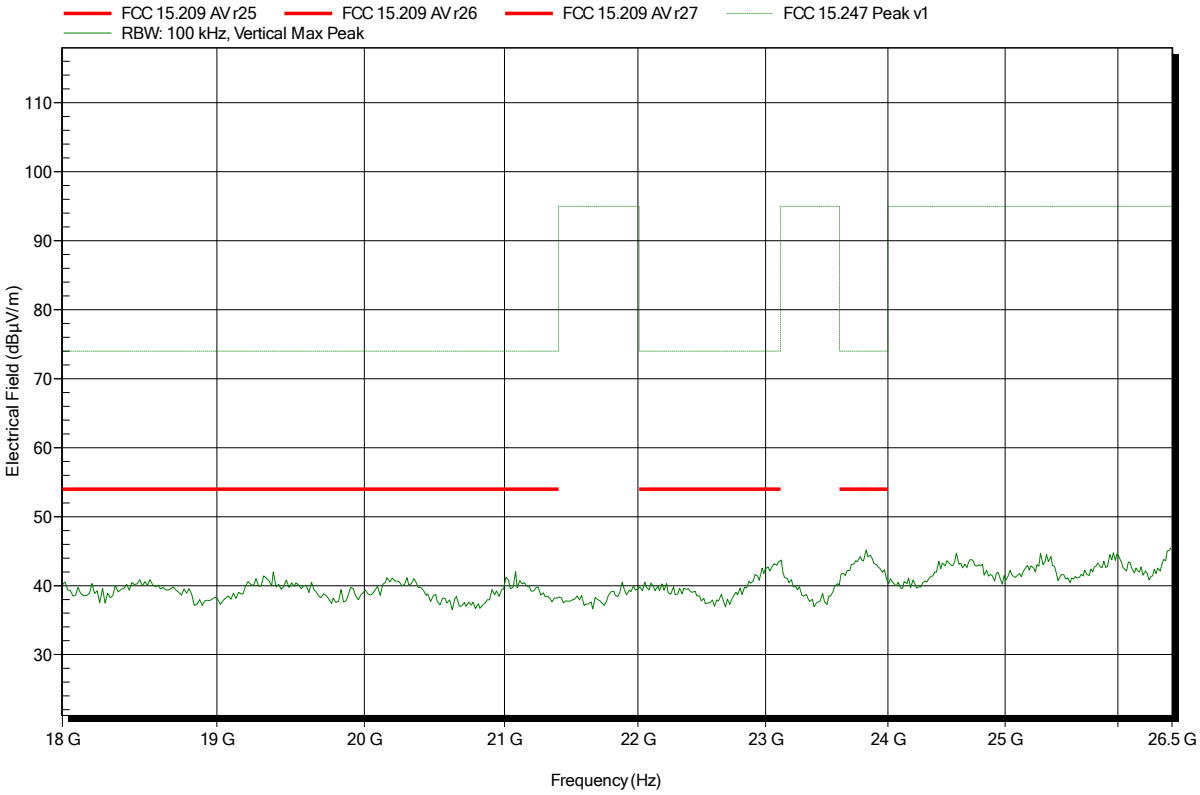

Spurious emissions according to FCC part 15 Subpart C § 15.247

Project number: G0M-1503-4620

Applicant:	BARTEC PIXAVI AS
EUT Name:	Wireless camera (Standard version)
Model:	OrbitX ST
Test Site:	Eurofins Product Service GmbH
Operator:	Mr. Handrik
Test Conditions:	Tnom: 23°C, Vnom: 3.7 VDC lithium battery
Antenna:	Rohde & Schwarz HL 025, Horizontal
Measurement distance:	1 m converted to 3m
Mode:	TX; Bluetooth DUT mode: 2480 MHz, DH5
Test Date:	2015-04-28
Note:	EUT horizontal

Index 96

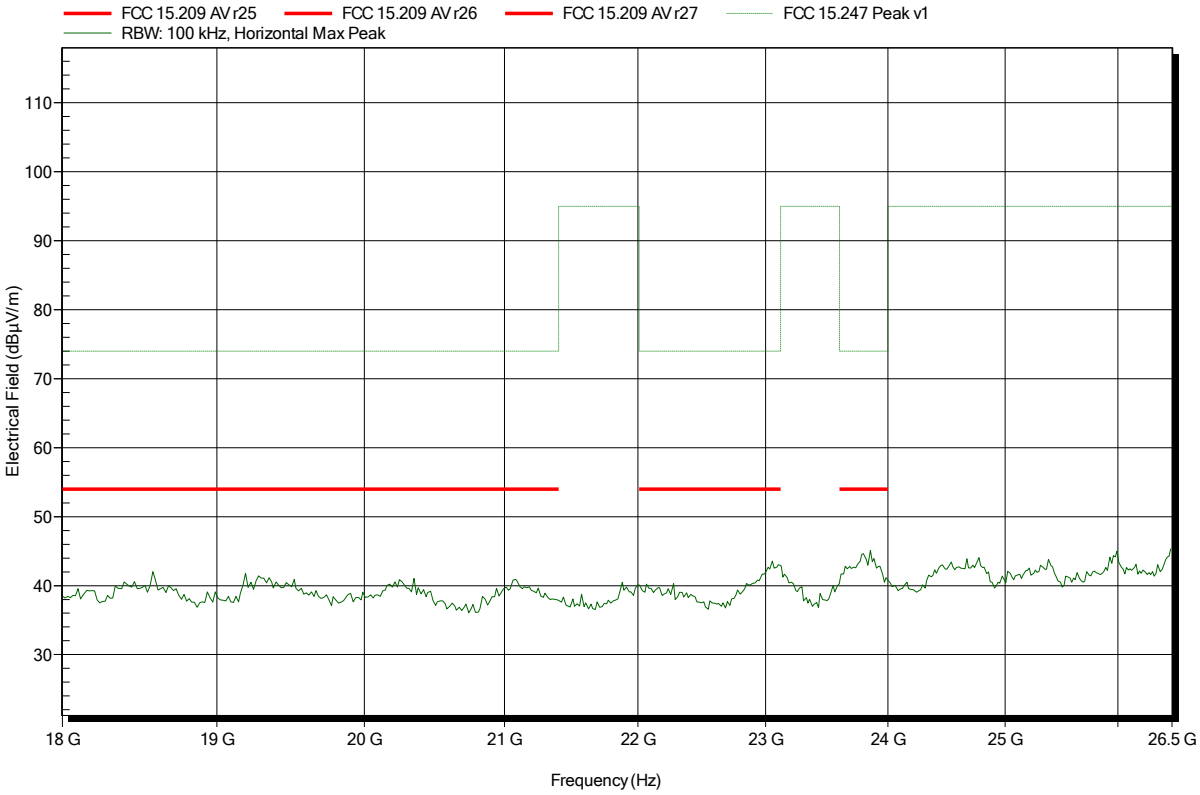

Spurious emissions according to FCC part 15 Subpart C § 15.247

Project number: G0M-1503-4620

Applicant:	BARTEC PIXAVI AS
EUT Name:	Wireless camera (Standard version)
Model:	OrbitX ST
Test Site:	Eurofins Product Service GmbH
Operator:	Mr. Handrik
Test Conditions:	Tnom: 23°C, Vnom: 3.7 VDC lithium battery
Antenna:	Rohde & Schwarz HK 116, Vertical
Measurement distance:	3 m
Mode:	TX; Bluetooth DUT mode: 2402 MHz, 3-DH5
Test Date:	2015-04-28
Note:	EUT horizontal

Index 162

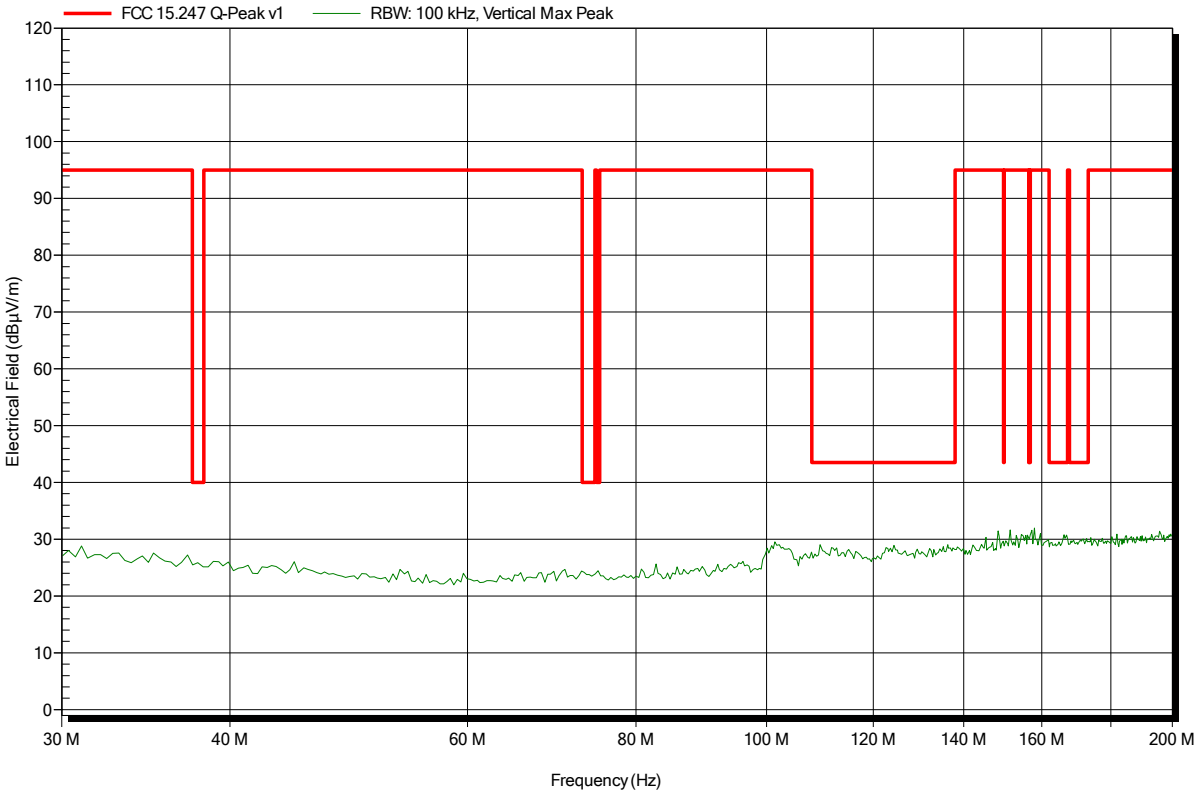

Spurious emissions according to FCC part 15 Subpart C § 15.247

Project number: G0M-1503-4620

Applicant:	BARTEC PIXAVI AS
EUT Name:	Wireless camera (Standard version)
Model:	OrbitX ST
Test Site:	Eurofins Product Service GmbH
Operator:	Mr. Handrik
Test Conditions:	Tnom: 23°C, Vnom: 3.7 VDC lithium battery
Antenna:	Rohde & Schwarz HK 116, Horizontal
Measurement distance:	3 m
Mode:	TX; Bluetooth DUT mode: 2402 MHz, 3-DH5
Test Date:	2015-04-28
Note:	EUT horizontal

Index 159

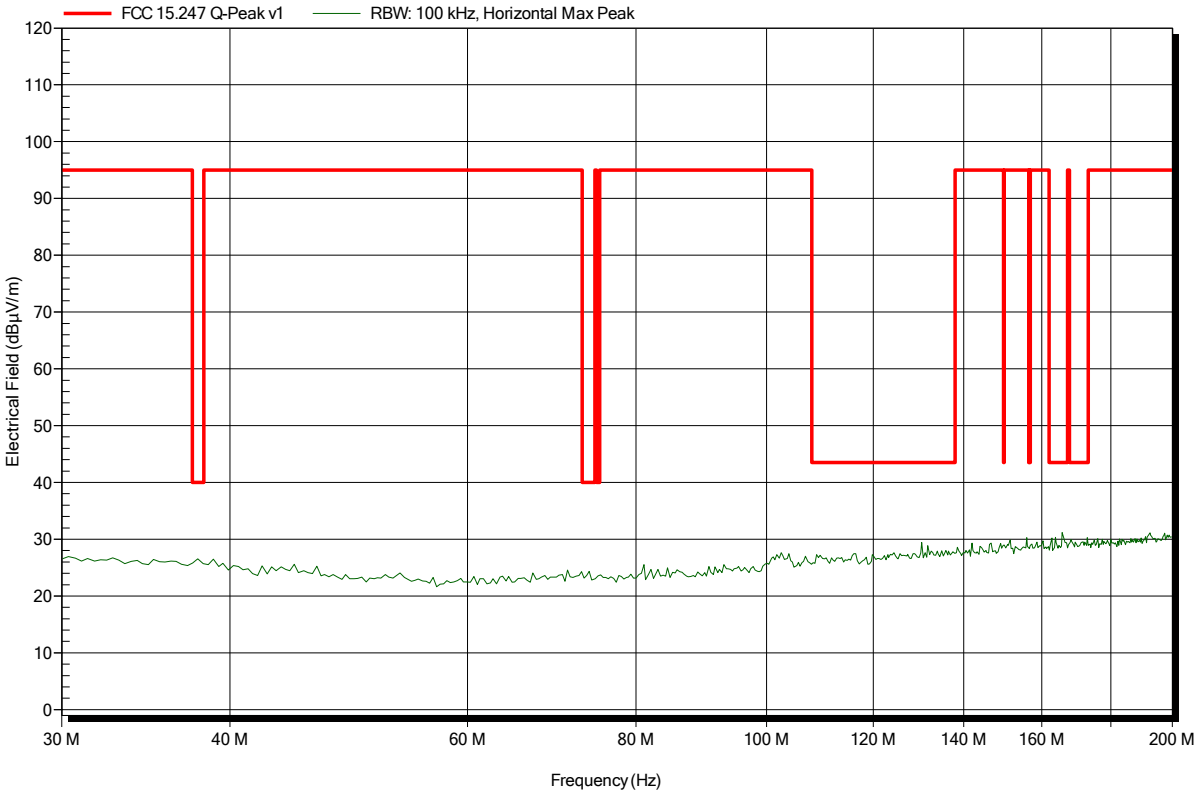

Spurious emissions according to FCC part 15 Subpart C § 15.247

Project number: G0M-1503-4620

Applicant:	BARTEC PIXAVI AS
EUT Name:	Wireless camera (Standard version)
Model:	OrbitX ST
Test Site:	Eurofins Product Service GmbH
Operator:	Mr. Handrik
Test Conditions:	Tnom: 23°C, Vnom: 3.7 VDC lithium battery
Antenna:	Rohde & Schwarz HK 116, Vertical
Measurement distance:	3 m
Mode:	TX; Bluetooth DUT mode: 2441 MHz, 3-DH5
Test Date:	2015-04-28
Note:	EUT horizontal

Index 163

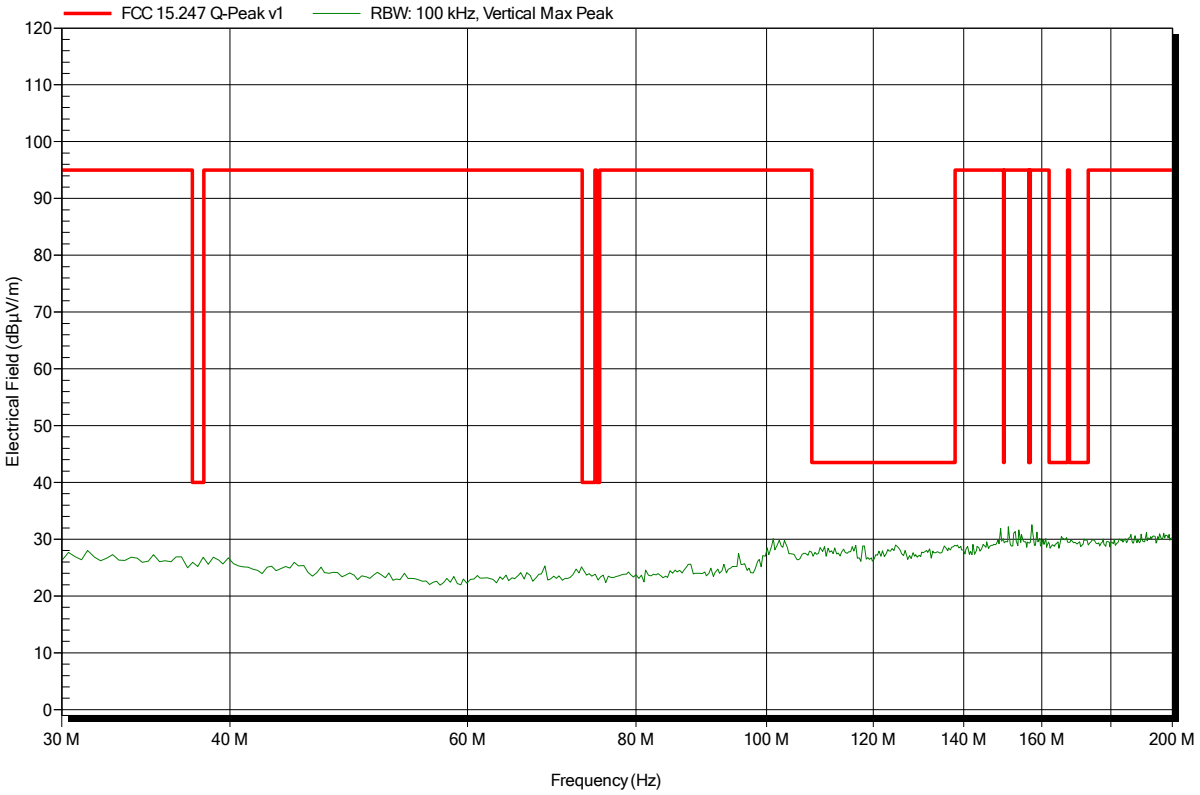

Spurious emissions according to FCC part 15 Subpart C § 15.247

Project number: G0M-1503-4620

Applicant:	BARTEC PIXAVI AS
EUT Name:	Wireless camera (Standard version)
Model:	OrbitX ST
Test Site:	Eurofins Product Service GmbH
Operator:	Mr. Handrik
Test Conditions:	Tnom: 23°C, Vnom: 3.7 VDC lithium battery
Antenna:	Rohde & Schwarz HK 116, Horizontal
Measurement distance:	3 m
Mode:	TX; Bluetooth DUT mode: 2441 MHz, 3-DH5
Test Date:	2015-04-28
Note:	EUT horizontal

Index 161

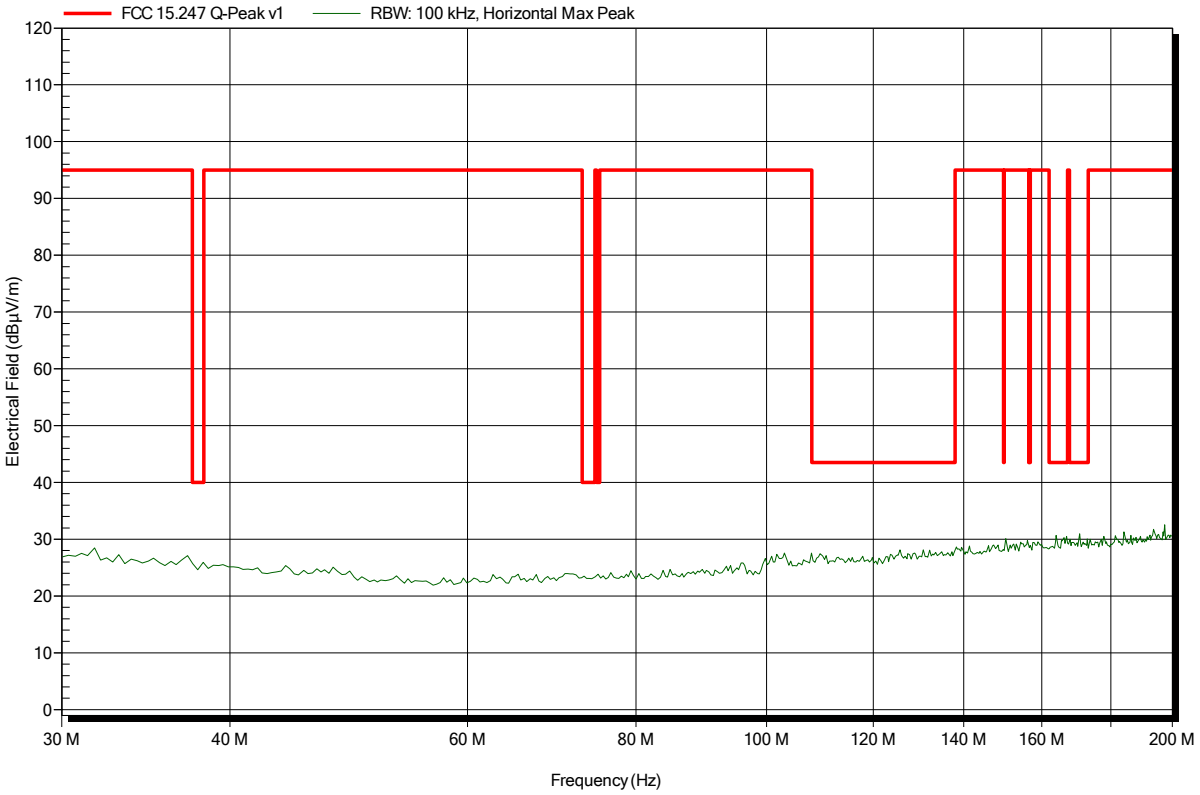

Spurious emissions according to FCC part 15 Subpart C § 15.247

Project number: G0M-1503-4620

Applicant:	BARTEC PIXAVI AS
EUT Name:	Wireless camera (Standard version)
Model:	OrbitX ST
Test Site:	Eurofins Product Service GmbH
Operator:	Mr. Handrik
Test Conditions:	Tnom: 23°C, Vnom: 3.7 VDC lithium battery
Antenna:	Rohde & Schwarz HK 116, Vertical
Measurement distance:	3 m
Mode:	TX; Bluetooth DUT mode: 2480 MHz, 3-DH5
Test Date:	2015-04-28
Note:	EUT horizontal

Index 164

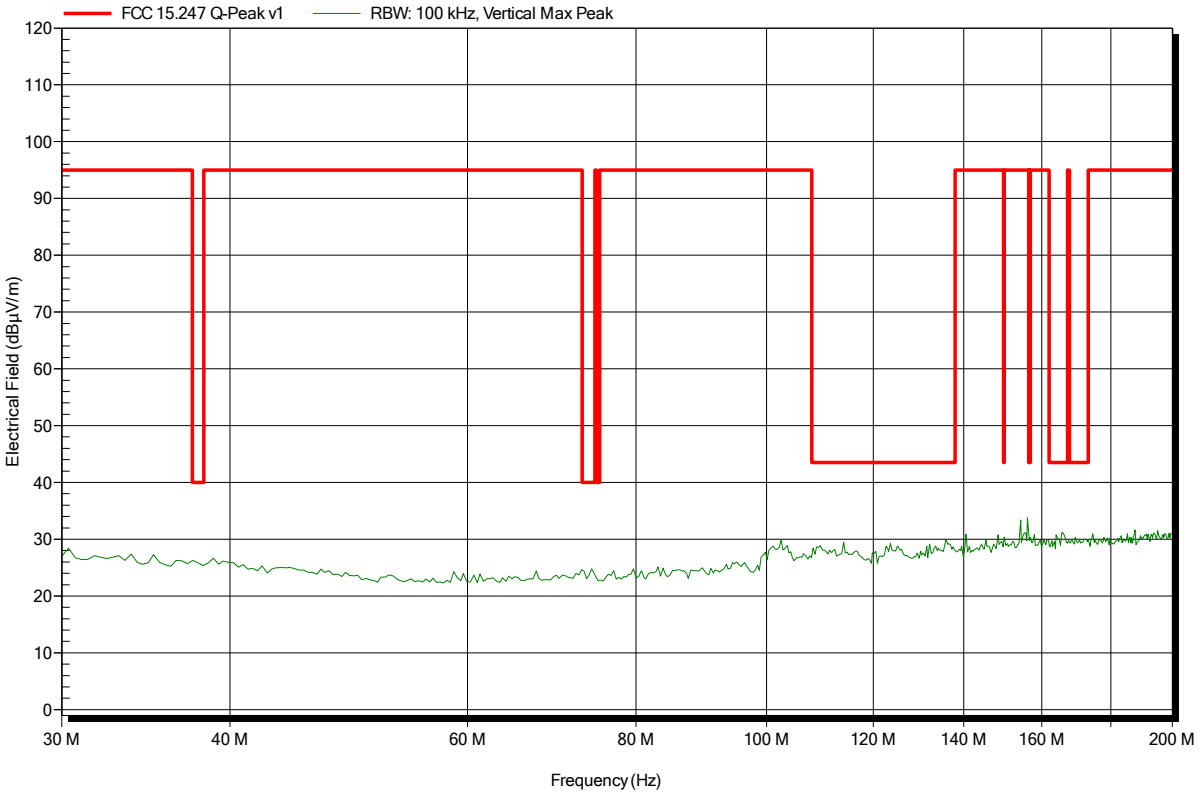

Spurious emissions according to FCC part 15 Subpart C § 15.247

Project number: G0M-1503-4620

Applicant:	BARTEC PIXAVI AS
EUT Name:	Wireless camera (Standard version)
Model:	OrbitX ST
Test Site:	Eurofins Product Service GmbH
Operator:	Mr. Handrik
Test Conditions:	Tnom: 23°C, Vnom: 3.7 VDC lithium battery
Antenna:	Rohde & Schwarz HK 116, Horizontal
Measurement distance:	3 m
Mode:	TX; Bluetooth DUT mode: 2480 MHz, 3-DH5
Test Date:	2015-04-28
Note:	EUT horizontal

Index 160

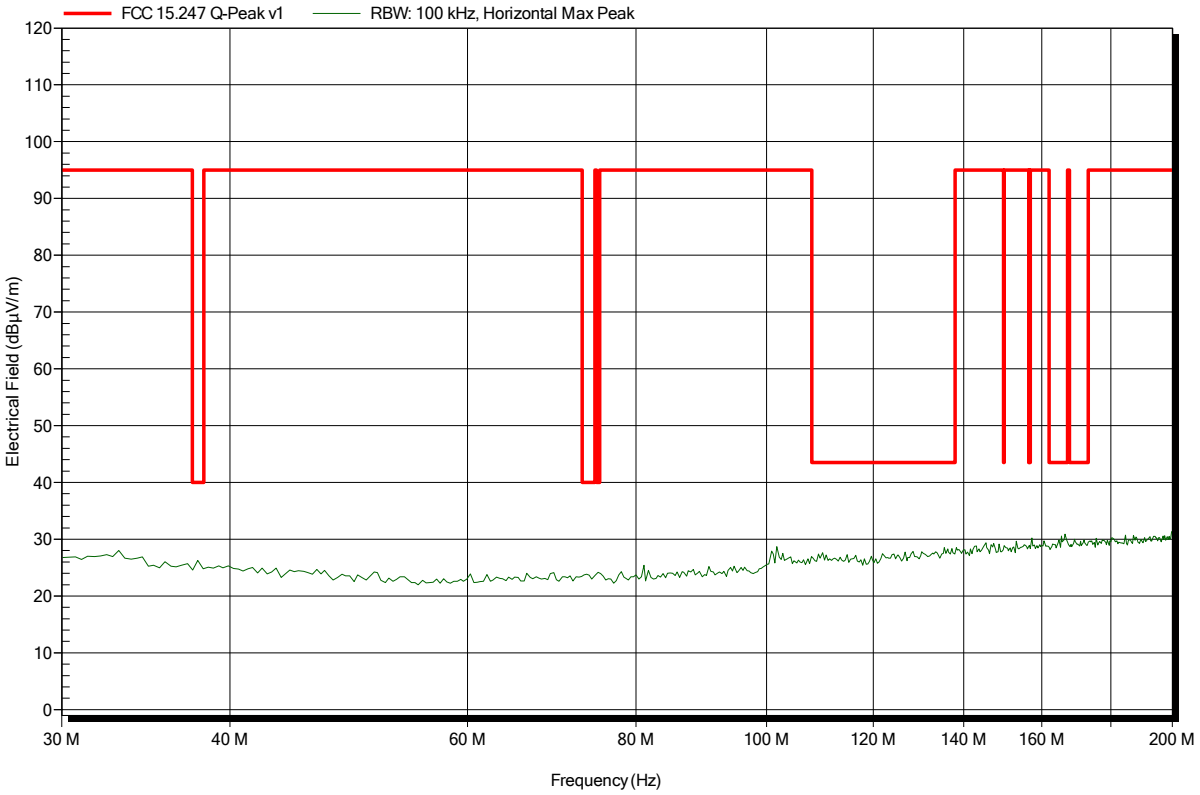

Spurious emissions according to FCC part 15 Subpart C § 15.247

Project number: G0M-1503-4620

Applicant:	BARTEC PIXAVI AS
EUT Name:	Wireless camera (Standard version)
Model:	OrbitX ST
Test Site:	Eurofins Product Service GmbH
Operator:	Mr. Handrik
Test Conditions:	Tnom: 23°C, Vnom: 3.7 VDC lithium battery
Antenna:	Rohde & Schwarz HL 223, Vertical
Measurement distance:	3 m
Mode:	TX; Bluetooth DUT mode: 2402 MHz, 3-DH5
Test Date:	2015-04-28
Note:	EUT vertical

Index 141

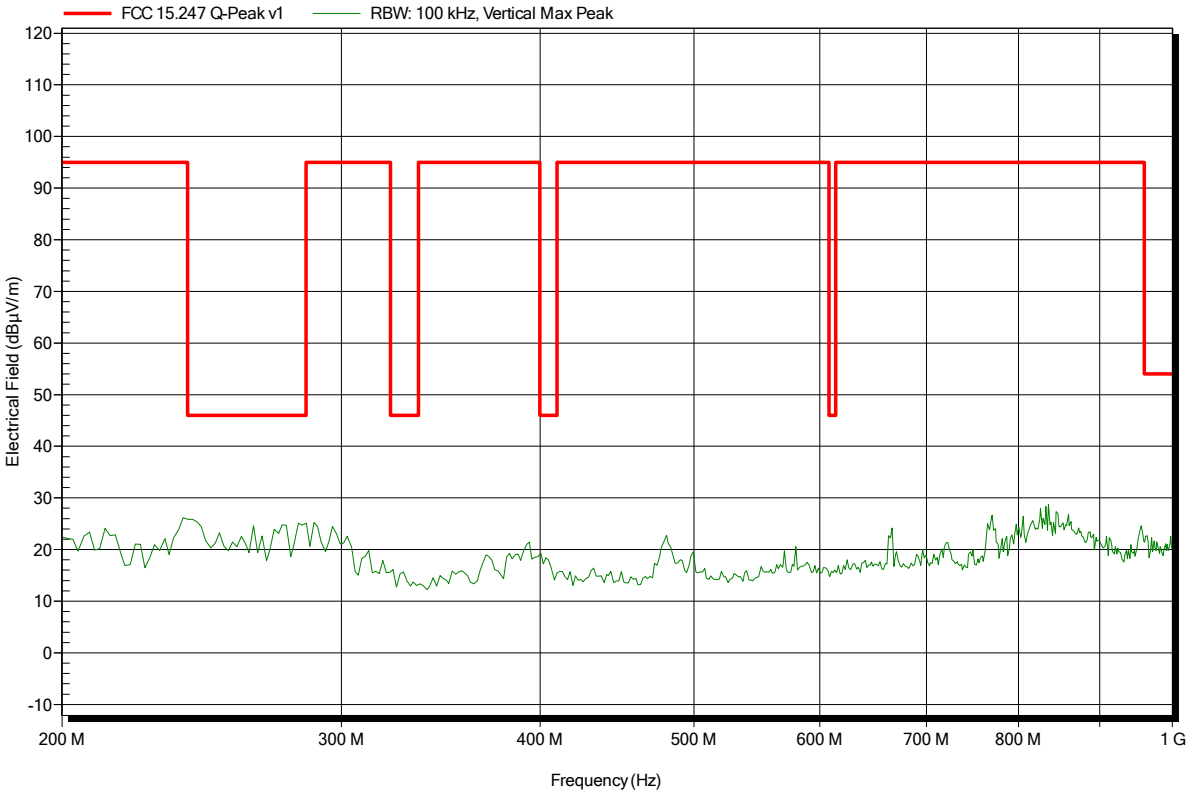

Spurious emissions according to FCC part 15 Subpart C § 15.247

Project number: G0M-1503-4620

Applicant:	BARTEC PIXAVI AS
EUT Name:	Wireless camera (Standard version)
Model:	OrbitX ST
Test Site:	Eurofins Product Service GmbH
Operator:	Mr. Handrik
Test Conditions:	Tnom: 23°C, Vnom: 3.7 VDC lithium battery
Antenna:	Rohde & Schwarz HL 223, Horizontal
Measurement distance:	3 m
Mode:	TX; Bluetooth DUT mode: 2402 MHz, 3-DH5
Test Date:	2015-04-28
Note:	EUT horizontal

Index 146

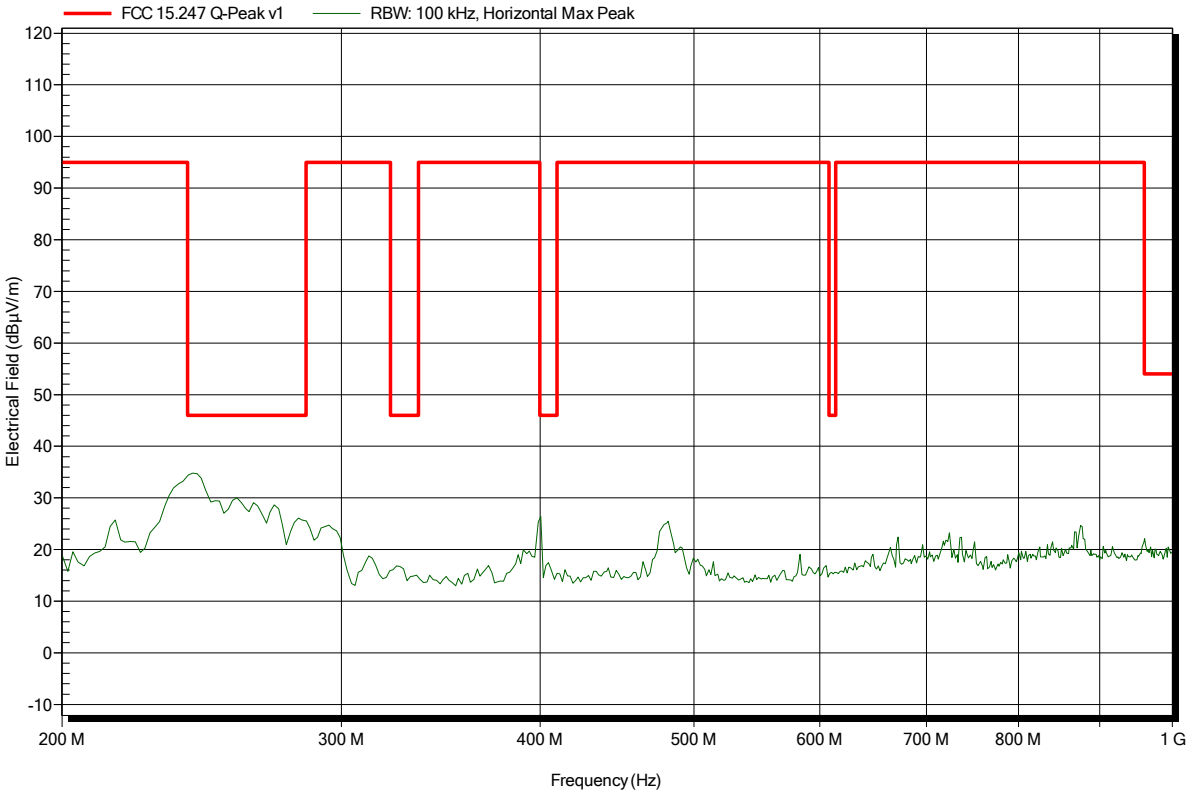

Spurious emissions according to FCC part 15 Subpart C § 15.247

Project number: G0M-1503-4620

Applicant:	BARTEC PIXAVI AS
EUT Name:	Wireless camera (Standard version)
Model:	OrbitX ST
Test Site:	Eurofins Product Service GmbH
Operator:	Mr. Handrik
Test Conditions:	Tnom: 23°C, Vnom: 3.7 VDC lithium battery
Antenna:	Rohde & Schwarz HL 223, Vertical
Measurement distance:	3 m
Mode:	TX; Bluetooth DUT mode: 2441 MHz, 3-DH5
Test Date:	2015-04-28
Note:	EUT horizontal

Index 142

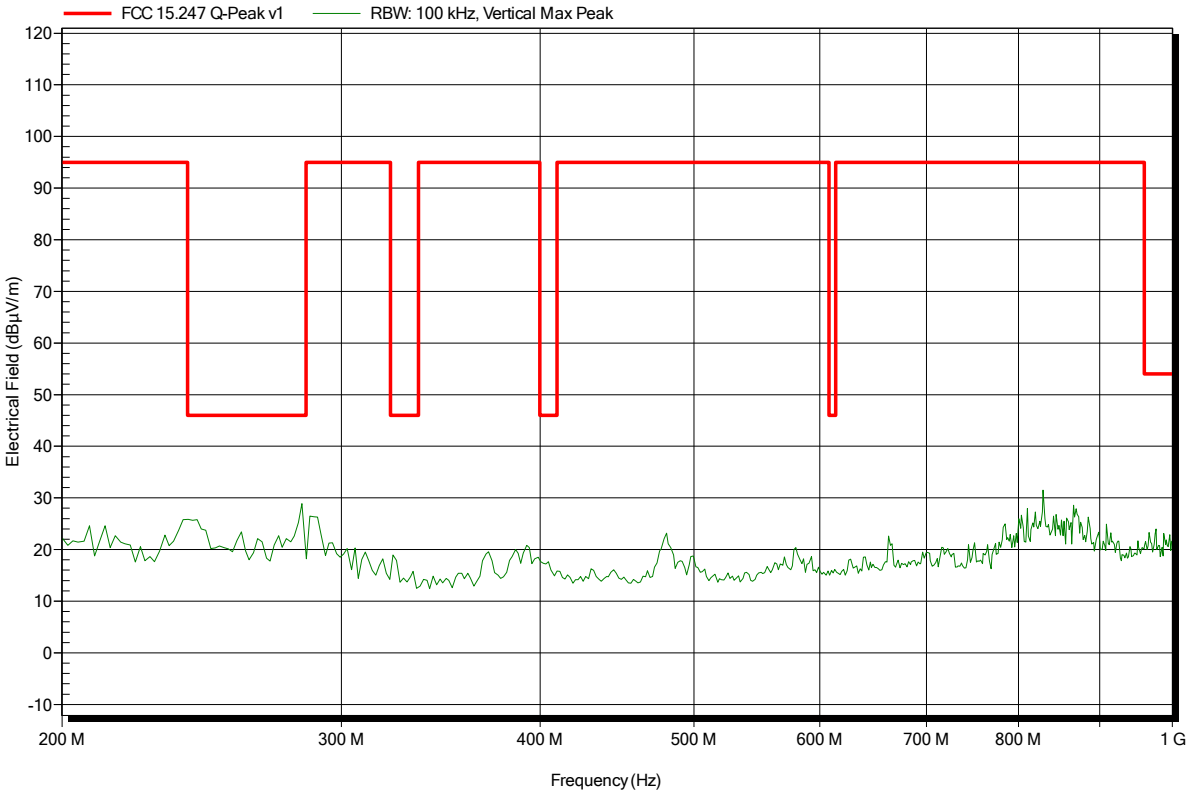

Spurious emissions according to FCC part 15 Subpart C § 15.247

Project number: G0M-1503-4620

Applicant:	BARTEC PIXAVI AS
EUT Name:	Wireless camera (Standard version)
Model:	OrbitX ST
Test Site:	Eurofins Product Service GmbH
Operator:	Mr. Handrik
Test Conditions:	Tnom: 23°C, Vnom: 3.7 VDC lithium battery
Antenna:	Rohde & Schwarz HL 223, Horizontal
Measurement distance:	3 m
Mode:	TX; Bluetooth DUT mode: 2441 MHz, 3-DH5
Test Date:	2015-04-28
Note:	EUT horizontal

Index 145

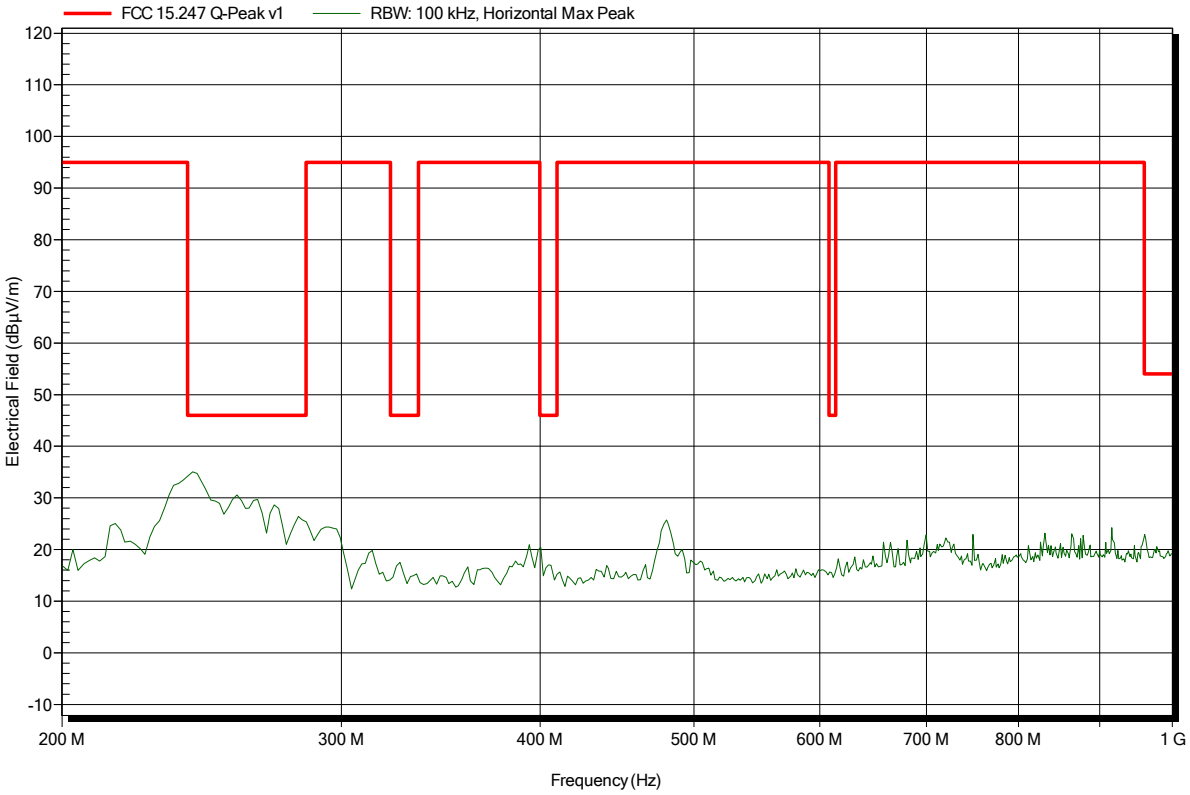

Spurious emissions according to FCC part 15 Subpart C § 15.247

Project number: G0M-1503-4620

Applicant:	BARTEC PIXAVI AS
EUT Name:	Wireless camera (Standard version)
Model:	OrbitX ST
Test Site:	Eurofins Product Service GmbH
Operator:	Mr. Handrik
Test Conditions:	Tnom: 23°C, Vnom: 3.7 VDC lithium battery
Antenna:	Rohde & Schwarz HL 223, Vertical
Measurement distance:	3 m
Mode:	TX; Bluetooth DUT mode: 2480 MHz, 3-DH5
Test Date:	2015-04-28
Note:	EUT horizontal

Index 143

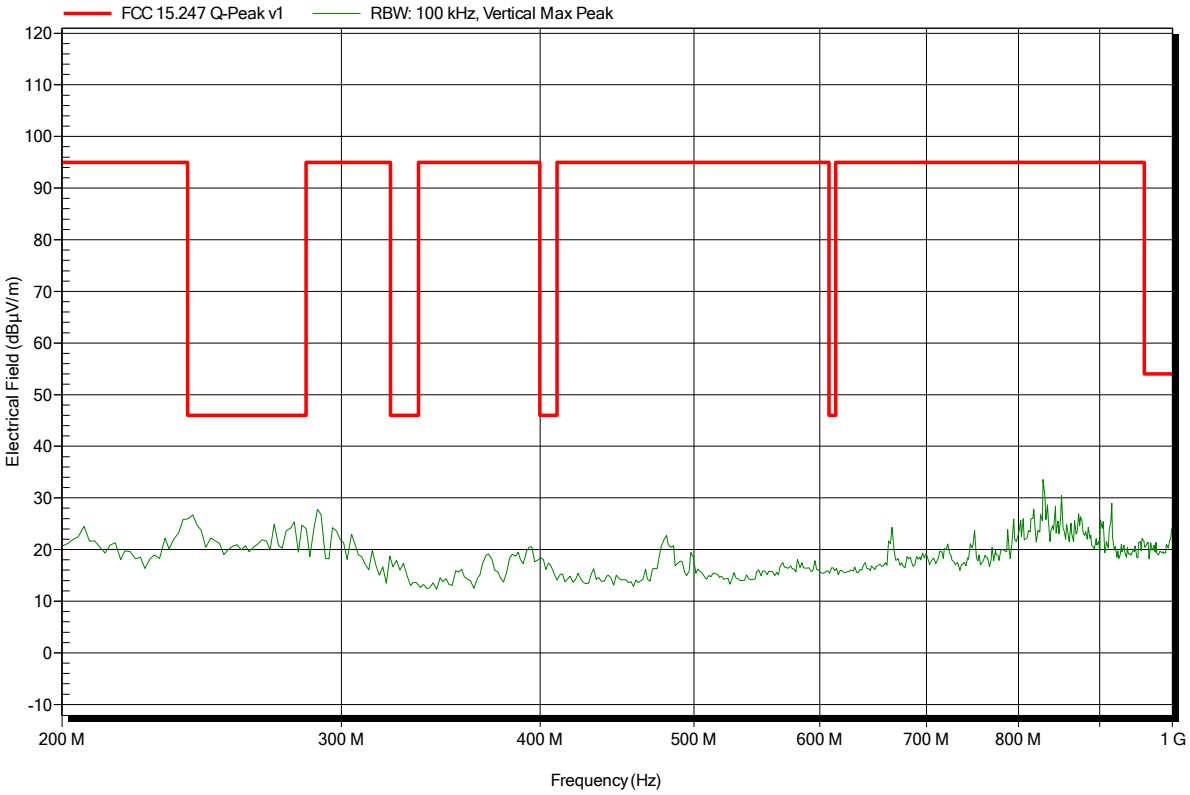

Spurious emissions according to FCC part 15 Subpart C § 15.247

Project number: G0M-1503-4620

Applicant:	BARTEC PIXAVI AS
EUT Name:	Wireless camera (Standard version)
Model:	OrbitX ST
Test Site:	Eurofins Product Service GmbH
Operator:	Mr. Handrik
Test Conditions:	Tnom: 23°C, Vnom: 3.7 VDC lithium battery
Antenna:	Rohde & Schwarz HL 223, Horizontal
Measurement distance:	3 m
Mode:	TX; Bluetooth DUT mode: 2480 MHz, 3-DH5
Test Date:	2015-04-28
Note:	EUT horizontal

Index 144

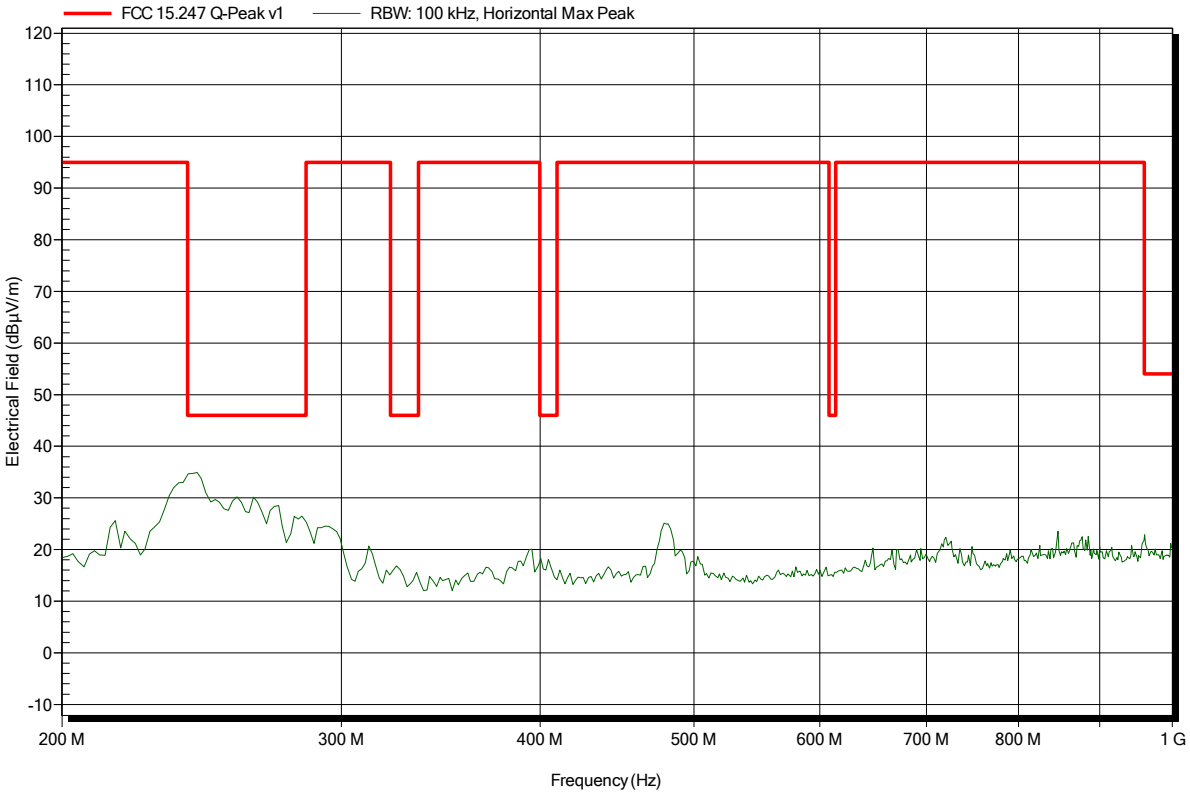

Spurious emissions according to FCC part 15 Subpart C § 15.247

Project number: G0M-1503-4620

Applicant:	BARTEC PIXAVI AS
EUT Name:	Wireless camera (Standard version)
Model:	OrbitX ST
Test Site:	Eurofins Product Service GmbH
Operator:	Mr. Handrik
Test Conditions:	Tnom: 23°C, Vnom: 3.7 VDC lithium battery
Antenna:	Rohde & Schwarz HL 025, Vertical
Measurement distance:	3 m
Mode:	TX; Bluetooth DUT mode: 2402 MHz, 3-DH5
Test Date:	2015-04-28
Note:	EUT horizontal

Index 113

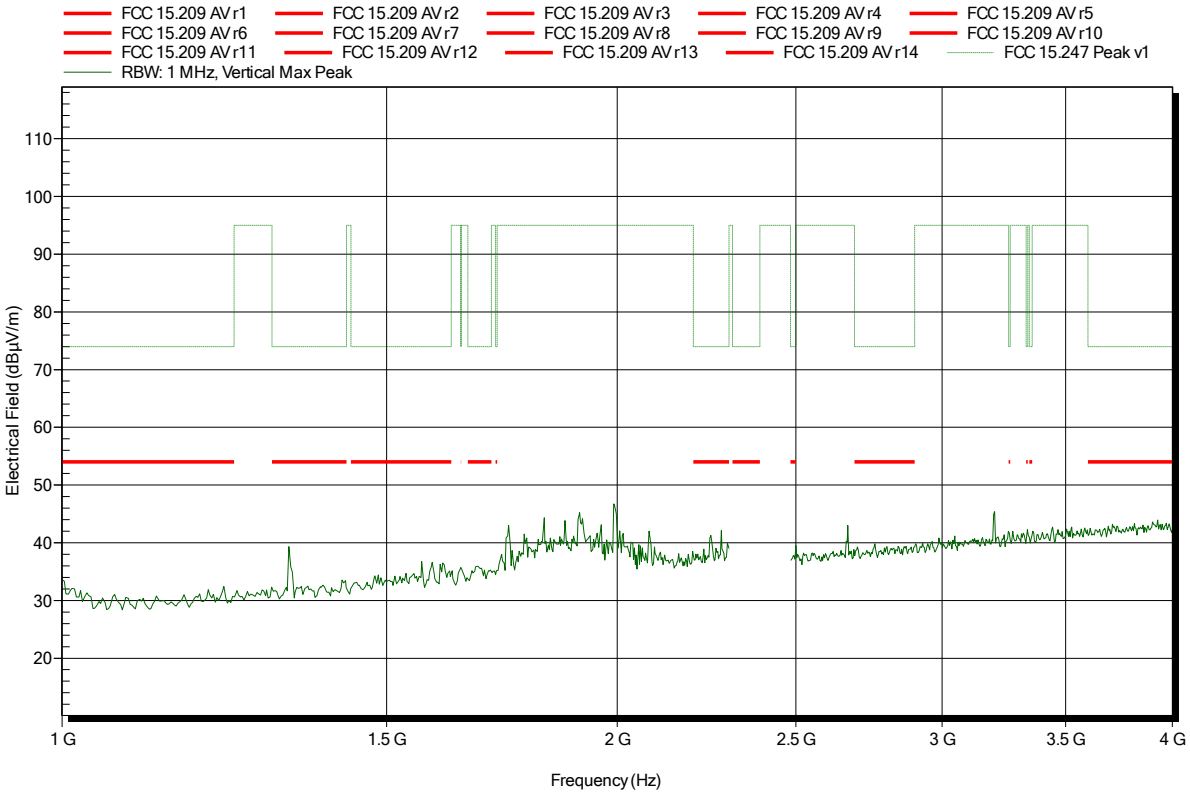

Spurious emissions according to FCC part 15 Subpart C § 15.247

Project number: G0M-1503-4620

Applicant:	BARTEC PIXAVI AS
EUT Name:	Wireless camera (Standard version)
Model:	OrbitX ST
Test Site:	Eurofins Product Service GmbH
Operator:	Mr. Handrik
Test Conditions:	Tnom: 23°C, Vnom: 3.7 VDC lithium battery
Antenna:	Rohde & Schwarz HL 025, Vertical
Measurement distance:	3 m
Mode:	TX; Bluetooth DUT mode: 2402 MHz, 3-DH5
Test Date:	2015-04-28
Note:	EUT horizontal; lower bandedge

Index 114

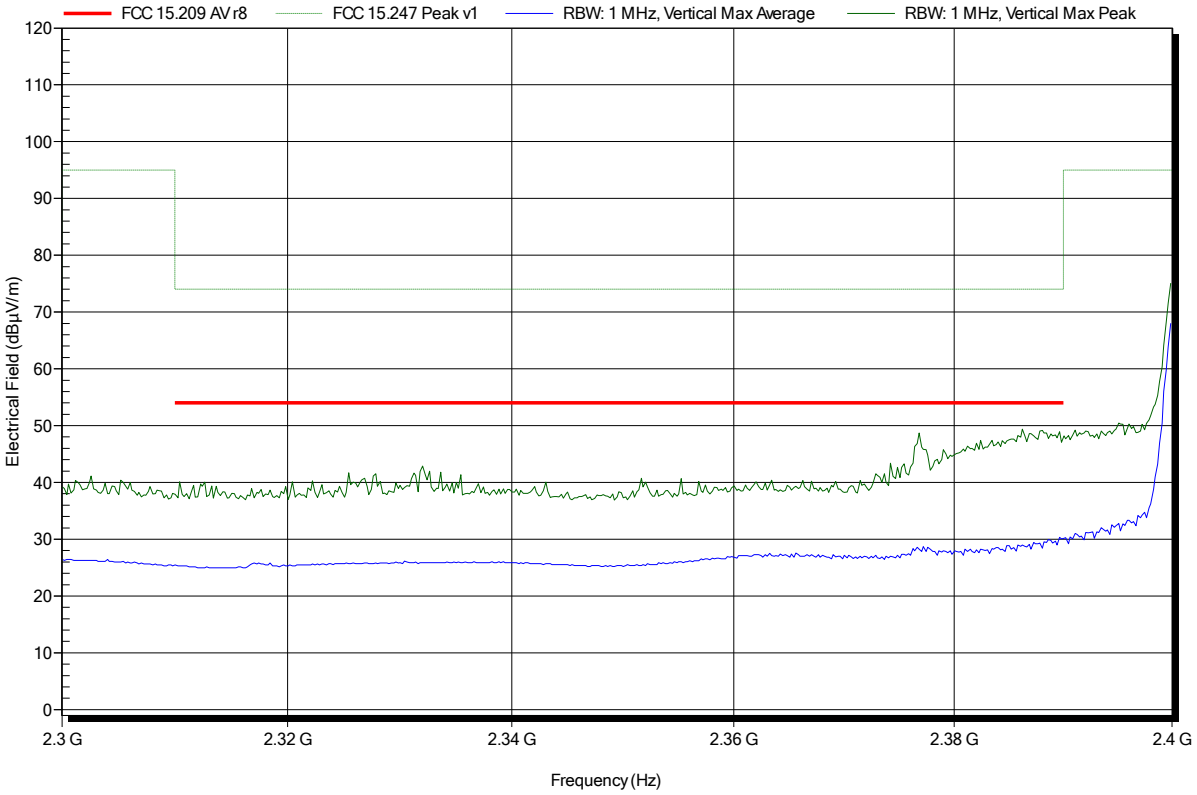

Spurious emissions according to FCC part 15 Subpart C § 15.247

Project number: G0M-1503-4620

Applicant:	BARTEC PIXAVI AS
EUT Name:	Wireless camera (Standard version)
Model:	OrbitX ST
Test Site:	Eurofins Product Service GmbH
Operator:	Mr. Handrik
Test Conditions:	Tnom: 23°C, Vnom: 3.7 VDC lithium battery
Antenna:	Rohde & Schwarz HL 025, Horizontal
Measurement distance:	3 m
Mode:	TX; Bluetooth DUT mode: 2402 MHz, 3-DH5
Test Date:	2015-04-28
Note:	EUT horizontal

Index 121

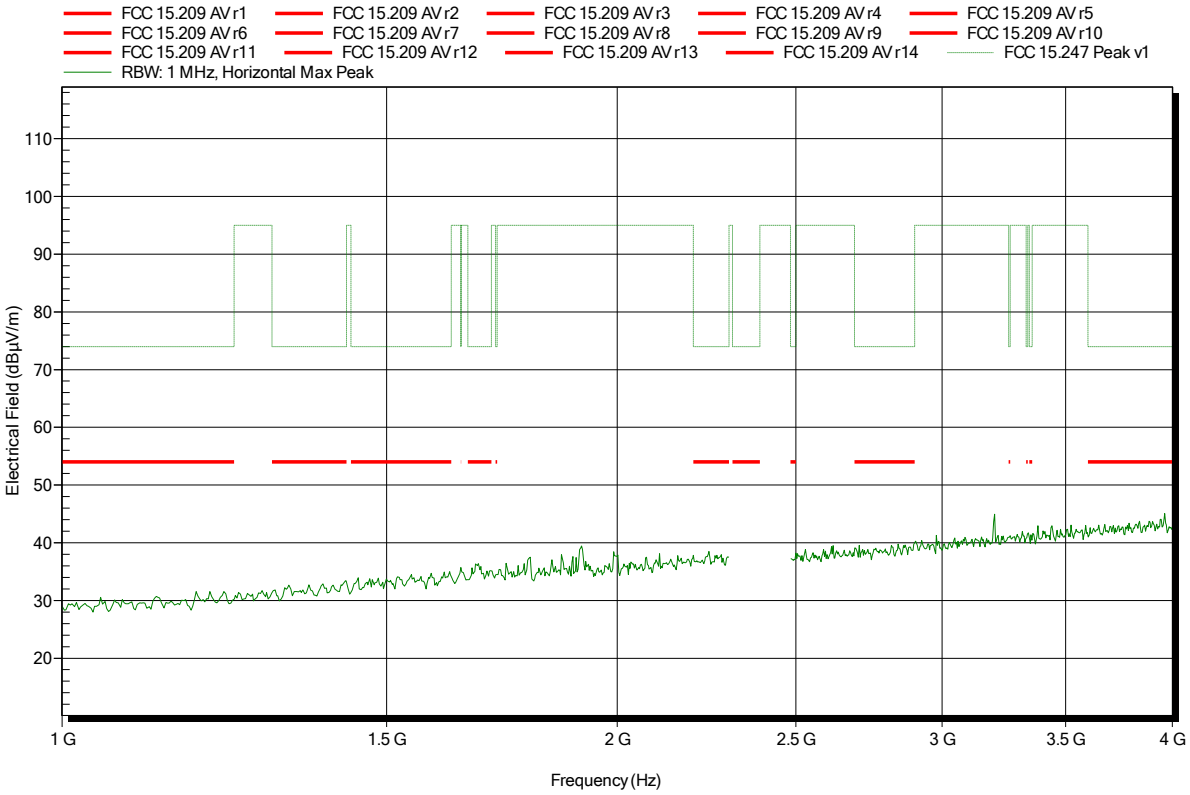

Spurious emissions according to FCC part 15 Subpart C § 15.247

Project number: G0M-1503-4620

Applicant:	BARTEC PIXAVI AS
EUT Name:	Wireless camera (Standard version)
Model:	OrbitX ST
Test Site:	Eurofins Product Service GmbH
Operator:	Mr. Handrik
Test Conditions:	Tnom: 23°C, Vnom: 3.7 VDC lithium battery
Antenna:	Rohde & Schwarz HL 025, Horizontal
Measurement distance:	3 m
Mode:	TX; Bluetooth DUT mode: 2402 MHz, 3-DH5
Test Date:	2015-04-28
Note:	EUT horizontal; lower bandedge

Index 122

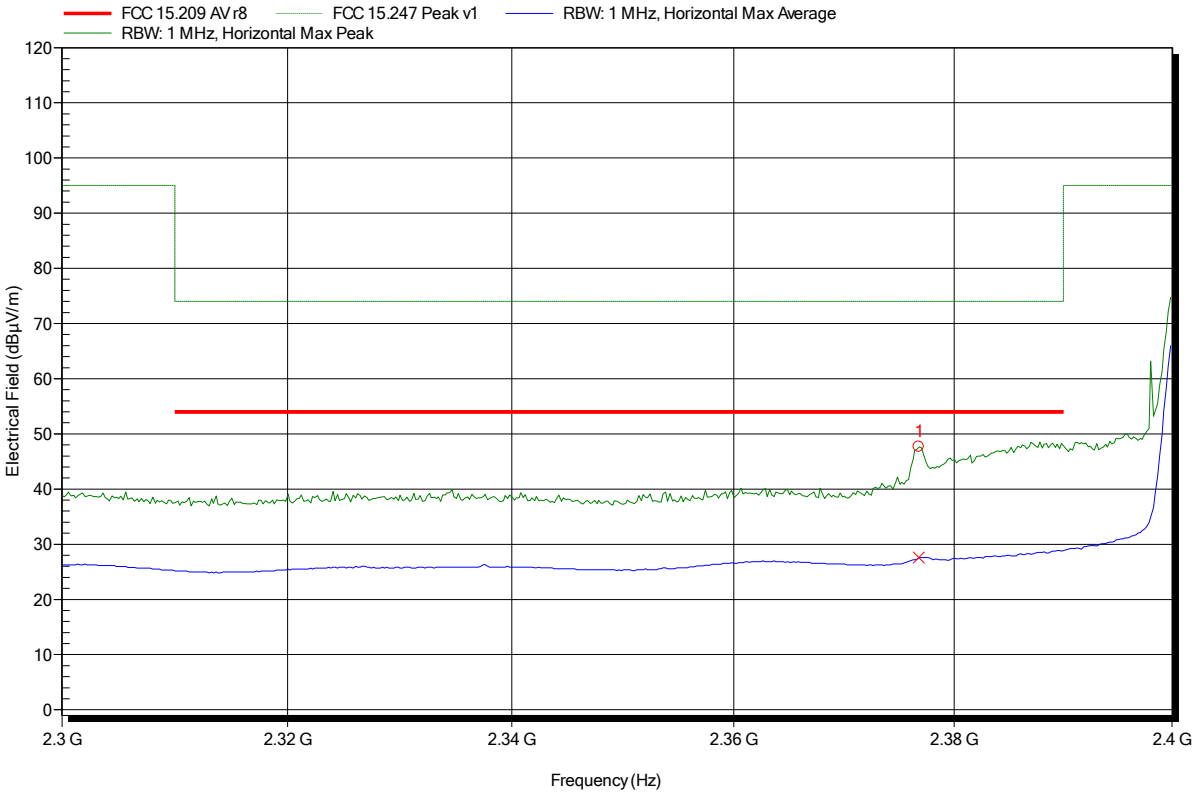

Frequency	Peak	Peak Limit	Peak Difference	Peak Status
2.377 GHz	47.68 dBµV/m	74 dBµV/m	-26.32 dB	Pass

Frequency	Average	Average Limit	Average Difference	Average Status
2.377 GHz	27.59 dBµV/m	54 dBµV/m	-26.41 dB	Pass

Spurious emissions according to FCC part 15 Subpart C § 15.247

Project number: G0M-1503-4620

Applicant:	BARTEC PIXAVI AS
EUT Name:	Wireless camera (Standard version)
Model:	OrbitX ST
Test Site:	Eurofins Product Service GmbH
Operator:	Mr. Handrik
Test Conditions:	Tnom: 23°C, Vnom: 3.7 VDC lithium battery
Antenna:	Rohde & Schwarz HL 025, Vertical
Measurement distance:	3 m
Mode:	TX; Bluetooth DUT mode: 2441 MHz, 3-DH5
Test Date:	2015-04-28
Note:	EUT horizontal

Index 115

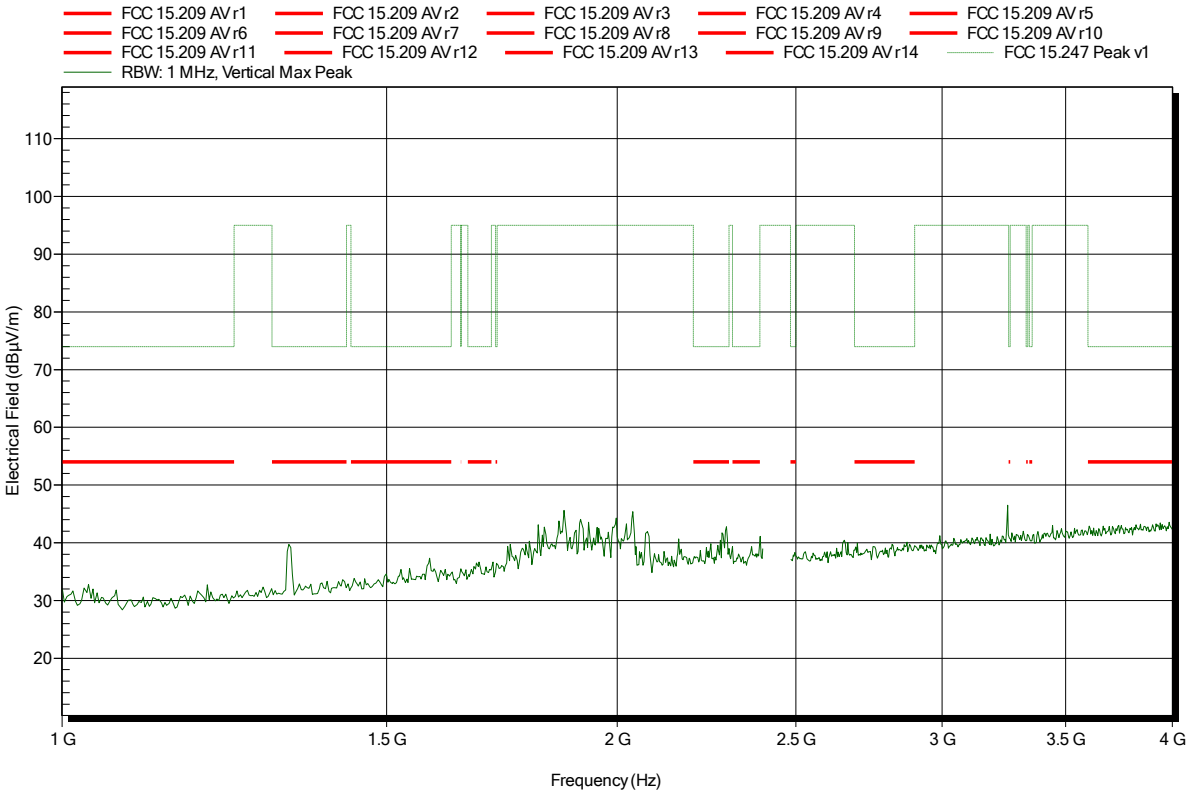

Spurious emissions according to FCC part 15 Subpart C § 15.247

Project number: G0M-1503-4620

Applicant:	BARTEC PIXAVI AS
EUT Name:	Wireless camera (Standard version)
Model:	OrbitX ST
Test Site:	Eurofins Product Service GmbH
Operator:	Mr. Handrik
Test Conditions:	Tnom: 23°C, Vnom: 3.7 VDC lithium battery
Antenna:	Rohde & Schwarz HL 025, Horizontal
Measurement distance:	3 m
Mode:	TX; Bluetooth DUT mode: 2441 MHz, 3-DH5
Test Date:	2015-04-28
Note:	EUT horizontal

Index 120

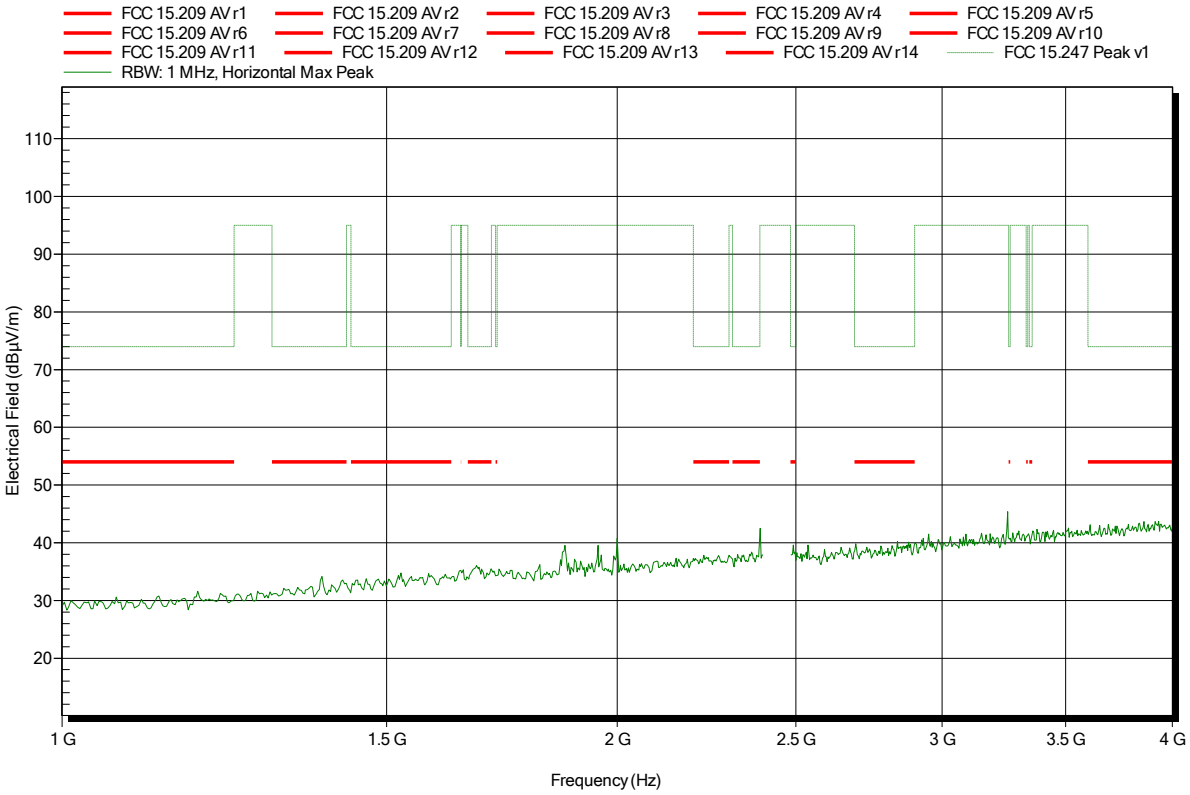

Spurious emissions according to FCC part 15 Subpart C § 15.247

Project number: G0M-1503-4620

Applicant:	BARTEC PIXAVI AS
EUT Name:	Wireless camera (Standard version)
Model:	OrbitX ST
Test Site:	Eurofins Product Service GmbH
Operator:	Mr. Handrik
Test Conditions:	Tnom: 23°C, Vnom: 3.7 VDC lithium battery
Antenna:	Rohde & Schwarz HL 025, Vertical
Measurement distance:	3 m
Mode:	TX; Bluetooth DUT mode: 2480 MHz, 3-DH5
Test Date:	2015-04-28
Note:	EUT horizontal

Index 116

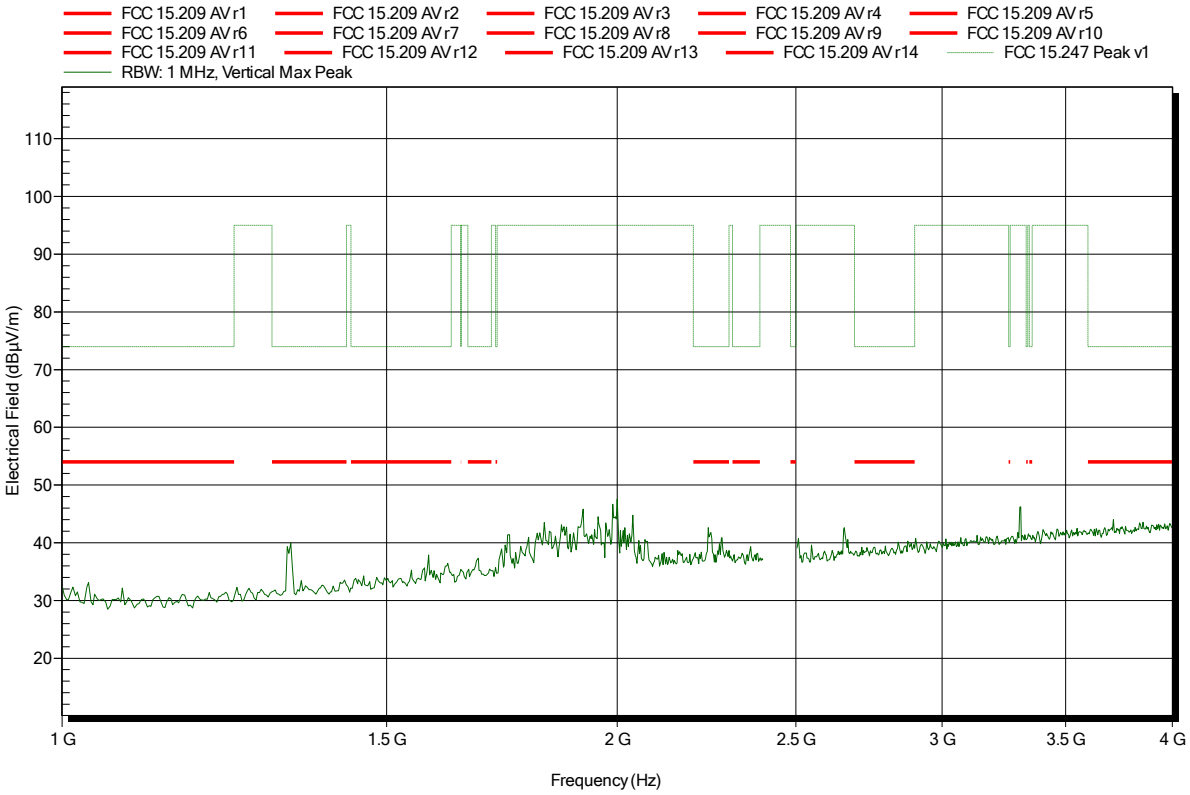

Spurious emissions according to FCC part 15 Subpart C § 15.247

Project number: G0M-1503-4620

Applicant:	BARTEC PIXAVI AS
EUT Name:	Wireless camera (Standard version)
Model:	OrbitX ST
Test Site:	Eurofins Product Service GmbH
Operator:	Mr. Handrik
Test Conditions:	Tnom: 23°C, Vnom: 3.7 VDC lithium battery
Antenna:	Rohde & Schwarz HL 025, Vertical
Measurement distance:	3 m
Mode:	TX; Bluetooth DUT mode: 2480 MHz, 3-DH5
Test Date:	2015-04-28
Note:	EUT horizontal; higher bandedge

Index 117

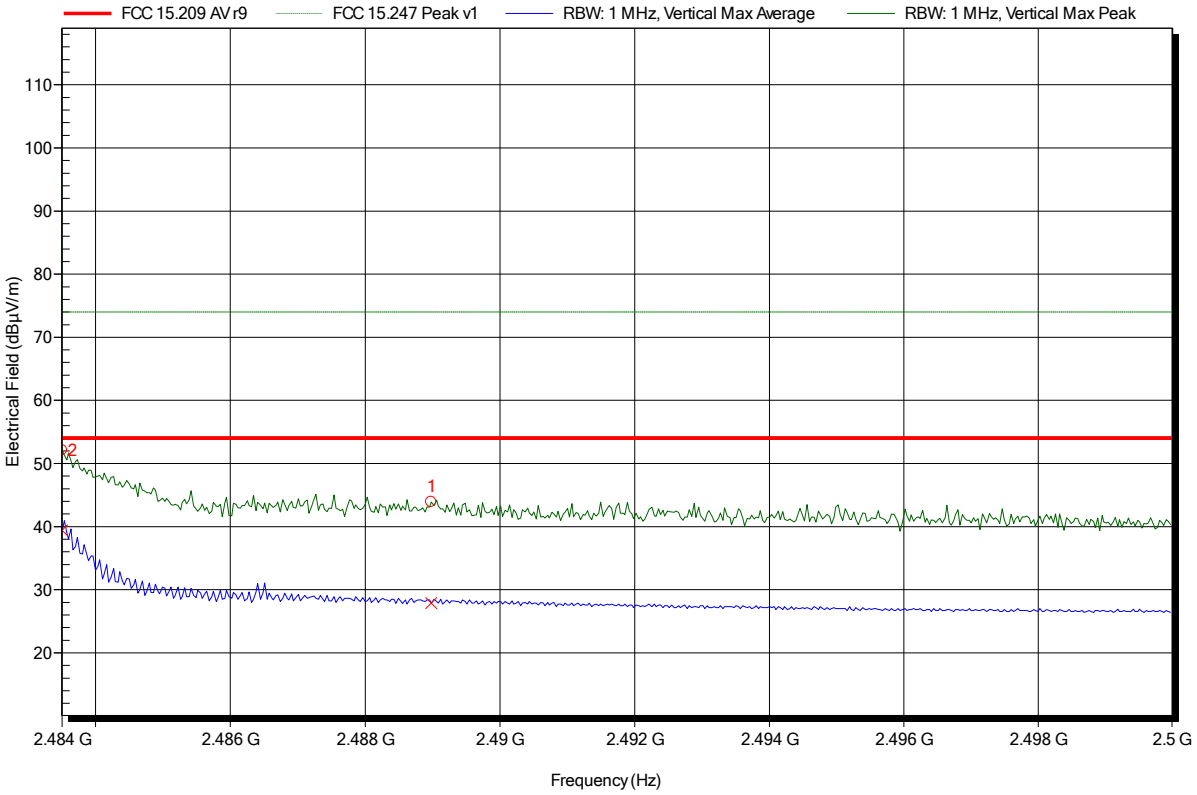

Frequency	Peak	Peak Limit	Peak Difference	Peak Status
2.484 GHz	52.06 dBµV/m	74 dBµV/m	-21.94 dB	Pass
2.489 GHz	43.9 dBµV/m	74 dBµV/m	-30.1 dB	Pass

Frequency	Average	Average Limit	Average Difference	Average Status
2.484 GHz	39.42 dBµV/m	54 dBµV/m	-14.58 dB	Pass
2.489 GHz	27.85 dBµV/m	54 dBµV/m	-26.15 dB	Pass

Spurious emissions according to FCC part 15 Subpart C § 15.247

Project number: G0M-1503-4620

Applicant:	BARTEC PIXAVI AS
EUT Name:	Wireless camera (Standard version)
Model:	OrbitX ST
Test Site:	Eurofins Product Service GmbH
Operator:	Mr. Handrik
Test Conditions:	Tnom: 23°C, Vnom: 3.7 VDC lithium battery
Antenna:	Rohde & Schwarz HL 025, Horizontal
Measurement distance:	3 m
Mode:	TX; Bluetooth DUT mode: 2480 MHz, 3-DH5
Test Date:	2015-04-28
Note:	EUT horizontal

Index 118

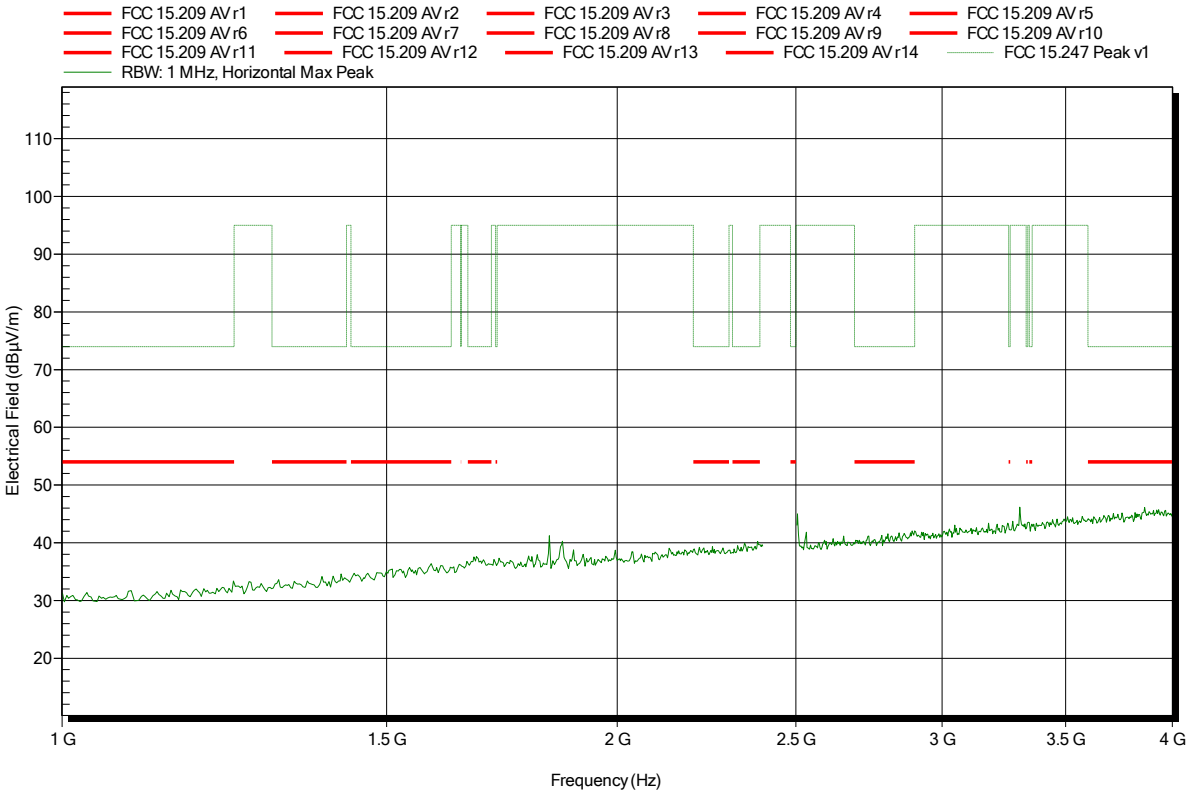

Spurious emissions according to FCC part 15 Subpart C § 15.247

Project number: G0M-1503-4620

Applicant:	BARTEC PIXAVI AS
EUT Name:	Wireless camera (Standard version)
Model:	OrbitX ST
Test Site:	Eurofins Product Service GmbH
Operator:	Mr. Handrik
Test Conditions:	Tnom: 23°C, Vnom: 3.7 VDC lithium battery
Antenna:	Rohde & Schwarz HL 025, Horizontal
Measurement distance:	3 m
Mode:	TX; Bluetooth DUT mode: 2480 MHz, 3-DH5
Test Date:	2015-04-28
Note:	EUT horizontal; higher bandedge

Index 119

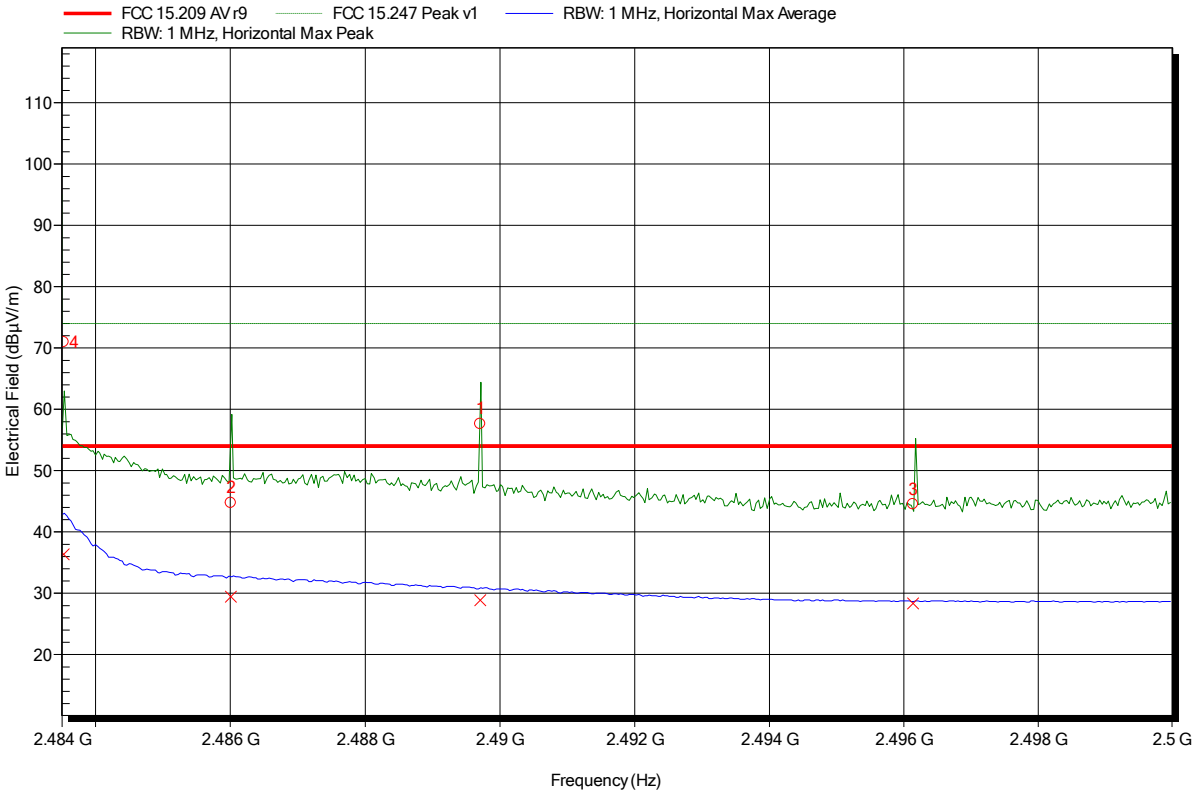

Frequency	Peak	Peak Limit	Peak Difference	Peak Status
2.484 GHz	70.96 dBµV/m	74 dBµV/m	-3.04 dB	Pass
2.486 GHz	44.71 dBµV/m	74 dBµV/m	-29.29 dB	Pass
2.49 GHz	57.61 dBµV/m	74 dBµV/m	-16.39 dB	Pass
2.496 GHz	44.52 dBµV/m	74 dBµV/m	-29.48 dB	Pass

Frequency	Average	Average Limit	Average Difference	Average Status
2.484 GHz	36.36 dBµV/m	54 dBµV/m	-17.64 dB	Pass
2.486 GHz	29.45 dBµV/m	54 dBµV/m	-24.55 dB	Pass
2.49 GHz	28.87 dBµV/m	54 dBµV/m	-25.13 dB	Pass
2.496 GHz	28.36 dBµV/m	54 dBµV/m	-25.64 dB	Pass

Spurious emissions according to FCC part 15 Subpart C § 15.247

Project number: G0M-1503-4620

Applicant:	BARTEC PIXAVI AS
EUT Name:	Wireless camera (Standard version)
Model:	OrbitX ST
Test Site:	Eurofins Product Service GmbH
Operator:	Mr. Handrik
Test Conditions:	Tnom: 23°C, Vnom: 3.7 VDC lithium battery
Antenna:	Rohde & Schwarz HL 025, Vertical
Measurement distance:	1 m converted to 3m
Mode:	TX; Bluetooth DUT mode: 2402 MHz, 3-DH5
Test Date:	2015-04-28
Note:	EUT horizontal

Index 140

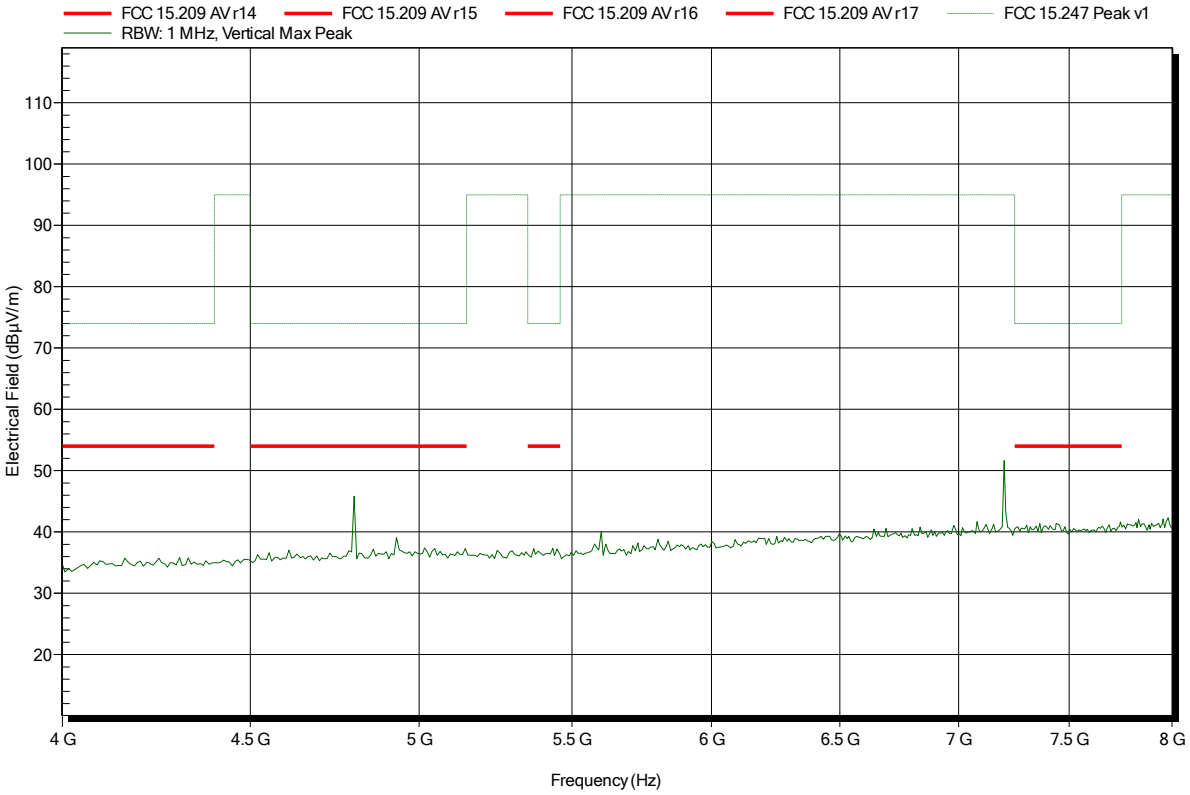

Spurious emissions according to FCC part 15 Subpart C § 15.247

Project number: G0M-1503-4620

Applicant:	BARTEC PIXAVI AS
EUT Name:	Wireless camera (Standard version)
Model:	OrbitX ST
Test Site:	Eurofins Product Service GmbH
Operator:	Mr. Handrik
Test Conditions:	Tnom: 23°C, Vnom: 3.7 VDC lithium battery
Antenna:	Rohde & Schwarz HL 025, Horizontal
Measurement distance:	1 m converted to 3m
Mode:	TX; Bluetooth DUT mode: 2402 MHz, 3-DH5
Test Date:	2015-04-28
Note:	EUT horizontal

Index 123

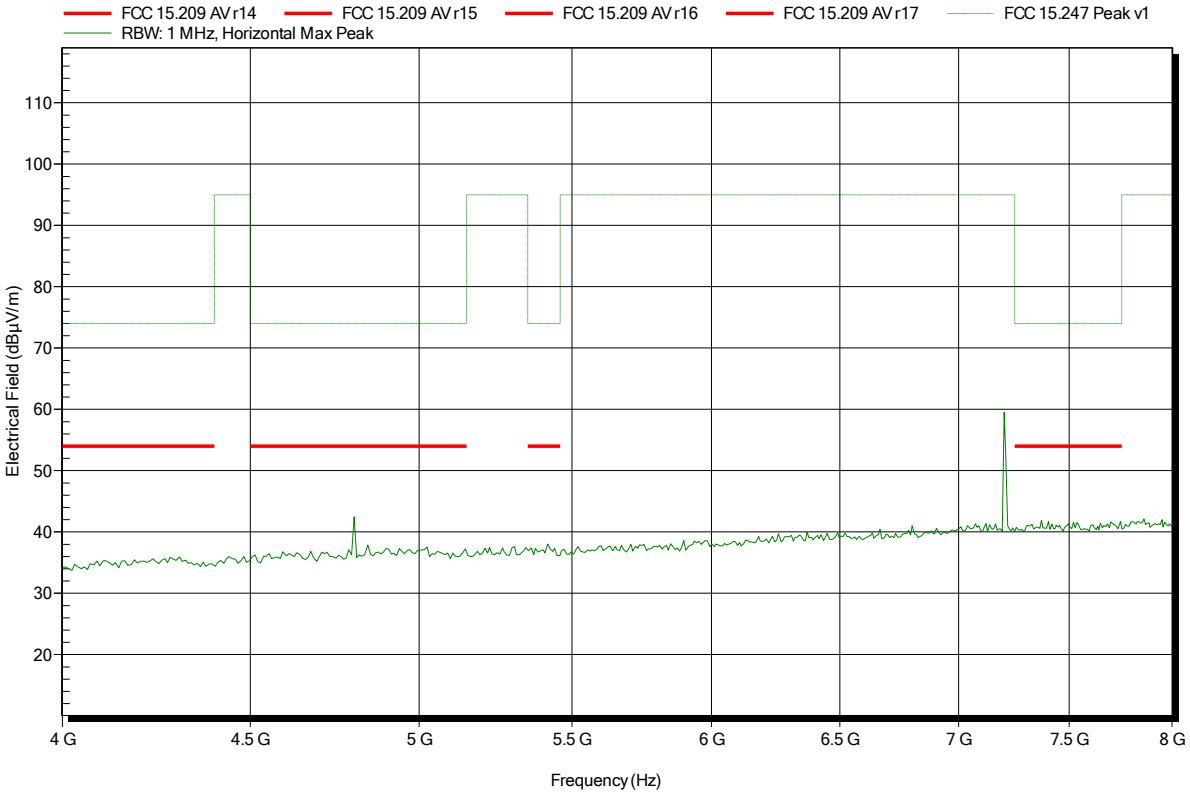

Spurious emissions according to FCC part 15 Subpart C § 15.247

Project number: G0M-1503-4620

Applicant:	BARTEC PIXAVI AS
EUT Name:	Wireless camera (Standard version)
Model:	OrbitX ST
Test Site:	Eurofins Product Service GmbH
Operator:	Mr. Handrik
Test Conditions:	Tnom: 23°C, Vnom: 3.7 VDC lithium battery
Antenna:	Rohde & Schwarz HL 025, Vertical
Measurement distance:	1 m converted to 3m
Mode:	TX; Bluetooth DUT mode: 2441 MHz, 3-DH5
Test Date:	2015-04-28
Note:	EUT horizontal

Index 135

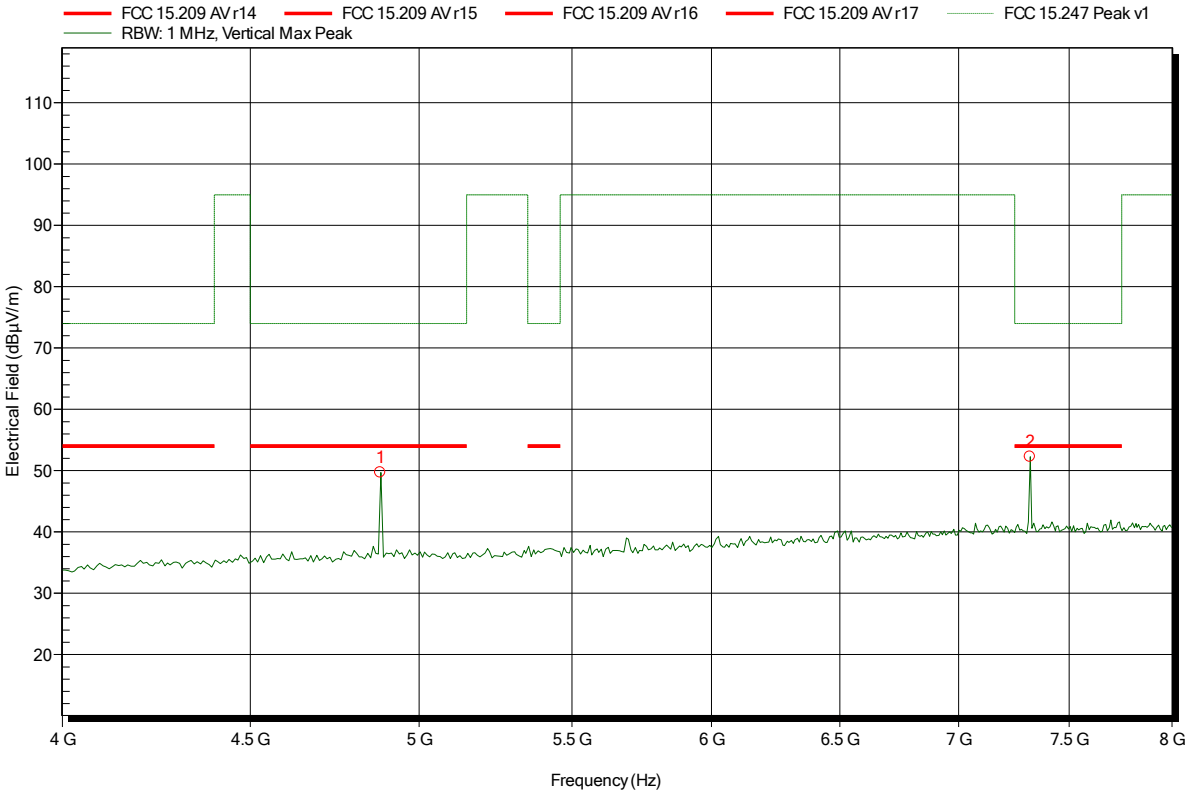

Frequency	Peak	Peak Limit	Peak Difference	Status
4.88 GHz	49.69 dBµV/m	74 dBµV/m	-24.31 dB	Pass
7.32 GHz	52.27 dBµV/m	74 dBµV/m	-21.73 dB	Pass

Spurious emissions according to FCC part 15 Subpart C § 15.247

Project number: G0M-1503-4620

Applicant:	BARTEC PIXAVI AS
EUT Name:	Wireless camera (Standard version)
Model:	OrbitX ST
Test Site:	Eurofins Product Service GmbH
Operator:	Mr. Handrik
Test Conditions:	Tnom: 23°C, Vnom: 3.7 VDC lithium battery
Antenna:	Rohde & Schwarz HL 025, Horizontal
Measurement distance:	1 m converted to 3m
Mode:	TX; Bluetooth DUT mode: 2441 MHz, 3-DH5
Test Date:	2015-04-28
Note:	EUT horizontal

Index 128

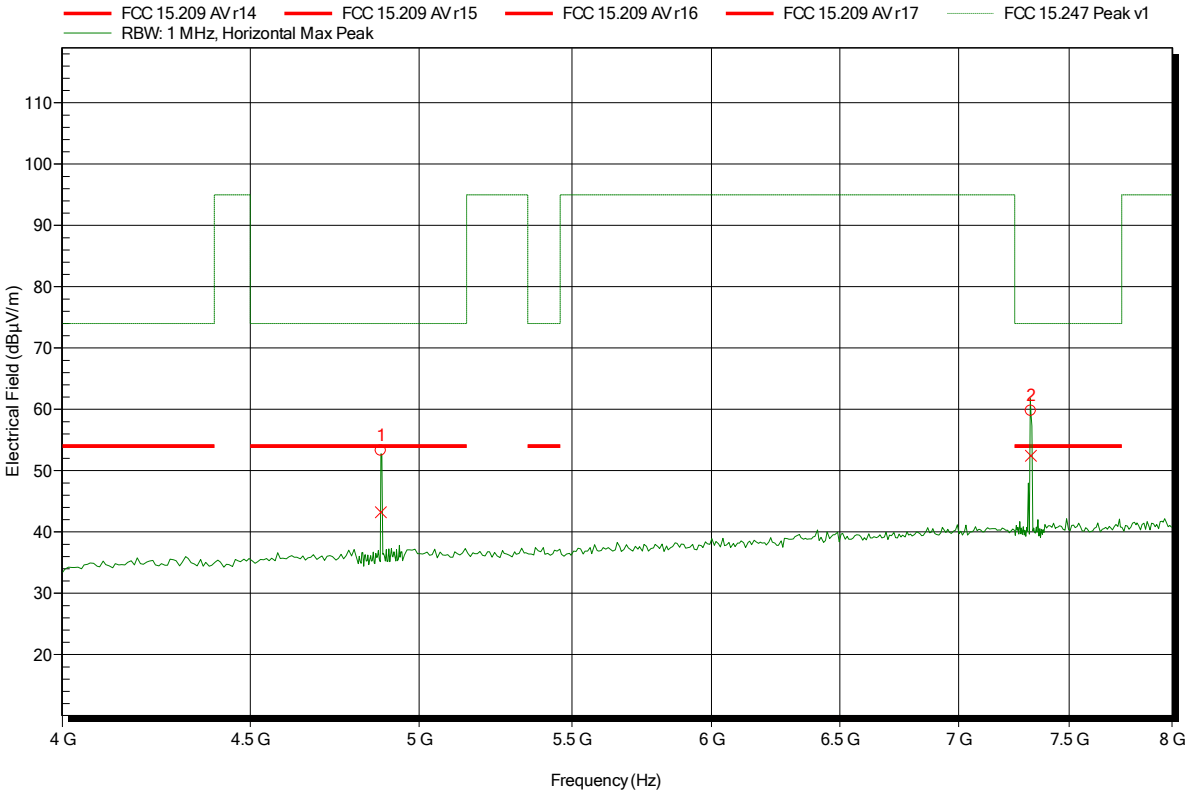

Frequency	Peak	Peak Limit	Peak Difference	Status
4.882 GHz	53.26 dBµV/m	74 dBµV/m	-20.74 dB	Pass
7.323 GHz	59.74 dBµV/m	74 dBµV/m	-14.26 dB	Pass

Frequency	Average	Average Limit	Average Difference	Average Status
4.882 GHz	43.22 dBµV/m	54 dBµV/m	-10.78 dB	Pass
7.323 GHz	52.42 dBµV/m	54 dBµV/m	-1.58 dB	Pass

Spurious emissions according to FCC part 15 Subpart C § 15.247

Project number: G0M-1503-4620

Applicant:	BARTEC PIXAVI AS
EUT Name:	Wireless camera (Standard version)
Model:	OrbitX ST
Test Site:	Eurofins Product Service GmbH
Operator:	Mr. Handrik
Test Conditions:	Tnom: 23°C, Vnom: 3.7 VDC lithium battery
Antenna:	Rohde & Schwarz HL 025, Vertical
Measurement distance:	1 m converted to 3m
Mode:	TX; Bluetooth DUT mode: 2480 MHz, 3-DH5
Test Date:	2015-04-28
Note:	EUT horizontal

Index 134

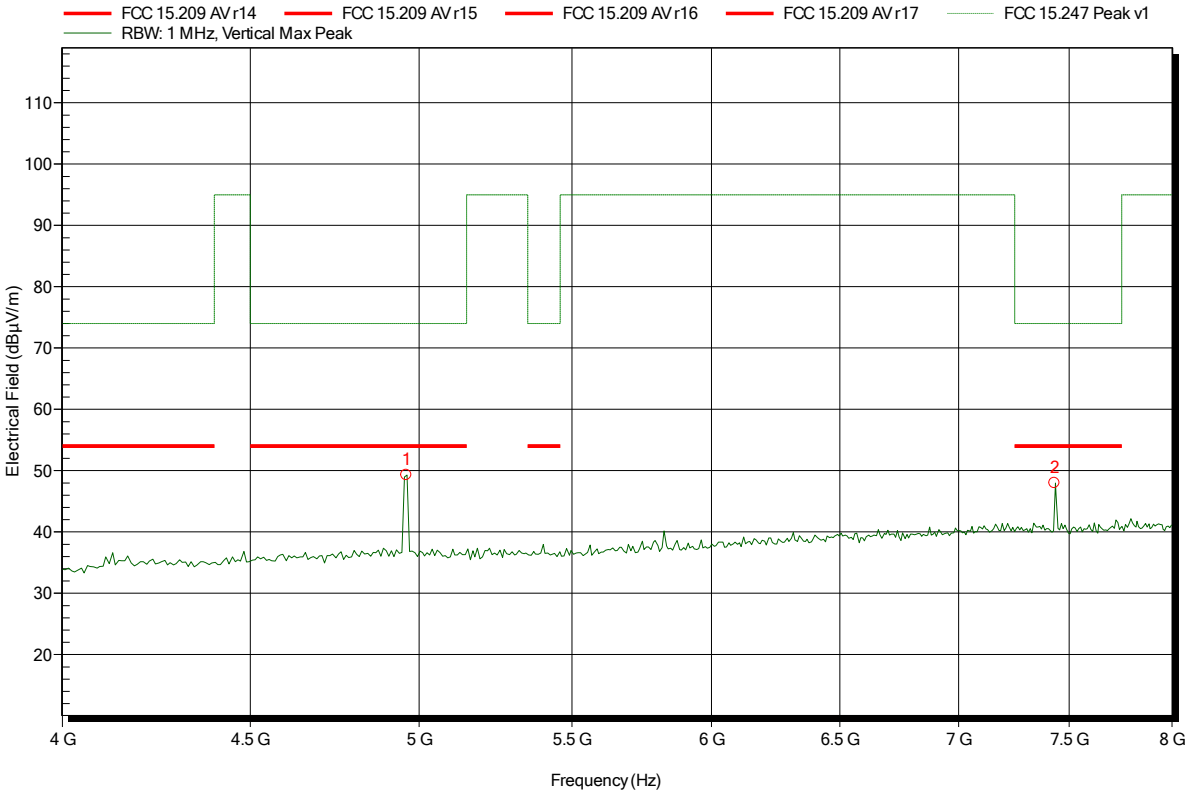

Frequency	Peak	Peak Limit	Peak Difference	Status
4.96 GHz	49.31 dBµV/m	74 dBµV/m	-24.69 dB	Pass
7.432 GHz	47.98 dBµV/m	74 dBµV/m	-26.02 dB	Pass

Spurious emissions according to FCC part 15 Subpart C § 15.247

Project number: G0M-1503-4620

Applicant:	BARTEC PIXAVI AS
EUT Name:	Wireless camera (Standard version)
Model:	OrbitX ST
Test Site:	Eurofins Product Service GmbH
Operator:	Mr. Handrik
Test Conditions:	Tnom: 23°C, Vnom: 3.7 VDC lithium battery
Antenna:	Rohde & Schwarz HL 025, Horizontal
Measurement distance:	1 m converted to 3m
Mode:	TX; Bluetooth DUT mode: 2480 MHz, 3-DH5
Test Date:	2015-04-28
Note:	EUT horizontal

Index 129

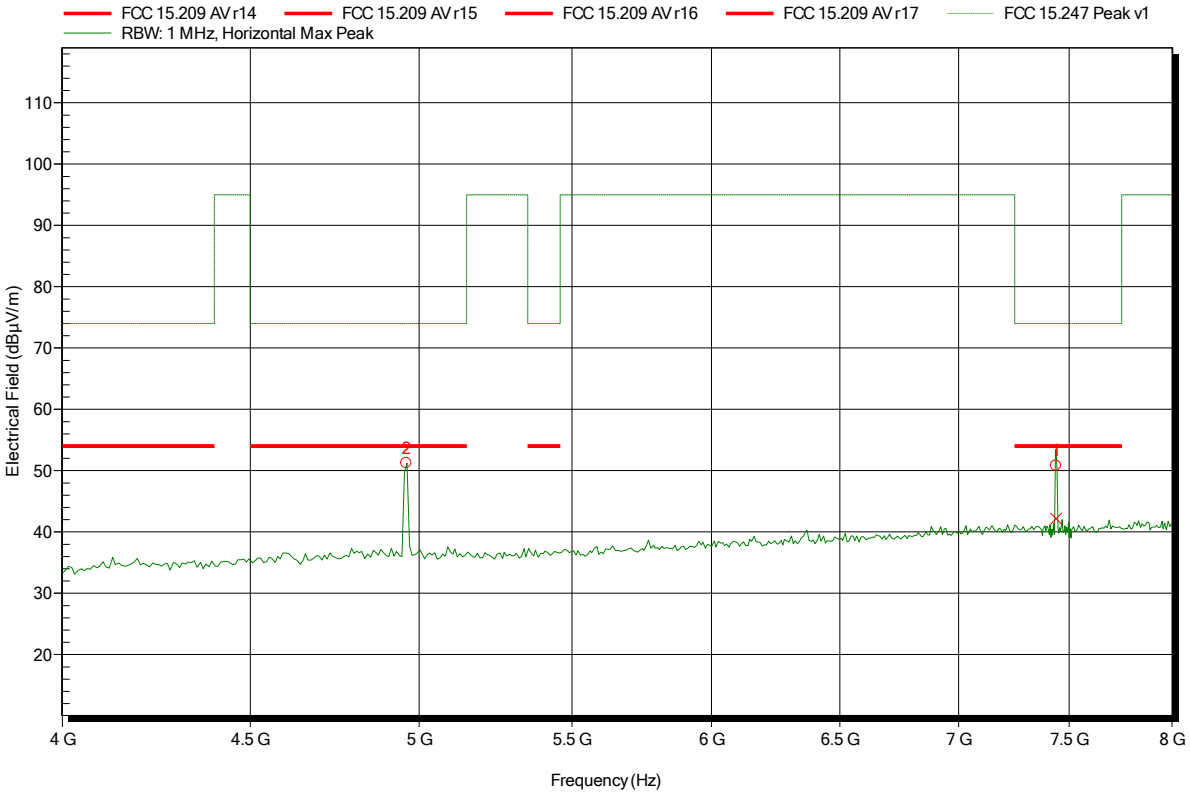

Frequency	Peak	Peak Limit	Peak Difference	Status
4.96 GHz	51.21 dBµV/m	74 dBµV/m	-22.79 dB	Pass
7.439 GHz	50.79 dBµV/m	74 dBµV/m	-23.21 dB	Pass

Frequency	Average	Average Limit	Average Difference	Average Status
7.439 GHz	42.17 dBµV/m	54 dBµV/m	-11.83 dB	Pass

Spurious emissions according to FCC part 15 Subpart C § 15.247

Project number: G0M-1503-4620

Applicant:	BARTEC PIXAVI AS
EUT Name:	Wireless camera (Standard version)
Model:	OrbitX ST
Test Site:	Eurofins Product Service GmbH
Operator:	Mr. Handrik
Test Conditions:	Tnom: 23°C, Vnom: 3.7 VDC lithium battery
Antenna:	Rohde & Schwarz HL 025, Vertical
Measurement distance:	1 m converted to 3m
Mode:	TX; Bluetooth DUT mode: 2402 MHz, 3-DH5
Test Date:	2015-04-28
Note:	EUT horizontal

Index 139

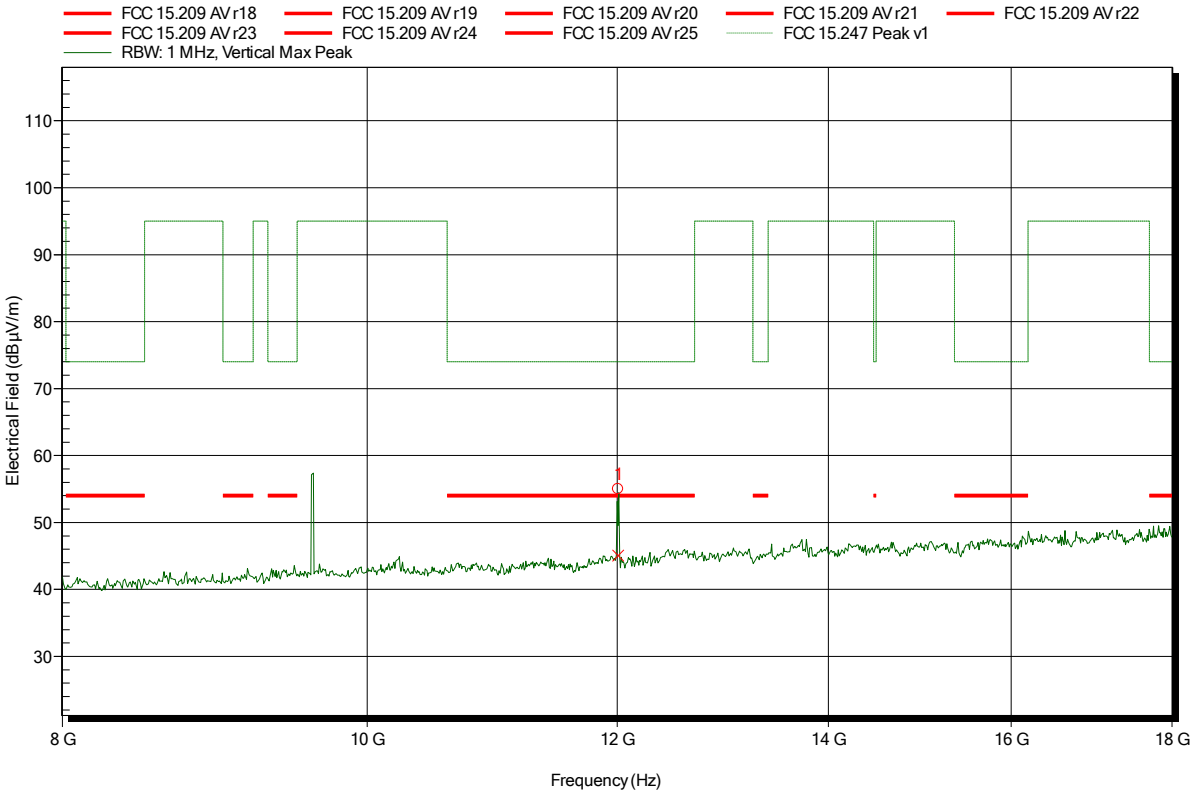

Frequency	Peak	Peak Limit	Peak Difference	Status
12.01 GHz	54.96 dBµV/m	74 dBµV/m	-19.04 dB	Pass

Frequency	Average	Average Limit	Average Difference	Average Status
12.01 GHz	45.07 dBµV/m	54 dBµV/m	-8.93 dB	Pass

Spurious emissions according to FCC part 15 Subpart C § 15.247

Project number: G0M-1503-4620

Applicant:	BARTEC PIXAVI AS
EUT Name:	Wireless camera (Standard version)
Model:	OrbitX ST
Test Site:	Eurofins Product Service GmbH
Operator:	Mr. Handrik
Test Conditions:	Tnom: 23°C, Vnom: 3.7 VDC lithium battery
Antenna:	Rohde & Schwarz HL 025, Horizontal
Measurement distance:	1 m converted to 3m
Mode:	TX; Bluetooth DUT mode: 2402 MHz, 3-DH5
Test Date:	2015-04-28
Note:	EUT horizontal

Index 124

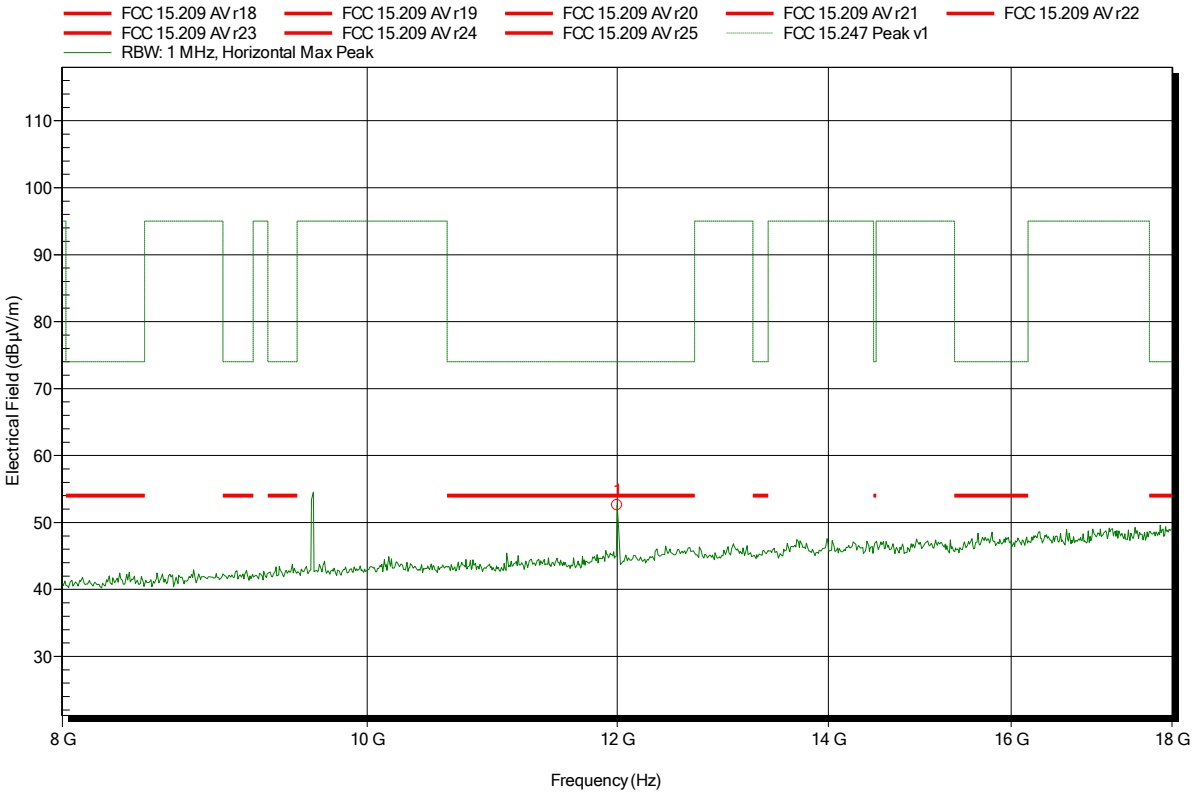

Frequency	Peak	Peak Limit	Peak Difference	Status
12 GHz	52.56 dBµV/m	74 dBµV/m	-21.44 dB	Pass

Spurious emissions according to FCC part 15 Subpart C § 15.247

Project number: G0M-1503-4620

Applicant:	BARTEC PIXAVI AS
EUT Name:	Wireless camera (Standard version)
Model:	OrbitX ST
Test Site:	Eurofins Product Service GmbH
Operator:	Mr. Handrik
Test Conditions:	Tnom: 23°C, Vnom: 3.7 VDC lithium battery
Antenna:	Rohde & Schwarz HL 025, Vertical
Measurement distance:	1 m converted to 3m
Mode:	TX; Bluetooth DUT mode: 2441 MHz, 3-DH5
Test Date:	2015-04-28
Note:	EUT horizontal

Index 136

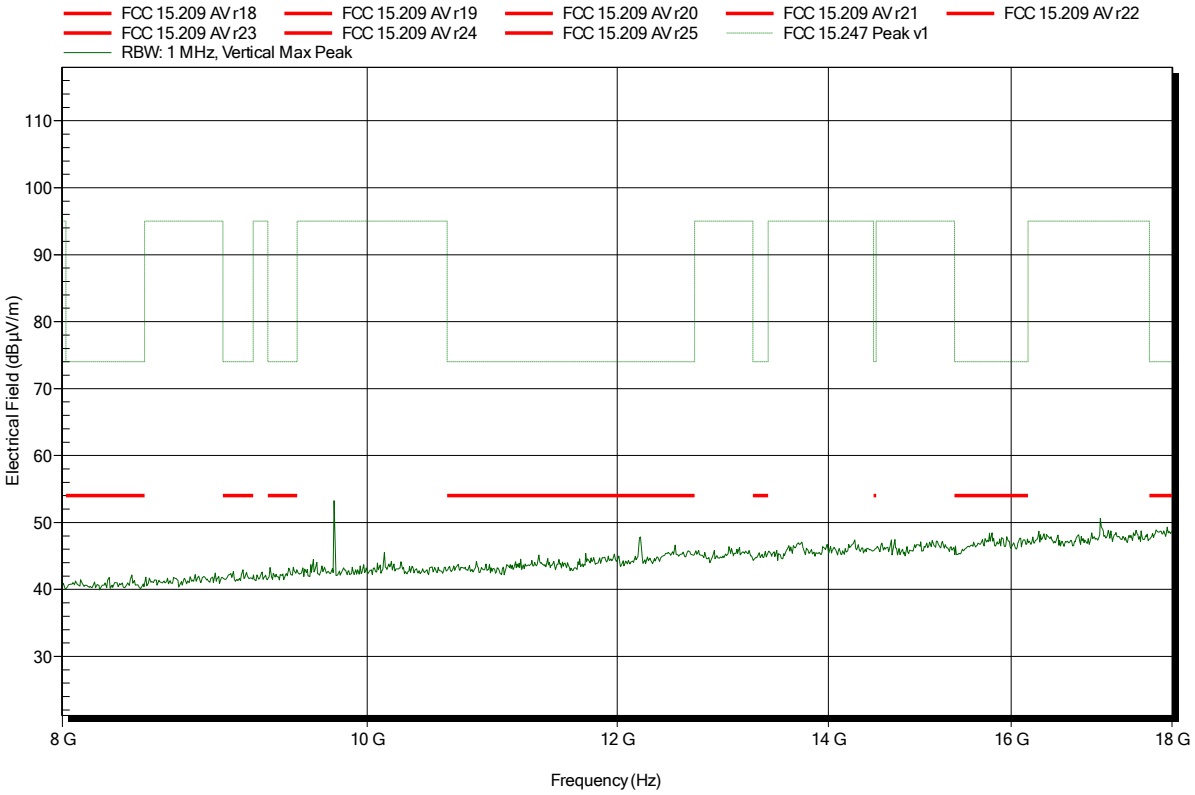

Spurious emissions according to FCC part 15 Subpart C § 15.247

Project number: G0M-1503-4620

Applicant:	BARTEC PIXAVI AS
EUT Name:	Wireless camera (Standard version)
Model:	OrbitX ST
Test Site:	Eurofins Product Service GmbH
Operator:	Mr. Handrik
Test Conditions:	Tnom: 23°C, Vnom: 3.7 VDC lithium battery
Antenna:	Rohde & Schwarz HL 025, Horizontal
Measurement distance:	1 m converted to 3m
Mode:	TX; Bluetooth DUT mode: 2441 MHz, 3-DH5
Test Date:	2015-04-28
Note:	EUT horizontal

Index 127

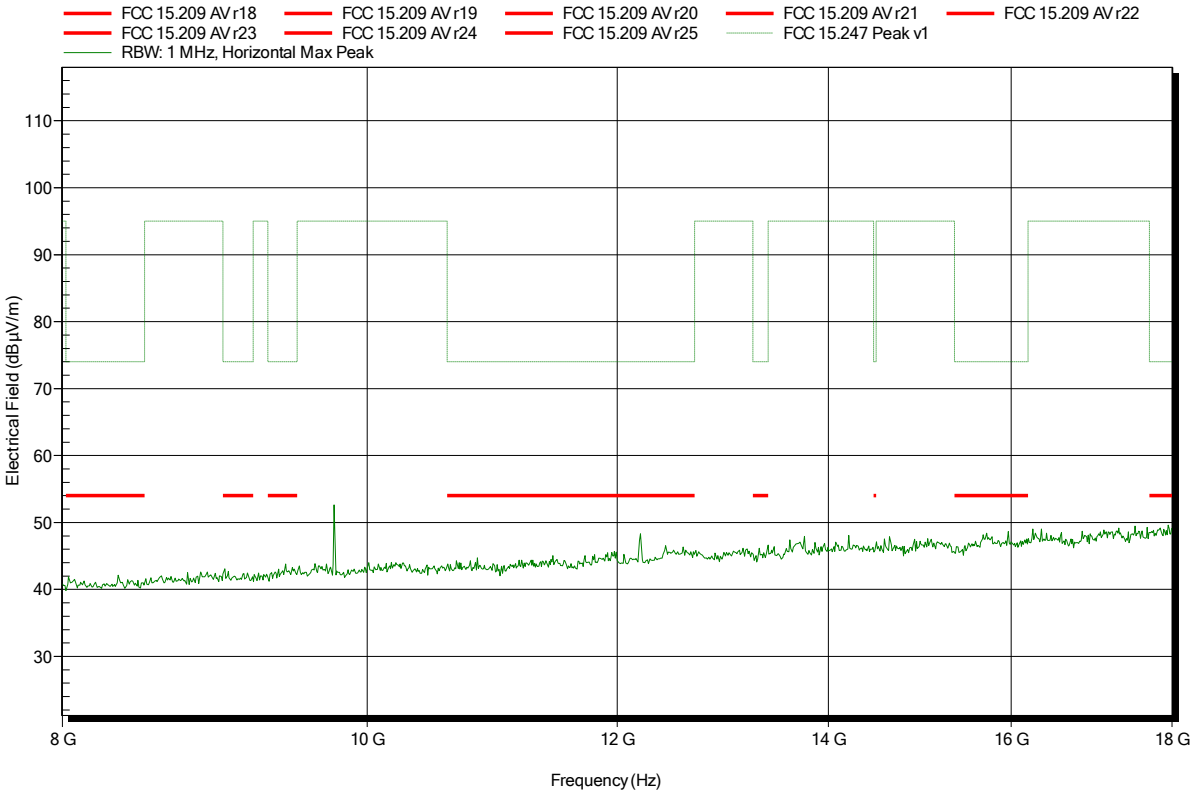

Spurious emissions according to FCC part 15 Subpart C § 15.247

Project number: G0M-1503-4620

Applicant:	BARTEC PIXAVI AS
EUT Name:	Wireless camera (Standard version)
Model:	OrbitX ST
Test Site:	Eurofins Product Service GmbH
Operator:	Mr. Handrik
Test Conditions:	Tnom: 23°C, Vnom: 3.7 VDC lithium battery
Antenna:	Rohde & Schwarz HL 025, Vertical
Measurement distance:	1 m converted to 3m
Mode:	TX; Bluetooth DUT mode: 2480 MHz, 3-DH5
Test Date:	2015-04-28
Note:	EUT horizontal

Index 133

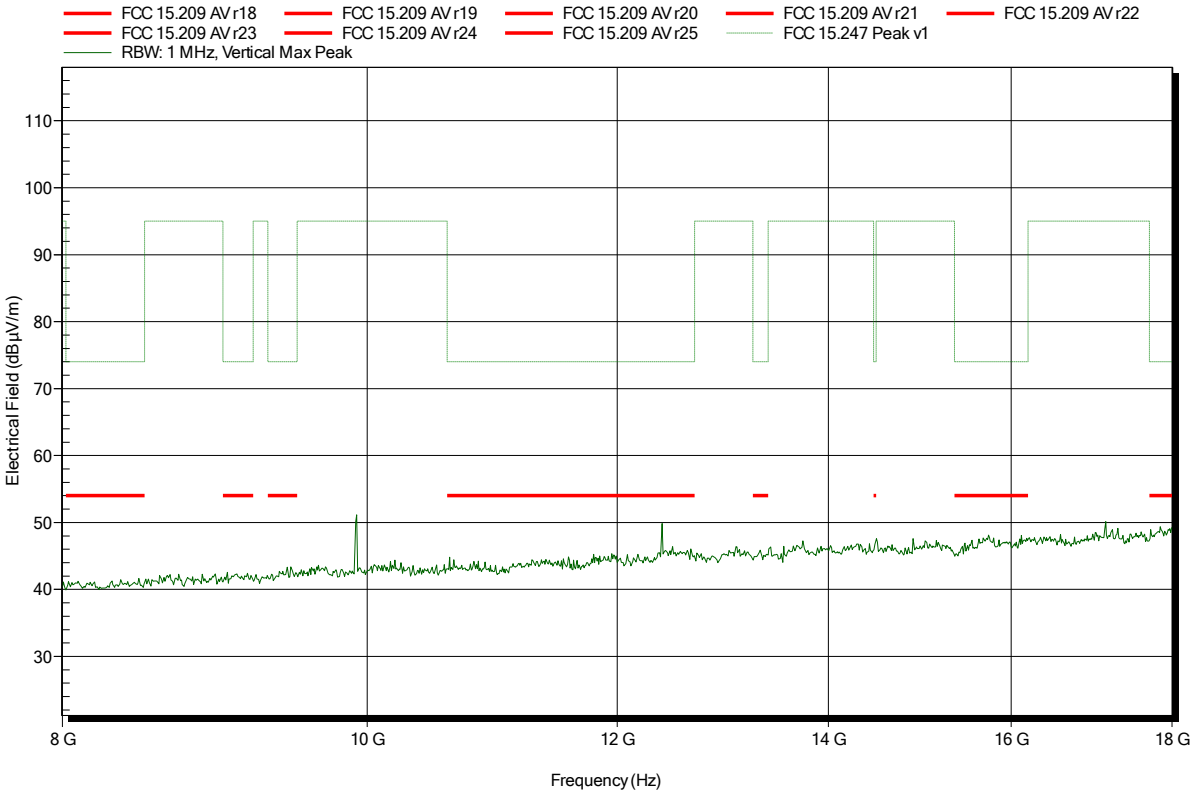

Spurious emissions according to FCC part 15 Subpart C § 15.247

Project number: G0M-1503-4620

Applicant:	BARTEC PIXAVI AS
EUT Name:	Wireless camera (Standard version)
Model:	OrbitX ST
Test Site:	Eurofins Product Service GmbH
Operator:	Mr. Handrik
Test Conditions:	Tnom: 23°C, Vnom: 3.7 VDC lithium battery
Antenna:	Rohde & Schwarz HL 025, Horizontal
Measurement distance:	1 m converted to 3m
Mode:	TX; Bluetooth DUT mode: 2480 MHz, 3-DH5
Test Date:	2015-04-28
Note:	EUT horizontal

Index 130

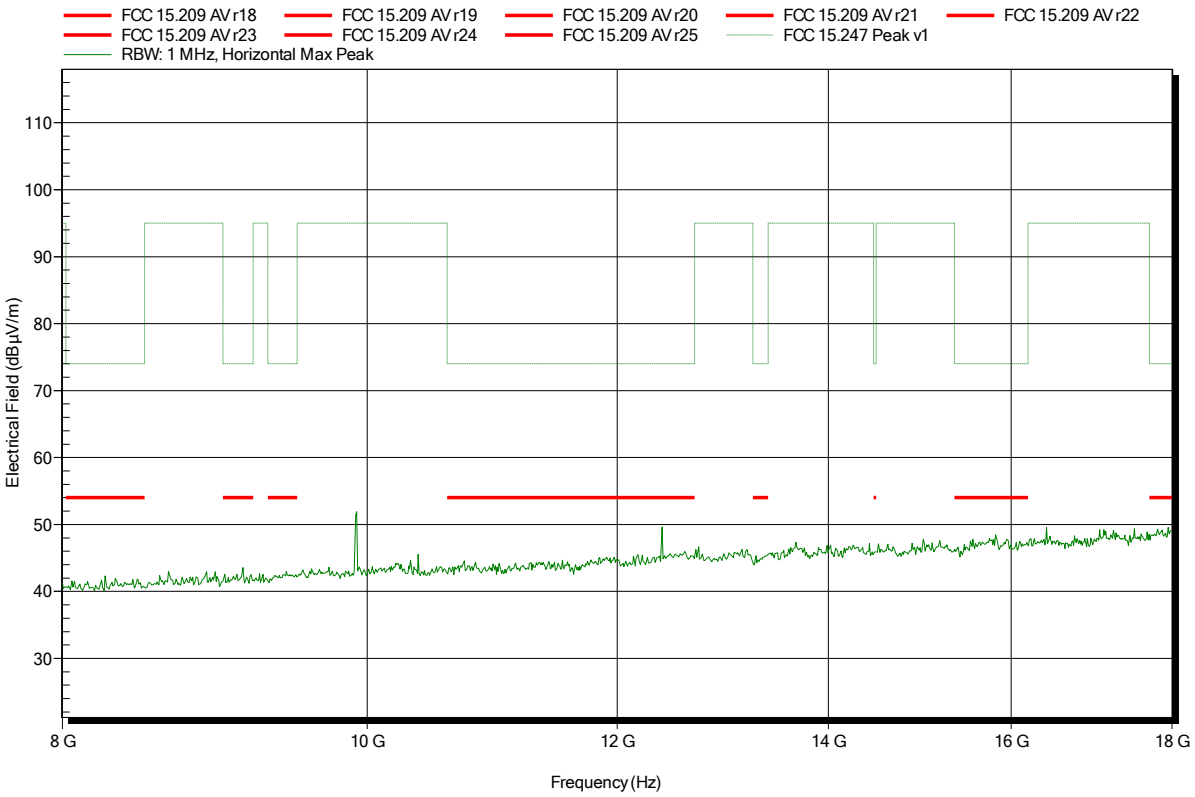

Spurious emissions according to FCC part 15 Subpart C § 15.247

Project number: G0M-1503-4620

Applicant:	BARTEC PIXAVI AS
EUT Name:	Wireless camera (Standard version)
Model:	OrbitX ST
Test Site:	Eurofins Product Service GmbH
Operator:	Mr. Handrik
Test Conditions:	Tnom: 23°C, Vnom: 3.7 VDC lithium battery
Antenna:	Rohde & Schwarz HL 025, Vertical
Measurement distance:	1 m converted to 3m
Mode:	TX; Bluetooth DUT mode: 2402 MHz, 3-DH5
Test Date:	2015-04-28
Note:	EUT horizontal

Index 138

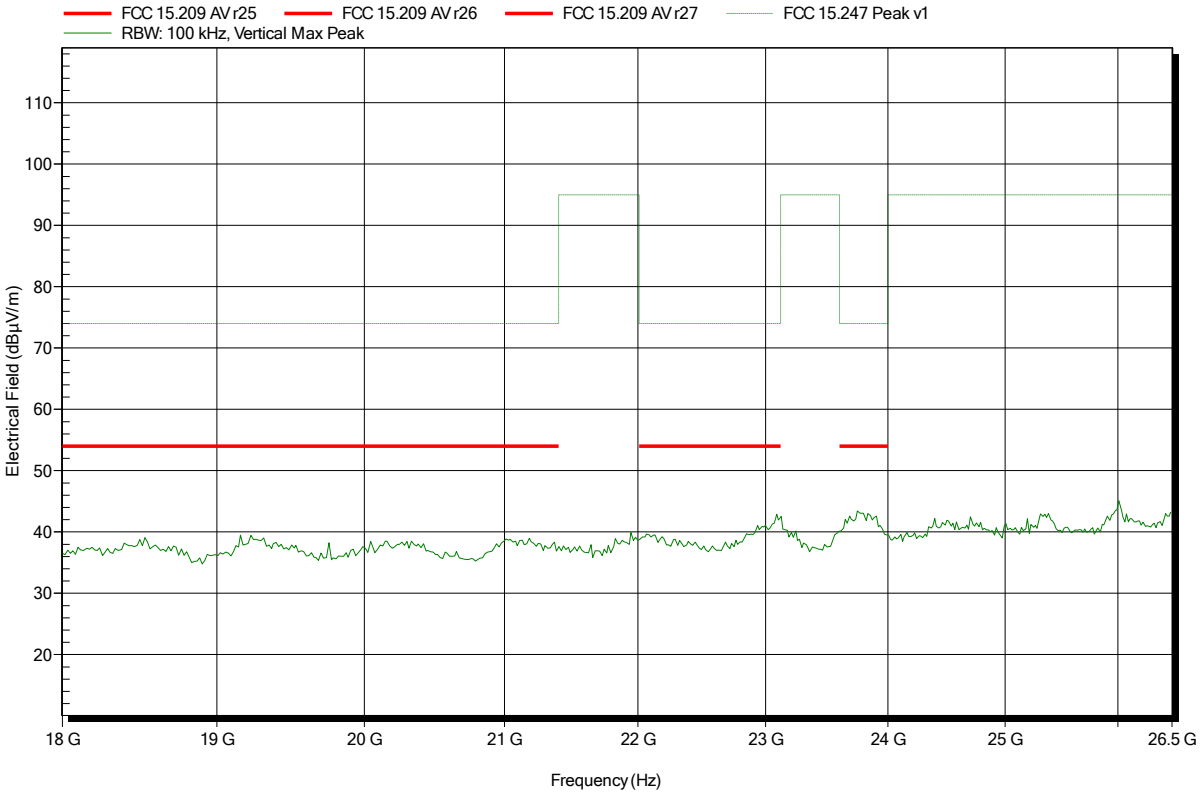

Spurious emissions according to FCC part 15 Subpart C § 15.247

Project number: G0M-1503-4620

Applicant:	BARTEC PIXAVI AS
EUT Name:	Wireless camera (Standard version)
Model:	OrbitX ST
Test Site:	Eurofins Product Service GmbH
Operator:	Mr. Handrik
Test Conditions:	Tnom: 23°C, Vnom: 3.7 VDC lithium battery
Antenna:	Rohde & Schwarz HL 025, Horizontal
Measurement distance:	1 m converted to 3m
Mode:	TX; Bluetooth DUT mode: 2402 MHz, 3-DH5
Test Date:	2015-04-28
Note:	EUT horizontal

Index 125

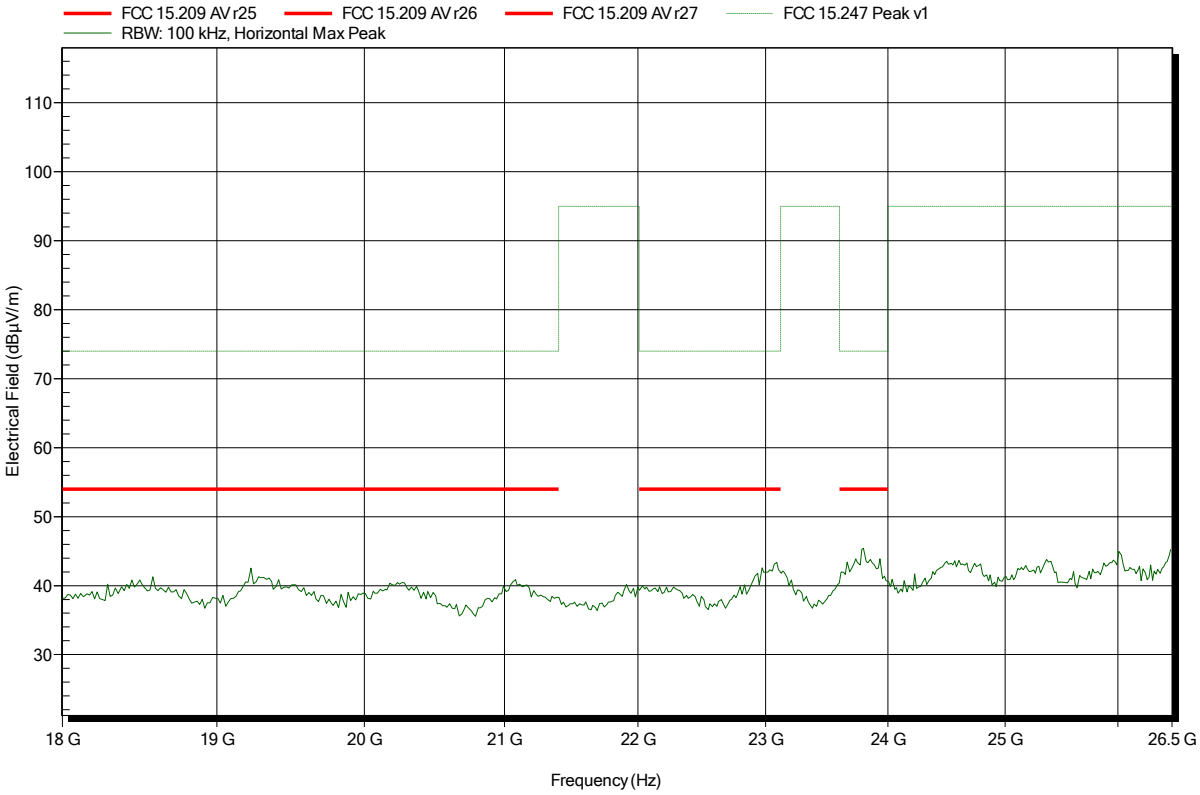

Spurious emissions according to FCC part 15 Subpart C § 15.247

Project number: G0M-1503-4620

Applicant:	BARTEC PIXAVI AS
EUT Name:	Wireless camera (Standard version)
Model:	OrbitX ST
Test Site:	Eurofins Product Service GmbH
Operator:	Mr. Handrik
Test Conditions:	Tnom: 23°C, Vnom: 3.7 VDC lithium battery
Antenna:	Rohde & Schwarz HL 025, Vertical
Measurement distance:	1 m converted to 3m
Mode:	TX; Bluetooth DUT mode: 2441 MHz, 3-DH5
Test Date:	2015-04-28
Note:	EUT horizontal

Index 137

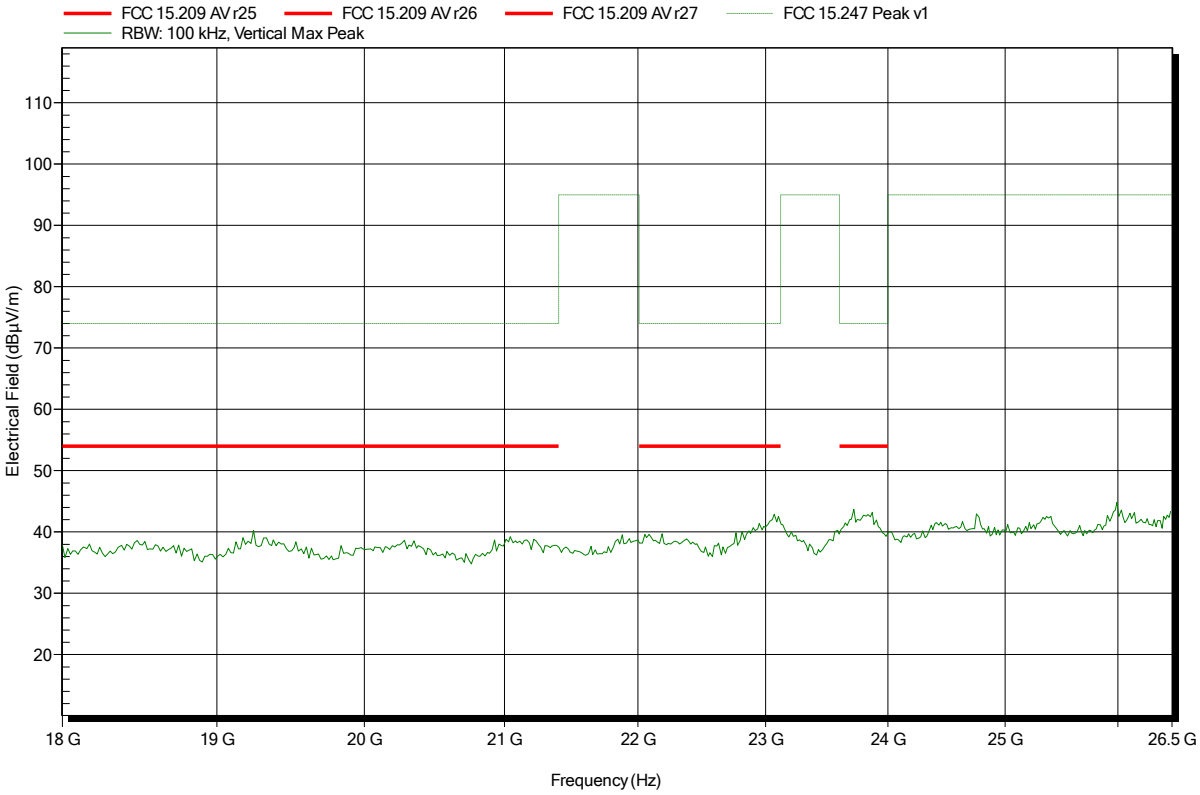

Spurious emissions according to FCC part 15 Subpart C § 15.247

Project number: G0M-1503-4620

Applicant:	BARTEC PIXAVI AS
EUT Name:	Wireless camera (Standard version)
Model:	OrbitX ST
Test Site:	Eurofins Product Service GmbH
Operator:	Mr. Handrik
Test Conditions:	Tnom: 23°C, Vnom: 3.7 VDC lithium battery
Antenna:	Rohde & Schwarz HL 025, Horizontal
Measurement distance:	1 m converted to 3m
Mode:	TX; Bluetooth DUT mode: 2441 MHz, 3-DH5
Test Date:	2015-04-28
Note:	EUT horizontal

Index 126

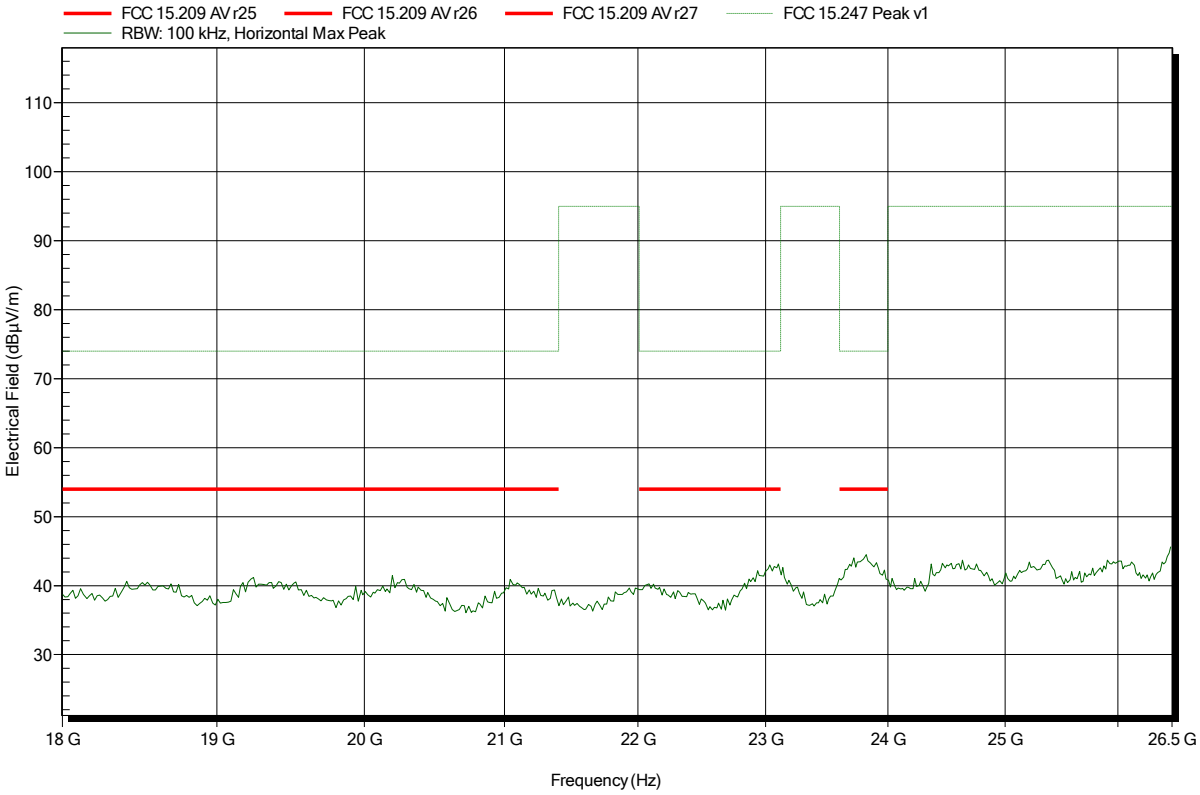

Spurious emissions according to FCC part 15 Subpart C § 15.247

Project number: G0M-1503-4620

Applicant:	BARTEC PIXAVI AS
EUT Name:	Wireless camera (Standard version)
Model:	OrbitX ST
Test Site:	Eurofins Product Service GmbH
Operator:	Mr. Handrik
Test Conditions:	Tnom: 23°C, Vnom: 3.7 VDC lithium battery
Antenna:	Rohde & Schwarz HL 025, Vertical
Measurement distance:	1 m converted to 3m
Mode:	TX; Bluetooth DUT mode: 2480 MHz, 3-DH5
Test Date:	2015-04-28
Note:	EUT horizontal

Index 132

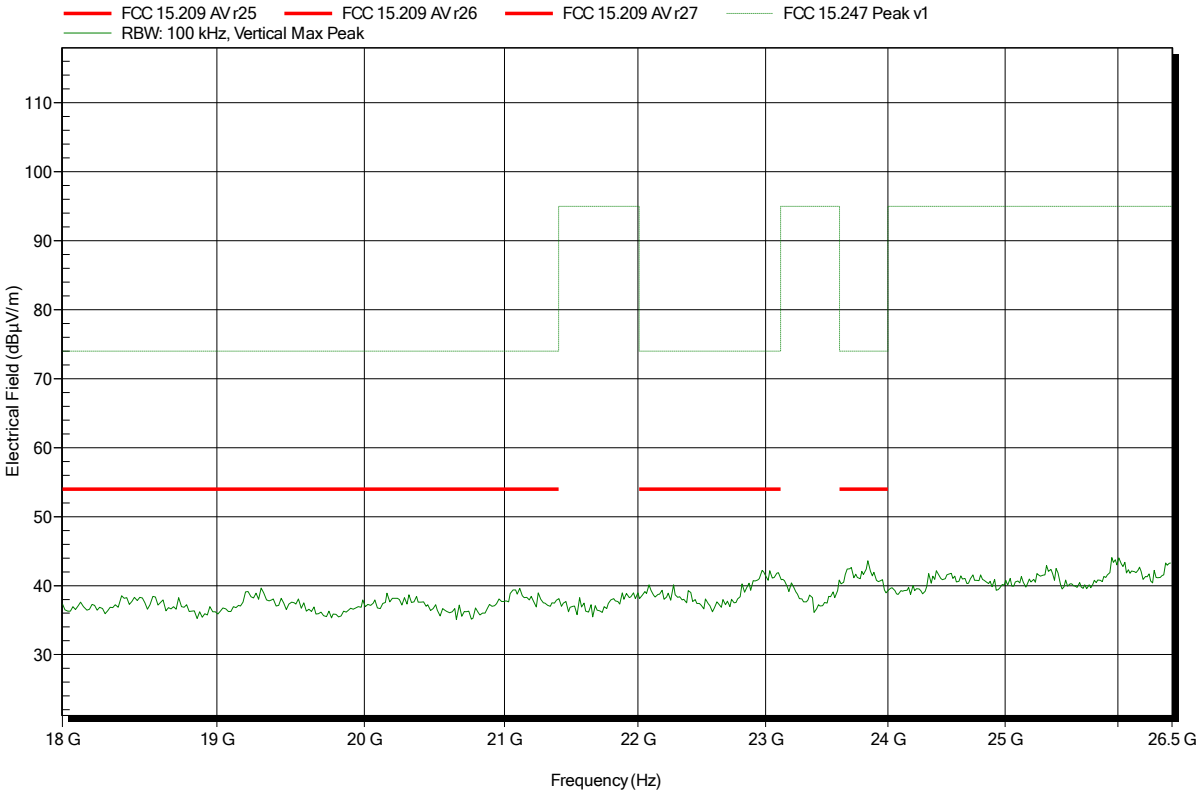

Spurious emissions according to FCC part 15 Subpart C § 15.247

Project number: G0M-1503-4620

Applicant:	BARTEC PIXAVI AS
EUT Name:	Wireless camera (Standard version)
Model:	OrbitX ST
Test Site:	Eurofins Product Service GmbH
Operator:	Mr. Handrik
Test Conditions:	Tnom: 23°C, Vnom: 3.7 VDC lithium battery
Antenna:	Rohde & Schwarz HL 025, Horizontal
Measurement distance:	1 m converted to 3m
Mode:	TX; Bluetooth DUT mode: 2480 MHz, 3-DH5
Test Date:	2015-04-28
Note:	EUT horizontal

Index 131

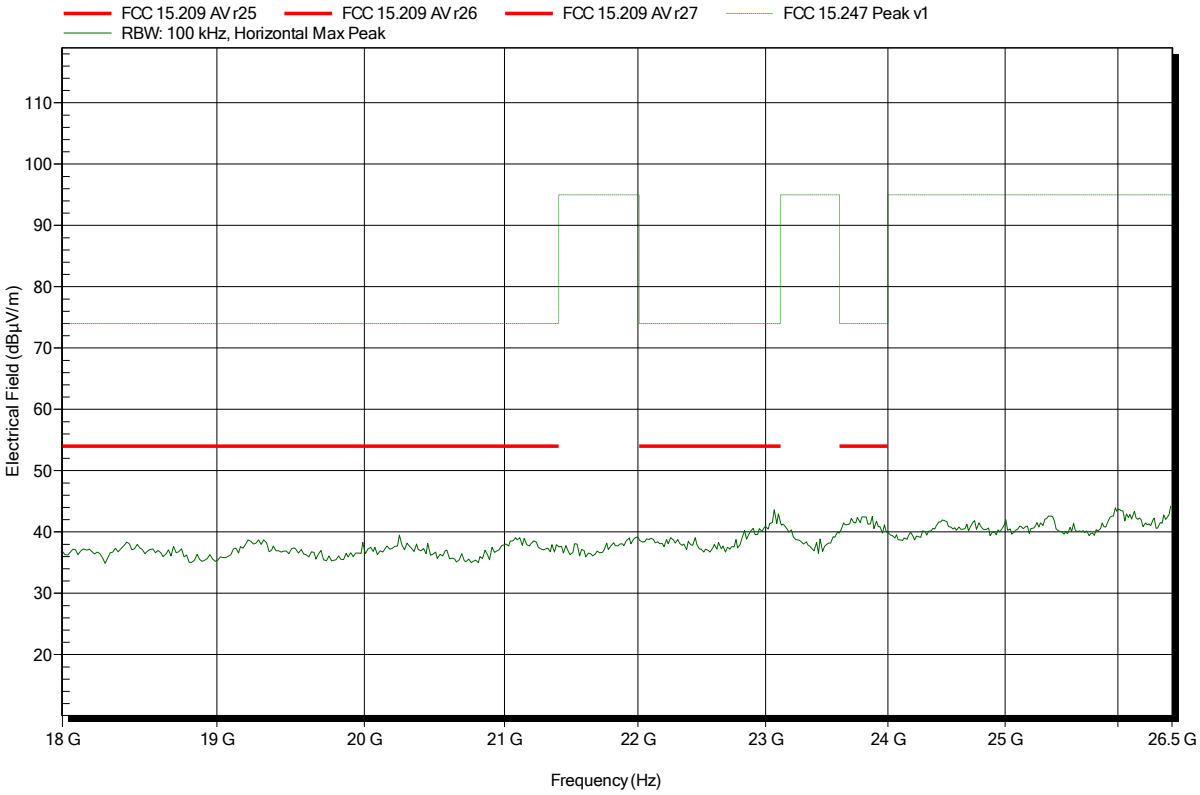

ANNEX B Receiver radiated spurious emissions

Spurious emissions according to RSS-GEN

Project number: G0M-1503-4620

Applicant:	BARTEC PIXAVI AS
EUT Name:	Wireless camera (Standard version)
Model:	OrbitX ST
Test Site:	Eurofins Product Service GmbH
Operator:	Mr. Handrik
Test Conditions:	Tnom: 23°C, Vnom: 3.7 VDC lithium battery
Antenna:	Rohde & Schwarz HK 116, Vertical
Measurement distance:	3 m
Mode:	RX; Bluetooth RX scan mode
Test Date:	2015-04-28
Note:	EUT horizontal

Index 165

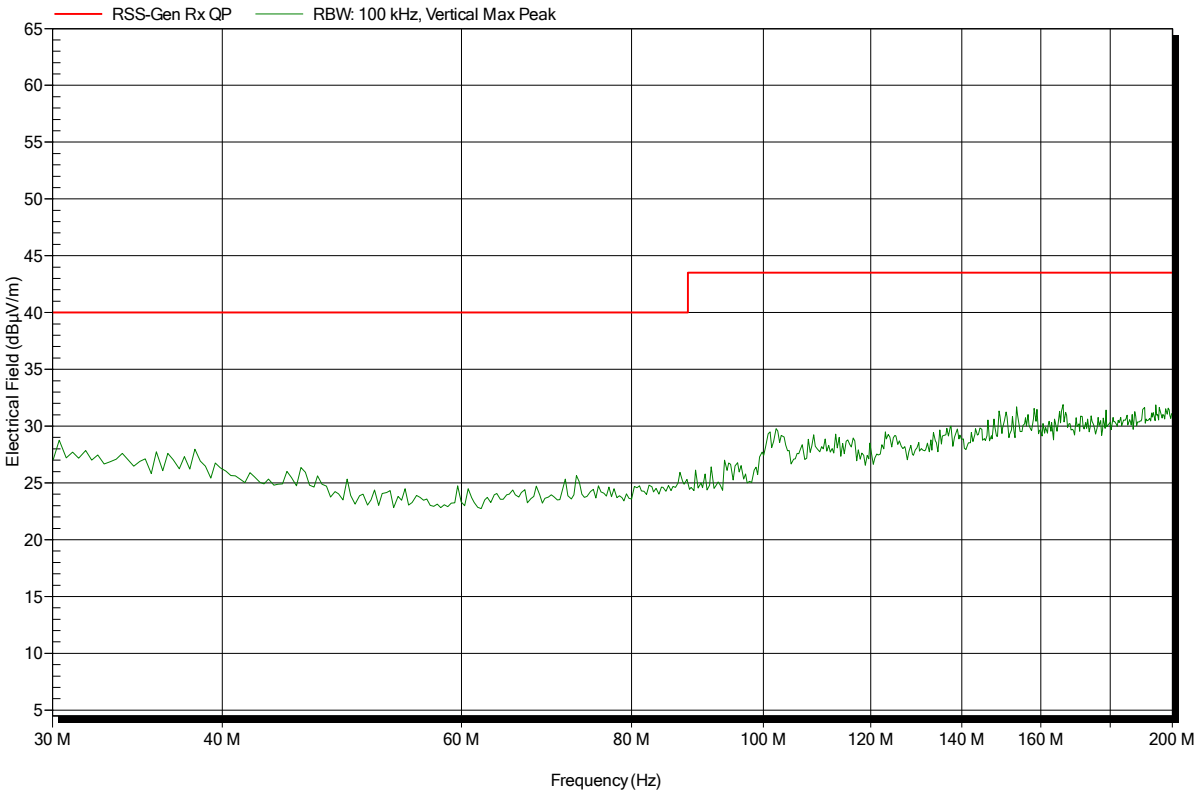

Spurious emissions according to RSS-GEN

Project number: G0M-1503-4620

Applicant:	BARTEC PIXAVI AS
EUT Name:	Wireless camera (Standard version)
Model:	OrbitX ST
Test Site:	Eurofins Product Service GmbH
Operator:	Mr. Handrik
Test Conditions:	Tnom: 23°C, Vnom: 3.7 VDC lithium battery
Antenna:	Rohde & Schwarz HK 116, Horizontal
Measurement distance:	3 m
Mode:	RX; Bluetooth RX scan mode
Test Date:	2015-04-28
Note:	EUT horizontal

Index 166

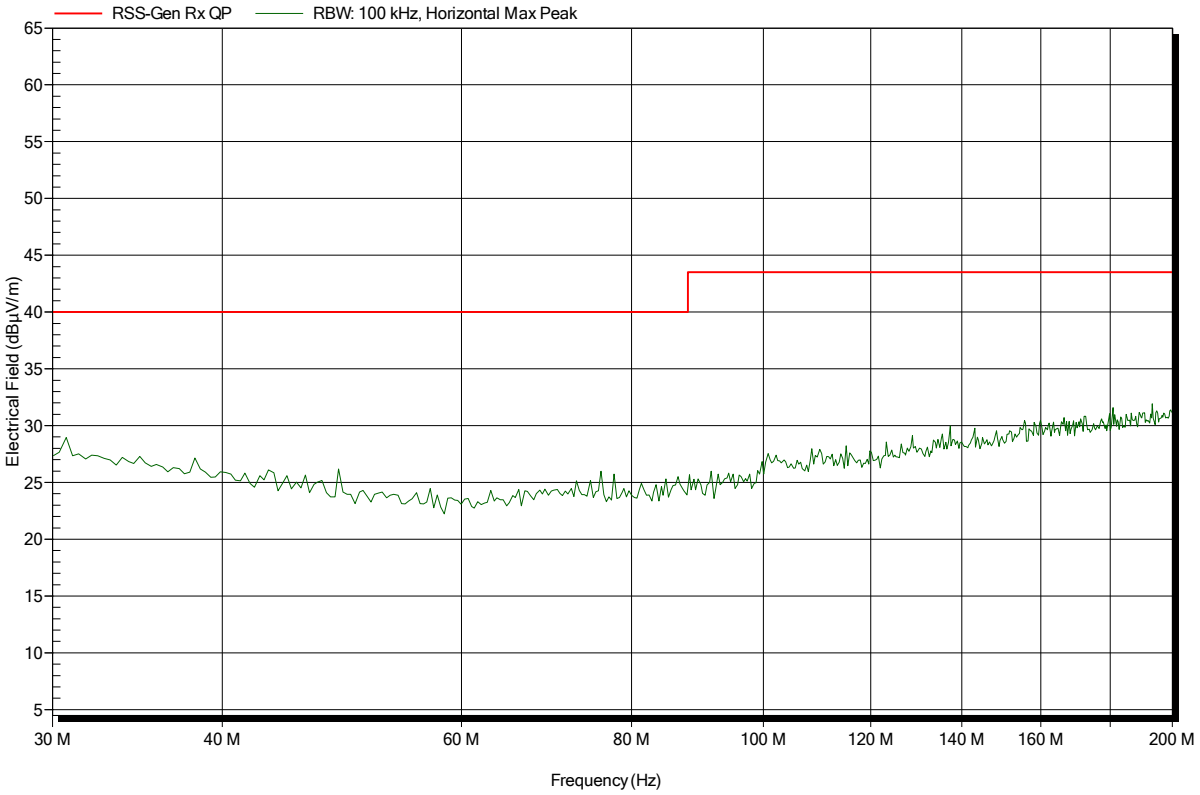

Spurious emissions according to RSS-GEN

Project number: G0M-1503-4620

Applicant:	BARTEC PIXAVI AS
EUT Name:	Wireless camera (Standard version)
Model:	OrbitX ST
Test Site:	Eurofins Product Service GmbH
Operator:	Mr. Handrik
Test Conditions:	Tnom: 23°C, Vnom: 3.7 VDC lithium battery
Antenna:	Rohde & Schwarz HL 223, Vertical
Measurement distance:	3 m
Mode:	RX; Bluetooth RX scan mode
Test Date:	2015-04-28
Note:	EUT horizontal

Index 167

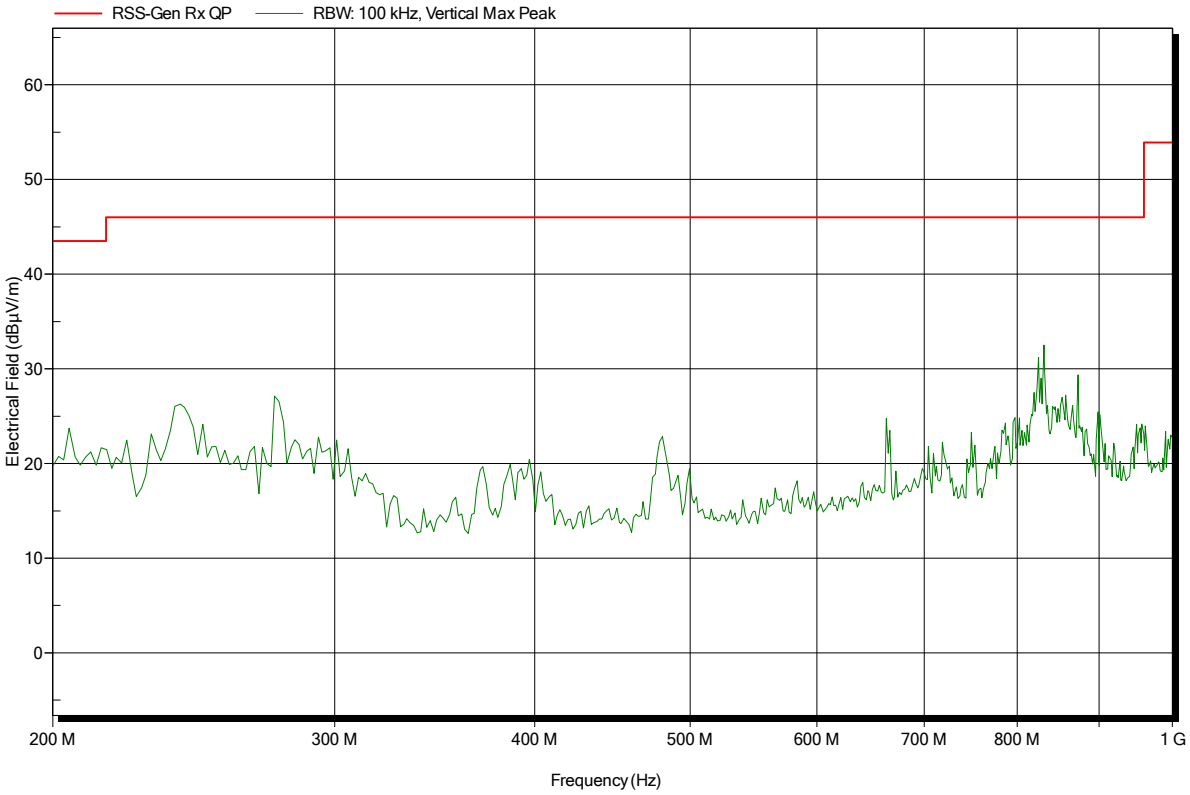

Spurious emissions according to RSS-GEN

Project number: G0M-1503-4620

Applicant:	BARTEC PIXAVI AS
EUT Name:	Wireless camera (Standard version)
Model:	OrbitX ST
Test Site:	Eurofins Product Service GmbH
Operator:	Mr. Handrik
Test Conditions:	Tnom: 23°C, Vnom: 3.7 VDC lithium battery
Antenna:	Rohde & Schwarz HL 223, Horizontal
Measurement distance:	3 m
Mode:	RX; Bluetooth RX scan mode
Test Date:	2015-04-28
Note:	EUT horizontal

Index 168

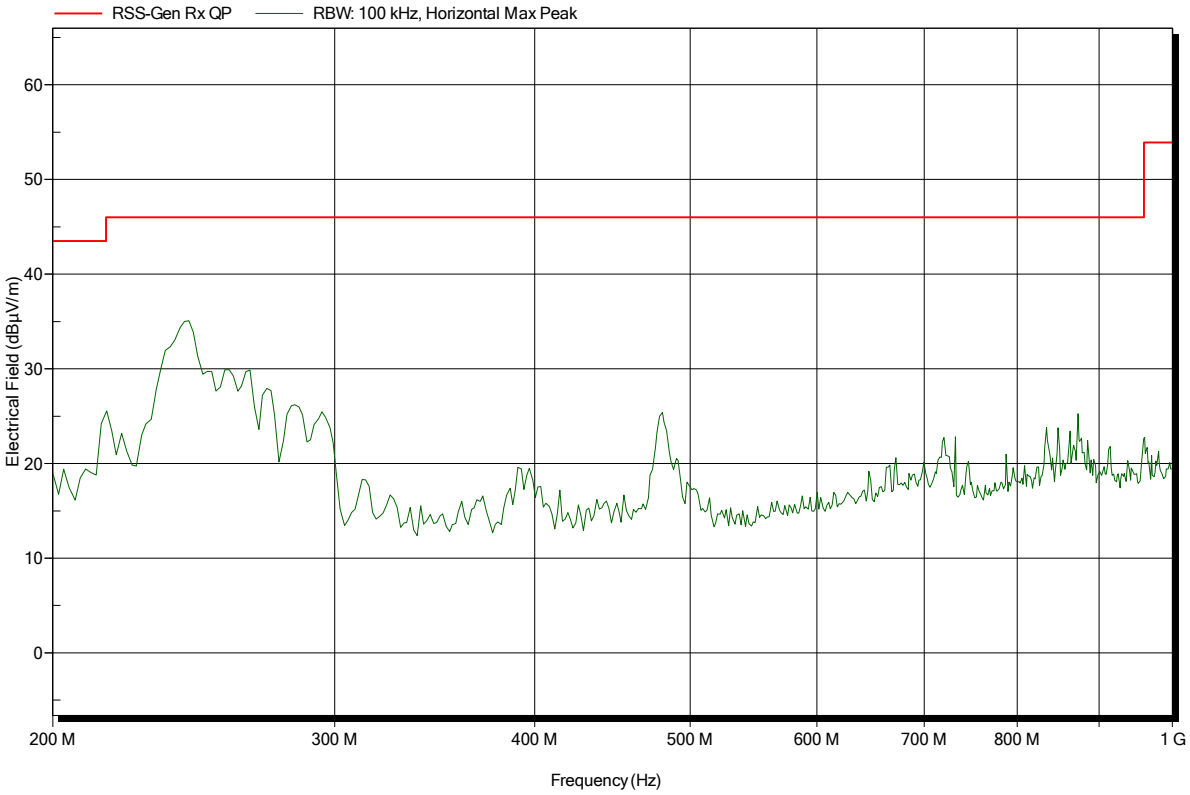

Spurious emissions according to RSS-GEN

Project number: G0M-1503-4620

Applicant:	BARTEC PIXAVI AS
EUT Name:	Wireless camera (Standard version)
Model:	OrbitX ST
Test Site:	Eurofins Product Service GmbH
Operator:	Mr. Handrik
Test Conditions:	Tnom: 23°C, Vnom: 3.7 VDC lithium battery
Antenna:	Rohde & Schwarz HL 025, Vertical
Measurement distance:	3 m
Mode:	RX; Bluetooth RX scan mode
Test Date:	2015-04-28
Note:	EUT horizontal

Index 169

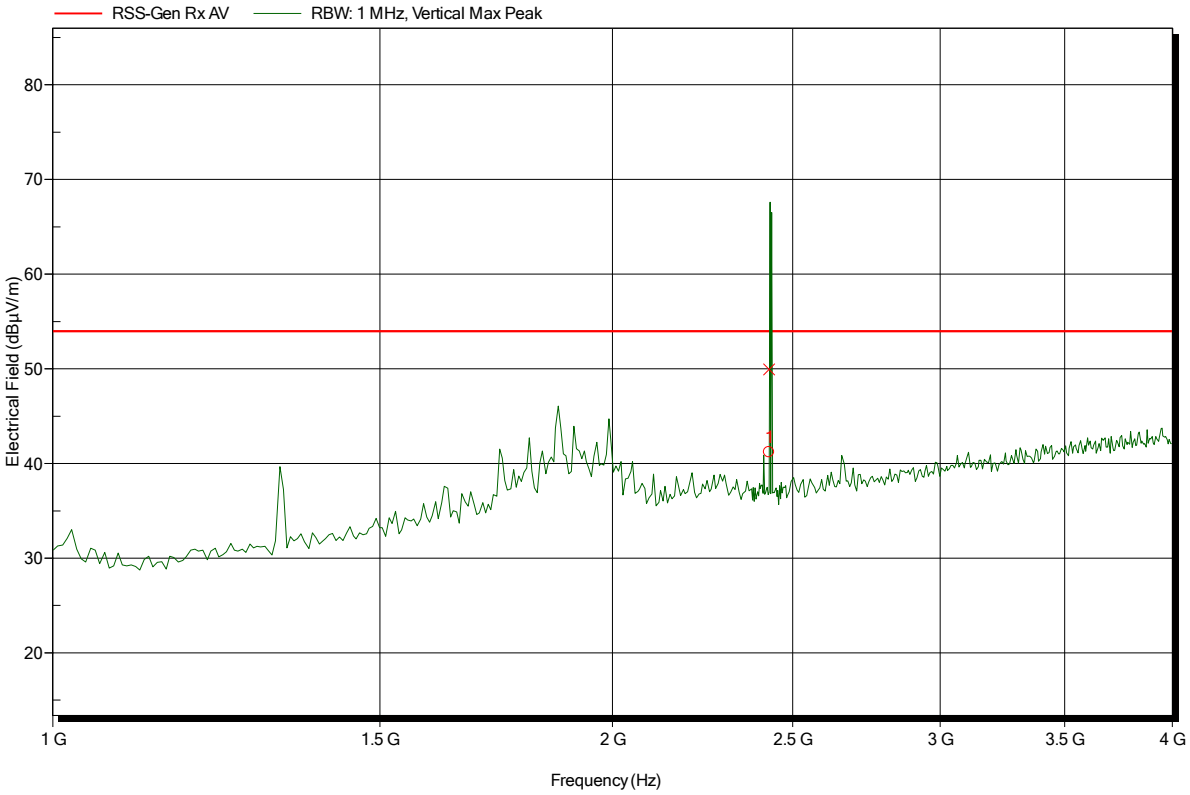

Frequency	Peak	Peak Limit	Peak Difference	Peak Status
2.428 GHz	41.17 dBµV/m	53.98 dBµV/m	-12.81 dB	Pass

Frequency	Average	Average Limit	Average Difference	Average Status
2.428 GHz	49.93 dBµV/m	53.98 dBµV/m	-4.05 dB	Pass

Spurious emissions according to RSS-GEN

Project number: G0M-1503-4620

Applicant:	BARTEC PIXAVI AS
EUT Name:	Wireless camera (Standard version)
Model:	OrbitX ST
Test Site:	Eurofins Product Service GmbH
Operator:	Mr. Handrik
Test Conditions:	Tnom: 23°C, Vnom: 3.7 VDC lithium battery
Antenna:	Rohde & Schwarz HL 025, Horizontal
Measurement distance:	3 m
Mode:	RX; Bluetooth RX scan mode
Test Date:	2015-04-28
Note:	EUT horizontal

Index 171

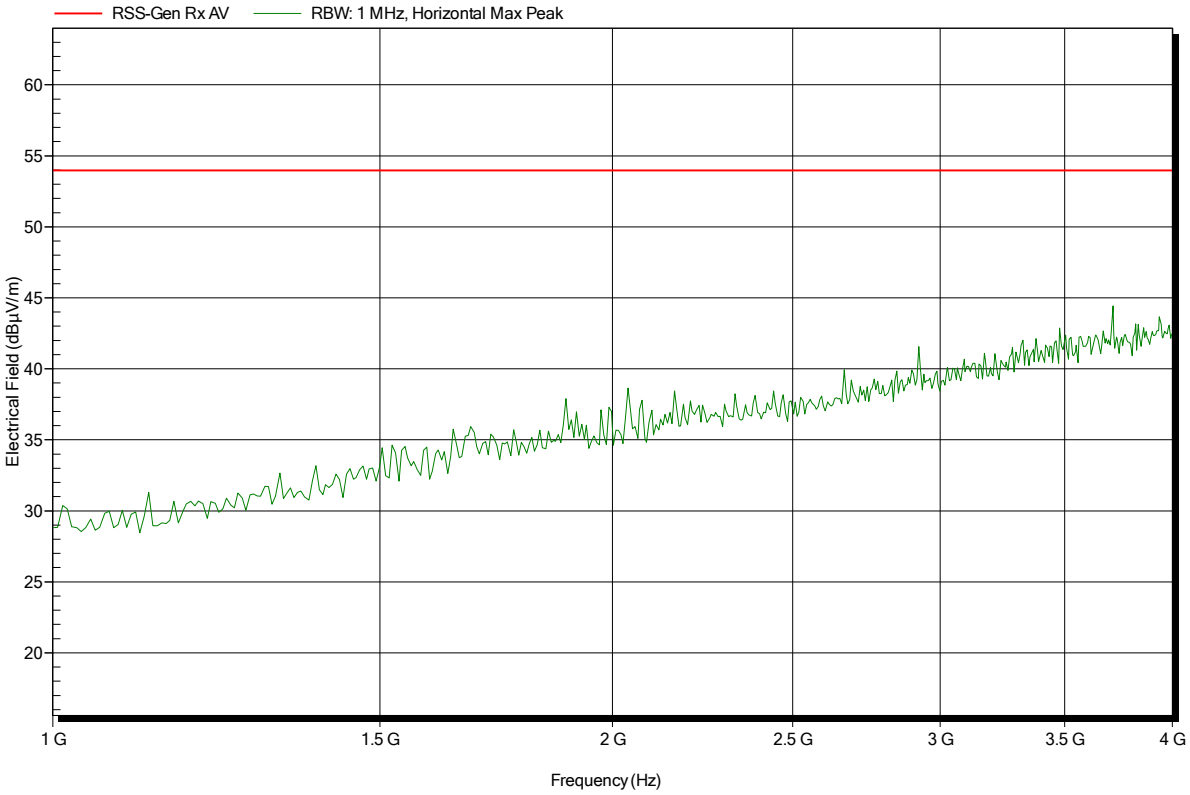

Spurious emissions according to RSS-GEN

Project number: G0M-1503-4620

Applicant:	BARTEC PIXAVI AS
EUT Name:	Wireless camera (Standard version)
Model:	OrbitX ST
Test Site:	Eurofins Product Service GmbH
Operator:	Mr. Handrik
Test Conditions:	Tnom: 23°C, Vnom: 3.7 VDC lithium battery
Antenna:	Rohde & Schwarz HL 025, Vertical
Measurement distance:	3 m
Mode:	RX; Bluetooth RX scan mode
Test Date:	2015-04-28
Note:	EUT horizontal

Index 170

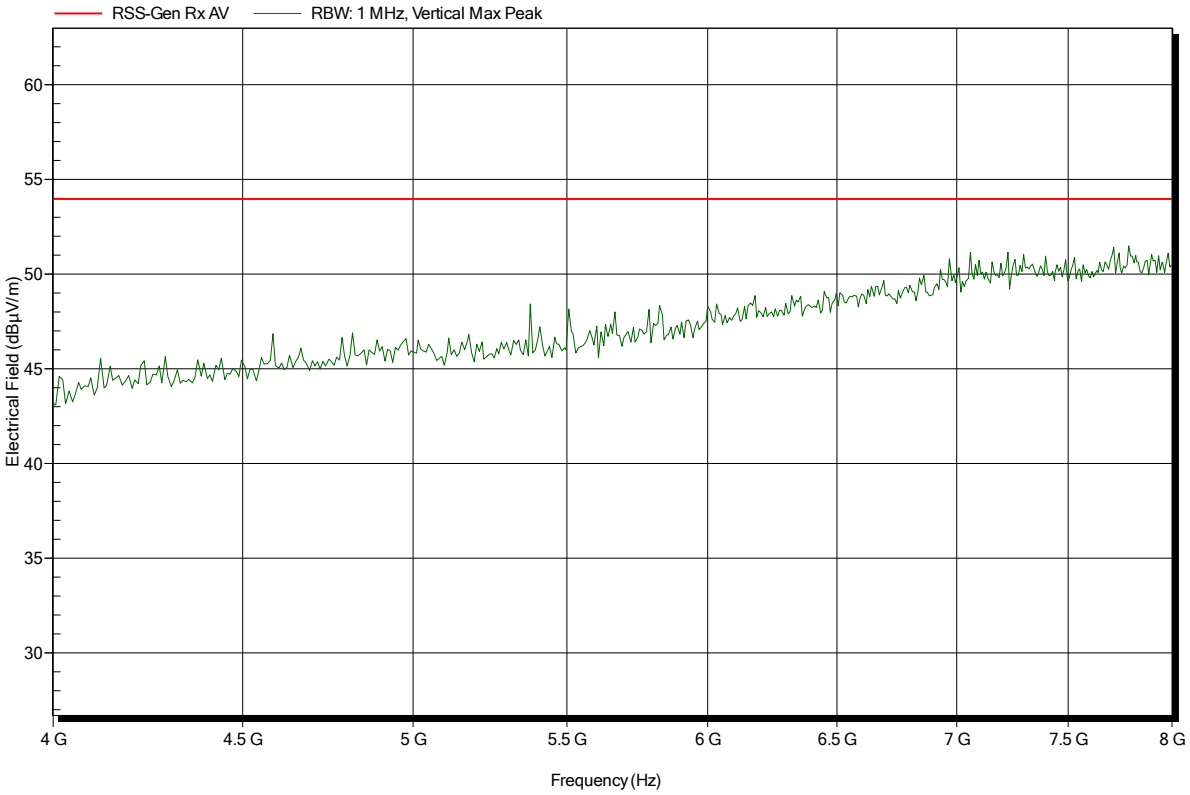

Spurious emissions according to RSS-GEN

Project number: G0M-1503-4620

Applicant:	BARTEC PIXAVI AS
EUT Name:	Wireless camera (Standard version)
Model:	OrbitX ST
Test Site:	Eurofins Product Service GmbH
Operator:	Mr. Handrik
Test Conditions:	Tnom: 23°C, Vnom: 3.7 VDC lithium battery
Antenna:	Rohde & Schwarz HL 025, Horizontal
Measurement distance:	3 m
Mode:	RX; Bluetooth RX scan mode
Test Date:	2015-04-28
Note:	EUT horizontal
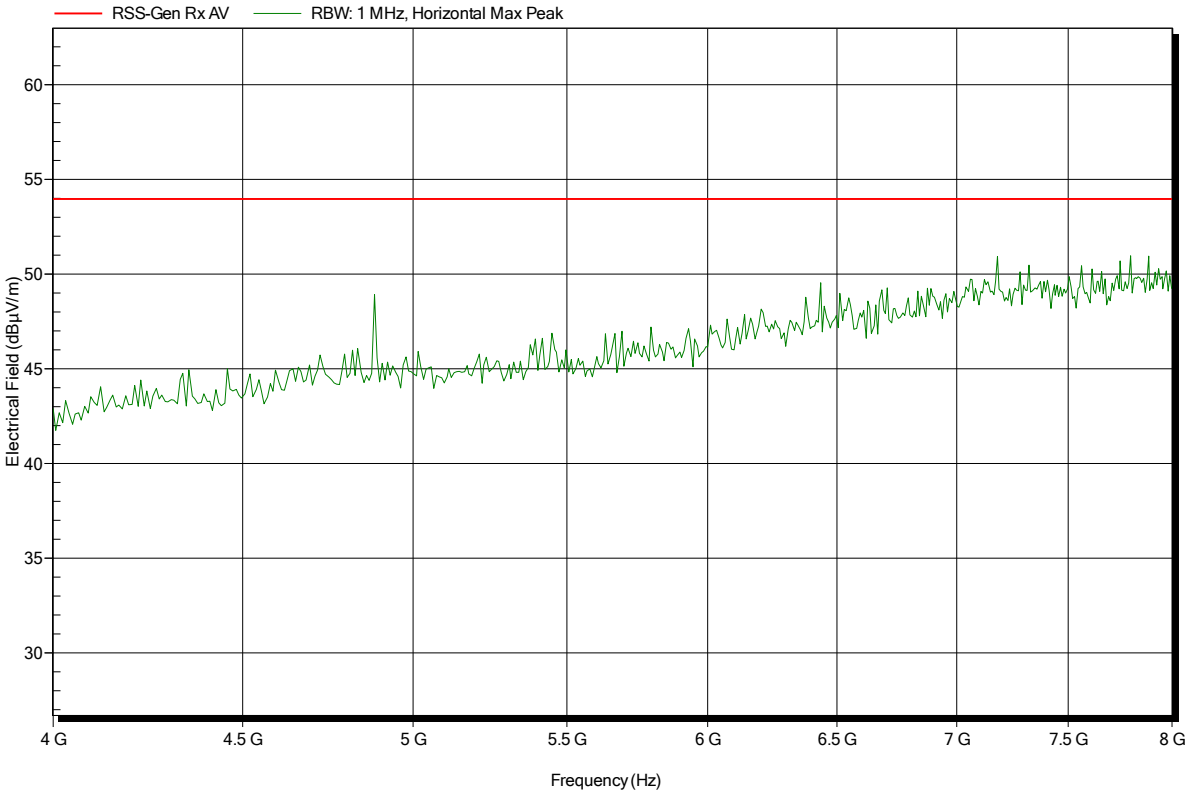
Index 172