eurofins | Product Service

FCC TEST REPORT

FCC 47 CFR Part 22H
Industry Canada RSS-132, Issue 2
Cellular Telephones Operating in the Bands 824-849MHz and 869-894MHz
FCC 47 CFR Part 24E
Industry Canada RSS-133, Issue 5
Cellular Telephones Operating in the Bands 1850-1910MHz and 1930-1990MHz
FCC 47 CFR Part 27C
Industry Canada RSS-139, Issue 2
Cellular Telephones Operating in the Bands 1710-1755MHz and 2110-2155MHz

Report Reference No.....:	G0M-1407-3973-TFC224GS-V02
Testing Laboratory.....:	Eurofins Product Service GmbH
Address.....:	Storkower Str. 38c 15526 Reichenwalde Germany
Accreditation.....:	A2LA Accredited Testing Laboratory, Certificate No.: 1983.01 FCC Filed Test Laboratory, Reg.-No.: 96970 IC OATS Filing assigned code: 3470A
Applicant's name.....:	BARTEC PIXAVI AS
Address.....:	Domkirkeplassen 2 4006 Stavanger NORWAY
Test specification:	
Standard.....:	47 CFR Part 22H, 47 CFR Part 24E, 47 CFR Part 27C RSS-132, Issue 2 : 2005-09, RSS-133, Issue 5 : 2009-02, RSS-139, Issue 2 : 2009-02 SRSP-503 Issue 7 : 2008-09, SRSP-510 Issue 5 : 2009-02 SRSP-513 Issue 2 RSS-Gen, Issue 3, 2010-12, ANSI/TIA-603-C-2004
Equipment under test (EUT):	
Product description	Smartphone
Model No.	ImpactX
Additional Model(s)	None
Brand Name(s)	None
Hardware version	rev B0
Firmware / Software version	Android 4.2.2
	FCC-ID: YML-X7SERIES IC: 9249A-X7SERIES
Test result	**Passed**

Possible test case verdicts:

- neither assessed nor tested ..... : N/N
- required by standard but not appl. to test object ..... : N/A
- required by standard but not tested ..... : N/T
- not required by standard for the test object ..... : N/R
- test object does meet the requirement ..... : P (Pass)
- test object does not meet the requirement ..... : F (Fail)

Testing:

Test Lab Temperature ..... :	20 – 23 °C
Test Lab Humidity ..... :	32 – 38 %
Date of receipt of test item ..... :	2014-08-05
Date (s) of performance of tests ..... :	2014-07-23 - 2014-09-24
Compiled by ..... :	Matthias Handrik
Tested by (+ signature) ..... : (Responsible for Test)	Matthias Handrik .....
Approved by (+ signature) ..... :	Christian Weber .....
Date of issue ..... :	2014-11-21
Total number of pages ..... :	241

General remarks:

The test results presented in this report relate only to the object tested.
The results contained in this report reflect the results for this particular model and serial number. It is the responsibility of the manufacturer to ensure that all production models meet the intent of the requirements detailed within this report.

This report shall not be reproduced, except in full, without the written approval of the Issuing testing laboratory.

Additional comments:

Test case selection is based on full modular approval of licensed transmitter module used by the EUT. The EUT uses a GSM/GPRS module with full modular approval according to FCC and IC rules. For details about the radio module see EUT description in section 1.

Version History

Version	Issue Date	Remarks	Revised by
01	2014-11-17	Initial Release	
01	2014-11-21	Replaced document: G0M-1407-3973-TFC224GS-V01 Replaced by: G0M-1407-3973-TFC224GS-V02 Changes : EGPRS data added	C. Weber

REPORT INDEX

1 EQUIPMENT (TEST ITEM) DESCRIPTION 5

1.1 Photos – Equipment External 7
1.2 Photos – Equipment internal 8
1.3 Photos – Test setup 11
1.4 Supporting Equipment Used During Testing 12
1.5 Test Modes 13
1.6 Test Equipment Used During Testing 15
1.7 Sample emission level calculation 16

2 RESULT SUMMARY 17

3 TEST CONDITIONS AND RESULTS 18

3.1 Test Conditions and Results – Occupied Bandwidth 18
Test Conditions and Results – Effective radiated power / Equivalent isotropic radiated power 42
3.2 Test Conditions and Results – Transmitter radiated emissions 46
3.3 Test Conditions and Results – Receiver radiated emissions 48

ANNEX A Transmitter radiated spurious emissions 50
ANNEX B Receiver radiated spurious emissions 198

1 Equipment (Test item) Description

Description	Smartphone		
Model	ImpactX		
Additional Model(s)	None		
Brand Name(s)	None		
Serial number	None		
Hardware version	rev B0		
Software / Firmware version	Android 4.2.2		
FCC-ID	YML-X7SERIES		
IC	9249A-X7SERIES		
Equipment type	End product		
Equipment classification	Portable Device (Human Body distance < 20 cm)		
Radio type	Transceiver		
Radio technology	GSM850 / GSM1900 / WCDMA: FDD II / FDD IV / FDD V		
Operating frequency range	GSM850 : TX = 824 - 849 MHz, RX = 869 - 894 MHz GSM1900 : TX = 1850 - 1910 MHz, RX = 1930 - 1990 MHz FDD II : TX = 1850 - 1910 MHz, RX = 1930 - 1990 MHz FDD IV : TX = 1710 - 1755 MHz, RX = 2110 - 2115 MHz FDD V : TX = 824 - 849 MHz, RX = 869 - 894 MHz		
Assigned frequency band	Cell. Service Block A & B : 824 - 849 MHz & 869 - 894 MHz Broadband PCS : 1850 - 1910 MHz & 1930 - 1990 MHz WCS : 1850 - 1910MHz & 1930 - 1990MHz WCS : 1710 - 1755MHz & 2110 - 2155MHz		
Main test frequencies GSM850	F_{LOW}	CH : 128 UL: 824.2 MHz	CH : 128 DL: 869.2 MHz
	F_{MID}	CH : 188 UL: 836.2 MHz	CH : 188 DL: 881.2 MHz
	F_{HIGH}	CH : 251 UL: 848.8 MHz	CH : 251 DL: 893.8 MHz
Main test frequencies GSM1900	F_{LOW}	CH : 512 UL: 1850.2 MHz	CH : 512 DL: 1930.2 MHz
	F_{MID}	CH : 661 UL: 1880.0 MHz	CH : 661 DL: 1960.0 MHz
	F_{HIGH}	CH : 810 UL: 1909.8 MHz	CH : 810 DL: 1989.8 MHz
Main test frequencies FDD II	F_{LOW}	CH : 9263 UL: 1852.4	CH : 9662 DL: 1932.4
	F_{MID}	CH : 9400 UL: 1880.0 MHz	CH : 9800 DL: 1960.0 MHz
	F_{HIGH}	CH : 9537 UL: 1907.4	CH : 9937 DL: 1987.4
Main test frequencies FDD IV	F_{LOW}	CH : 1312 UL: 1712.4	CH : 1537 DL: 2112.4
	F_{MID}	CH : 1450 UL: 1740	CH : 1675 DL: 2140
	F_{HIGH}	CH : 1513 UL: 1752.6	CH : 1738 DL: 2152.6
Main test frequencies FDD V	F_{LOW}	CH : 4132 UL: 826.4	CH : 4357 DL: 871.4
	F_{MID}	CH : 4175 UL: 835	CH : 4400 DL: 880
	F_{HIGH}	CH : 4233 UL: 846.6	CH : 4458 DL: 891.6
Supported transmission modes	GSM, GPRS, EGPRS, W-CDMA, HSDPA, HSUPA		

Modulations	GSM, GPRS : GMSK, EGPRS : 8-PSK, W-CDMA : QPSK, HSDPA : QPSK, 16-QAM, HSUPA : BPSK	
Multislot class	12	
Number of antennas	1	
Radio module	Type	GSM/GPRS module
	Model	LISA-U230
	Manufacturer	u-blox AG
	HW Version	146AA0
	SW Version	22.40
	FCC-ID	XPYLISAU230
	IC	8595A-LISAU230N
Antenna	Type	integrated
	Model	Calvus GSM SMD A10340
	Manufacturer	Antenova
	Gain	824-960MHz = -1.8dBi 1710-2170MHz = -1.6dBi
Manufacturer	BARTEC PIXAVI AS Domkirkeplassen 2 4006 Stavanger NORWAY	
Power supply	V_{NOM}	3.7 V DC
	V_{MIN}	3.1 V DC
	V_{MIN}	4.2 V DC
AC/DC-Adaptor	Model	AN4111
	Vendor	ANSMANN
	Input	100V-240V AC 60/50Hz
	Output	5.0V DC 1000mA

1.1 Photos – Equipment External

EUT FRONT

EUT BACK

1.2 Photos – Equipment internal

EUT Display back


EUT PCB FRONT


EUT PCB BACK


EUT GSM Module

EUT GSM Module without shield


1.3 Photos – Test setup

Testsetup radiated spurious emission


1.4 Supporting Equipment Used During Testing

Product Type*	Device	Manufacturer	Model No.	Comments
SIM	Communication tester	Rohde & Schwarz	CMU 200	
SIM : Simulator (Not Subjected to Test)				

1.5 Test Modes

Mode #	Description	
GSM850-Int	General conditions:	EUT powered by battery. Internal GSM antenna. Active call to communication tester.
	Radio conditions:	Mode = transmit Connection = Packet switched Modulation = GMSK Slot configuration = 1 up / 1 down Power level = Gamma 3
GSM1900-Int	General conditions:	EUT powered by battery. Internal GSM antenna. Active call to communication tester.
	Radio conditions:	Mode = transmit Connection = Packet switched Modulation = GMSK Slot configuration = 1 up / 1 down Power level = Gamma 3
EGPRS850-Int	General conditions:	EUT powered by battery. Internal GSM antenna. Active call to communication tester.
	Radio conditions:	Mode = transmit Connection = Packet switched Modulation = 8-PSK Slot configuration = 1 up / 1 down Power level = Gamma 3
EGPRS1900-Int	General conditions:	EUT powered by battery. Internal GSM antenna. Active call to communication tester.
	Radio conditions:	Mode = transmit Connection = Packet switched Modulation = 8-PSK Slot configuration = 1 up / 1 down Power level = Gamma 3
FDD II-Int	General conditions:	EUT powered by battery. Internal GSM antenna. Active call to communication tester.
	Radio conditions:	Mode = transmit Connection = RMC 12.2kbps Modulation = QPSK TPC Pattern Type: All 1

FDD IV-Int	General conditions:	EUT powered by battery. Internal GSM antenna. Active call to communication tester.
	Radio conditions:	Mode = transmit Connection = RMC 12.2kbps Modulation = QPSK TPC Pattern Type: All 1
FDD V-Int	General conditions:	EUT powered by battery. Internal GSM antenna. Active call to communication tester.
	Radio conditions:	Mode = transmit Connection = RMC 12.2kbps Modulation = QPSK TPC Pattern Type: All 1

1.6 Test Equipment Used During Testing

Measurement Software			
Description	Manufacturer	Name	Version
EMC Test Software	Dare Instruments	Radimation	2014.1.15

Occupied Bandwidth					
Description	Manufacturer	Model	Identifier	Cal. Date	Cal. Due
Spectrum Analyzer	R&S	FSIQ26	EF00242	2014-03	2015-03

Radiated power					
Description	Manufacturer	Model	Identifier	Cal. Date	Cal. Due
Fully-anechoic chamber	Frankonia	AC 3	EF00199	-	-
Spectrum Analyzer	R&S	FSIQ 26	EF00242	2014-03	2015-03
Biconical Antenna	R&S	HK 116	EF00012	2013-02	2016-02
LPD Antenna	R&S	HL 223	EF00187	2014-03	2017-03
LPD Antenna	R&S	HL 025	EF00327	2013-02	2016-02

Radiated spurious emissions					
Description	Manufacturer	Model	Identifier	Cal. Date	Cal. Due
Semi-anechoic chamber	Frankonia	AC 1	EF00062	-	-
Spectrum Analyzer	R&S	FSEK 30	EF00168	2014-01	2015-01
Biconical Antenna	R&S	HK 116	EF00012	2013-02	2016-02
LPD Antenna	R&S	HL 223	EF00212	2013-02	2016-02
LPD Antenna	R&S	HL 025	EF00327	2013-02	2016-02

1.7 Sample emission level calculation

The following is a description of terms and a sample calculation, as appears in the radiated emissions data table. The numbers used in the calculation are for example only. There is no direct correlation to the specific data taken for the product described in this document:

Reading:

This is the reading obtained on the spectrum analyzer in dBµV. Any external preamplifiers used are taken into account through internal analyzer settings.

A.F.:

This is the antenna factor for the receiving antenna. It is a conversion factor, which converts electric fields strengths to voltages, which can be measured directly on the spectrum analyzer. It is treated as a loss in dB. Cable losses have been included with the A.F. to simplify the calculations. The antenna factor is used in calculations as follows:

Reading on Analyzer (dBµV) + A.F. (dB) = Net field strength (dBµV/m)

Net:

This is the net field strength measurement (as shown above).

Limit:

This is the FCC Class B radiated emission limit (in units of dBµV/m). The FCC limits are given in units of µV/m. The following formula is used to convert the units of µV/m to dBµV/m:

Limit (dBµV/m) = 20*log (µV/m)

Margin:

This is the margin of compliance below the FCC limit. The units are given in dB. A negative margin indicates the emission was below the limit. A positive margin indicates that the emission exceeds the limit.

Example only:

Reading	+	AF	=	Net Reading	:	Net reading - FCC limit = Margin
21.5 dBµV	+	26 dB	=	47.5 dBµV/m	:	47.5 dBµV/m - 57.0 dBµV/m = -9.5 dB

2 Result Summary

FCC 47 CFR Part 22H, 24E, 27C IC RSS-132, 133, 139				
Product Specific Standard Section	**Requirement – Test**	**Reference Method**	**Result**	**Remarks**
RSS-Gen 4.6.1	Occupied Bandwidth	RSS-Gen 4.6.1		Informational only
FCC § 24.235 FCC § 22.355 FCC § 27.54 IC RSS-132 § 4.3 IC RSS-133 § 6.3 IC RSS-139 § 6.3	Frequency stability	FCC § 24.235 FCC § 22.355 FCC § 27.54 IC RSS-132 § 4.3 IC RSS-133 § 6.3 IC RSS-139 § 6.3	N/R	Conducted results of licensed radio unaffected. See module radio report.
FCC § 22.913(a)	Effective radiated power	ANSI/TIA-603-C	PASS	
FCC § 24.232(c) FCC § 27.50(d) IC RSS-132 § 4.4 IC RSS-133 § 6.4 IC RSS-139 § 6.4	Equivalent isotropic radiated power	ANSI/TIA-603-C	PASS	
FCC § 24.232(d) FCC § 27.50(d) IC RSS-133 § 6.4 IC RSS-139 § 6.4	Peak to average ratio	FCC § 24.232(d) FCC § 27.50(d) IC RSS-133 § 6.4 IC RSS-139 § 6.4	N/R	Conducted results of licensed radio unaffected. See module radio report
FCC § 22.917(b) FCC § 24.238(b) FCC § 27.53(h) IC RSS-132 § 4.5 IC RSS-133 § 6.5 IC RSS-139 § 6.5	Band-edge compliance	FCC § 22.917(b) FCC § 24.238(b) FCC § 27.53(h) IC RSS-132 § 4.5 IC RSS-133 § 6.5 IC RSS-139 § 6.5	N/R	Conducted results of licensed radio unaffected. See module radio report
FCC § 22.917(a) FCC § 24.238(a) FCC § 27.53(h) IC RSS-132 § 4.5 IC RSS-133 § 6.5 IC RSS-139 § 6.4	Conducted out-of-band emissions	FCC § 22.917(a) FCC § 24.238(a) FCC § 27.53(h) IC RSS-132 § 4.5 IC RSS-133 § 6.5 IC RSS-139 § 6.4	N/R	Conducted results of licensed radio unaffected. See module radio report
FCC § 22.917(a) FCC § 24.238(a) FCC § 27.53(h) IC RSS-132 § 4.5 IC RSS-133 § 6.5 IC RSS-139 § 6.5	Radiated out-of-band emissions	ANSI/TIA-603-C	PASS	
IC RSS-132 § 4.6 IC RSS-133 § 6.6 IC RSS-139 § 6.6 IC RSS-Gen 4.10 IC RSS-Gen 6.1	Receiver radiated spurious emissions	IC RSS-132 § 4.6 IC RSS-133 § 6.6 IC RSS-139 § 6.6 IC RSS-Gen 4.10 IC RSS-Gen 6.1	PASS	
Remarks:				

3 Test Conditions and Results

3.1 Test Conditions and Results – Occupied Bandwidth

Occupied Bandwidth acc. IC RSS-Gen	
Test according to measurement reference	Reference Method
	RSS-Gen 4.6.1
Test frequency range	Tested frequencies
	F_{LOW} / F_{MID} / F_{HIGH}

Limits

None (Informational only)

Test setup

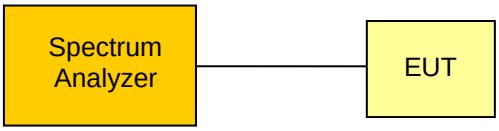

Test procedure

1. EUT set to test mode (Communication tester is used if needed)
2. Span set to at least twice the emission spectrum
3. Resolution bandwidth set to 1 % of span
4. Occupied Bandwidth (99 %) measurement with spectrum analyzer built in measurement function

Test results – GSM850

Channel	Frequency [MHz]	Mode	Occupied Bandwidth [kHz]
F_{LOW}	824.2	GPRS850	244.489
F_{MID}	836.2	GPRS850	242.485
F_{HIGH}	848.8	GPRS850	246.493

Test results – GSM1900			
Channel	Frequency [MHz]	Mode	Occupied Bandwidth [kHz]
F_{LOW}	1850.2	GPRS1900	244.489
F_{MID}	1880	GPRS1900	244.489
F_{HIGH}	1909.8	GPRS1900	246.493
Comments:			

Test results – EGPRS850			
Channel	Frequency [MHz]	Mode	Occupied Bandwidth [kHz]
F_{LOW}	824.2	EGPRS850	243.590
F_{MID}	836.2	EGPRS850	243.590
F_{HIGH}	848.8	EGPRS850	241.897
Comments:			

Test results – EGPRS1900			
Channel	Frequency [MHz]	Mode	Occupied Bandwidth [kHz]
F_{LOW}	1850.2	EGPRS1900	241.987
F_{MID}	1880	EGPRS1900	245.192
F_{HIGH}	1909.8	EGPRS1900	241.987
Comments:			

Test results – W-CDMA FDD II			
Channel	Frequency [MHz]	Mode	Occupied Bandwidth [kHz]
F_{LOW}	1852.4	RMC 12.2 kbps	4098
F_{MID}	1880	RMC 12.2 kbps	4078
F_{HIGH}	1907.4	RMC 12.2 kbps	4078
Comments:			

Test results – W-CDMA FDD IV			
Channel	Frequency [MHz]	Mode	Occupied Bandwidth [kHz]
F_{LOW}	1712.4	RMC 12.2 kbps	4128
F_{MID}	1740	RMC 12.2 kbps	4128
F_{HIGH}	1752.6	RMC 12.2 kbps	4088
Comments:			

Test results – W-CDMA FDD V			
Channel	Frequency [MHz]	Mode	Occupied Bandwidth [kHz]
F_{LOW}	826.4	RMC 12.2 kbps	4078
F_{MID}	835	RMC 12.2 kbps	4078
F_{HIGH}	846.6	RMC 12.2 kbps	4058
Comments:			

Occupied Bandwidth – GPRS850 F_{LOW}

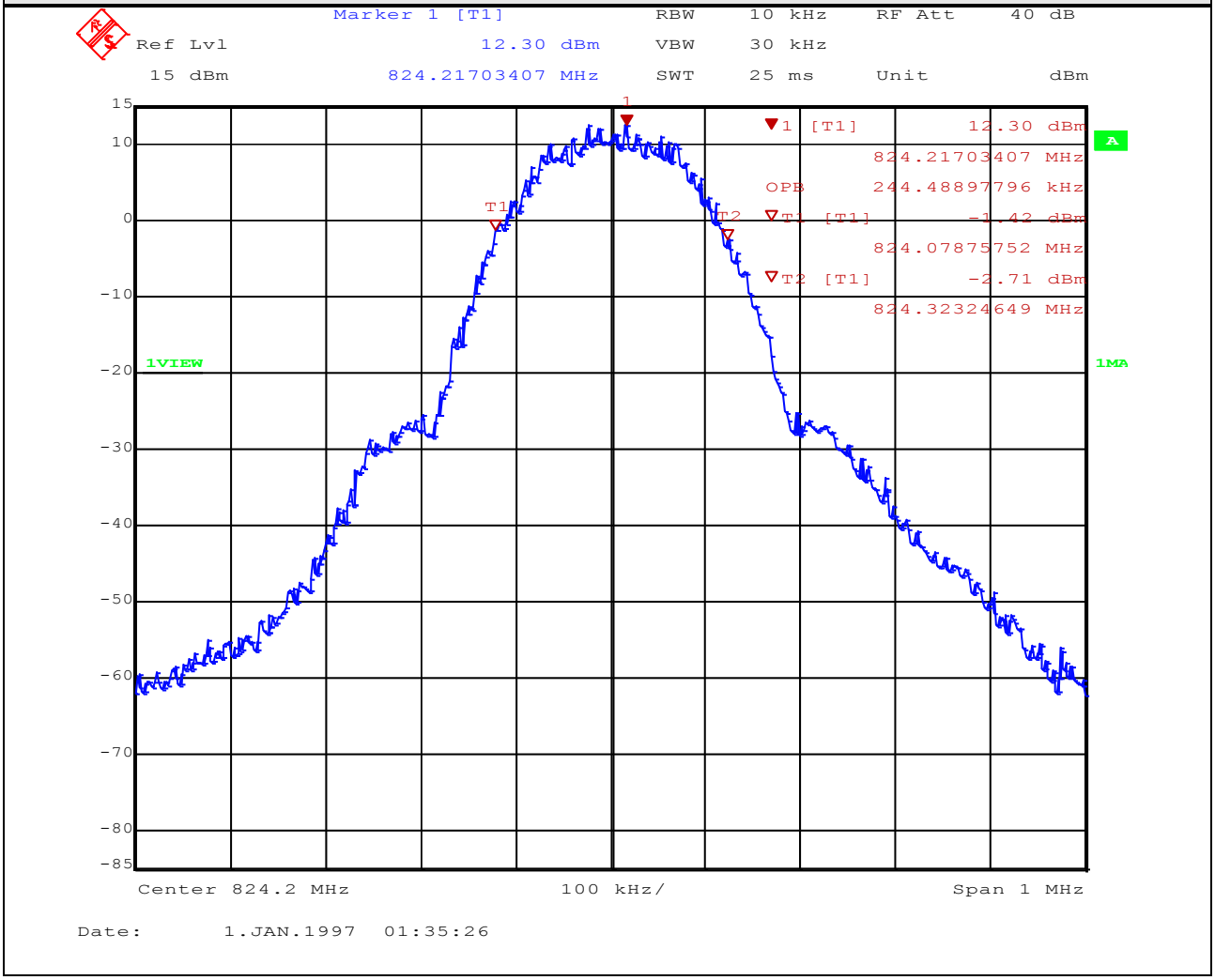

Occupied Bandwidth – GPRS850 F_{MID}

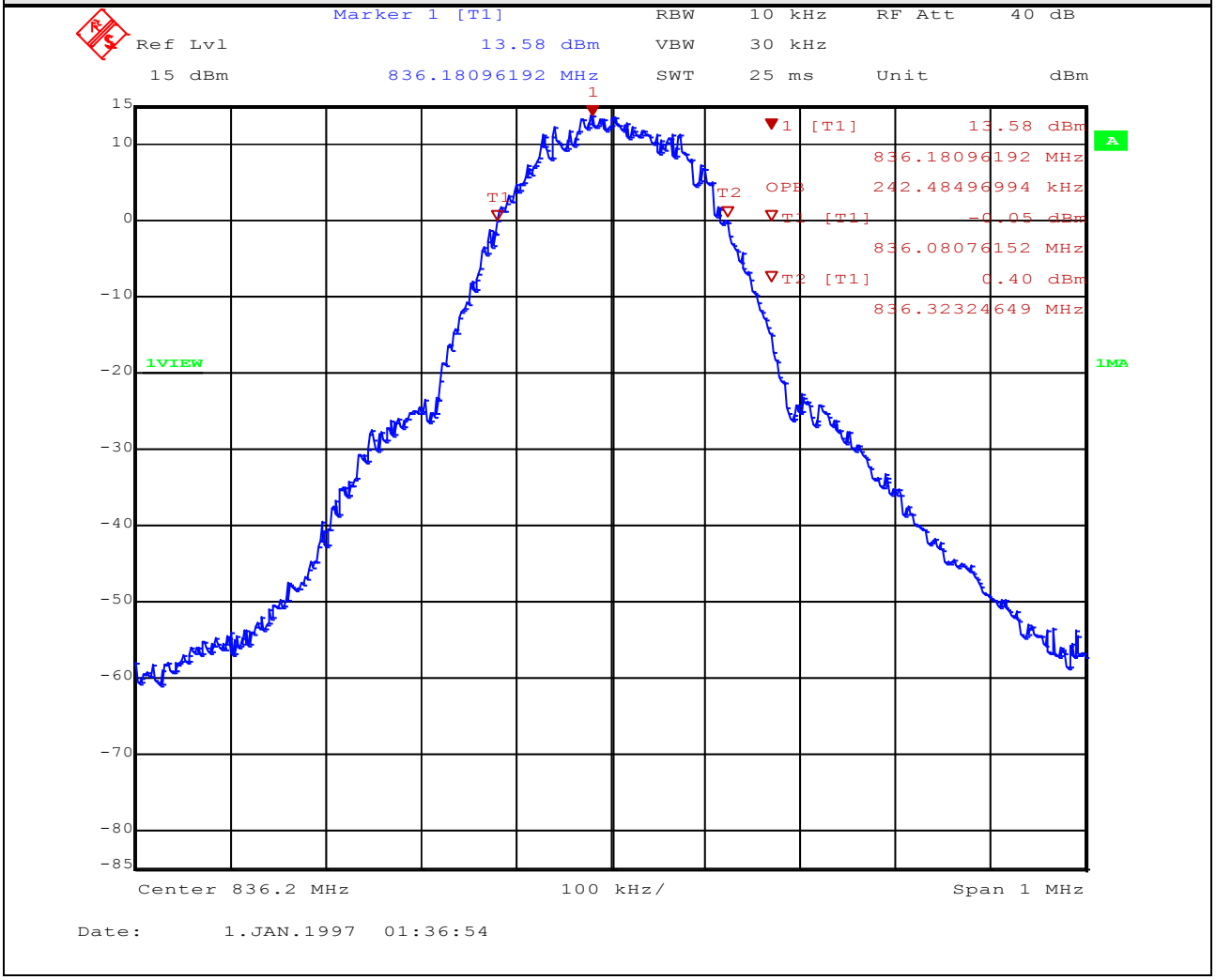

Occupied Bandwidth – GPRS850 F_{HIGH}

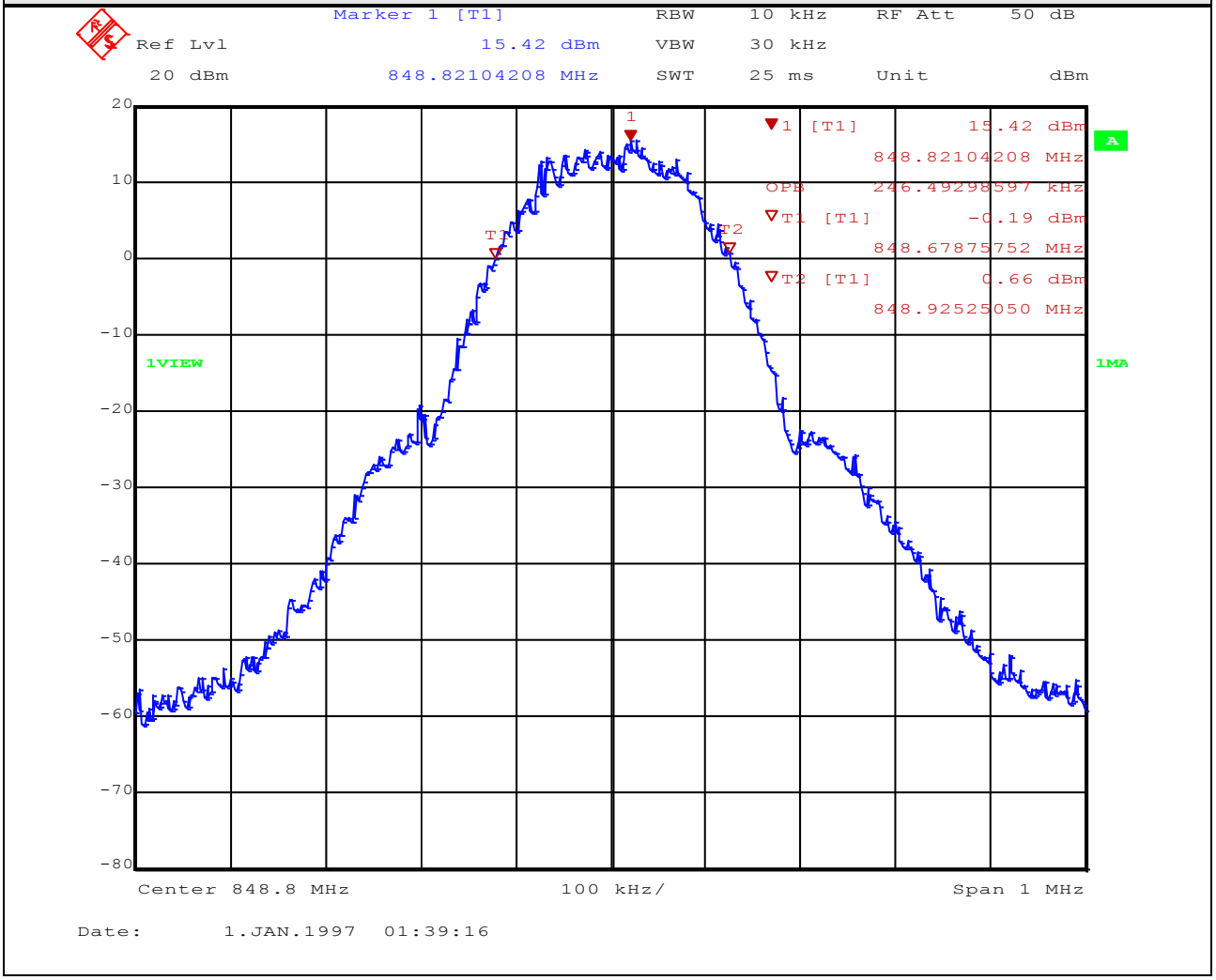

Occupied Bandwidth – EGPRS850 F_{LOW}

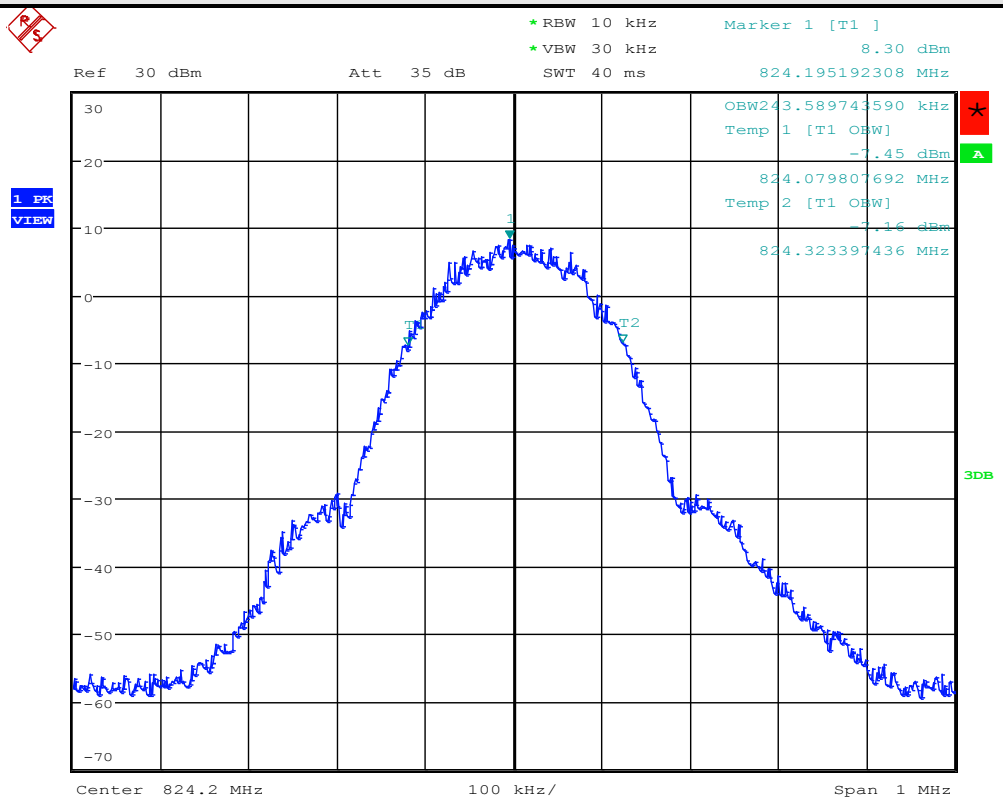

Date: 21.NOV.2014 10:13:27

Occupied Bandwidth – EGPRS850 F_{MID}

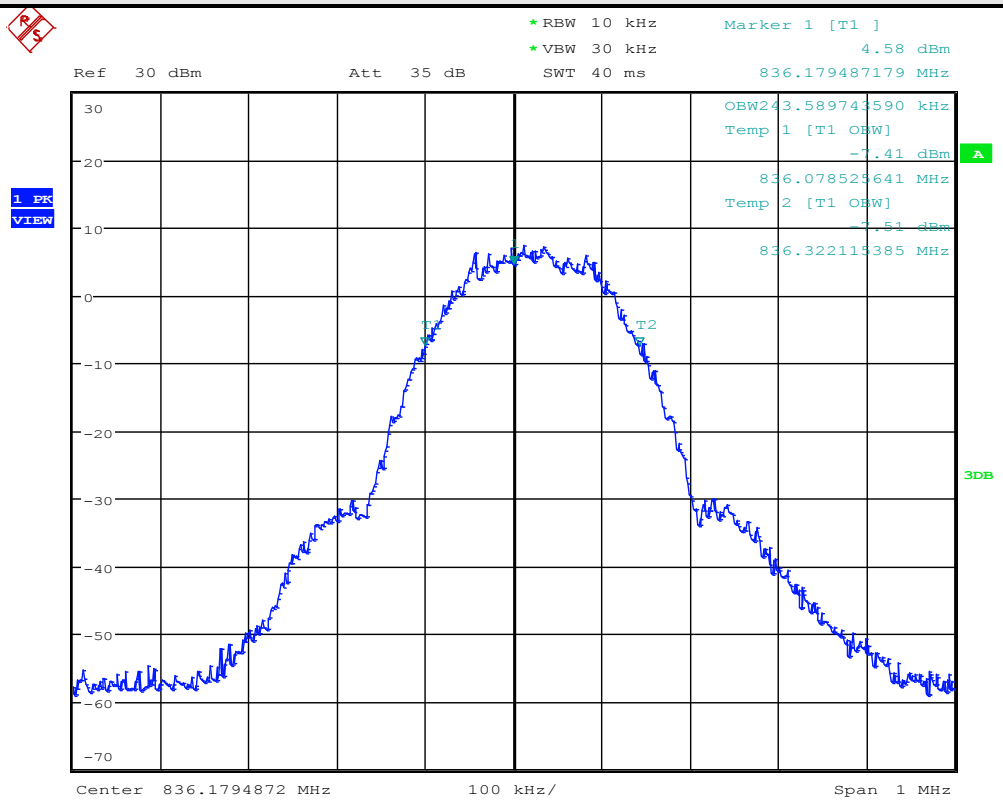

Date: 21.NOV.2014 10:10:41

Occupied Bandwidth – EGPRS850 F_{HIGH}

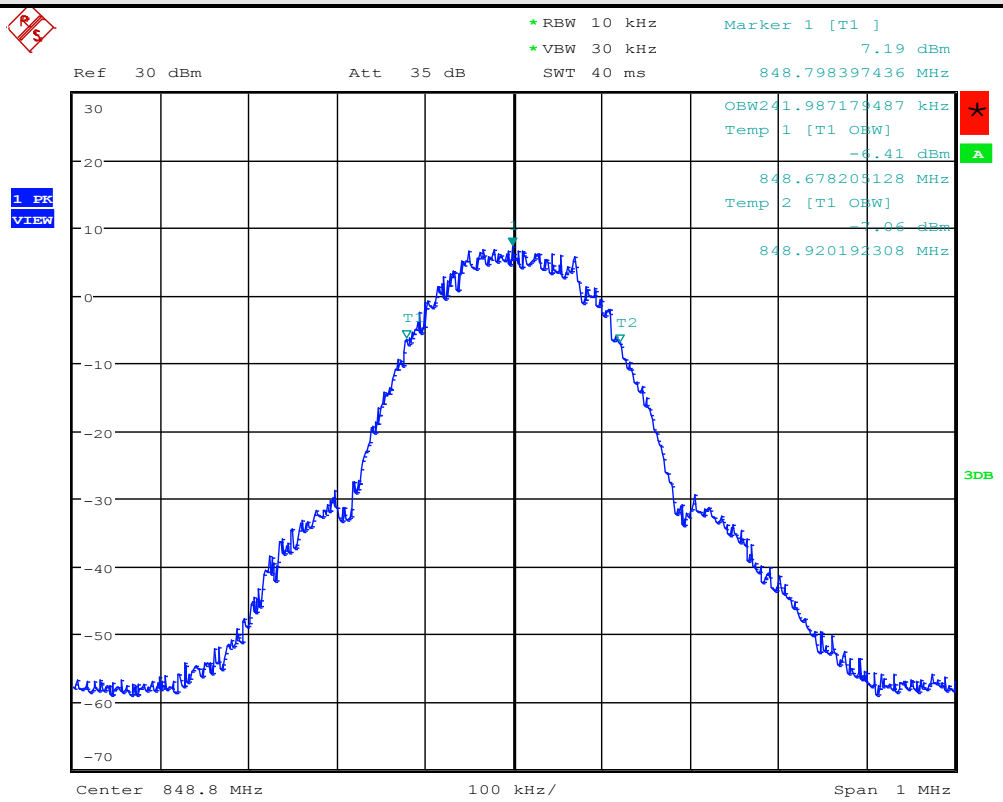

Date: 21.NOV.2014 10:15:26

Occupied Bandwidth – GPRS1900 F_{LOW}

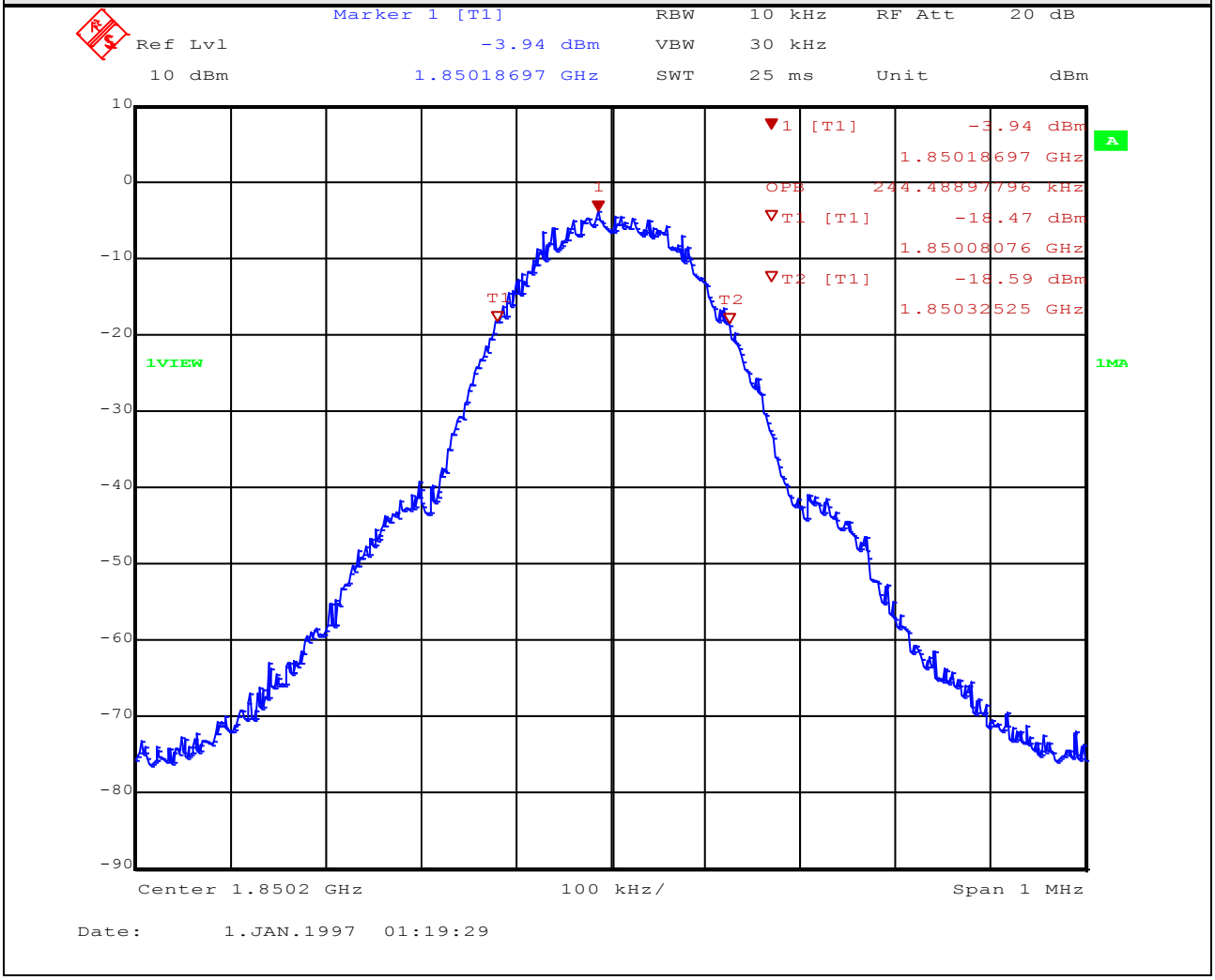

Occupied Bandwidth – GPRS1900 F_{MID}

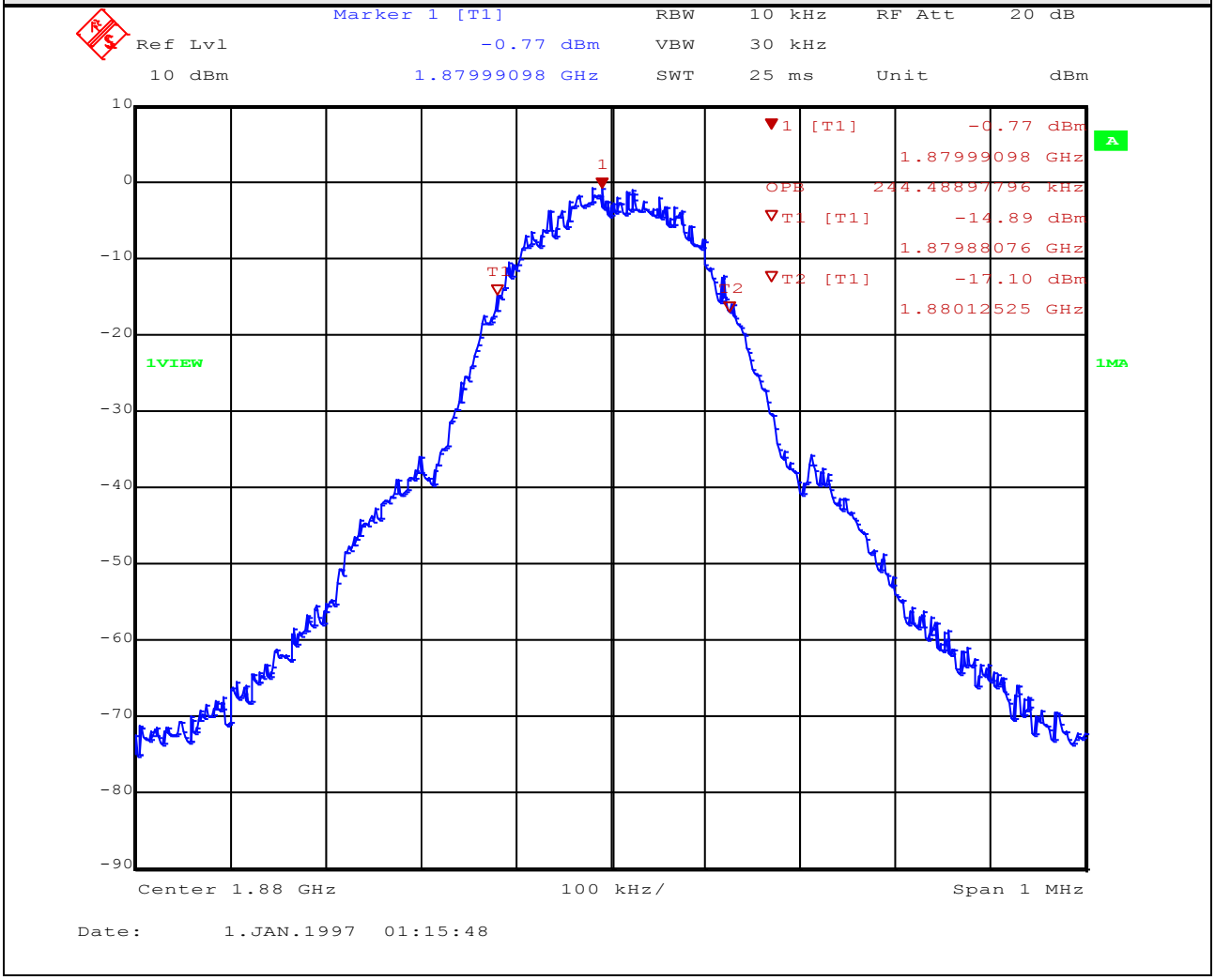

Occupied Bandwidth – GPRS1900 F_{HIGH}

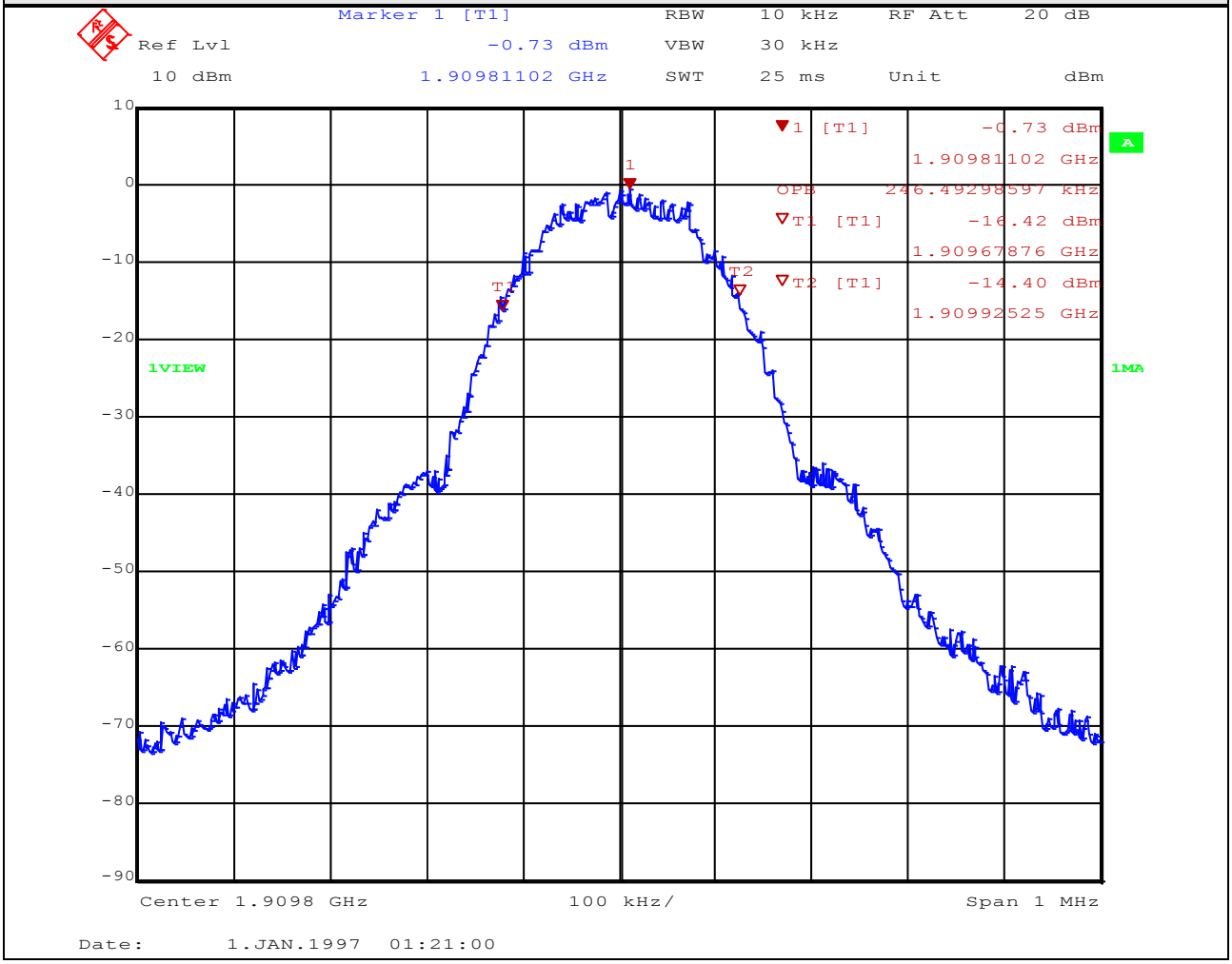

Occupied Bandwidth – EGPRS1900 F_{LOW}

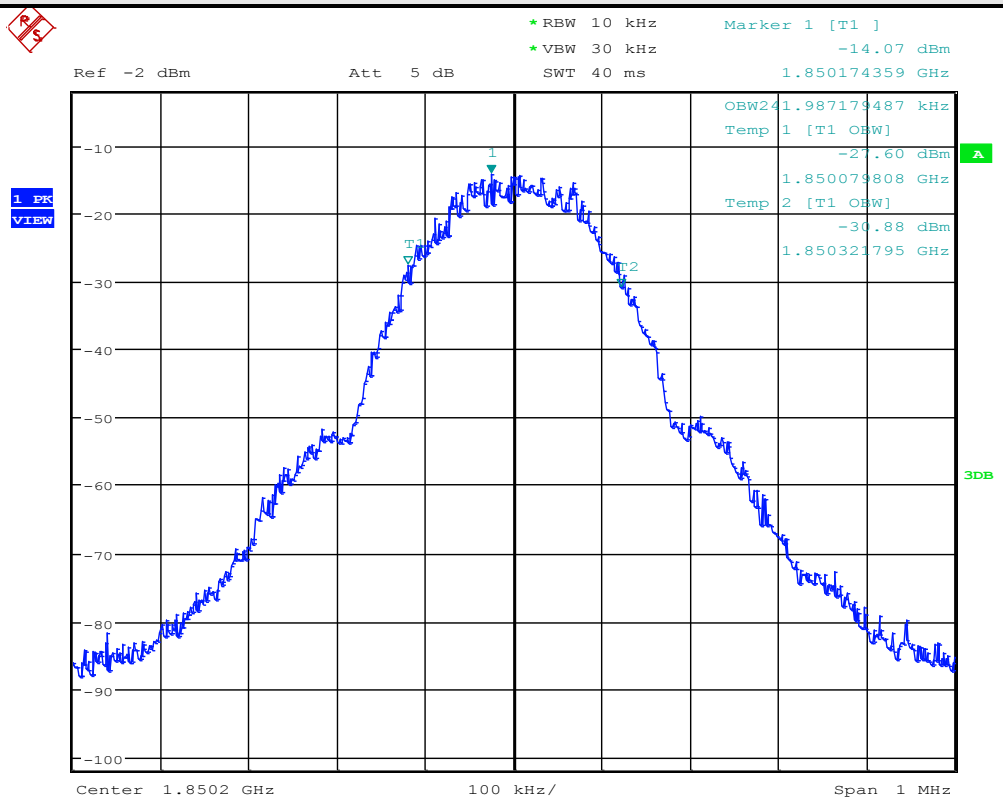

Date: 21.NOV.2014 10:36:02

Occupied Bandwidth – EGPRS1900 F_{MID}

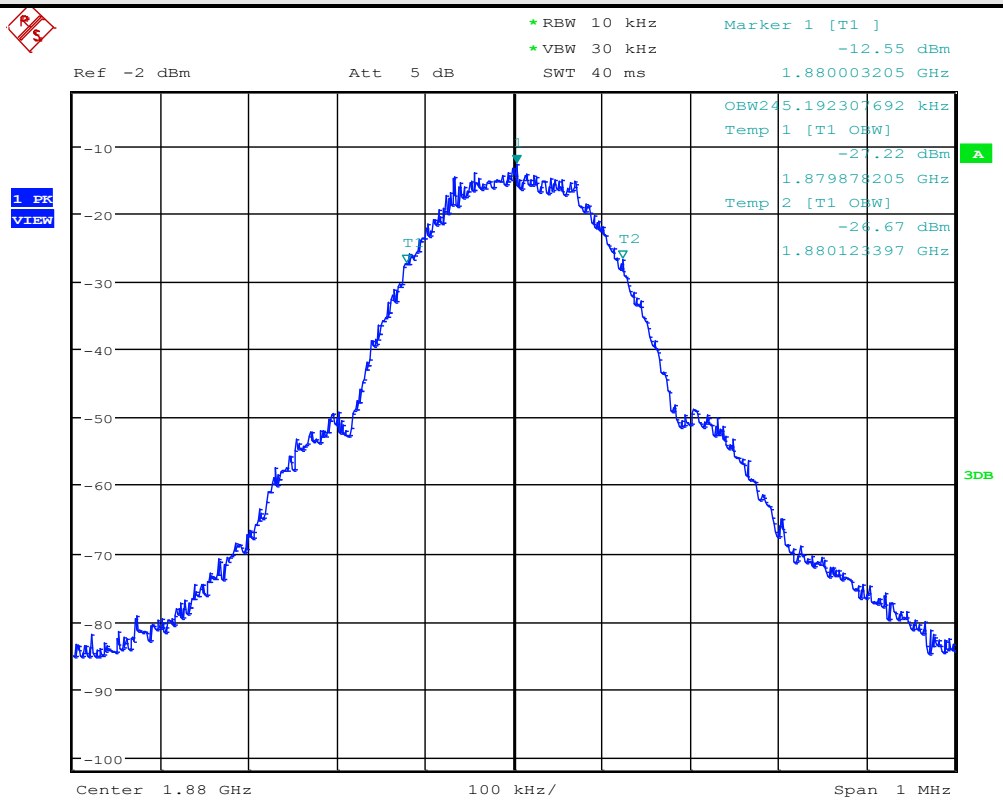

Date: 21.NOV.2014 10:37:35

Occupied Bandwidth – EGPRS1900 F_{HIGH}

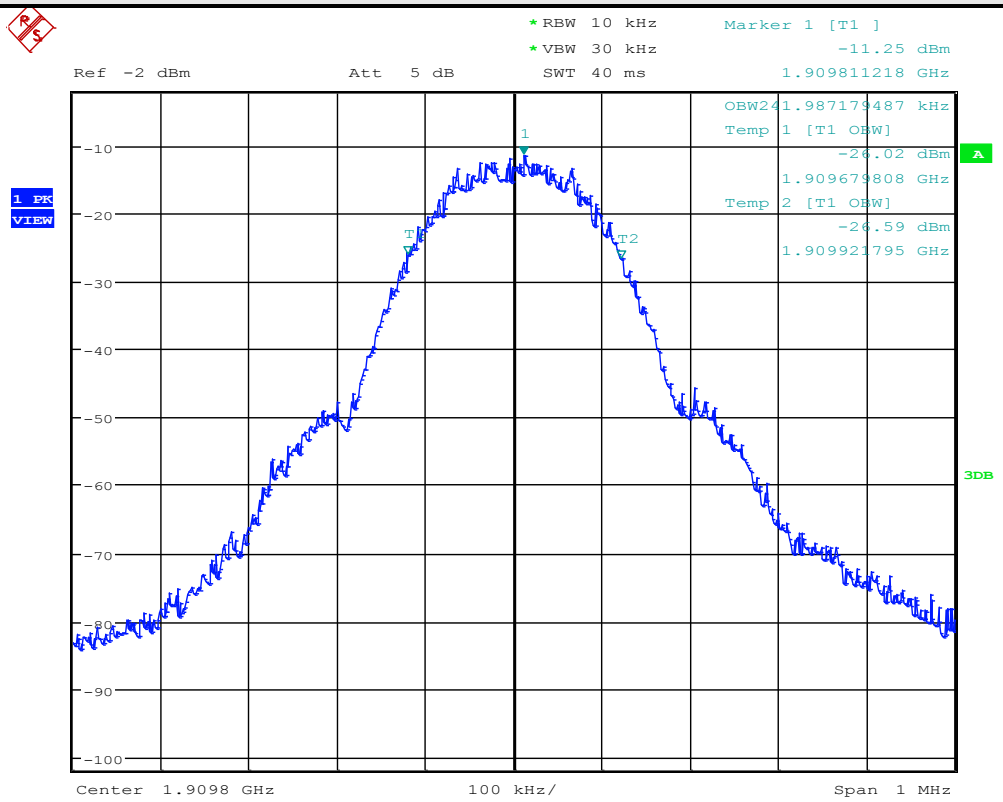

Date: 21.NOV.2014 10:43:00

Occupied Bandwidth – W-CDMA FDD II F_{Low}

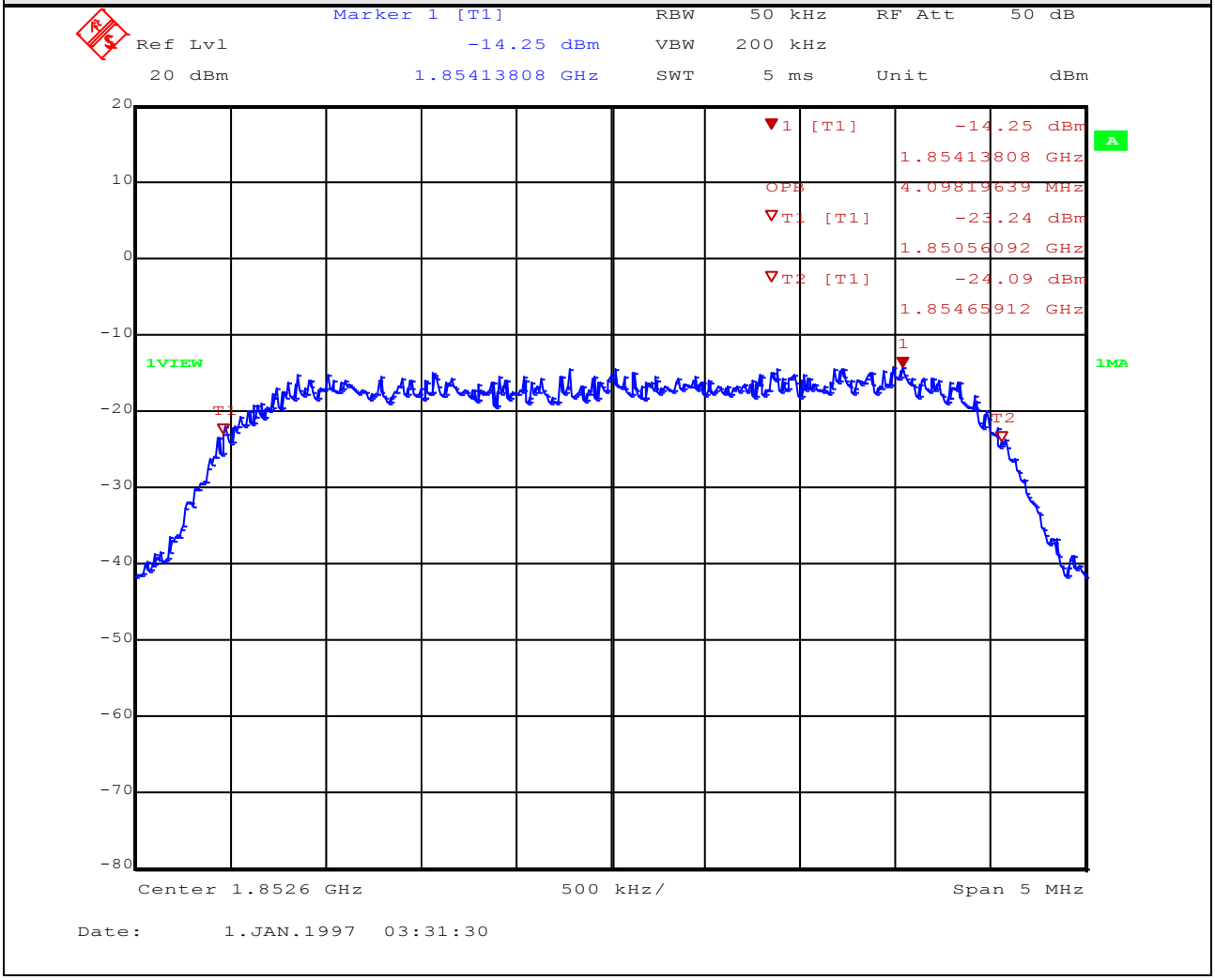

Occupied Bandwidth – W-CDMA FDD II F_{MID}

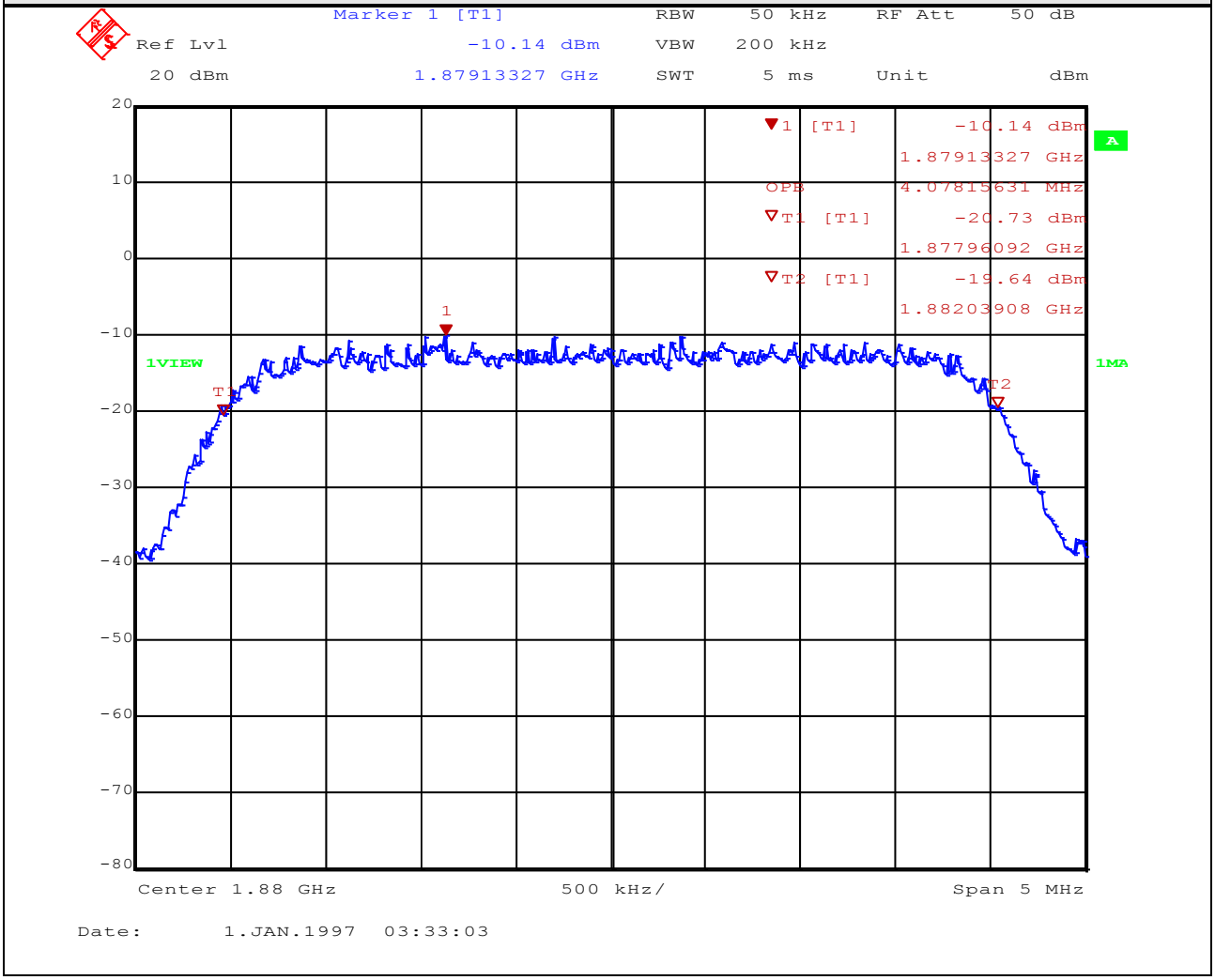

Occupied Bandwidth – W-CDMA FDD II F_{HIGH}

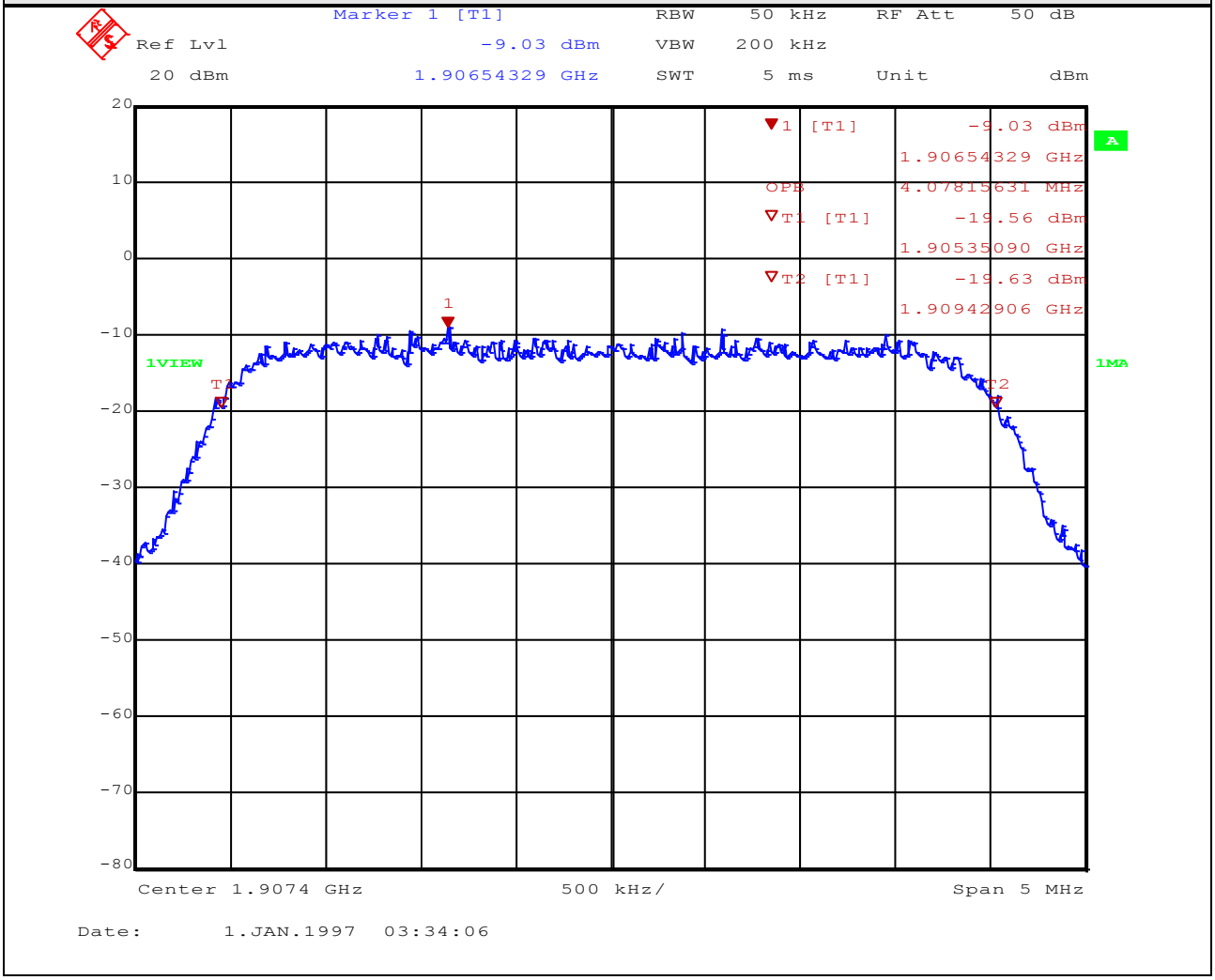

Occupied Bandwidth – W-CDMA FDD IV F_{LOW}

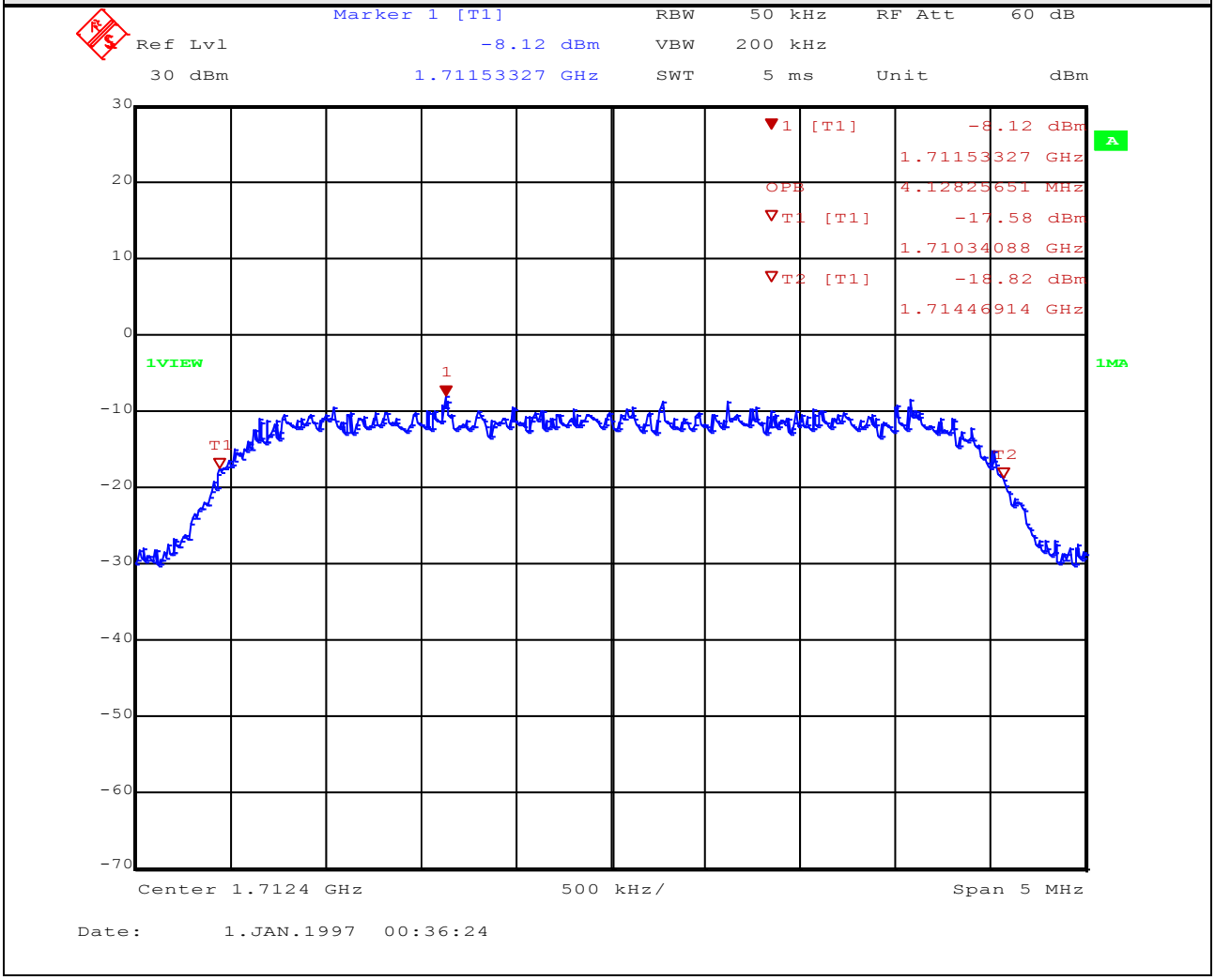

Occupied Bandwidth – W-CDMA FDD IV F_{MID}

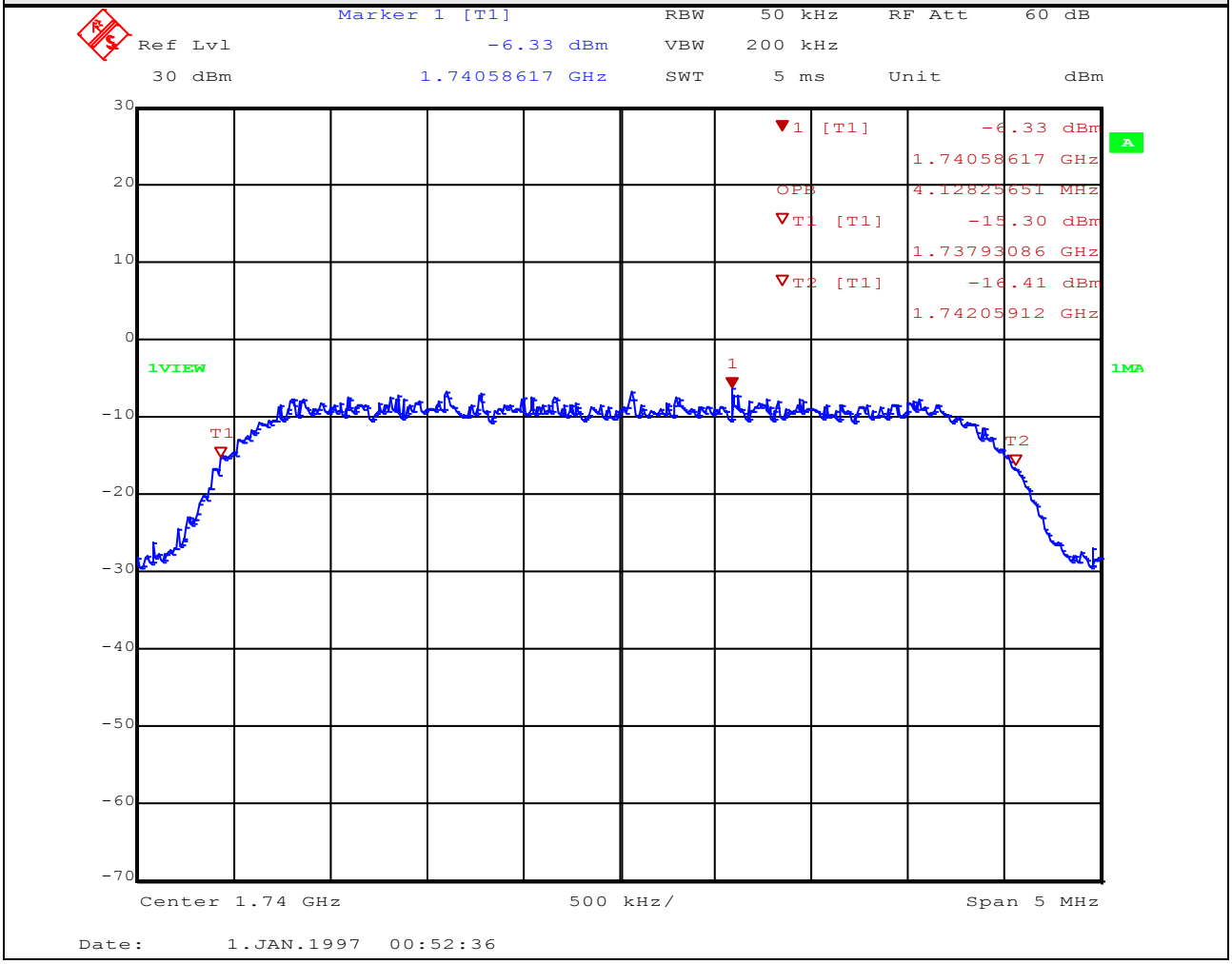

Occupied Bandwidth – W-CDMA FDD IV F_{HIGH}

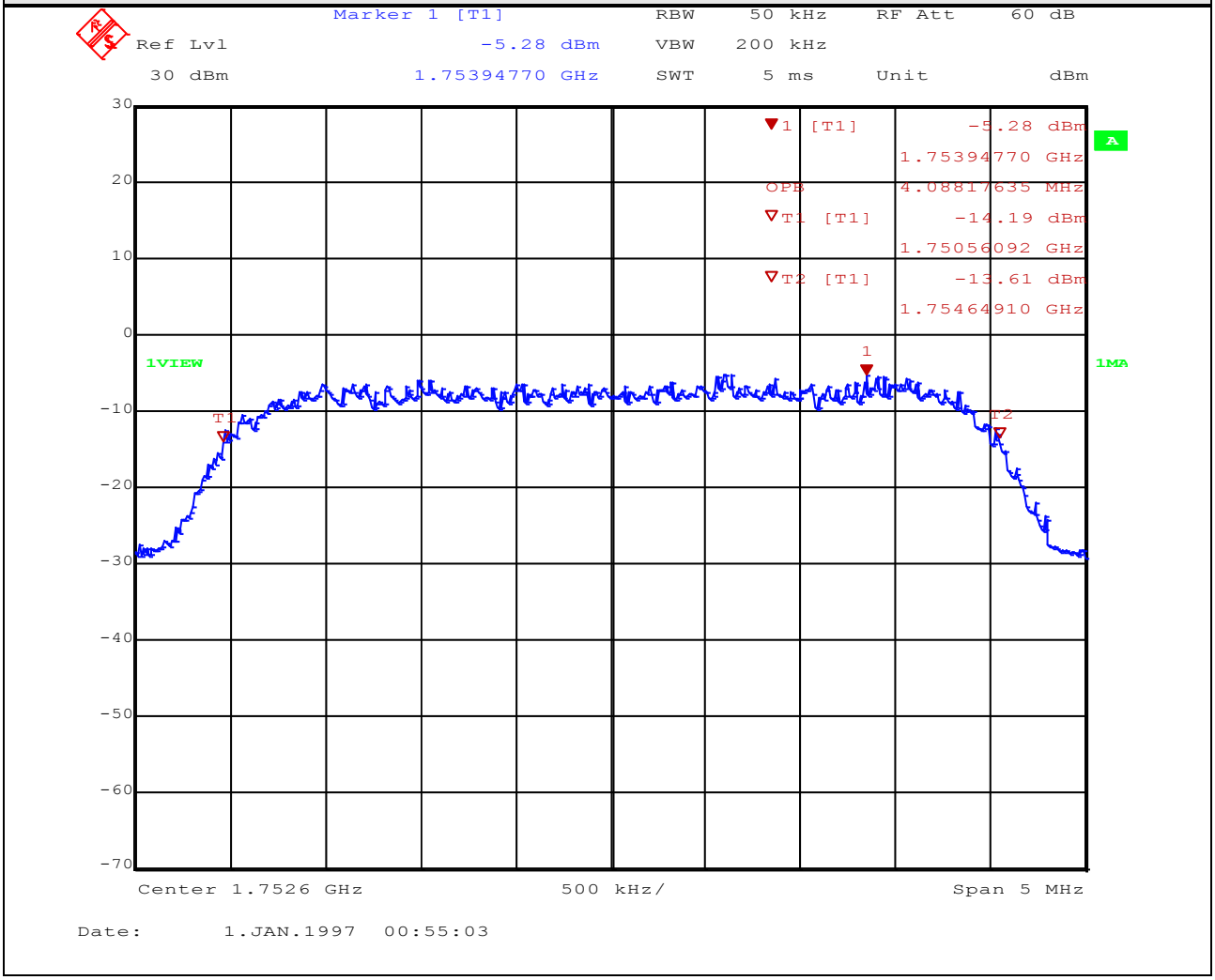

Occupied Bandwidth – W-CDMA FDD V F_{LOW}

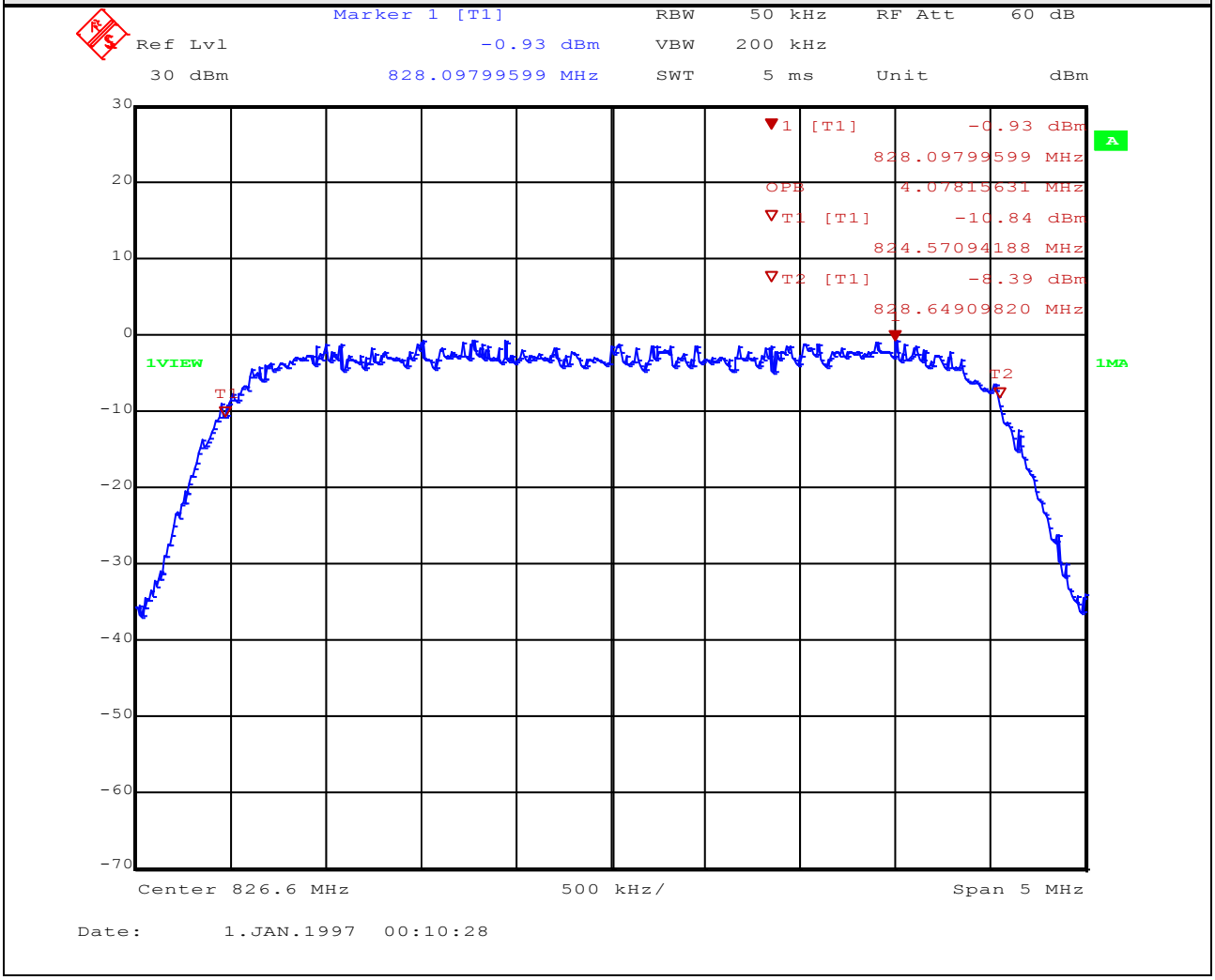

Occupied Bandwidth – W-CDMA FDD V F_{MID}

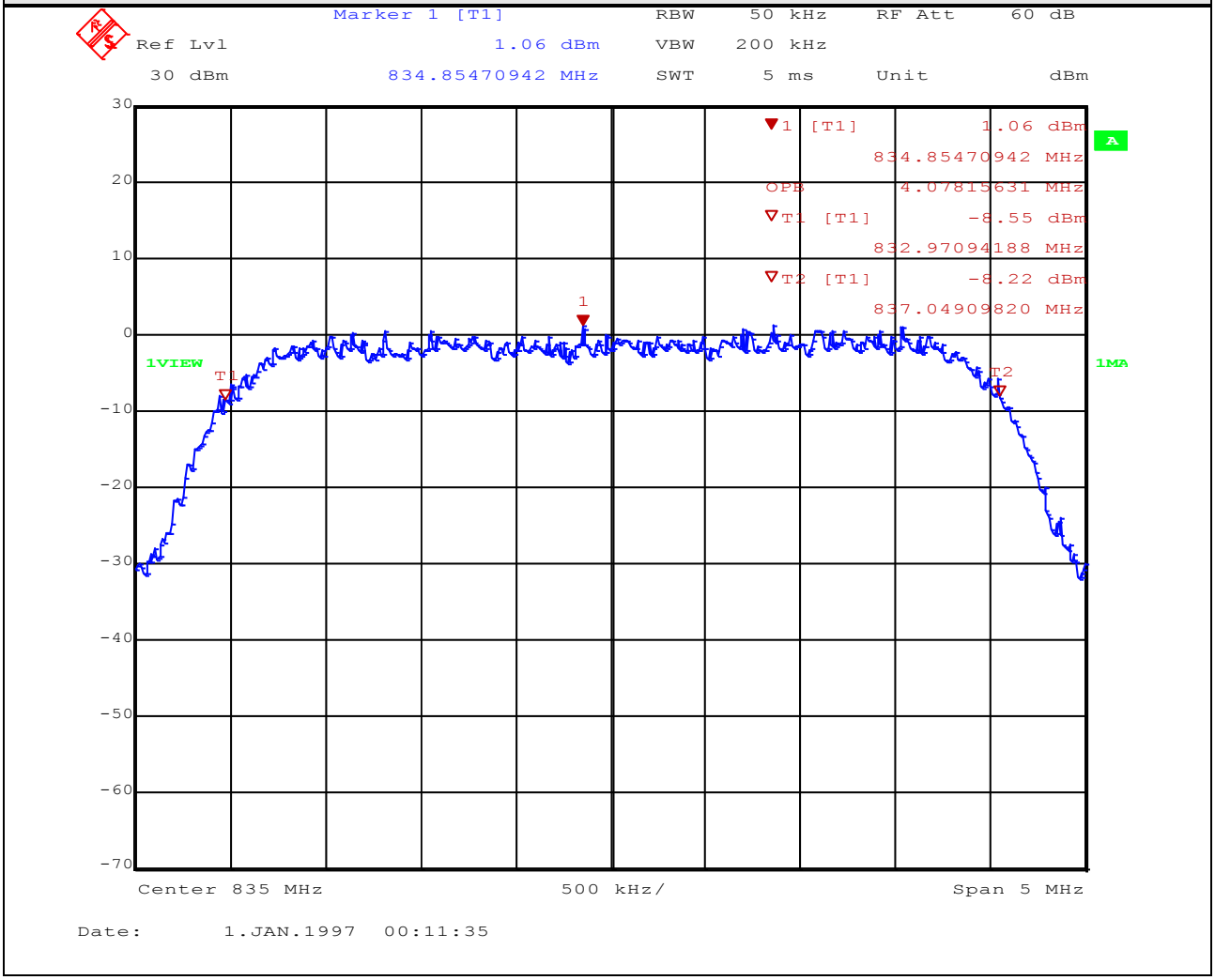

Occupied Bandwidth – W-CDMA FDD V F_{HIGH}

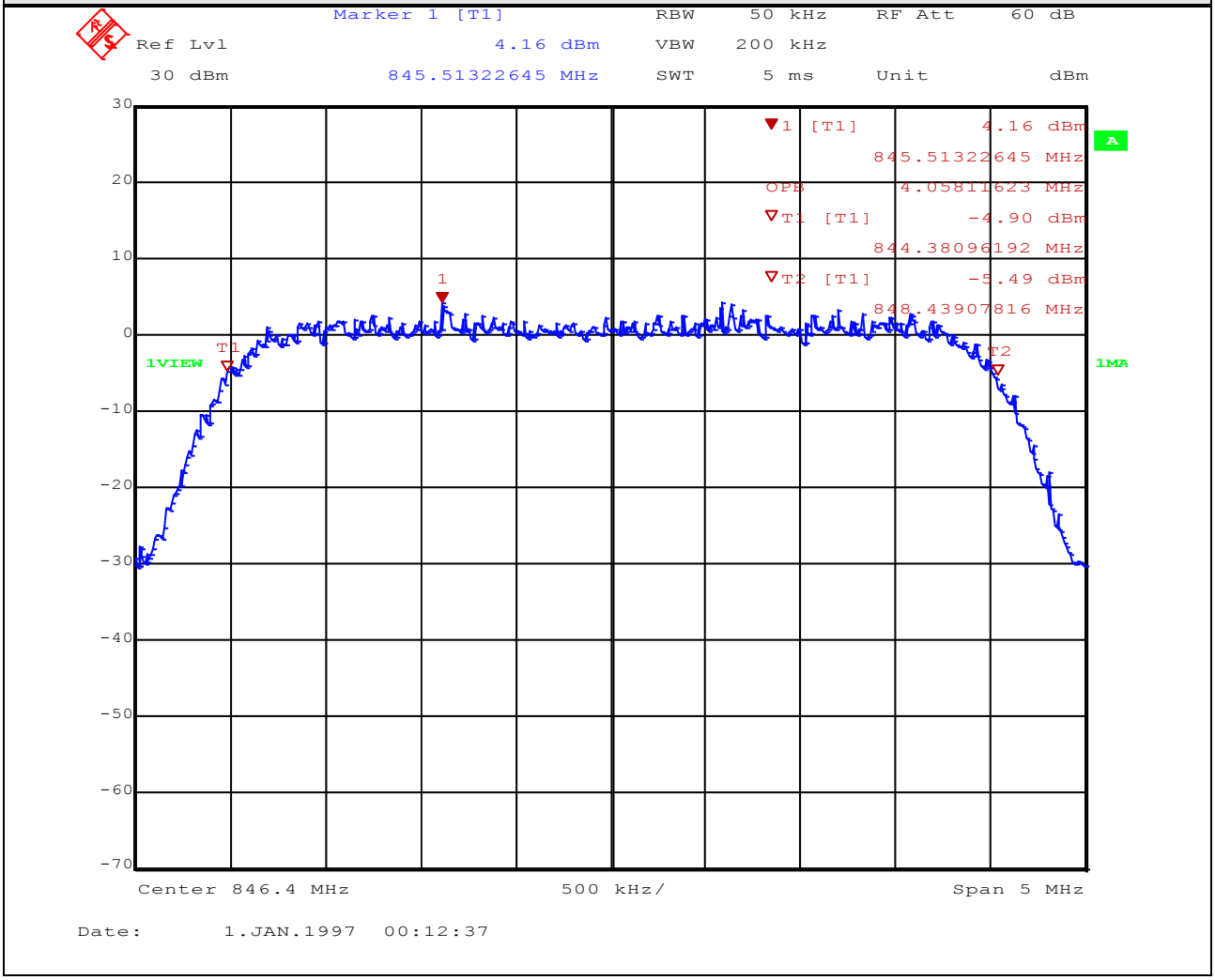

Test Conditions and Results – Effective radiated power / Equivalent isotropic radiated power

Radiated power acc. FCC 22H / FCC 24E / FCC 27C / IC RSS-132 / IC RSS-133 / IC RSS-139	**Verdict: PASS**
EUT requirement rule parts and clause	Reference
	FCC § 22.913(a) / FCC § 24.232(c) / FCC § 27.50(d) IC RSS-132 § 4.4 / IC RSS-133 § 6.4 / IC RSS-139 § 6.4
Test according to measurement reference	Reference Method
	FCC § 22.913(a) / FCC § 24.232(c) / FCC § 27.50(d) / ANSI/TIA-603-C IC RSS-132 § 4.4 / IC RSS-133 § 6.4 / IC RSS-139 § 6.4
Test frequency range	Tested frequencies
	F_{LOW} / F_{MID} / F_{HIGH}

Limits

Frequency range	Equipment type	Power limit
824-849 MHz	Mobile transmitter	FCC : 7 Watts (38.45 dBm) e.r.p. IC : 11.5 Watts (40.6 dBm) e.i.r.p.
1710-1755MHz	Mobile transmitter	FCC : 1 Watts (30dBm) e.i.r.p. IC : 1 Watts (30dBm) e.i.r.p.
1850-1910 MHz	Mobile transmitter	FCC : 2 Watts (33 dBm) e.i.r.p. IC : 2 Watts (33 dBm) e.i.r.p.

Test setup

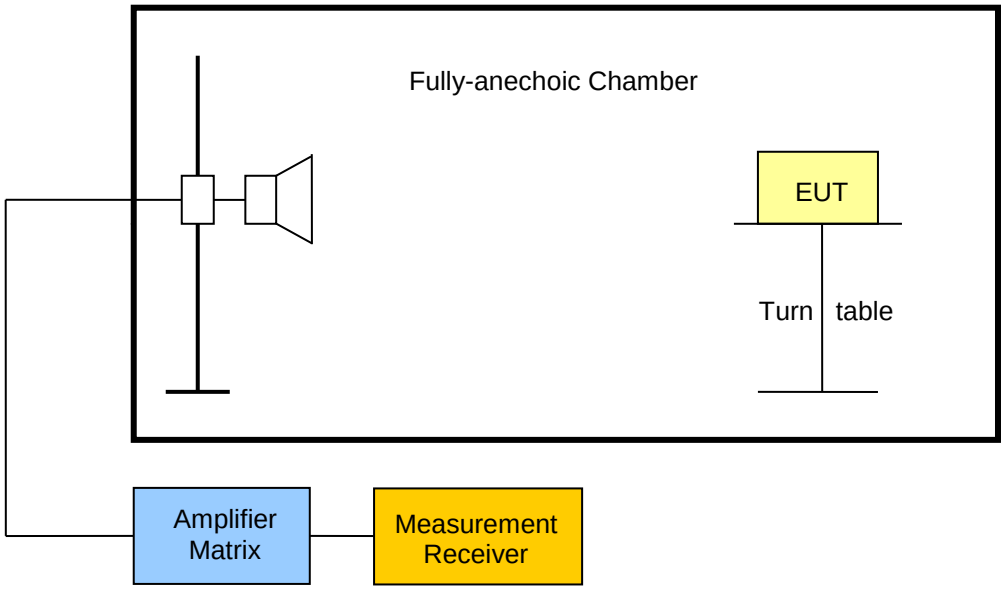

Test procedure

1. EUT set to test mode
2. The radiated power is measured with a measurement antenna in vertical polarization
3. To obtain maximum level the EUT is rotated
4. The EUT is replaced with a half-wave dipole and the power to the dipole is adjusted to obtain same radiated power measurement value

Test results – GSM850 E.R.P.							
Channel	Frequency [MHz]	Mode	Pol.	Power [dBm e.r.p]	Limit [dBm e.r.p]	Margin [dB]	Result
F_{LOW}	823.948	GPRS850	ver	24.2	38.45	-14.26	PASS
F_{LOW}	823.948	GPRS850	hor	21.3	38.45	-17.13	PASS
F_{MID}	836.156	GPRS850	ver	25.3	38.45	-13.17	PASS
F_{MID}	836.312	GPRS850	hor	23.2	38.45	-15.22	PASS
F_{HIGH}	848.792	GPRS850	ver	26.3	38.45	-12.11	PASS
F_{HIGH}	848.896	GPRS850	hor	24.0	38.45	-14.42	PASS
Test results – GSM850 E.I.R.P.							
Channel	Frequency [MHz]	Mode	Pol.	Power [dBm e.i.r.p]	Limit [dBm e.i.r.p]	Margin [dB]	Result
F_{LOW}	823.948	GPRS850	ver	26.35	40.6	-14.25	PASS
F_{LOW}	823.948	GPRS850	hor	23.45	40.6	-17.15	PASS
F_{MID}	836.156	GPRS850	ver	27.45	40.6	-13.15	PASS
F_{MID}	836.312	GPRS850	hor	25.35	40.6	-15.25	PASS
F_{HIGH}	848.792	GPRS850	ver	28.45	40.6	-12.15	PASS
F_{HIGH}	848.896	GPRS850	hor	26.15	40.6	-14.45	PASS
Test results – GSM850 E.R.P.							
Channel	Frequency [MHz]	Mode	Pol.	Power [dBm e.i.r.p]	Limit [dBm e.i.r.p]	Margin [dB]	Result
F_{LOW}	823.948	EGPRS850	ver	22.50	38.45	-15.95	PASS
F_{LOW}	823.948	EGPRS850	hor	18.70	38.45	-19.75	PASS
F_{MID}	836.156	EGPRS850	ver	24.10	38.45	-14.35	PASS
F_{MID}	836.312	EGPRS850	hor	19.10	38.45	-19.35	PASS
F_{HIGH}	848.792	EGPRS850	ver	26.20	38.45	-12.25	PASS
F_{HIGH}	848.896	EGPRS850	hor	20.70	38.45	-17.75	PASS
Test results – GSM850 E.I.R.P.							
Channel	Frequency [MHz]	Mode	Pol.	Power [dBm e.i.r.p]	Limit [dBm e.i.r.p]	Margin [dB]	Result
F_{LOW}	823.948	EGPRS850	ver	24.65	40.6	-15.95	PASS
F_{LOW}	823.948	EGPRS850	hor	20.85	40.6	-19.75	PASS
F_{MID}	836.156	EGPRS850	ver	26.25	40.6	-14.35	PASS
F_{MID}	836.312	EGPRS850	hor	21.25	40.6	-19.35	PASS
F_{HIGH}	848.792	EGPRS850	ver	28.35	40.6	-12.25	PASS
F_{HIGH}	848.896	EGPRS850	hor	22.85	40.6	-17.75	PASS

Test results – GSM1900 E.I.R.P.							
Channel	Frequency [MHz]	Mode	Pol.	Power [dBm e.i.r.p]	Limit [dBm e.i.r.p]	Margin [dB]	Result
F_{LOW}	1850.1	GPRS1900	hor	14.9	33	-18.10	PASS
F_{LOW}	1850.2	GPRS1900	ver	15.5	33	-17.50	PASS
F_{MID}	1879.9	GPRS1900	hor	15.0	33	-18.00	PASS
F_{MID}	1880	GPRS1900	ver	14.4	33	-18.60	PASS
F_{HIGH}	1909.8	GPRS1900	ver	13.2	33	-19.80	PASS
F_{HIGH}	1909.8	GPRS1900	hor	16.9	33	-16.10	PASS
Test results – GSM1900 E.I.R.P.							
Channel	Frequency [MHz]	Mode	Pol.	Power [dBm e.i.r.p]	Limit [dBm e.i.r.p]	Margin [dB]	Result
F_{LOW}	1850.1	EGPRS1900	hor	16.6	33	-16.40	PASS
F_{LOW}	1850.2	EGPRS1900	ver	19.2	33	-13.80	PASS
F_{MID}	1879.9	EGPRS1900	hor	18.3	33	-14.70	PASS
F_{MID}	1880	EGPRS1900	ver	18.8	33	-14.20	PASS
F_{HIGH}	1909.8	EGPRS1900	ver	17.0	33	-16.00	PASS
F_{HIGH}	1909.8	EGPRS1900	hor	17.0	33	-16.00	PASS
Comments:							

Test results – WCDMA FDD V E.R.P.							
Channel	Frequency [MHz]	Mode	Pol.	Power [dBm e.r.p]	Limit [dBm e.r.p]	Margin [dB]	Result
F_{LOW}	827.056	RMC 12.2kbps	hor	11.6	38.45	-26.85	PASS
F_{LOW}	826.144	RMC 12.2kbps	ver	16.2	38.45	-22.25	PASS
F_{MID}	836.104	RMC 12.2 kbps	hor	12.3	38.45	-26.15	PASS
F_{MID}	836.152	RMC 12.2 kbps	ver	17.6	38.45	-20.85	PASS
F_{HIGH}	845.52	RMC 12.2 kbps	ver	18.9	38.45	-19.55	PASS
F_{HIGH}	847.248	RMC 12.2 kbps	hor	13.2	38.45	-25.25	PASS
Test results – WCDMA FDD V E.I.R.P.							
Channel	Frequency [MHz]	Mode	Pol.	Power [dBm e.i.r.p]	Limit [dBm e.i.r.p]	Margin [dB]	Result
F_{LOW}	827.056	RMC 12.2kbps	ver	13.75	40.6	-26.85	PASS
F_{LOW}	826.144	RMC 12.2kbps	hor	18.35	40.6	-22.25	PASS
F_{MID}	836.104	RMC 12.2 kbps	ver	14.45	40.6	-26.15	PASS
F_{MID}	836.152	RMC 12.2 kbps	hor	19.75	40.6	-20.85	PASS
F_{HIGH}	845.52	RMC 12.2 kbps	ver	21.05	40.6	-19.55	PASS
F_{HIGH}	847.248	RMC 12.2 kbps	hor	15.35	40.6	-25.25	PASS
Test results – WCDMA FDD II E.I.R.P.							
Channel	Frequency [MHz]	Mode	Pol.	Power [dBm e.i.r.p]	Limit [dBm e.i.r.p]	Margin [dB]	Result
F_{LOW}	1851.2	RMC 12.2kbps	hor	11.3	33	-21.70	PASS
F_{LOW}	1852.3	RMC 12.2kbps	ver	7.8	33	-25.20	PASS
F_{MID}	1880.2	RMC 12.2 kbps	hor	11.3	33	-21.70	PASS
F_{MID}	1880.6	RMC 12.2 kbps	ver	10.1	33	-22.90	PASS
F_{HIGH}	1906.1	RMC 12.2 kbps	hor	13.8	33	-19.20	PASS
F_{HIGH}	1906.4	RMC 12.2 kbps	ver	10	33	-23.00	PASS
Test results – WCDMA FDD IV E.I.R.P.							
Channel	Frequency [MHz]	Mode	Pol.	Power [dBm e.i.r.p]	Limit [dBm e.i.r.p]	Margin [dB]	Result
F_{LOW}	1711.5	RMC 12.2kbps	hor	17.1	30	-12.90	PASS
F_{LOW}	1713.4	RMC 12.2kbps	ver	12.6	30	-17.40	PASS
F_{MID}	1738.8	RMC 12.2 kbps	hor	16.8	30	-13.20	PASS
F_{MID}	1739.6	RMC 12.2 kbps	ver	13.3	30	-16.70	PASS
F_{HIGH}	1751.2	RMC 12.2 kbps	hor	15.7	30	-14.30	PASS
F_{HIGH}	1751.3	RMC 12.2 kbps	ver	14.6	30	-15.40	PASS
Comments:							

3.2 Test Conditions and Results – Transmitter radiated emissions

Transmitter radiated power acc. FCC 22H / FCC 24E / FCC 27C IC RSS-132 / IC RSS-133 / IC RSS-139	**Verdict: PASS**
Test according referenced standards	Reference Method
	FCC § 22.917(a) / FCC § 24.238(a) / FCC § 27.53(h) IC RSS-132 § 4.5 / IC RSS-133 § 6.5 / IC RSS-139 § 6.5
Test according to measurement reference	Reference Method
	ANSI/TIA-603-C
Test frequency range	Tested frequencies
	30 MHz – 10th Harmonic

Limits

Frequency range	Limit
824-849 MHz	Attenuation below transmitter power ≥ 43 + 10 · $\log_{10}$(P) [dB] = -13 dBm
1710-1755MHz	Attenuation below transmitter power ≥ 43 + 10 · $\log_{10}$(P) [dB] = -13 dBm
1850-1910 MHz	Attenuation below transmitter power ≥ 43 + 10 · $\log_{10}$(P) [dB] = -13 dBm

Test setup

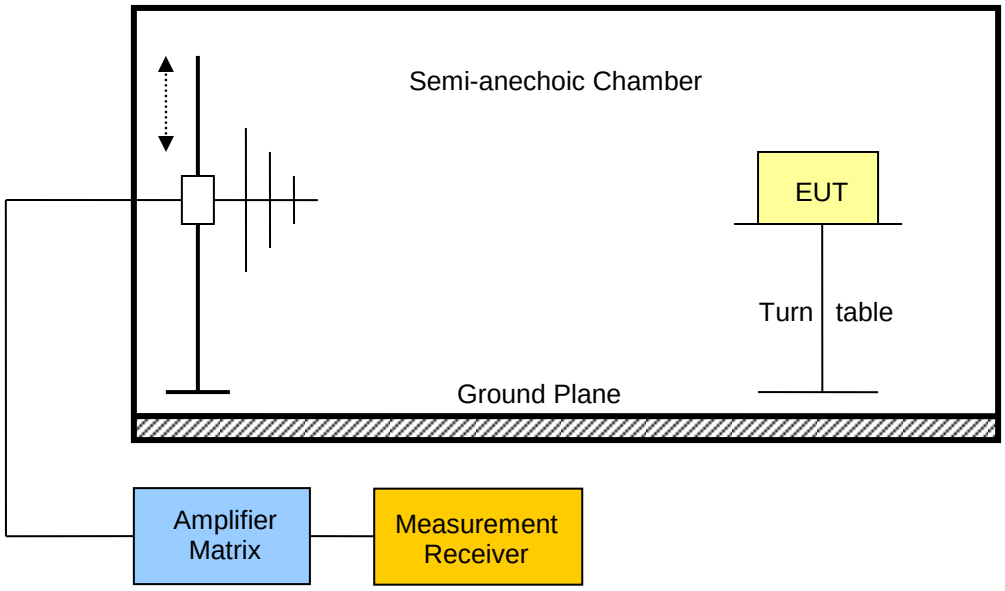

Test procedure

1. EUT set to test mode
2. Maximum emission level is measured by rotating the EUT and adjusting the antenna height for vertical polarization
3. The EUT is replaced by a substitution antenna and generator
4. The power level is set to obtain the same power reading
5. Measurement is repeated for horizontal polarization

Test results – GPRS850							
Channel	Frequency [MHz]	Mode	Emission [MHz]	Level [dbm]	Pol.	Limit [dBm]	Margin [dB]
F_{LOW}	824.2	GPRS850	823.992	-27.70	hor	-13.00	-14.67
F_{LOW}	824.2	GPRS850	823.996	-21.80	ver	-13.00	-08.80
F_{HIGH}	848.8	GPRS850	849	-23.90	hor	-13.00	-10.88
F_{HIGH}	848.8	GPRS850	849.02	-21.20	ver	-13.00	-08.23
Test results – GPRS1900							
Channel	Frequency [MHz]	Mode	Emission [MHz]	Level [dbm]	Pol.	Limit [dBm]	Margin [dB]
F_{HIGH}	1909.8	GPRS1900	3908	-29.40	hor	-13.00	-16.40
Test results – W-CDMA FDD II							
Channel	Frequency [MHz]	Mode	Emission [MHz]	Level [dbm]	Pol.	Limit [dBm]	Margin [dB]
F_{LOW}	1852.6	RMC 12.2kbps	1843	-30.60	hor	-13.00	-17.55
Test results – W-CDMA FDD IV							
Channel	Frequency [MHz]	Mode	Emission [MHz]	Level [dbm]	Pol.	Limit [dBm]	Margin [dB]
F_{LOW}	1712.4	RMC 12.2kbps	1704	-26.20	hor	-13.00	-13.17
F_{HIGH}	1752.6	RMC 12.2kbps	1760	-18.10	hor	-13.00	-05.10
Test results – W-CDMA FDD V							
Channel	Frequency [MHz]	Mode	Emission [MHz]	Level [dbm]	Pol.	Limit [dBm]	Margin [dB]
F_{LOW}	826.4	RMC 12.2kbps	821.754	-30.20	ver	-13.00	-17.19
F_{HIGH}	4233	RMC 12.2kbps	850	-27.20	ver	-13.00	-14.24
Comments:							

3.3 Test Conditions and Results – Receiver radiated emissions

Receiver radiated emissions acc. IC RSS-210				**Verdict: PASS**
Test according referenced standards	Reference Method			
	IC RSS-210 A8.5			
Test according to measurement reference	Reference Method			
	ANSI C63.4			
Test frequency range	Tested frequencies			
	30 MHz – 3th Harmonic			
EUT test mode	Receive			
Limits				
Frequency range [MHz]	Detector	Limit [µV/m]	Limit [dBµV/m]	Limit Distance [m]
30 – 88	Quasi-Peak	100	40	3
88 – 216	Quasi-Peak	150	43.5	3
216 – 960	Quasi-Peak	200	46	3
960 – 1000	Quasi-Peak	500	54	3
> 1000	Average	500	54	3
Test setup				

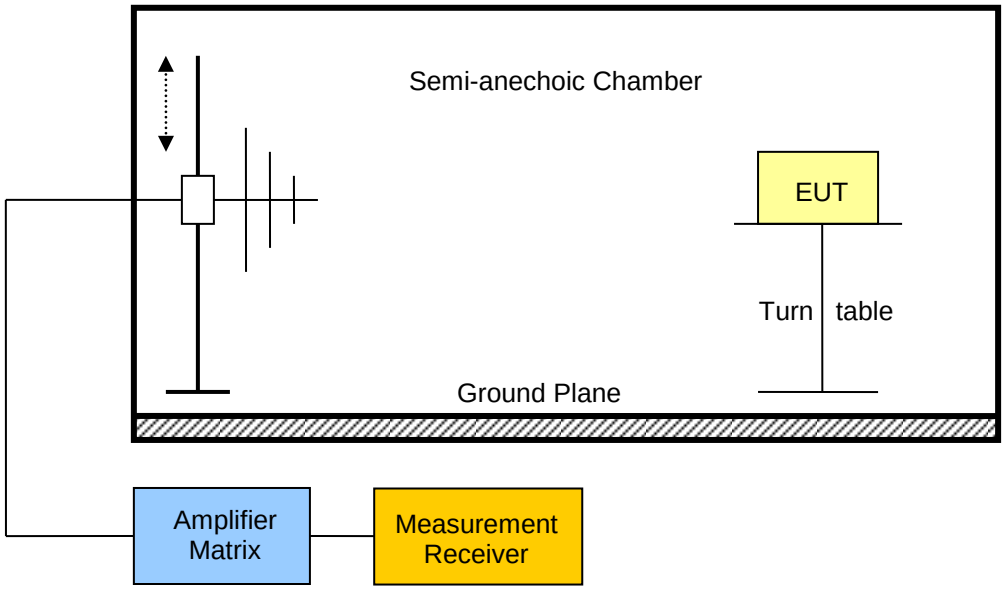

Test procedure
1. EUT set to receive mode (Communication tester is used if needed) 2. Span it set according to measurement range 3. Resolution bandwidth below 1GHz is set according to CISPR 16 with peak/quasi-peak detector and RBW of 1MHz with peak/average detector is used above 1GHz 4. Markers are set to peak emission levels

Test results

Channel	Frequency [MHz]	Emission [MHz]	Emission Level [dbµV/m]	Emission Level [µV/m]	Det.	Limit [µV/m]	Margin [µV/m]
F_{HIGH}	1909.8	7424	51.89	393.10	pk	500	-106.90

Comments:
* Physical distance between EUT and measurement antenna.
** Emission level corresponds to ambient noise floor

ANNEX A Transmitter radiated spurious emissions

Spurious emissions according to FCC part 22 Subpart H

Project number: G0M-1407-3973

Applicant:	BARTEC PIXAVI AS
EUT Name:	Smartphone
Model:	ImpactX
Test Site:	Eurofins Product Service GmbH
Operator:	Mr. Handrik
Test Conditions:	Tnom: 24°C, Vnom: 3.7 V DC
Antenna:	Rohde & Schwarz HK 116, Vertical
Measurement distance:	3 m
Mode:	TX; GPRS850, Ch. 128, 1 uplink timeslot, Gamma 3
Test Date:	2014-09-23
Note:	EUT vertical

Index 56

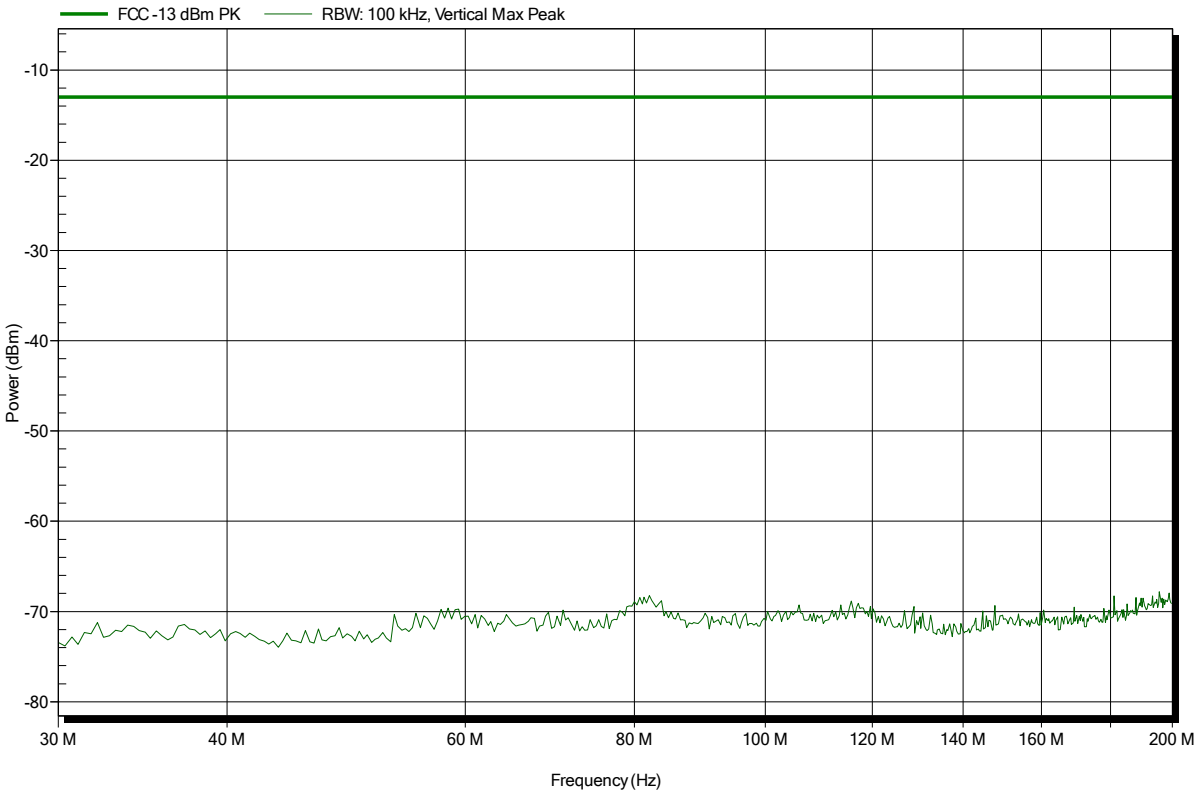

Spurious emissions according to FCC part 22 Subpart H

Project number: G0M-1407-3973

Applicant:	BARTEC PIXAVI AS
EUT Name:	Smartphone
Model:	ImpactX
Test Site:	Eurofins Product Service GmbH
Operator:	Mr. Handrik
Test Conditions:	Tnom: 24°C, Vnom: 3.7 V DC
Antenna:	Rohde & Schwarz HK 116, Horizontal
Measurement distance:	3 m
Mode:	TX; GPRS850, Ch. 128, 1 uplink timeslot, Gamma 3
Test Date:	2014-09-23
Note:	EUT vertical

Index 61

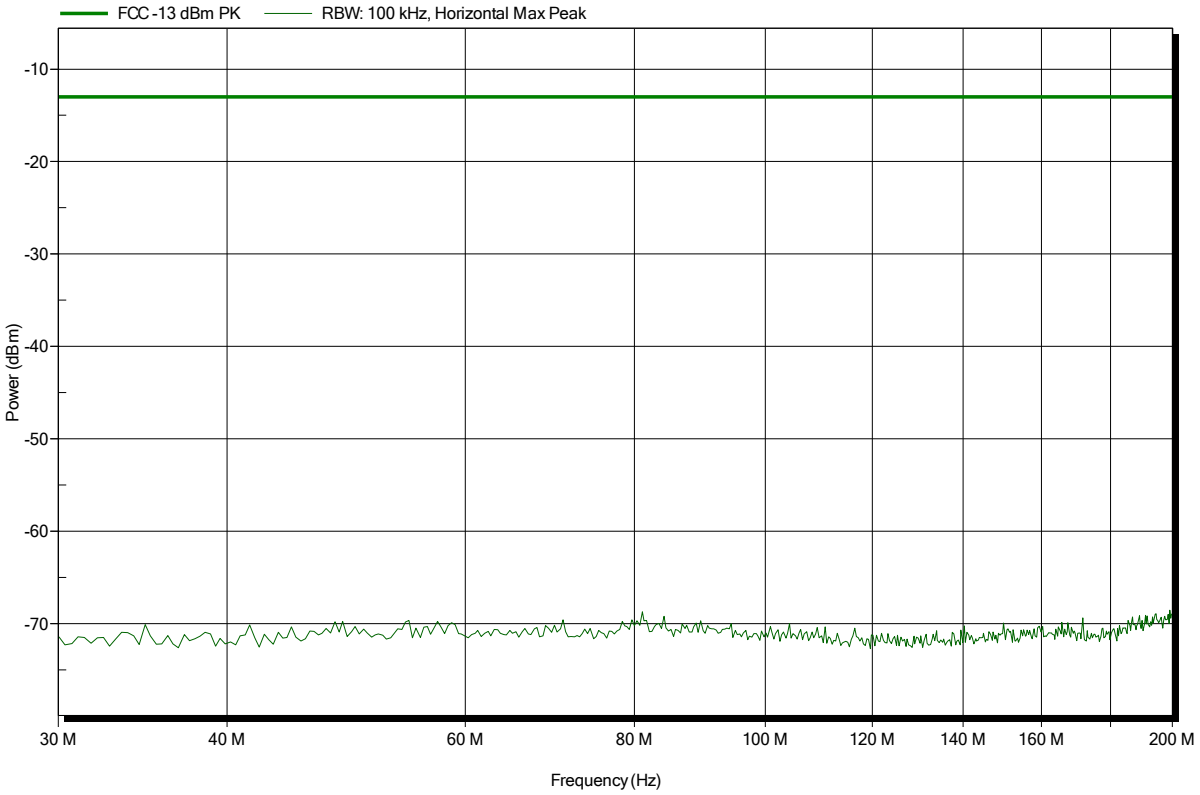

Spurious emissions according to FCC part 22 Subpart H

Project number: G0M-1407-3973

Applicant:	BARTEC PIXAVI AS
EUT Name:	Smartphone
Model:	ImpactX
Test Site:	Eurofins Product Service GmbH
Operator:	Mr. Handrik
Test Conditions:	Tnom: 24°C, Vnom: 3.7 V DC
Antenna:	Rohde & Schwarz HL 223, Vertical
Measurement distance:	3 m
Mode:	TX; GPRS850, Ch. 128, 1 uplink timeslot, Gamma 3
Test Date:	2014-09-23
Note:	EUT vertical

Index 13

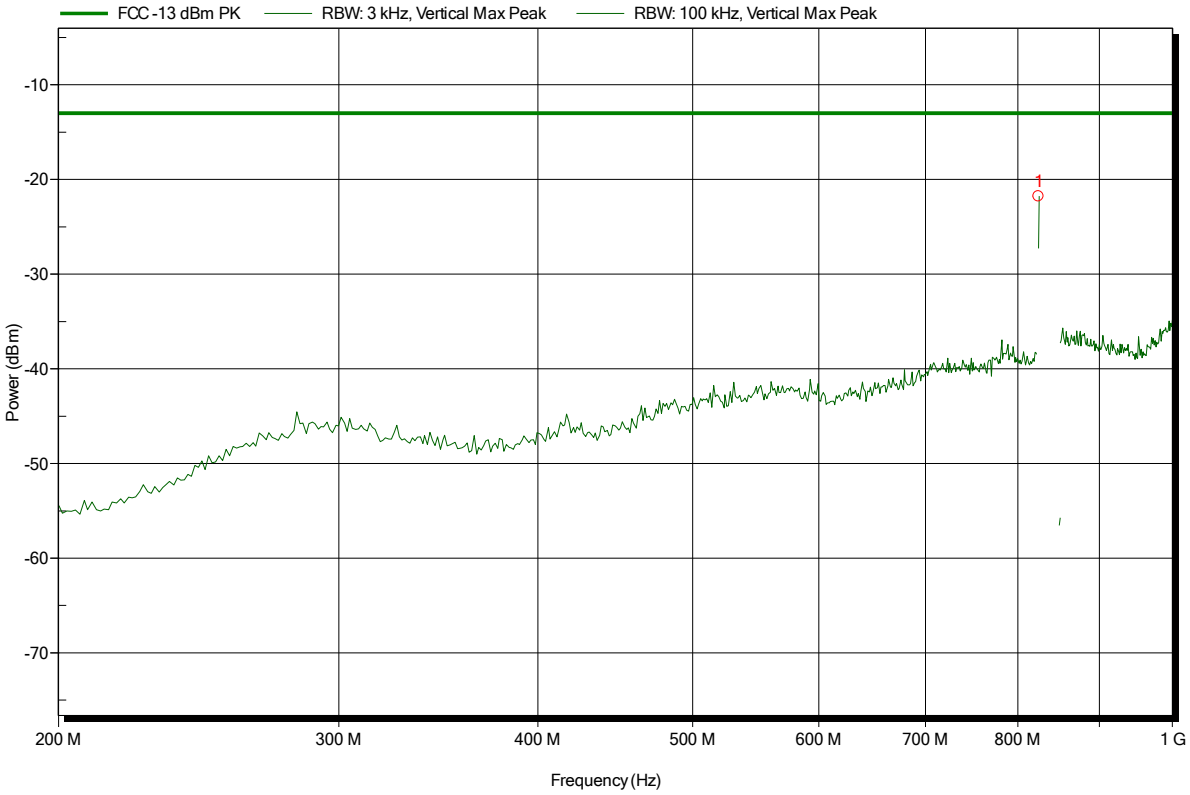

Frequency	Peak	Peak Limit	Peak Difference	Peak Status
823.996 MHz	-21.8 dBm	-13 dBm	-8.8 dB	Pass

Spurious emissions according to FCC part 22 Subpart H

Project number: G0M-1407-3973

Applicant:	BARTEC PIXAVI AS
EUT Name:	Smartphone
Model:	ImpactX
Test Site:	Eurofins Product Service GmbH
Operator:	Mr. Handrik
Test Conditions:	Tnom: 24°C, Vnom: 3.7 V DC
Antenna:	Rohde & Schwarz HL 223, Horizontal
Measurement distance:	3 m
Mode:	TX; GPRS850, Ch. 128, 1 uplink timeslot, Gamma 3
Test Date:	2014-09-23
Note:	EUT vertical

Index 20

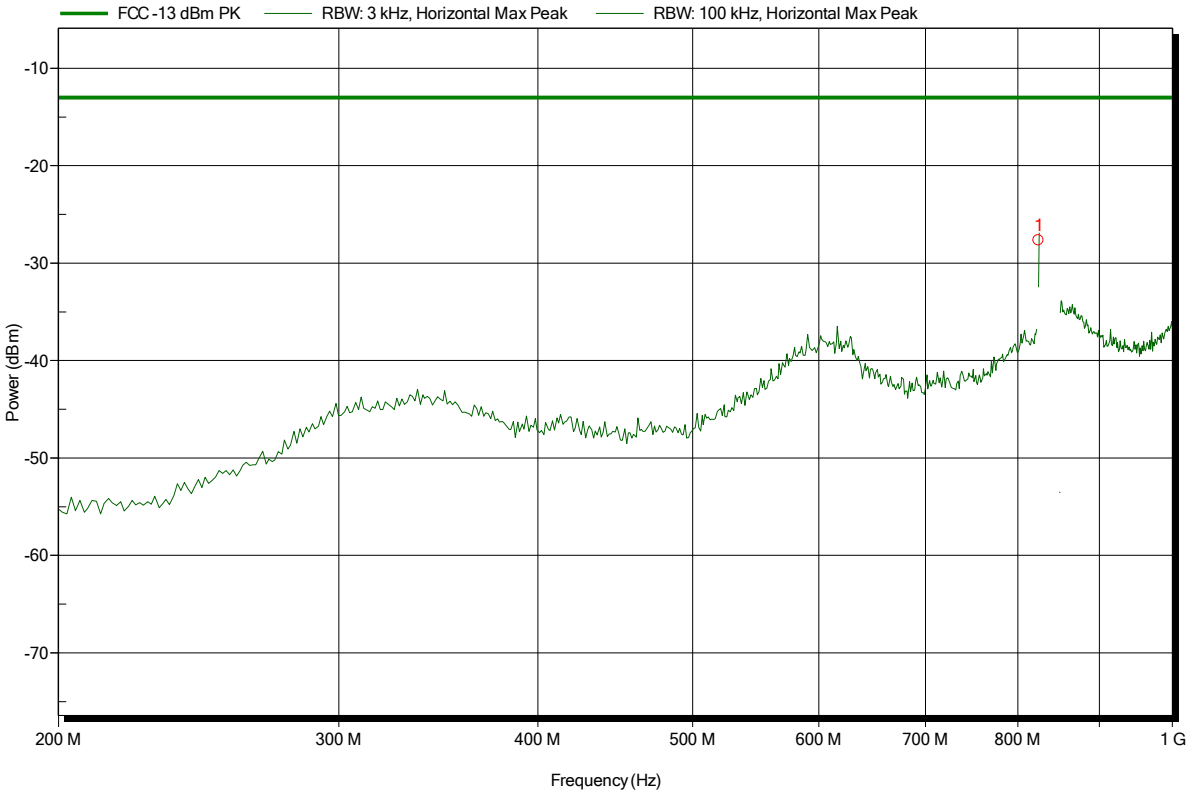

Frequency	Peak	Peak Limit	Peak Difference	Peak Status
823.992 MHz	-27.7 dBm	-13 dBm	-14.67 dB	Pass

Spurious emissions according to FCC part 22 Subpart H

Project number: G0M-1407-3973

Applicant:	BARTEC PIXAVI AS
EUT Name:	Smartphone
Model:	ImpactX
Test Site:	Eurofins Product Service GmbH
Operator:	Mr. Handrik
Test Conditions:	Tnom: 24°C, Vnom: 3.7 V DC
Antenna:	Rohde & Schwarz HL 025, Vertical
Measurement distance:	3 m
Mode:	TX; GPRS850, Ch. 128, 1 uplink timeslot, Gamma 3
Test Date:	2014-09-23
Note:	EUT vertical

Index 38

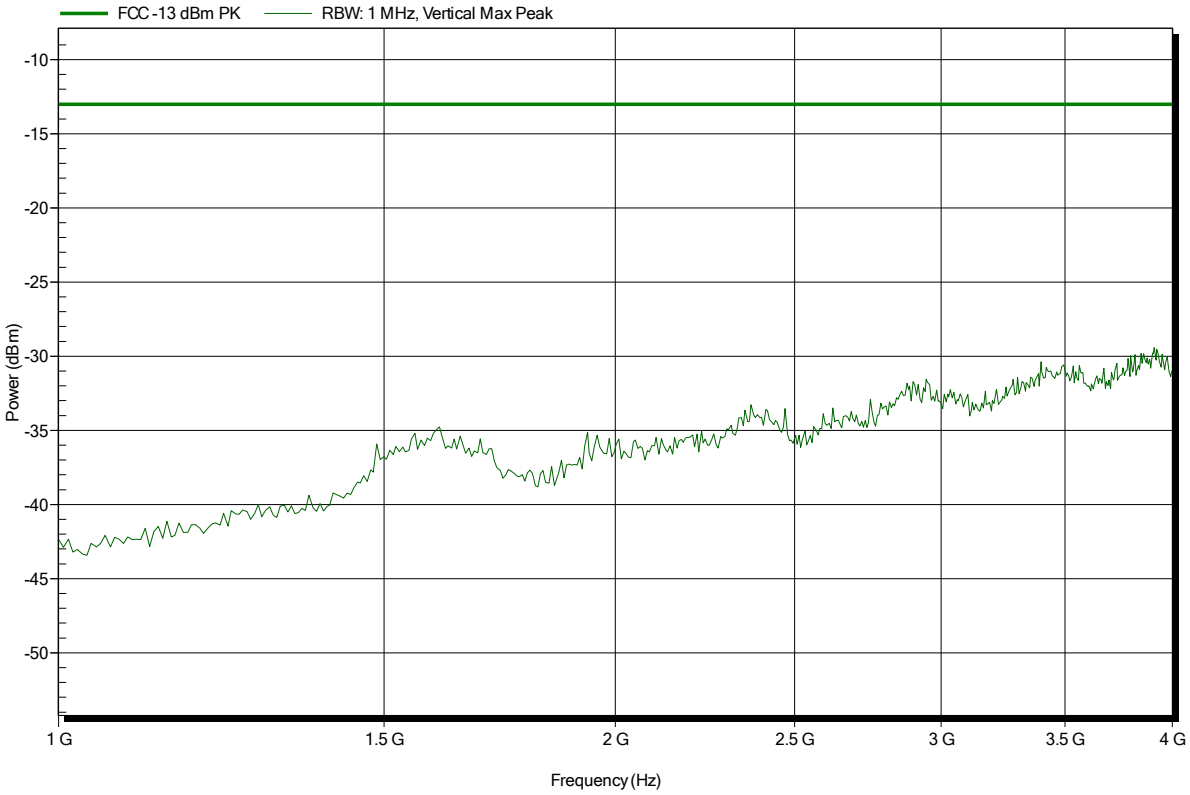

Spurious emissions according to FCC part 22 Subpart H

Project number: G0M-1407-3973

Applicant:	BARTEC PIXAVI AS
EUT Name:	Smartphone
Model:	ImpactX
Test Site:	Eurofins Product Service GmbH
Operator:	Mr. Handrik
Test Conditions:	Tnom: 24°C, Vnom: 3.7 V DC
Antenna:	Rohde & Schwarz HL 025, Horizontal
Measurement distance:	3 m
Mode:	TX; GPRS850, Ch. 128, 1 uplink timeslot, Gamma 3
Test Date:	2014-09-23
Note:	EUT vertical

Index 55

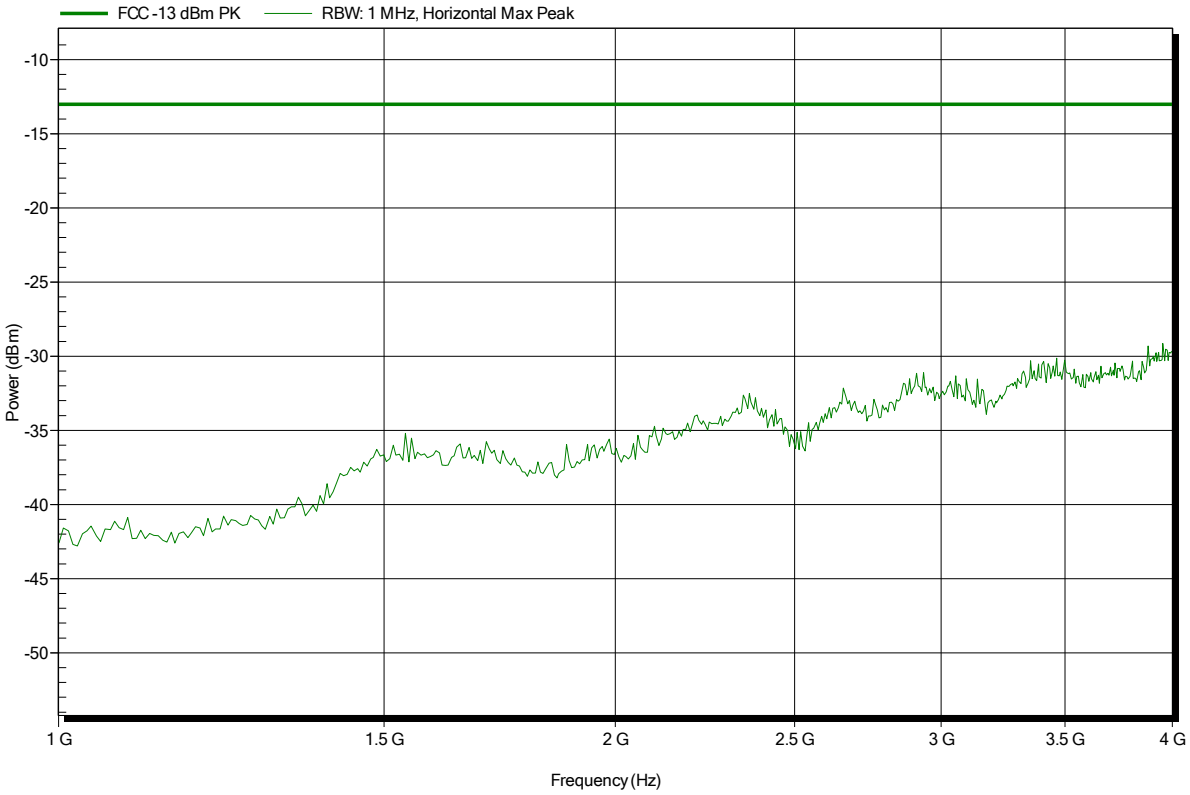

Spurious emissions according to FCC part 22 Subpart H

Project number: G0M-1407-3973

Applicant:	BARTEC PIXAVI AS
EUT Name:	Smartphone
Model:	ImpactX
Test Site:	Eurofins Product Service GmbH
Operator:	Mr. Handrik
Test Conditions:	Tnom: 24°C, Vnom: 3.7 V DC
Antenna:	Rohde & Schwarz HL 025, Vertical
Measurement distance:	3 m
Mode:	TX; GPRS850, Ch. 128, 1 uplink timeslot, Gamma 3
Test Date:	2014-09-23
Note:	EUT vertical

Index 39

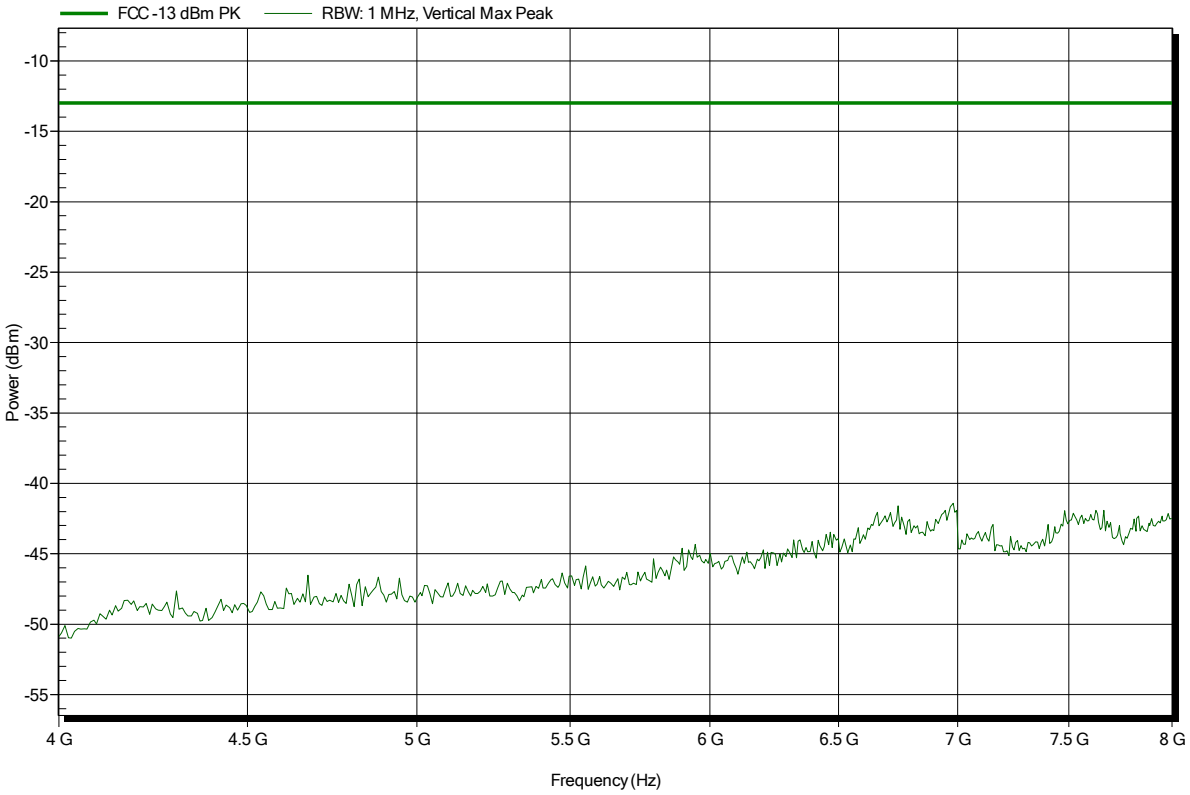

Spurious emissions according to FCC part 22 Subpart H

Project number: G0M-1407-3973

Applicant:	BARTEC PIXAVI AS
EUT Name:	Smartphone
Model:	ImpactX
Test Site:	Eurofins Product Service GmbH
Operator:	Mr. Handrik
Test Conditions:	Tnom: 24°C, Vnom: 3.7 V DC
Antenna:	Rohde & Schwarz HL 025, Horizontal
Measurement distance:	3 m
Mode:	TX; GPRS850, Ch. 128, 1 uplink timeslot, Gamma 3
Test Date:	2014-09-23
Note:	EUT vertical

Index 54

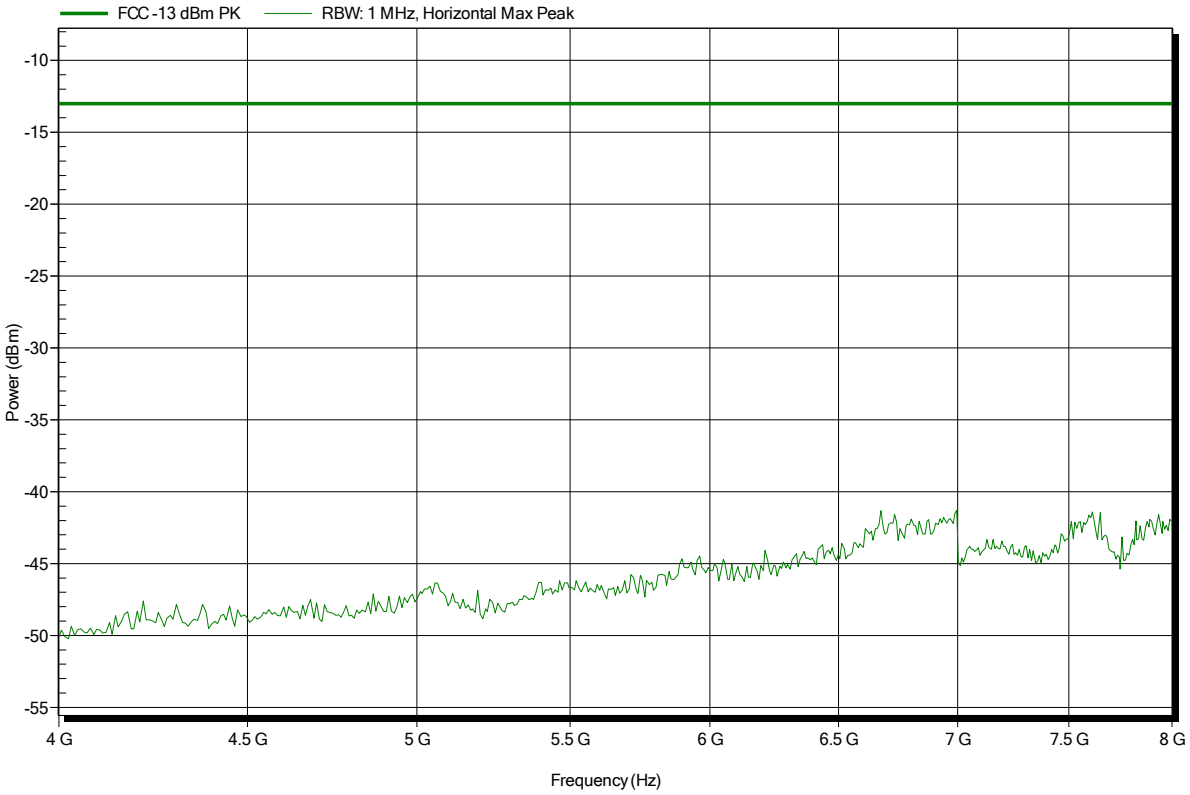

Spurious emissions according to FCC part 22 Subpart H

Project number: G0M-1407-3973

Applicant:	BARTEC PIXAVI AS
EUT Name:	Smartphone
Model:	ImpactX
Test Site:	Eurofins Product Service GmbH
Operator:	Mr. Handrik
Test Conditions:	Tnom: 24°C, Vnom: 3.7 V DC
Antenna:	Rohde & Schwarz HL 025, Vertical
Measurement distance:	3 m
Mode:	TX; GPRS850, Ch. 128, 1 uplink timeslot, Gamma 3
Test Date:	2014-09-23
Note:	EUT vertical

Index 40

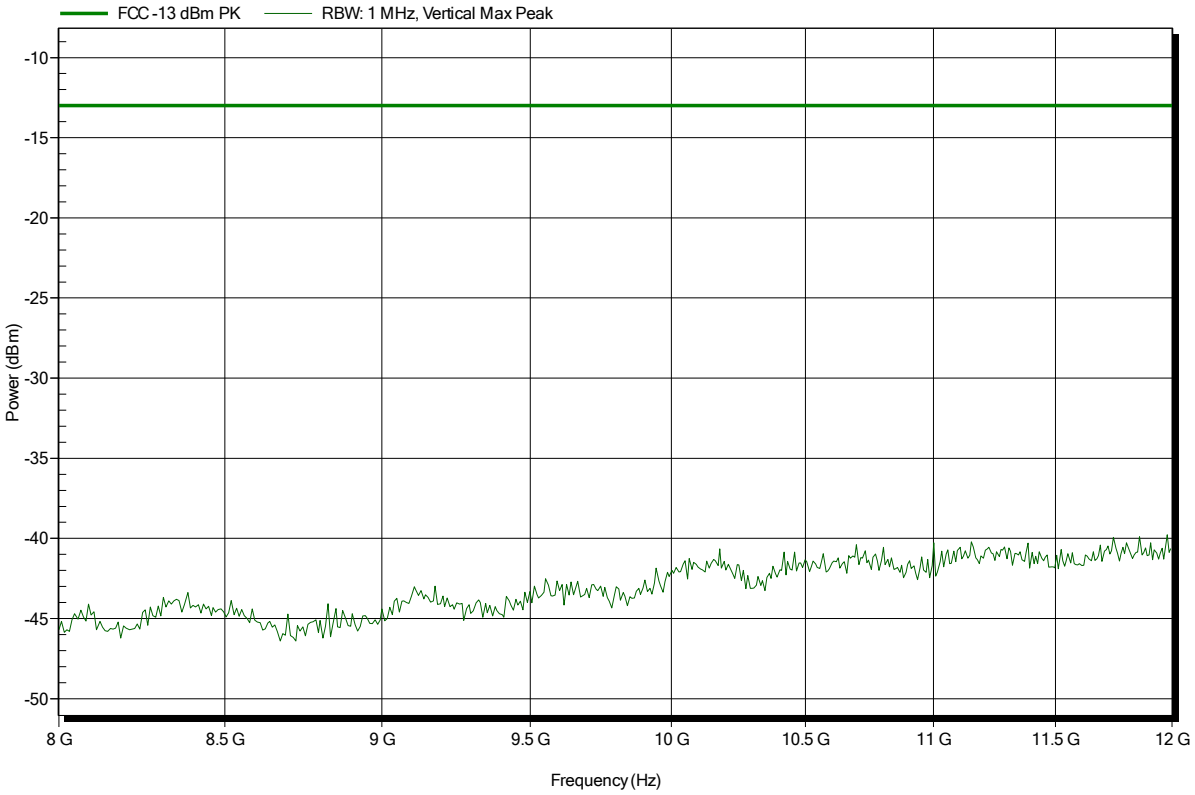

Spurious emissions according to FCC part 22 Subpart H

Project number: G0M-1407-3973

Applicant:	BARTEC PIXAVI AS
EUT Name:	Smartphone
Model:	ImpactX
Test Site:	Eurofins Product Service GmbH
Operator:	Mr. Handrik
Test Conditions:	Tnom: 24°C, Vnom: 3.7 V DC
Antenna:	Rohde & Schwarz HL 025, Horizontal
Measurement distance:	3 m
Mode:	TX; GPRS850, Ch. 128, 1 uplink timeslot, Gamma 3
Test Date:	2014-09-23
Note:	EUT vertical

Index 53

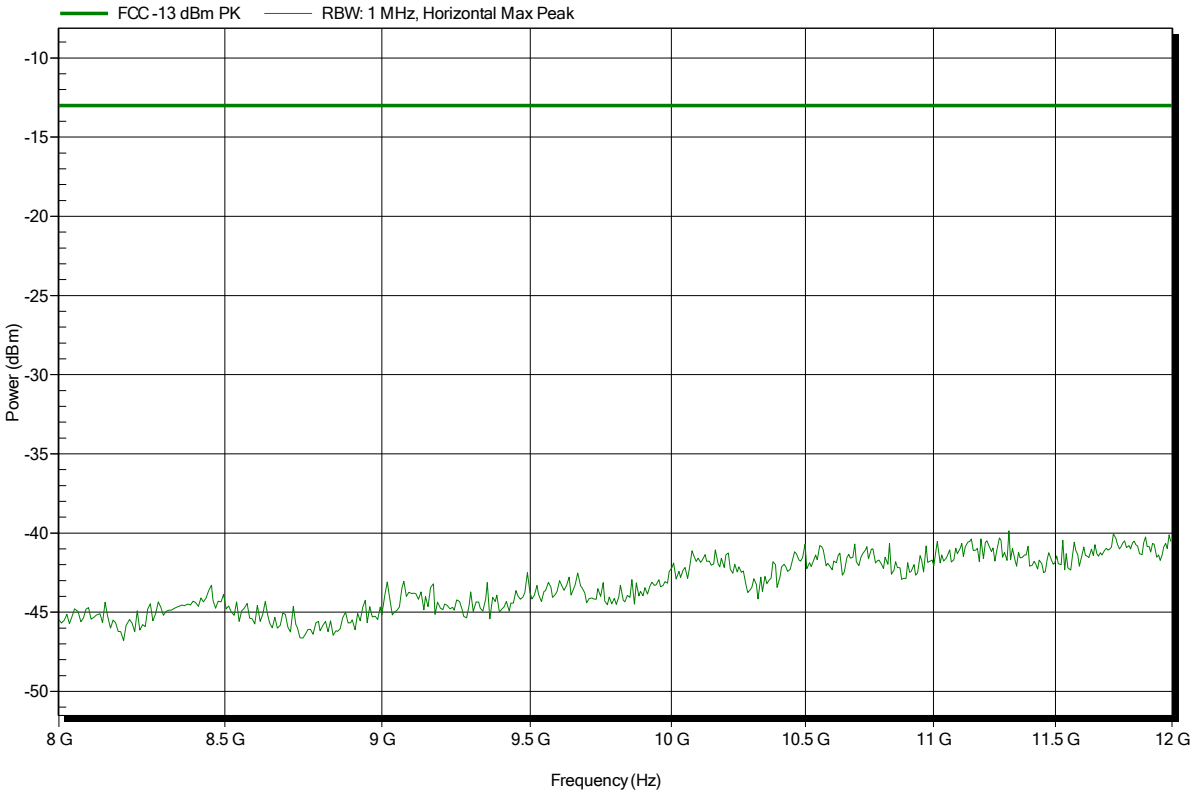

Spurious emissions according to FCC part 22 Subpart H

Project number: G0M-1407-3973

Applicant:	BARTEC PIXAVI AS
EUT Name:	Smartphone
Model:	ImpactX
Test Site:	Eurofins Product Service GmbH
Operator:	Mr. Handrik
Test Conditions:	Tnom: 24°C, Vnom: 3.7 V DC
Antenna:	Rohde & Schwarz HK 116, Vertical
Measurement distance:	3 m
Mode:	TX; GPRS850, Ch. 188, 1 uplink timeslot, Gamma 3
Test Date:	2014-09-23
Note:	EUT vertical

Index 57

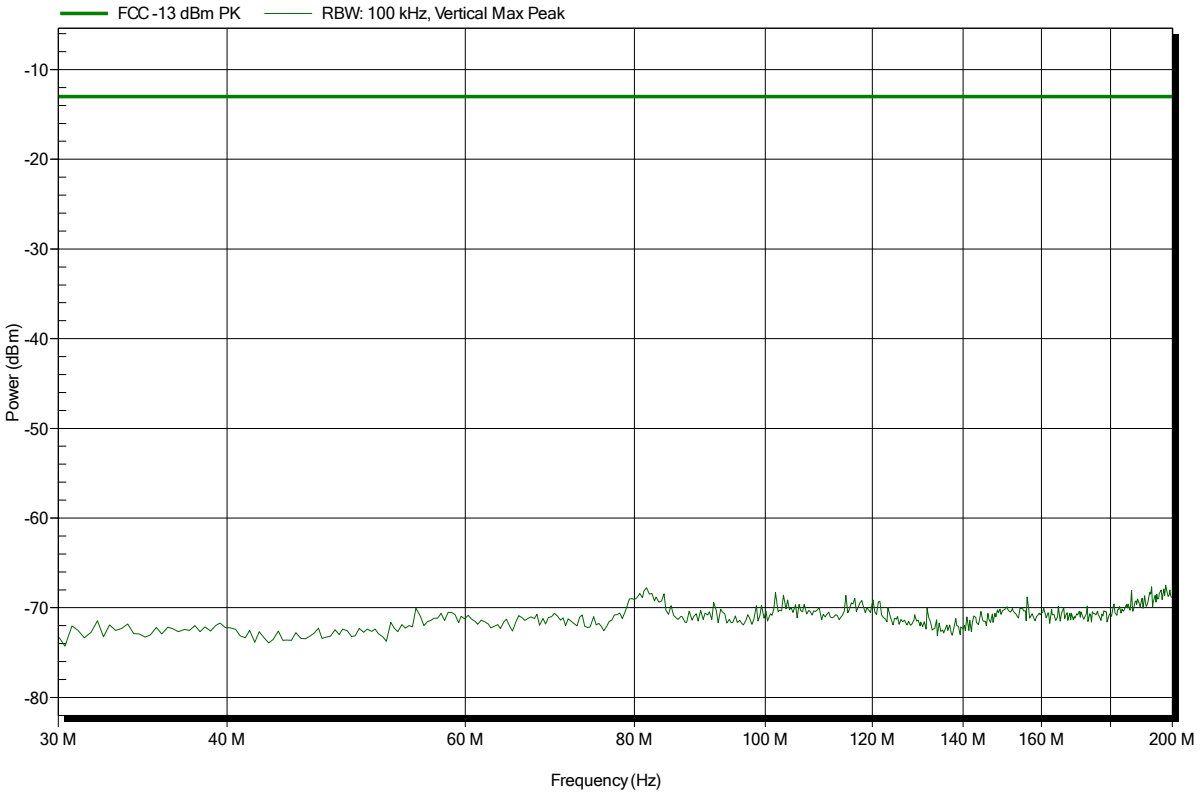

Spurious emissions according to FCC part 22 Subpart H

Project number: G0M-1407-3973

Applicant:	BARTEC PIXAVI AS
EUT Name:	Smartphone
Model:	ImpactX
Test Site:	Eurofins Product Service GmbH
Operator:	Mr. Handrik
Test Conditions:	Tnom: 24°C, Vnom: 3.7 V DC
Antenna:	Rohde & Schwarz HK 116, Horizontal
Measurement distance:	3 m
Mode:	TX; GPRS850, Ch. 188, 1 uplink timeslot, Gamma 3
Test Date:	2014-09-23
Note:	EUT vertical

Index 60

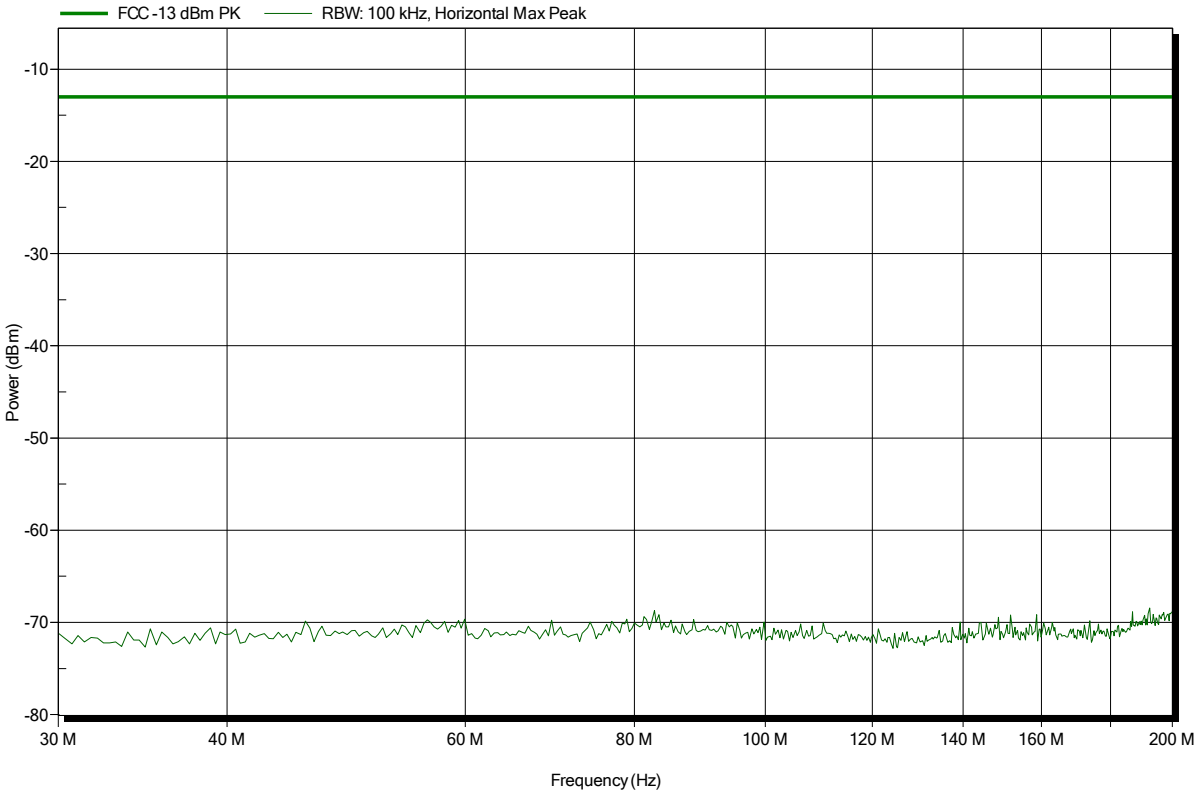

Spurious emissions according to FCC part 22 Subpart H

Project number: G0M-1407-3973

Applicant:	BARTEC PIXAVI AS
EUT Name:	Smartphone
Model:	ImpactX
Test Site:	Eurofins Product Service GmbH
Operator:	Mr. Handrik
Test Conditions:	Tnom: 24°C, Vnom: 3.7 V DC
Antenna:	Rohde & Schwarz HL 223, Vertical
Measurement distance:	3 m
Mode:	TX; GPRS850, Ch. 188, 1 uplink timeslot, Gamma 3
Test Date:	2014-09-23
Note:	EUT vertical

Index 14

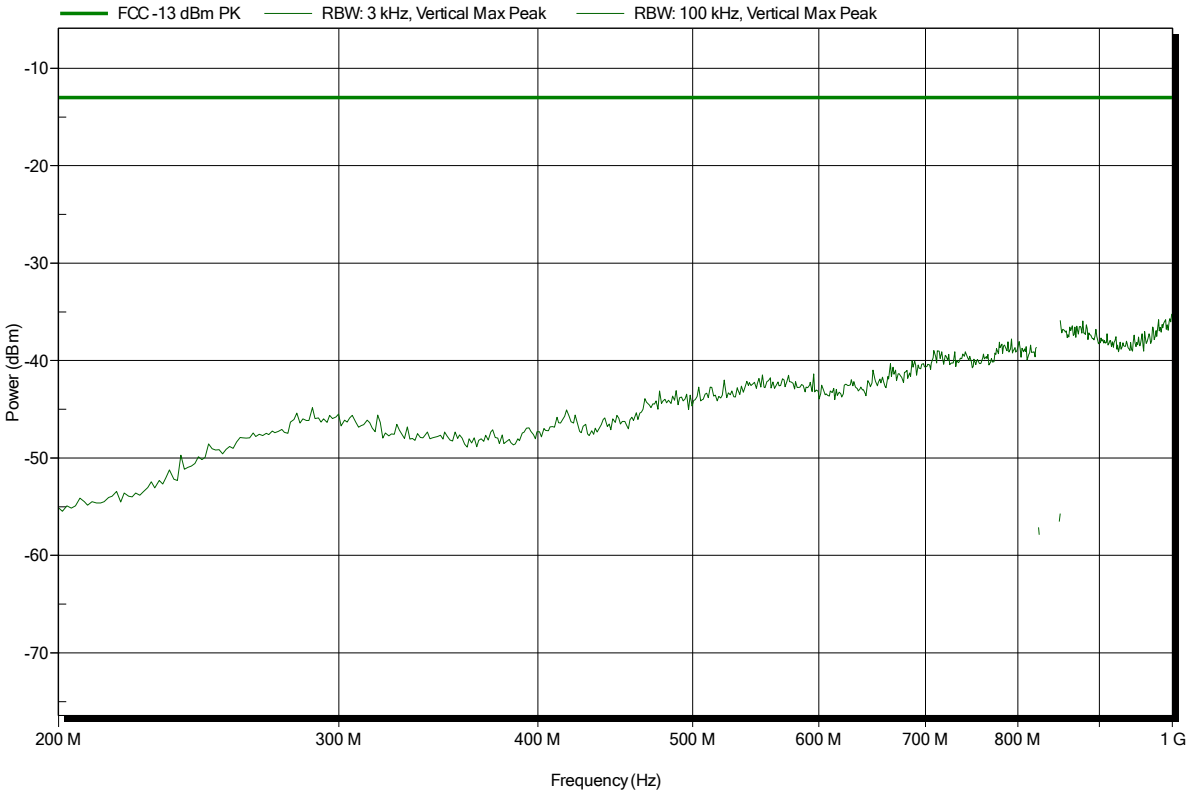

Spurious emissions according to FCC part 22 Subpart H

Project number: G0M-1407-3973

Applicant:	BARTEC PIXAVI AS
EUT Name:	Smartphone
Model:	ImpactX
Test Site:	Eurofins Product Service GmbH
Operator:	Mr. Handrik
Test Conditions:	Tnom: 24°C, Vnom: 3.7 V DC
Antenna:	Rohde & Schwarz HL 223, Horizontal
Measurement distance:	3 m
Mode:	TX; GPRS850, Ch. 188, 1 uplink timeslot, Gamma 3
Test Date:	2014-09-23
Note:	EUT vertical

Index 19

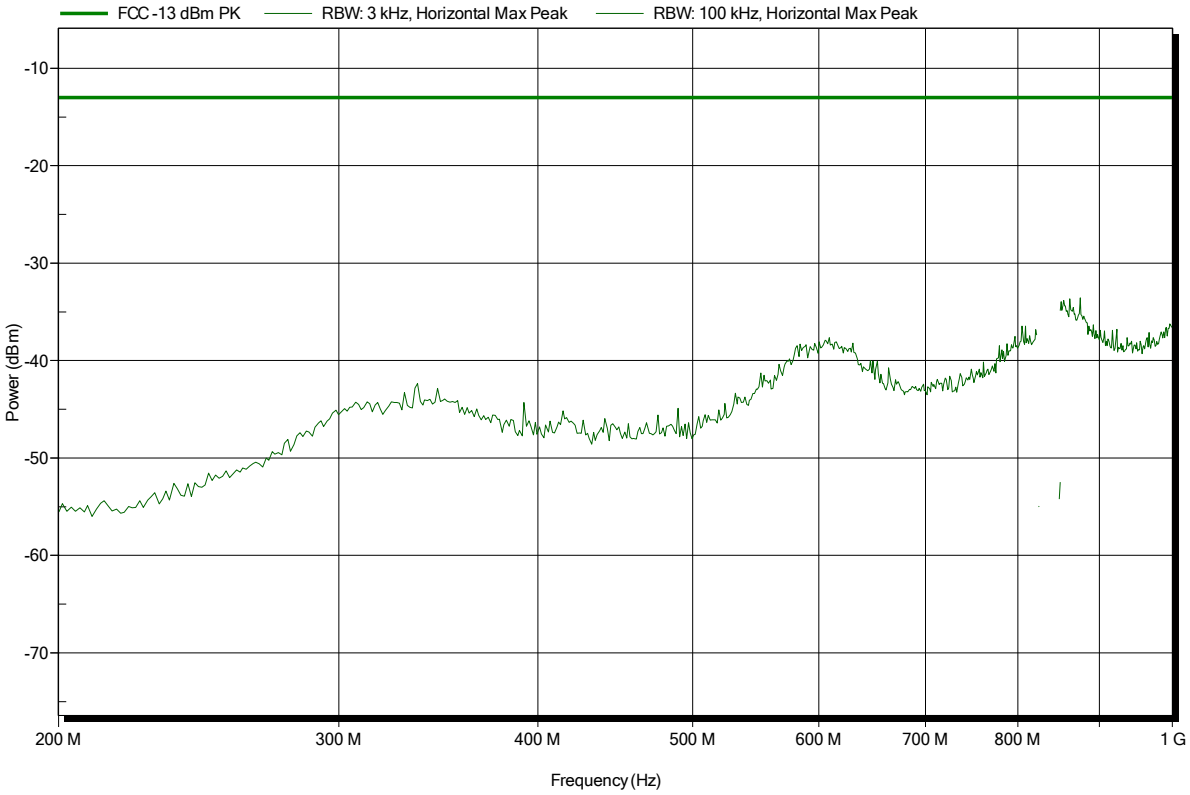

Spurious emissions according to FCC part 22 Subpart H

Project number: G0M-1407-3973

Applicant:	BARTEC PIXAVI AS
EUT Name:	Smartphone
Model:	ImpactX
Test Site:	Eurofins Product Service GmbH
Operator:	Mr. Handrik
Test Conditions:	Tnom: 24°C, Vnom: 3.7 V DC
Antenna:	Rohde & Schwarz HL 025, Vertical
Measurement distance:	3 m
Mode:	TX; GPRS850, Ch. 188, 1 uplink timeslot, Gamma 3
Test Date:	2014-09-23
Note:	EUT vertical

Index 43

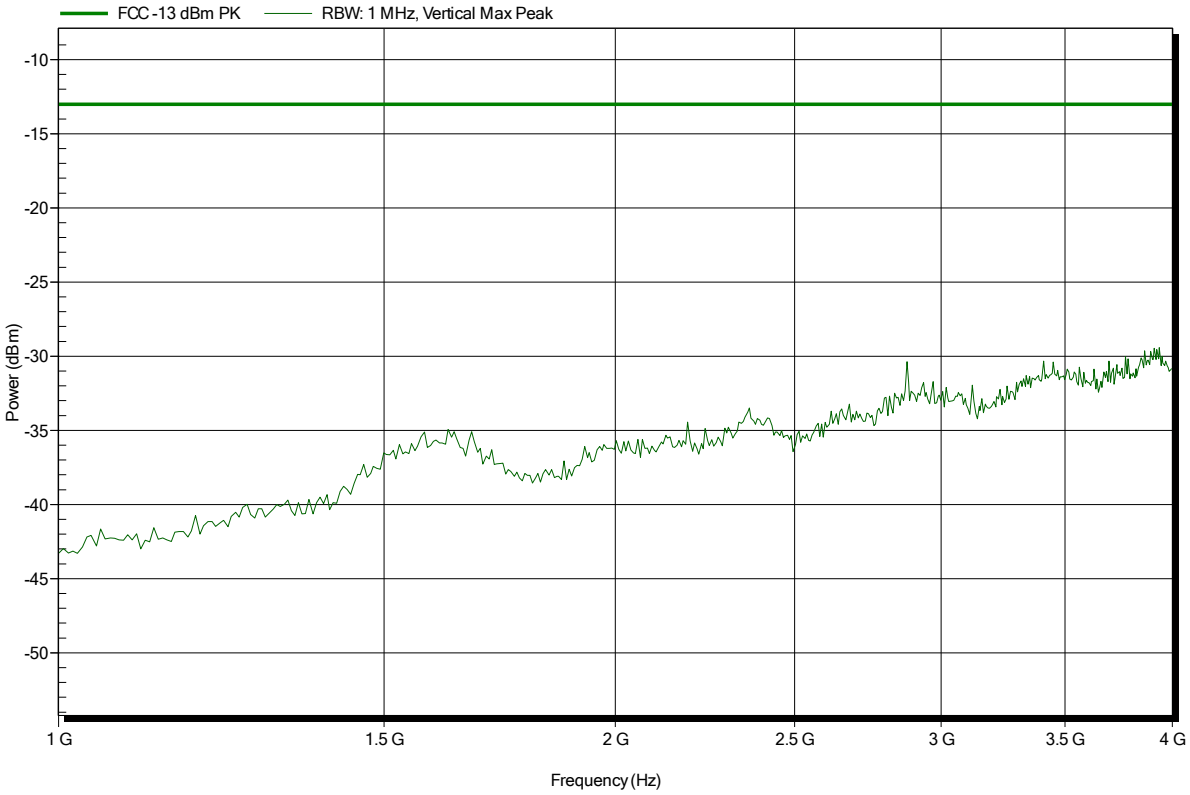

Spurious emissions according to FCC part 22 Subpart H

Project number: G0M-1407-3973

Applicant:	BARTEC PIXAVI AS
EUT Name:	Smartphone
Model:	ImpactX
Test Site:	Eurofins Product Service GmbH
Operator:	Mr. Handrik
Test Conditions:	Tnom: 24°C, Vnom: 3.7 V DC
Antenna:	Rohde & Schwarz HL 025, Horizontal
Measurement distance:	3 m
Mode:	TX; GPRS850, Ch. 188, 1 uplink timeslot, Gamma 3
Test Date:	2014-09-23
Note:	EUT vertical

Index 50

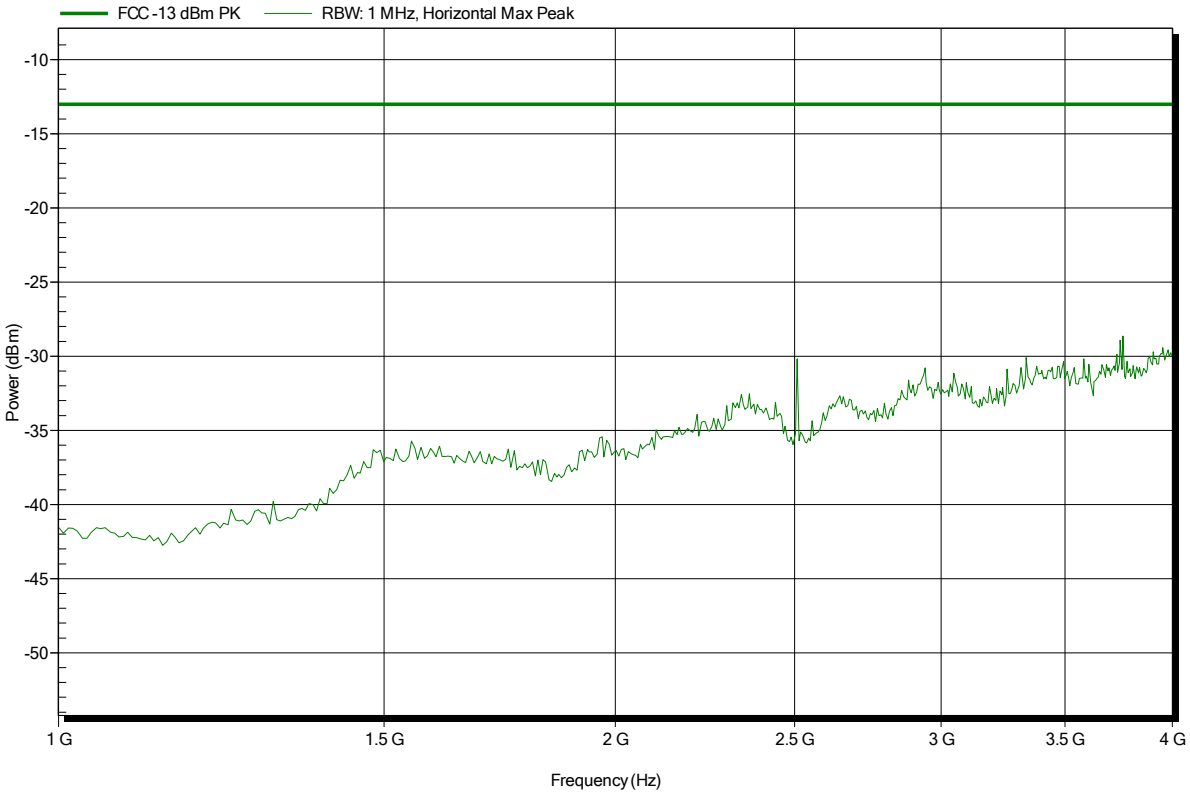

Spurious emissions according to FCC part 22 Subpart H

Project number: G0M-1407-3973

Applicant:	BARTEC PIXAVI AS
EUT Name:	Smartphone
Model:	ImpactX
Test Site:	Eurofins Product Service GmbH
Operator:	Mr. Handrik
Test Conditions:	Tnom: 24°C, Vnom: 3.7 V DC
Antenna:	Rohde & Schwarz HL 025, Vertical
Measurement distance:	3 m
Mode:	TX; GPRS850, Ch. 188, 1 uplink timeslot, Gamma 3
Test Date:	2014-09-23
Note:	EUT vertical

Index 42

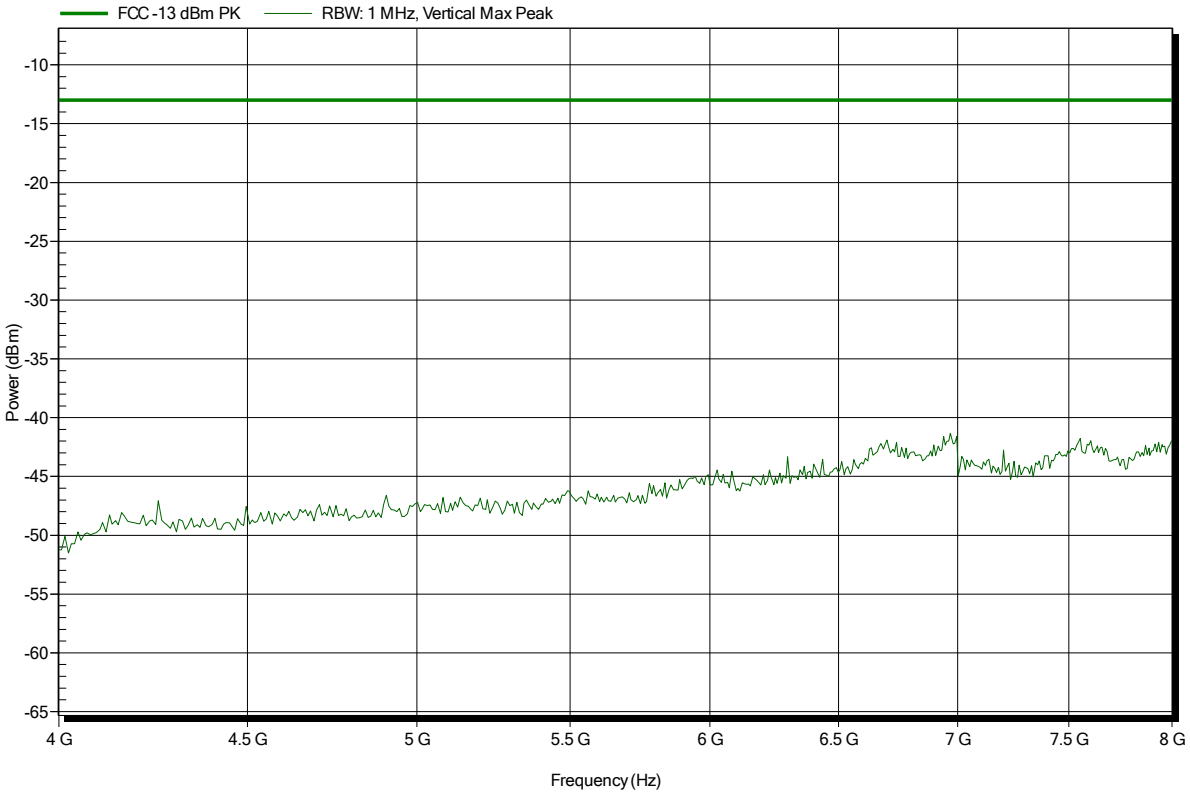

Spurious emissions according to FCC part 22 Subpart H

Project number: G0M-1407-3973

Applicant:	BARTEC PIXAVI AS
EUT Name:	Smartphone
Model:	ImpactX
Test Site:	Eurofins Product Service GmbH
Operator:	Mr. Handrik
Test Conditions:	Tnom: 24°C, Vnom: 3.7 V DC
Antenna:	Rohde & Schwarz HL 025, Horizontal
Measurement distance:	3 m
Mode:	TX; GPRS850, Ch. 188, 1 uplink timeslot, Gamma 3
Test Date:	2014-09-23
Note:	EUT vertical

Index 51

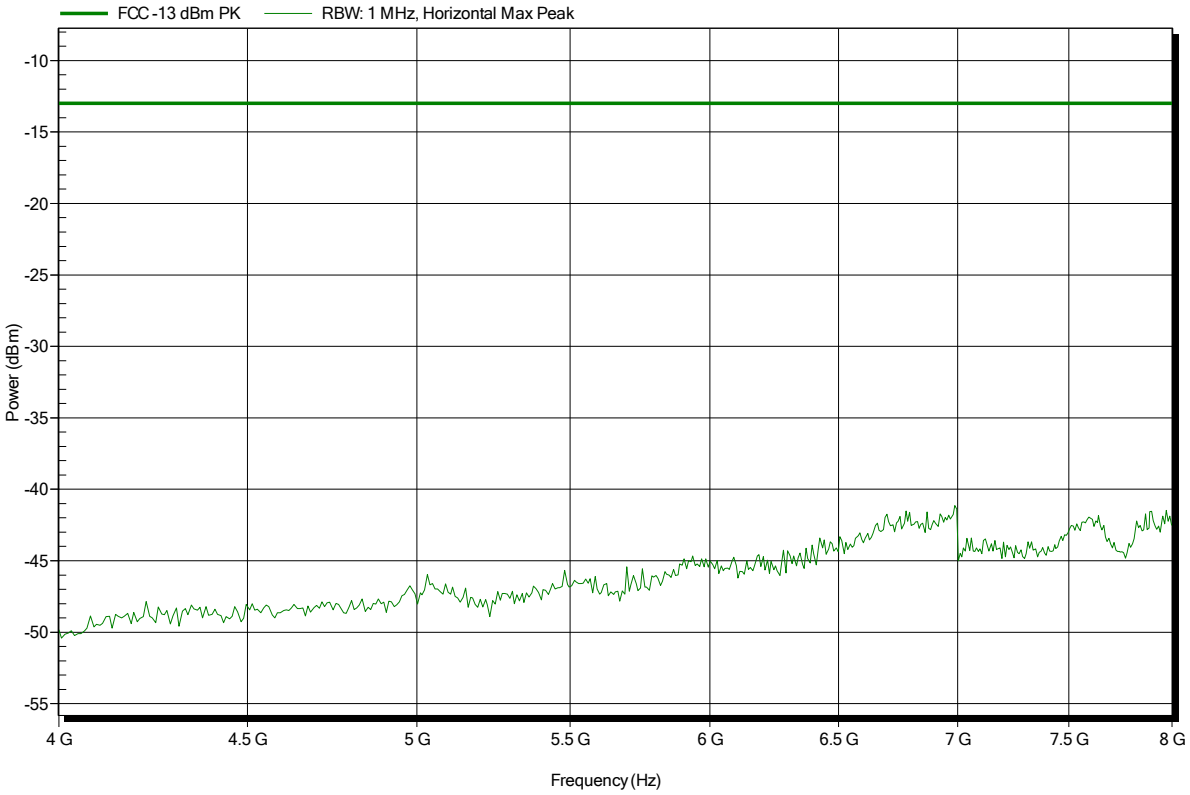

Spurious emissions according to FCC part 22 Subpart H

Project number: G0M-1407-3973

Applicant:	BARTEC PIXAVI AS
EUT Name:	Smartphone
Model:	ImpactX
Test Site:	Eurofins Product Service GmbH
Operator:	Mr. Handrik
Test Conditions:	Tnom: 24°C, Vnom: 3.7 V DC
Antenna:	Rohde & Schwarz HL 025, Vertical
Measurement distance:	3 m
Mode:	TX; GPRS850, Ch. 188, 1 uplink timeslot, Gamma 3
Test Date:	2014-09-23
Note:	EUT vertical

Index 41

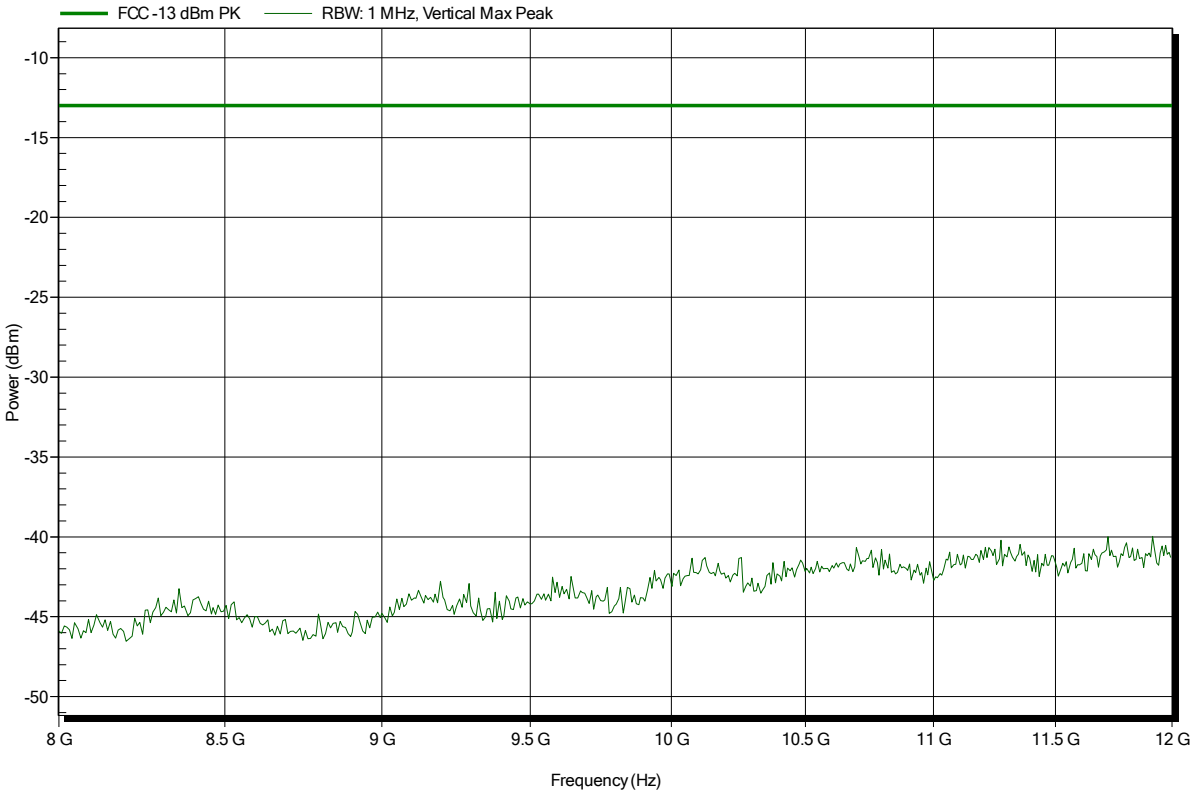

Spurious emissions according to FCC part 22 Subpart H

Project number: G0M-1407-3973

Applicant:	BARTEC PIXAVI AS
EUT Name:	Smartphone
Model:	ImpactX
Test Site:	Eurofins Product Service GmbH
Operator:	Mr. Handrik
Test Conditions:	Tnom: 24°C, Vnom: 3.7 V DC
Antenna:	Rohde & Schwarz HL 025, Horizontal
Measurement distance:	3 m
Mode:	TX; GPRS850, Ch. 188, 1 uplink timeslot, Gamma 3
Test Date:	2014-09-23
Note:	EUT vertical

Index 52

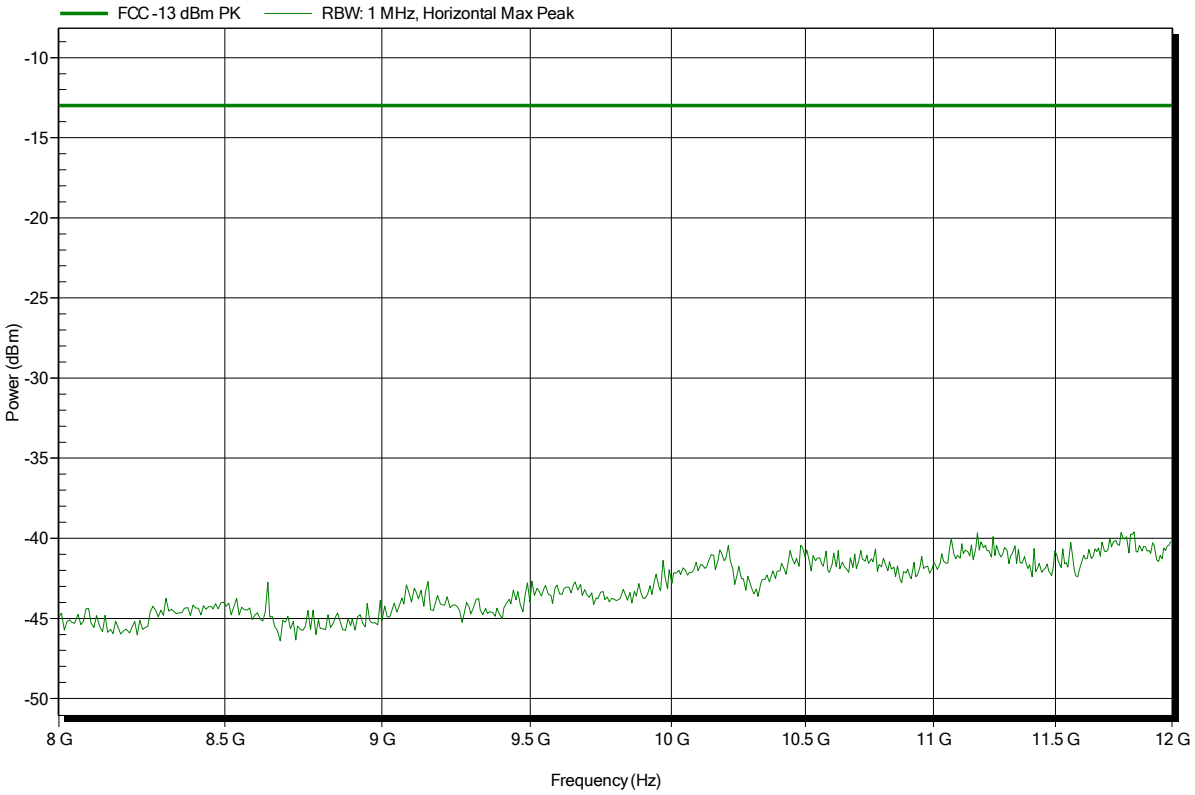

Spurious emissions according to FCC part 22 Subpart H

Project number: G0M-1407-3973

Applicant:	BARTEC PIXAVI AS
EUT Name:	Smartphone
Model:	ImpactX
Test Site:	Eurofins Product Service GmbH
Operator:	Mr. Handrik
Test Conditions:	Tnom: 24°C, Vnom: 3.7 V DC
Antenna:	Rohde & Schwarz HK 116, Vertical
Measurement distance:	3 m
Mode:	TX; GPRS850, Ch. 251, 1 uplink timeslot, Gamma 3
Test Date:	2014-09-23
Note:	EUT vertical

Index 58

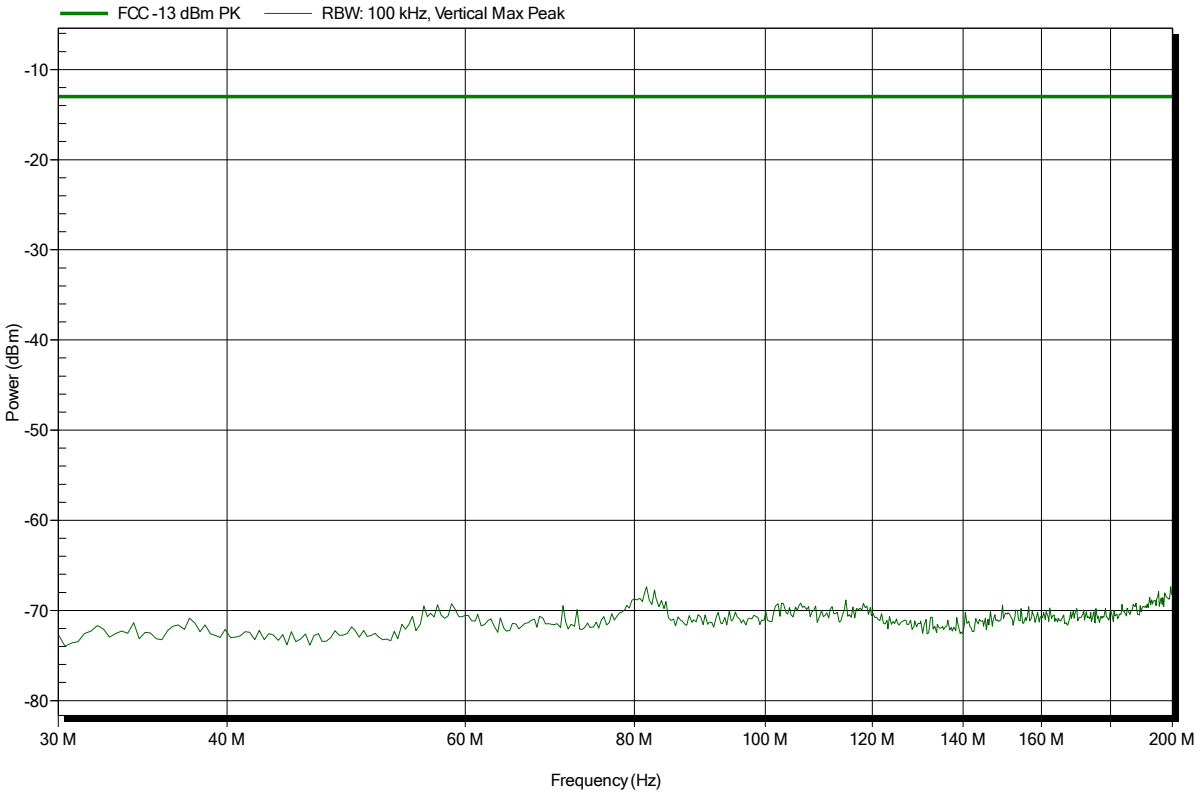

Spurious emissions according to FCC part 22 Subpart H

Project number: G0M-1407-3973

Applicant:	BARTEC PIXAVI AS
EUT Name:	Smartphone
Model:	ImpactX
Test Site:	Eurofins Product Service GmbH
Operator:	Mr. Handrik
Test Conditions:	Tnom: 24°C, Vnom: 3.7 V DC
Antenna:	Rohde & Schwarz HK 116, Horizontal
Measurement distance:	3 m
Mode:	TX; GPRS850, Ch. 251, 1 uplink timeslot, Gamma 3
Test Date:	2014-09-23
Note:	EUT vertical

Index 59

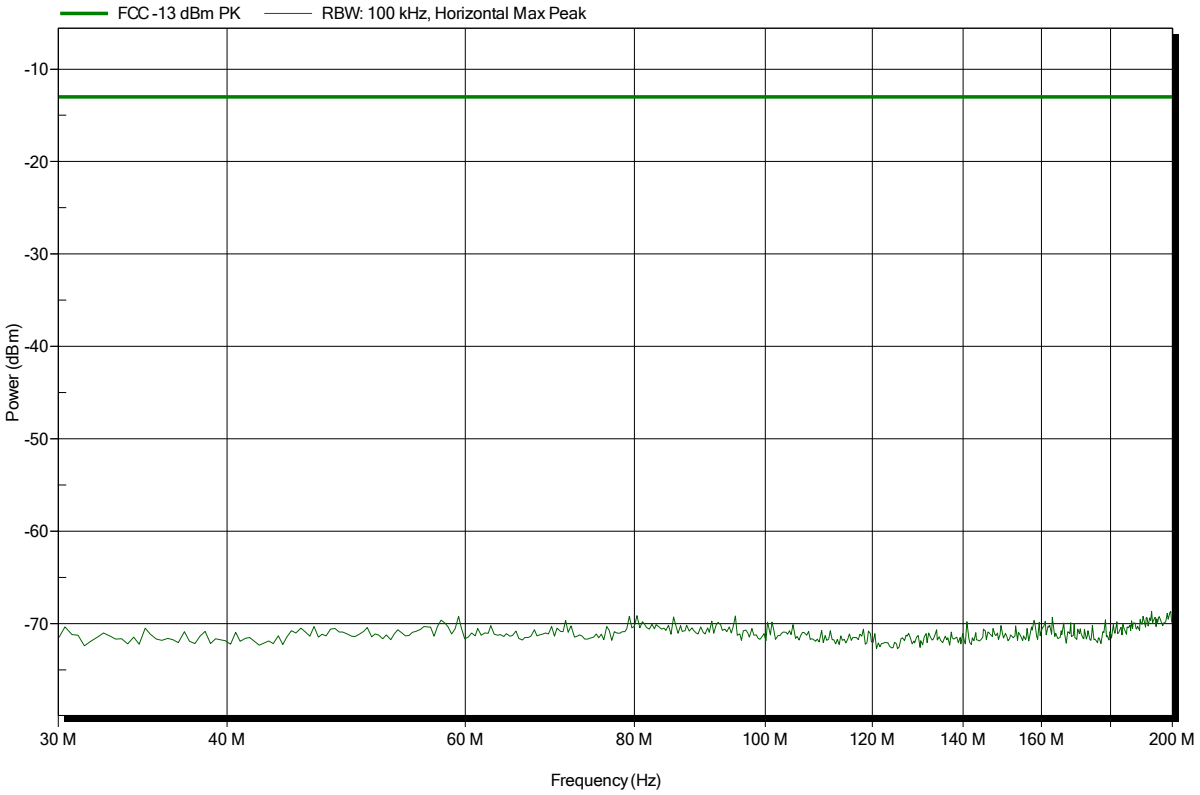

Spurious emissions according to FCC part 22 Subpart H

Project number: G0M-1407-3973

Applicant:	BARTEC PIXAVI AS
EUT Name:	Smartphone
Model:	ImpactX
Test Site:	Eurofins Product Service GmbH
Operator:	Mr. Handrik
Test Conditions:	Tnom: 24°C, Vnom: 3.7 V DC
Antenna:	Rohde & Schwarz HL 223, Vertical
Measurement distance:	3 m
Mode:	TX; GPRS850, Ch. 251, 1 uplink timeslot, Gamma 3
Test Date:	2014-09-23
Note:	EUT vertical

Index 17

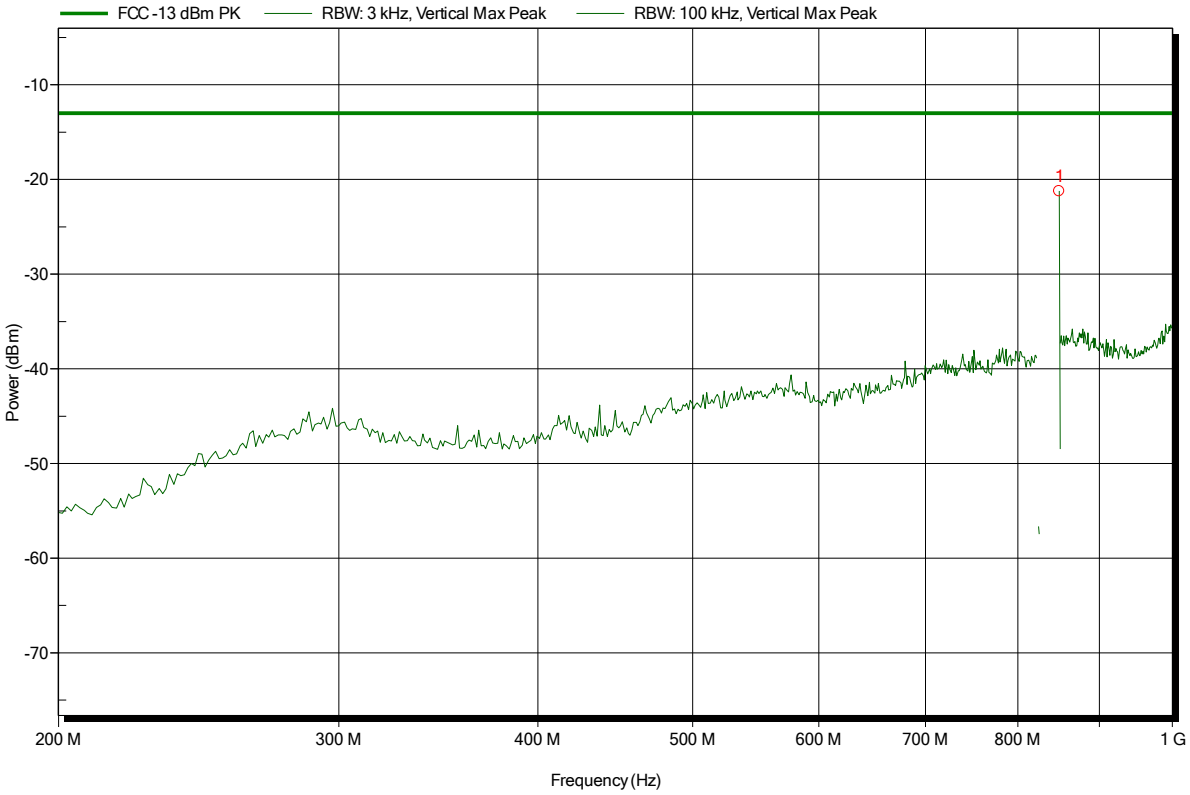

Frequency	Peak	Peak Limit	Peak Difference	Peak Status
849.02 MHz	-21.2 dBm	-13 dBm	-8.23 dB	Pass

Spurious emissions according to FCC part 22 Subpart H

Project number: G0M-1407-3973

Applicant:	BARTEC PIXAVI AS
EUT Name:	Smartphone
Model:	ImpactX
Test Site:	Eurofins Product Service GmbH
Operator:	Mr. Handrik
Test Conditions:	Tnom: 24°C, Vnom: 3.7 V DC
Antenna:	Rohde & Schwarz HL 223, Horizontal
Measurement distance:	3 m
Mode:	TX; GPRS850, Ch. 251, 1 uplink timeslot, Gamma 3
Test Date:	2014-09-23
Note:	EUT vertical

Index 18

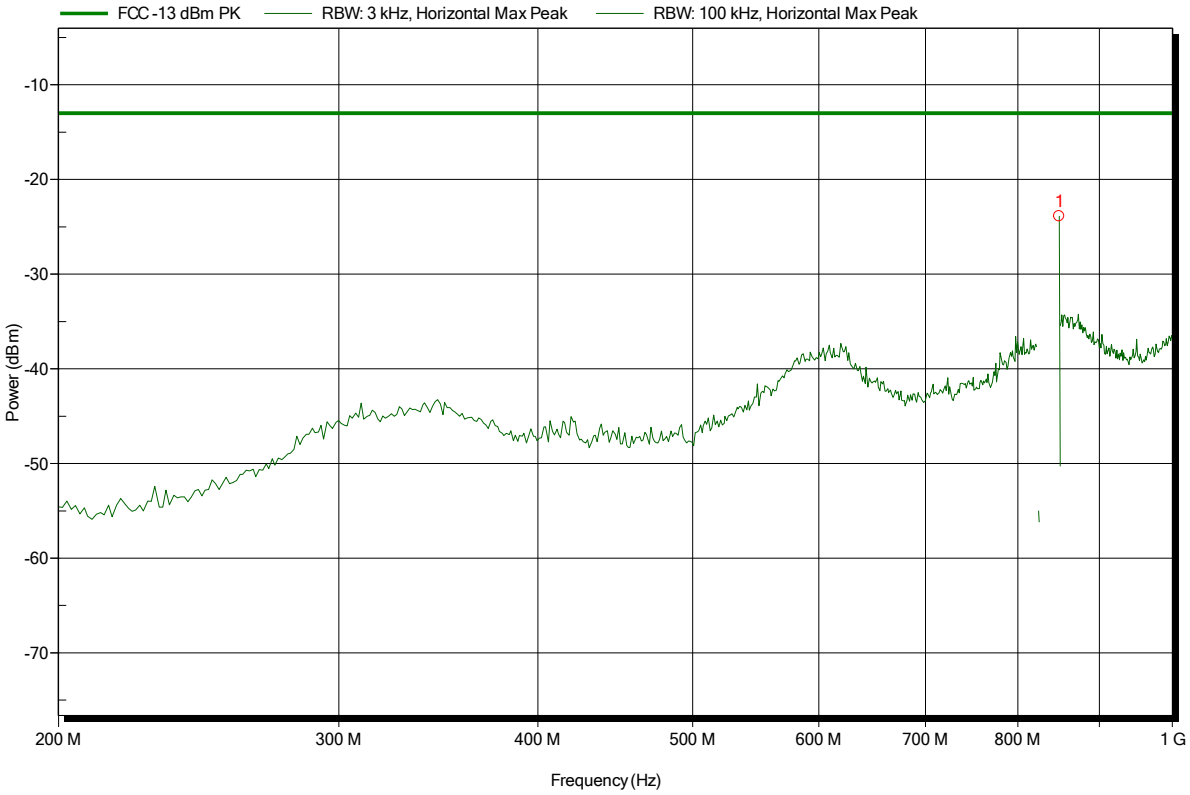

Frequency	Peak	Peak Limit	Peak Difference	Peak Status
849 MHz	-23.9 dBm	-13 dBm	-10.88 dB	Pass

Spurious emissions according to FCC part 22 Subpart H

Project number: G0M-1407-3973

Applicant:	BARTEC PIXAVI AS
EUT Name:	Smartphone
Model:	ImpactX
Test Site:	Eurofins Product Service GmbH
Operator:	Mr. Handrik
Test Conditions:	Tnom: 24°C, Vnom: 3.7 V DC
Antenna:	Rohde & Schwarz HL 025, Vertical
Measurement distance:	3 m
Mode:	TX; GPRS850, Ch. 251, 1 uplink timeslot, Gamma 3
Test Date:	2014-09-23
Note:	EUT vertical

Index 44

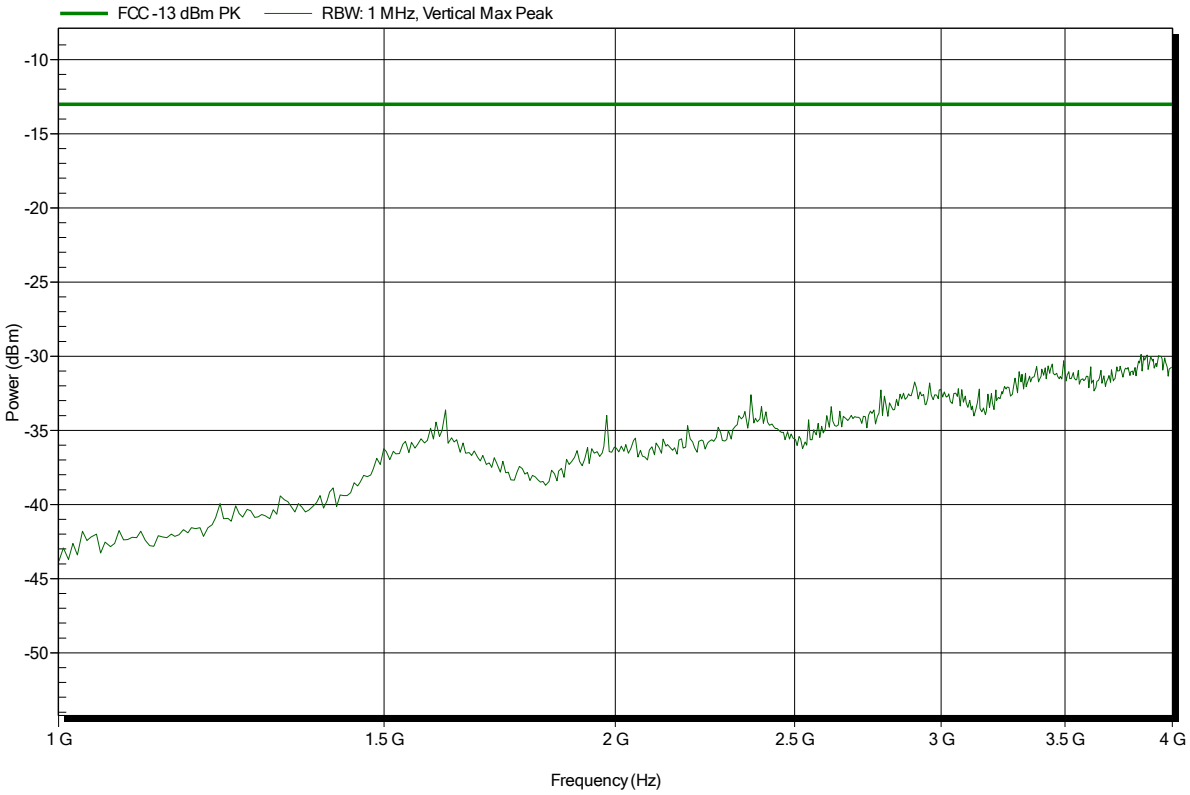

Spurious emissions according to FCC part 22 Subpart H

Project number: G0M-1407-3973

Applicant:	BARTEC PIXAVI AS
EUT Name:	Smartphone
Model:	ImpactX
Test Site:	Eurofins Product Service GmbH
Operator:	Mr. Handrik
Test Conditions:	Tnom: 24°C, Vnom: 3.7 V DC
Antenna:	Rohde & Schwarz HL 025, Horizontal
Measurement distance:	3 m
Mode:	TX; GPRS850, Ch. 251, 1 uplink timeslot, Gamma 3
Test Date:	2014-09-23
Note:	EUT vertical

Index 49

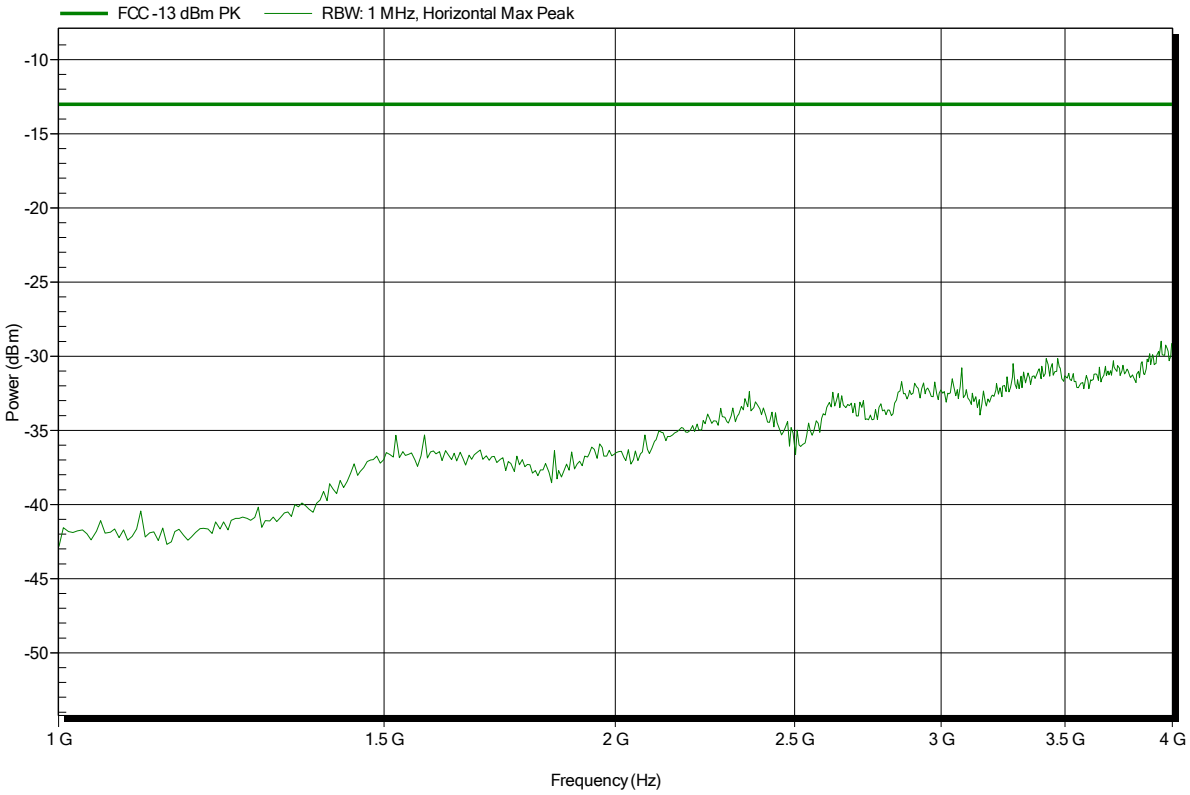

Spurious emissions according to FCC part 22 Subpart H

Project number: G0M-1407-3973

Applicant:	BARTEC PIXAVI AS
EUT Name:	Smartphone
Model:	ImpactX
Test Site:	Eurofins Product Service GmbH
Operator:	Mr. Handrik
Test Conditions:	Tnom: 24°C, Vnom: 3.7 V DC
Antenna:	Rohde & Schwarz HL 025, Vertical
Measurement distance:	3 m
Mode:	TX; GPRS850, Ch. 251, 1 uplink timeslot, Gamma 3
Test Date:	2014-09-23
Note:	EUT vertical

Index 45

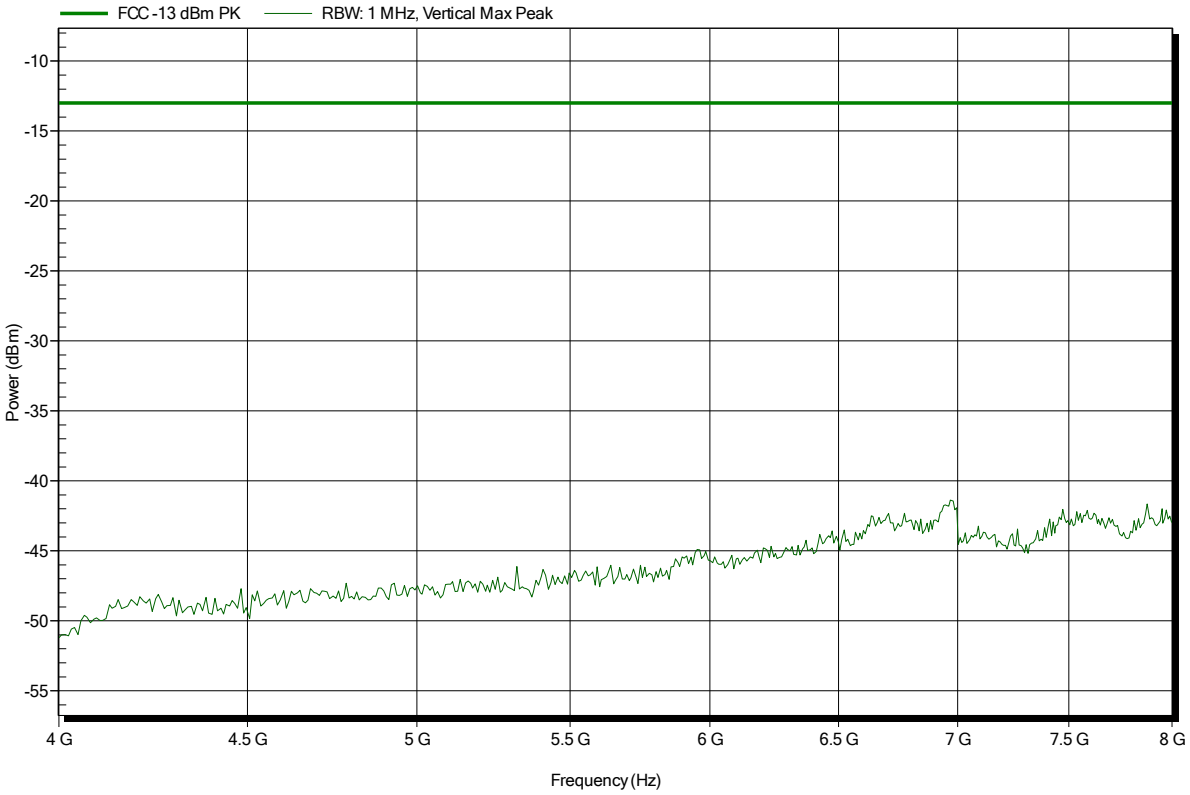

Spurious emissions according to FCC part 22 Subpart H

Project number: G0M-1407-3973

Applicant:	BARTEC PIXAVI AS
EUT Name:	Smartphone
Model:	ImpactX
Test Site:	Eurofins Product Service GmbH
Operator:	Mr. Handrik
Test Conditions:	Tnom: 24°C, Vnom: 3.7 V DC
Antenna:	Rohde & Schwarz HL 025, Horizontal
Measurement distance:	3 m
Mode:	TX; GPRS850, Ch. 251, 1 uplink timeslot, Gamma 3
Test Date:	2014-09-23
Note:	EUT vertical

Index 48

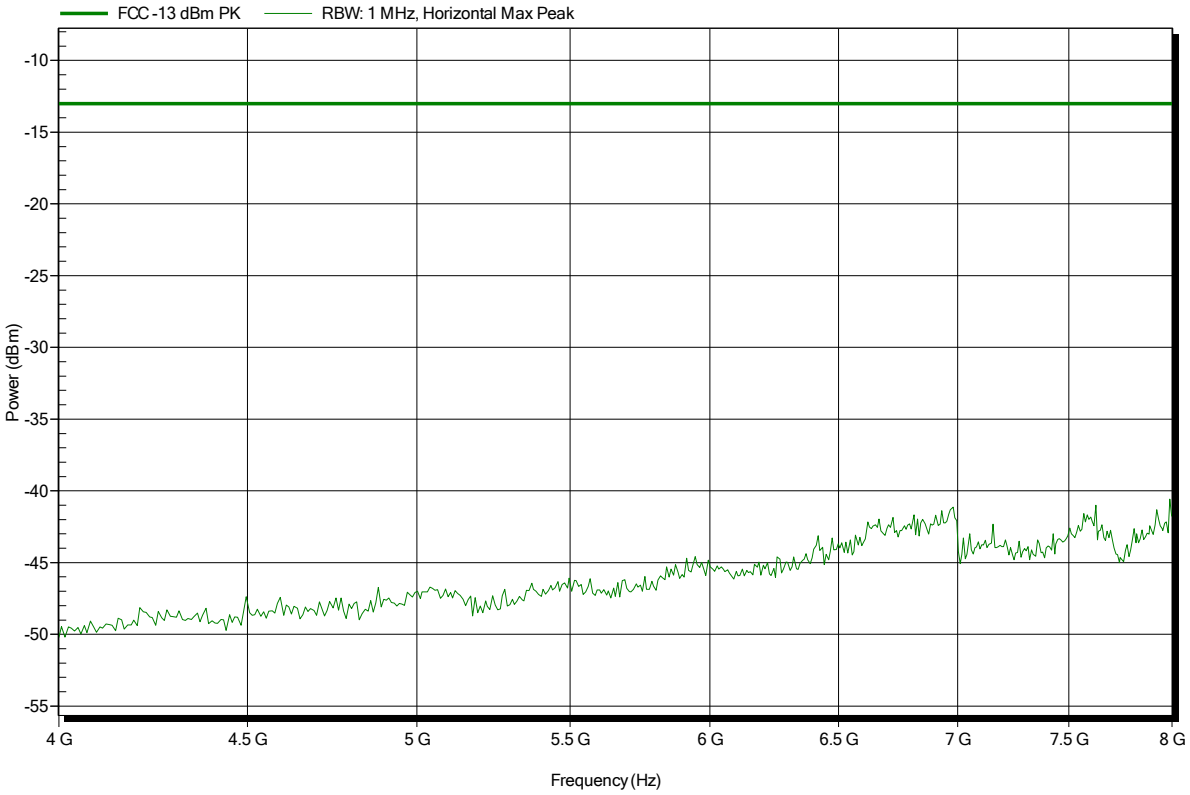

Spurious emissions according to FCC part 22 Subpart H

Project number: G0M-1407-3973

Applicant:	BARTEC PIXAVI AS
EUT Name:	Smartphone
Model:	ImpactX
Test Site:	Eurofins Product Service GmbH
Operator:	Mr. Handrik
Test Conditions:	Tnom: 24°C, Vnom: 3.7 V DC
Antenna:	Rohde & Schwarz HL 025, Vertical
Measurement distance:	3 m
Mode:	TX; GPRS850, Ch. 251, 1 uplink timeslot, Gamma 3
Test Date:	2014-09-23
Note:	EUT vertical

Index 46

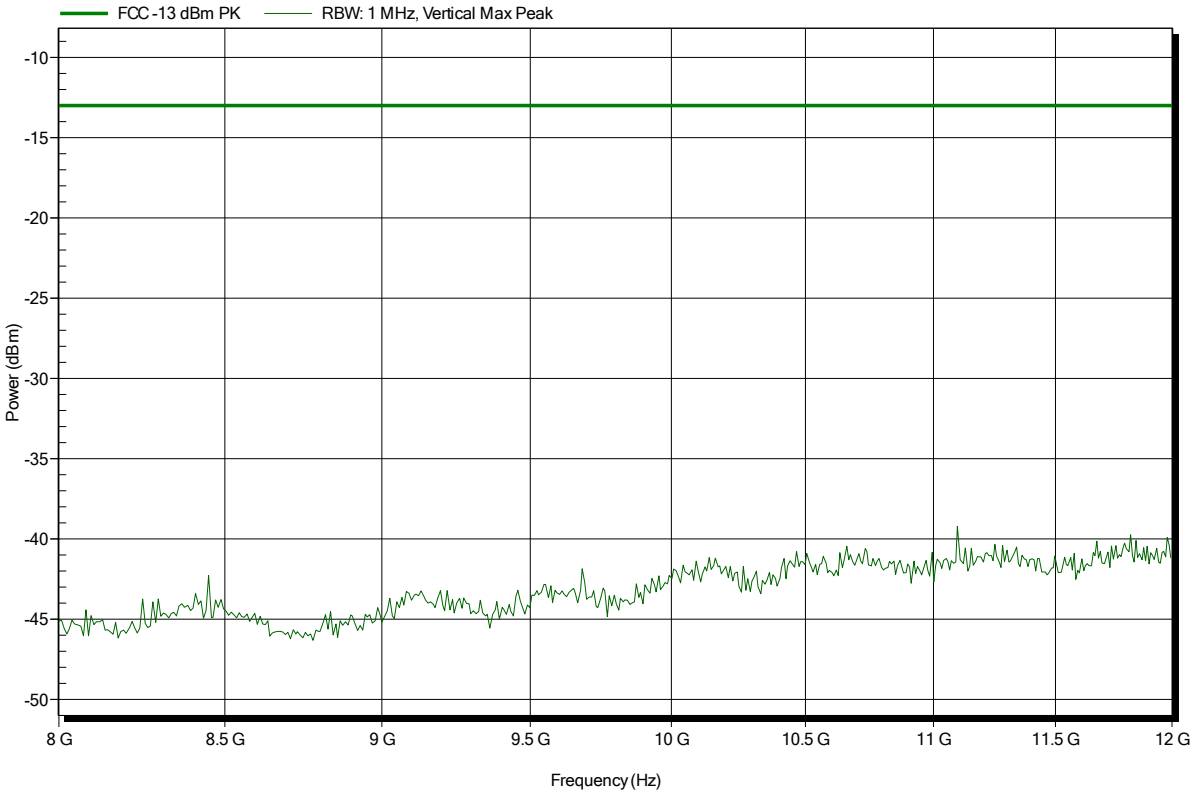

Spurious emissions according to FCC part 22 Subpart H

Project number: G0M-1407-3973

Applicant:	BARTEC PIXAVI AS
EUT Name:	Smartphone
Model:	ImpactX
Test Site:	Eurofins Product Service GmbH
Operator:	Mr. Handrik
Test Conditions:	Tnom: 24°C, Vnom: 3.7 V DC
Antenna:	Rohde & Schwarz HL 025, Horizontal
Measurement distance:	3 m
Mode:	TX; GPRS850, Ch. 251, 1 uplink timeslot, Gamma 3
Test Date:	2014-09-23
Note:	EUT vertical

Index 47

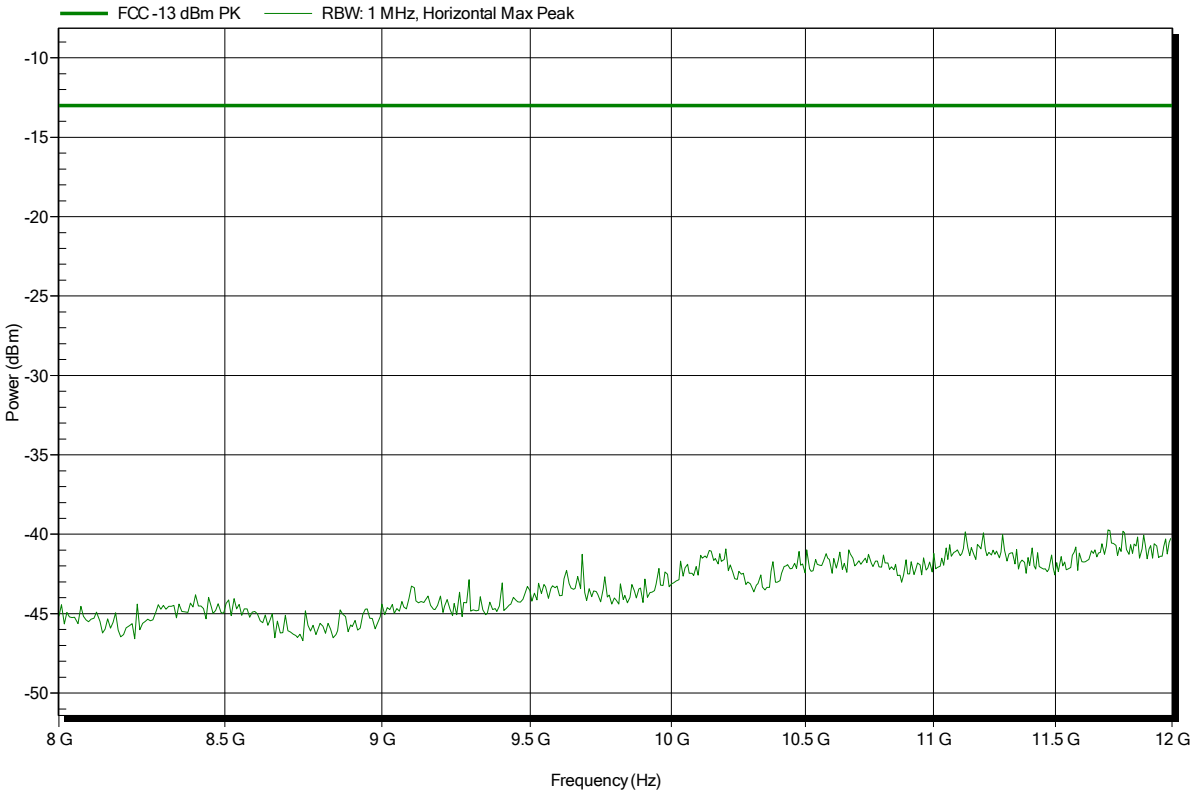

Spurious emissions according to FCC part 24 Subpart E

Project number: G0M-1407-3973

Applicant:	BARTEC PIXAVI AS
EUT Name:	Smartphone
Model:	ImpactX
Test Site:	Eurofins Product Service GmbH
Operator:	Mr. Handrik
Test Conditions:	Tnom: 24°C, Vnom: 3.7 V DC
Antenna:	Rohde & Schwarz HK 116, Vertical
Measurement distance:	3 m
Mode:	TX; GPRS1900, Ch. 512, 1 uplink timeslot, Gamma 3
Test Date:	2014-09-23
Note:	EUT vertical; worst case

Index 67

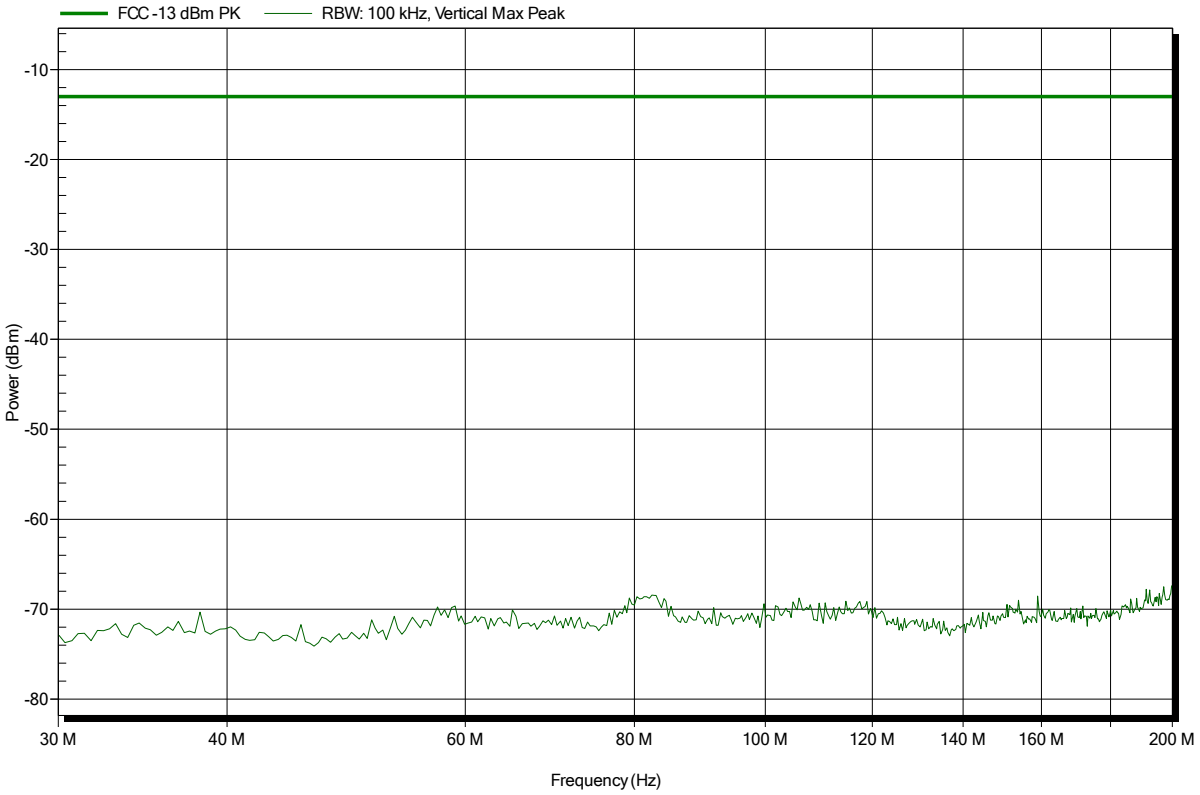

Spurious emissions according to FCC part 24 Subpart E

Project number: G0M-1407-3973

Applicant:	BARTEC PIXAVI AS
EUT Name:	Smartphone
Model:	ImpactX
Test Site:	Eurofins Product Service GmbH
Operator:	Mr. Handrik
Test Conditions:	Tnom: 24°C, Vnom: 3.7 V DC
Antenna:	Rohde & Schwarz HK 116, Horizontal
Measurement distance:	3 m
Mode:	TX; GPRS1900, Ch. 512, 1 uplink timeslot, Gamma 3
Test Date:	2014-09-23
Note:	EUT vertical; worst case

Index 62

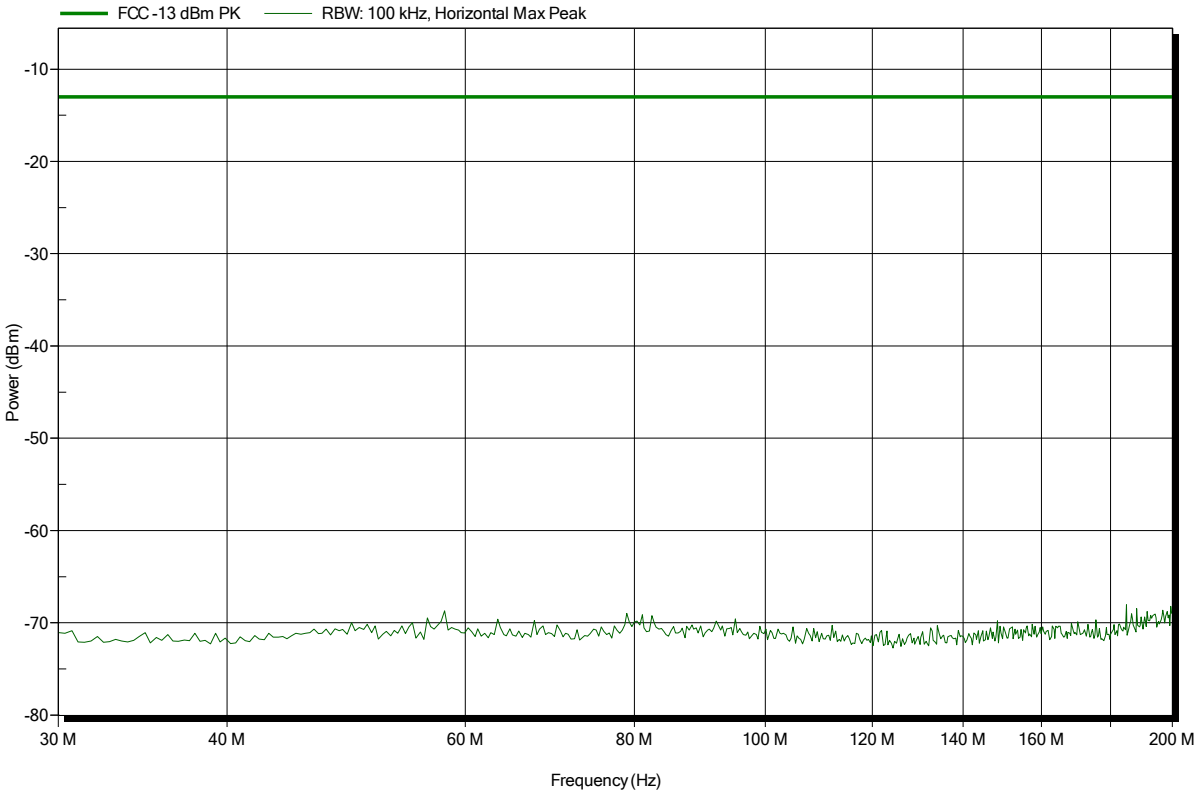

Spurious emissions according to FCC part 24 Subpart E

Project number: G0M-1407-3973

Applicant:	BARTEC PIXAVI AS
EUT Name:	Smartphone
Model:	ImpactX
Test Site:	Eurofins Product Service GmbH
Operator:	Mr. Handrik
Test Conditions:	Tnom: 24°C, Vnom: 3.7 V DC
Antenna:	Rohde & Schwarz HL 223, Vertical
Measurement distance:	3 m
Mode:	TX; GPRS1900, Ch. 512, 1 uplink timeslot, Gamma 3
Test Date:	2014-09-23
Note:	EUT vertical; worst case

Index 70

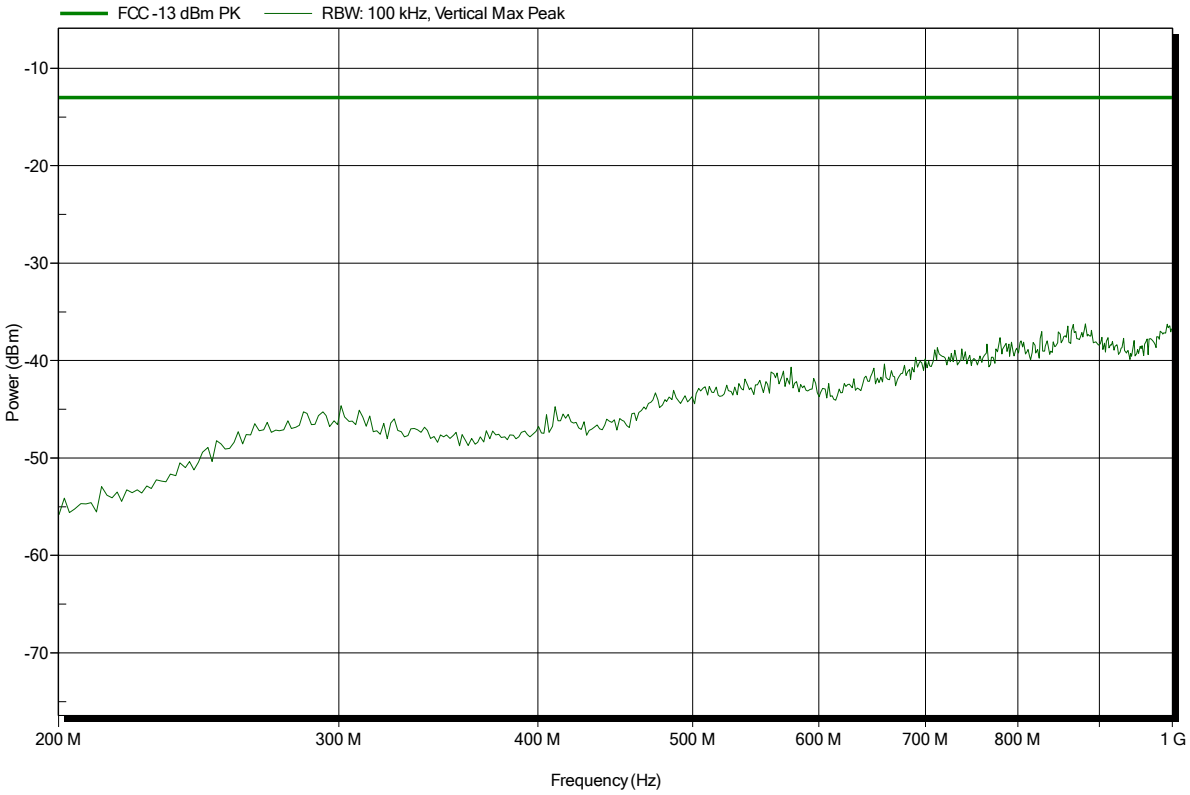

Spurious emissions according to FCC part 24 Subpart E

Project number: G0M-1407-3973

Applicant:	BARTEC PIXAVI AS
EUT Name:	Smartphone
Model:	ImpactX
Test Site:	Eurofins Product Service GmbH
Operator:	Mr. Handrik
Test Conditions:	Tnom: 24°C, Vnom: 3.7 V DC
Antenna:	Rohde & Schwarz HL 223, Horizontal
Measurement distance:	3 m
Mode:	TX; GPRS1900, Ch. 512, 1 uplink timeslot, Gamma 3
Test Date:	2014-09-23
Note:	EUT vertical; worst case

Index 71

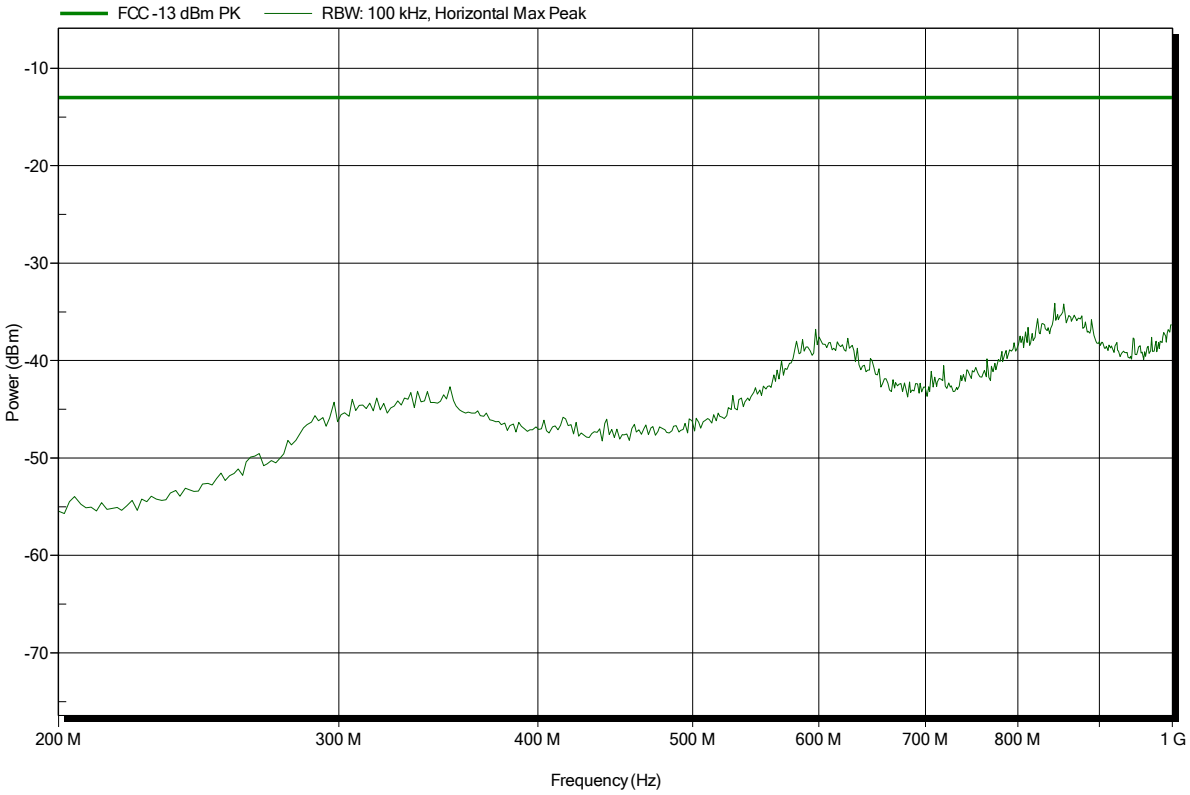

Spurious emissions according to FCC part 24 Subpart E

Project number: G0M-1407-3973

Applicant:	BARTEC PIXAVI AS
EUT Name:	Smartphone
Model:	ImpactX
Test Site:	Eurofins Product Service GmbH
Operator:	Mr. Handrik
Test Conditions:	Tnom: 24°C, Vnom: 3.7 V DC
Antenna:	Rohde & Schwarz HL 025, Vertical
Measurement distance:	3 m
Mode:	TX; GPRS1900, Ch. 512, 1 uplink timeslot, Gamma 3
Test Date:	2014-09-23
Note:	EUT vertical

Index 76

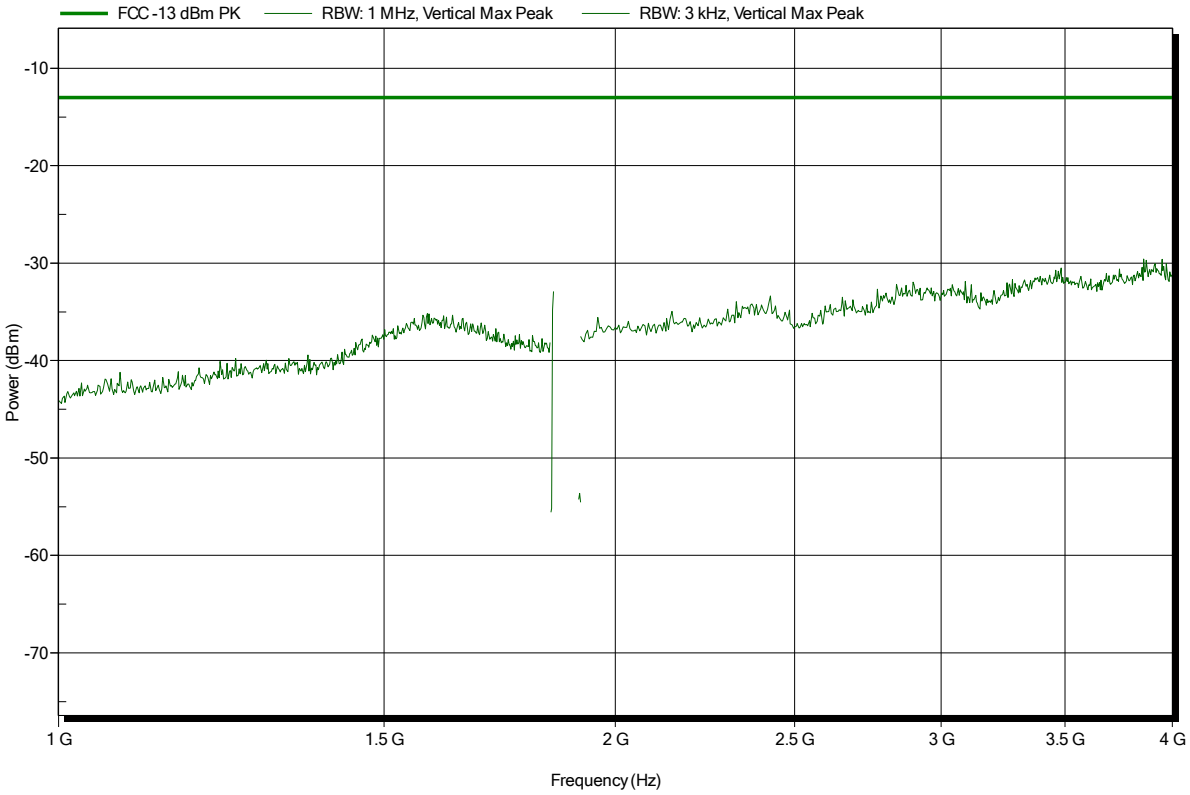

Spurious emissions according to FCC part 24 Subpart E

Project number: G0M-1407-3973

Applicant:	BARTEC PIXAVI AS
EUT Name:	Smartphone
Model:	ImpactX
Test Site:	Eurofins Product Service GmbH
Operator:	Mr. Handrik
Test Conditions:	Tnom: 24°C, Vnom: 3.7 V DC
Antenna:	Rohde & Schwarz HL 025, Horizontal
Measurement distance:	3 m
Mode:	TX; GPRS1900, Ch. 512, 1 uplink timeslot, Gamma 3
Test Date:	2014-09-23
Note:	EUT vertical

Index 77

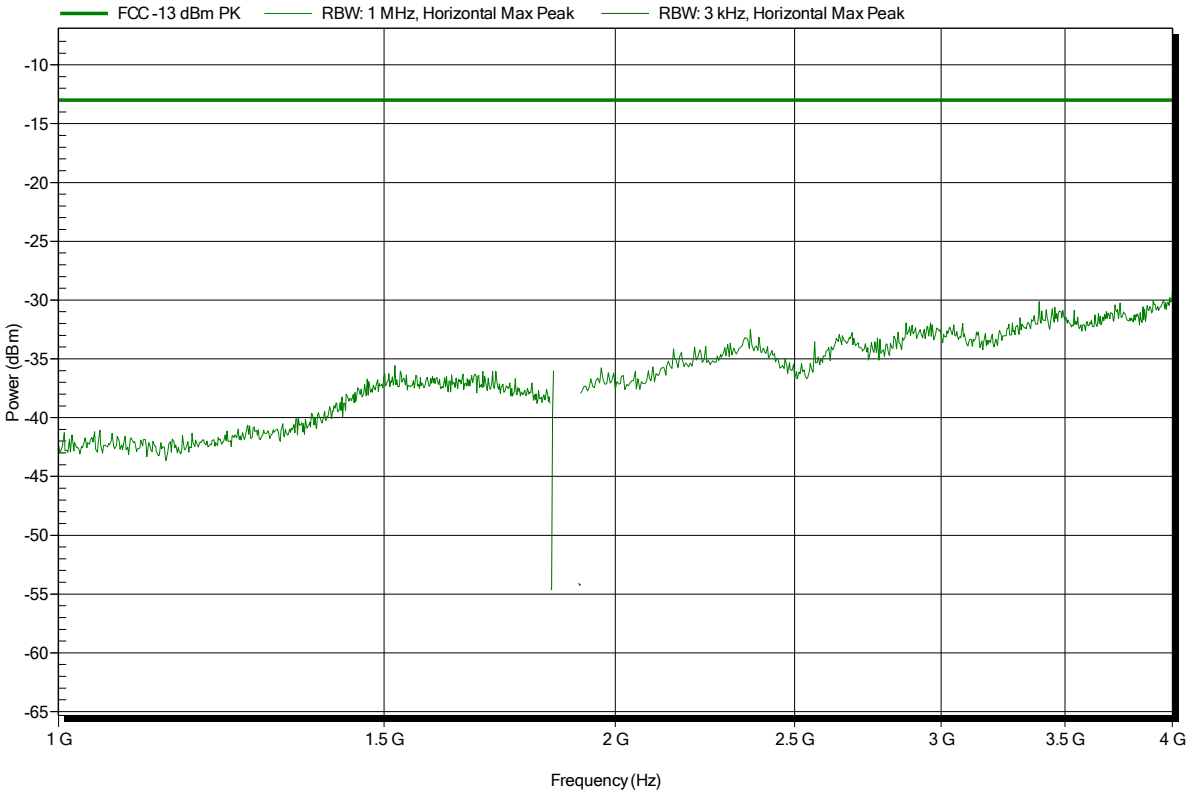

Spurious emissions according to FCC part 24 Subpart E

Project number: G0M-1407-3973

Applicant:	BARTEC PIXAVI AS
EUT Name:	Smartphone
Model:	ImpactX
Test Site:	Eurofins Product Service GmbH
Operator:	Mr. Handrik
Test Conditions:	Tnom: 24°C, Vnom: 3.7 V DC
Antenna:	Rohde & Schwarz HL 025, Vertical
Measurement distance:	3 m
Mode:	TX; GPRS1900, Ch. 512, 1 uplink timeslot, Gamma 3
Test Date:	2014-09-23
Note:	EUT vertical

Index 91

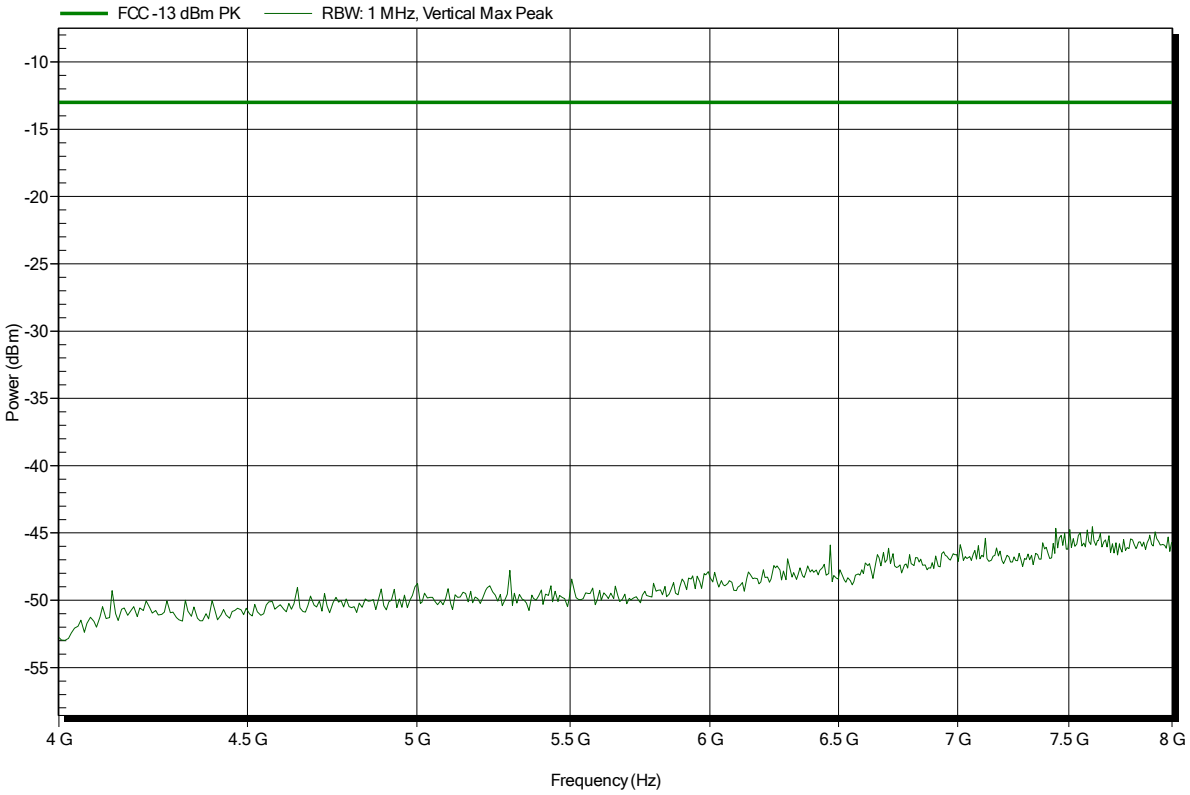

Spurious emissions according to FCC part 24 Subpart E

Project number: G0M-1407-3973

Applicant:	BARTEC PIXAVI AS
EUT Name:	Smartphone
Model:	ImpactX
Test Site:	Eurofins Product Service GmbH
Operator:	Mr. Handrik
Test Conditions:	Tnom: 24°C, Vnom: 3.7 V DC
Antenna:	Rohde & Schwarz HL 025, Horizontal
Measurement distance:	3 m
Mode:	TX; GPRS1900, Ch. 512, 1 uplink timeslot, Gamma 3
Test Date:	2014-09-23
Note:	EUT vertical

Index 86

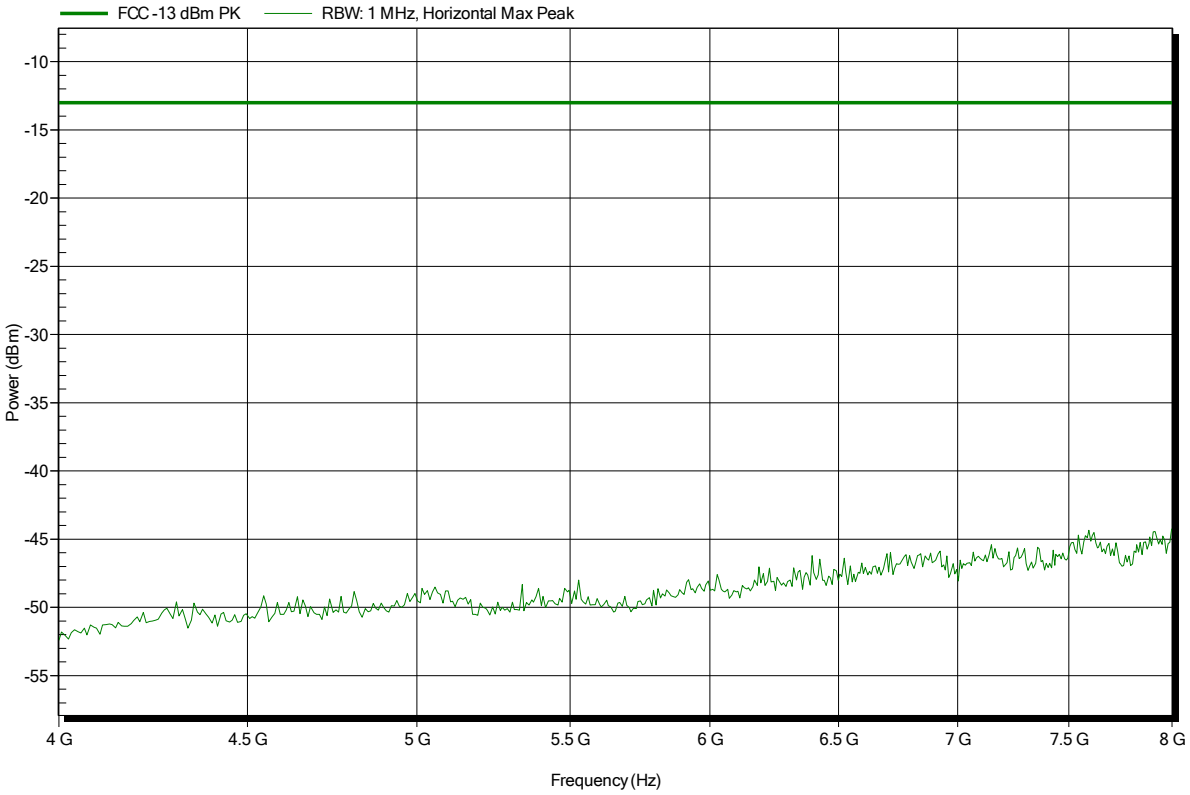

Spurious emissions according to FCC part 24 Subpart E

Project number: G0M-1407-3973

Applicant:	BARTEC PIXAVI AS
EUT Name:	Smartphone
Model:	ImpactX
Test Site:	Eurofins Product Service GmbH
Operator:	Mr. Handrik
Test Conditions:	Tnom: 24°C, Vnom: 3.7 V DC
Antenna:	Rohde & Schwarz HL 025, Vertical
Measurement distance:	3 m
Mode:	TX; GPRS1900, Ch. 512, 1 uplink timeslot, Gamma 3
Test Date:	2014-09-23
Note:	EUT vertical

Index 90

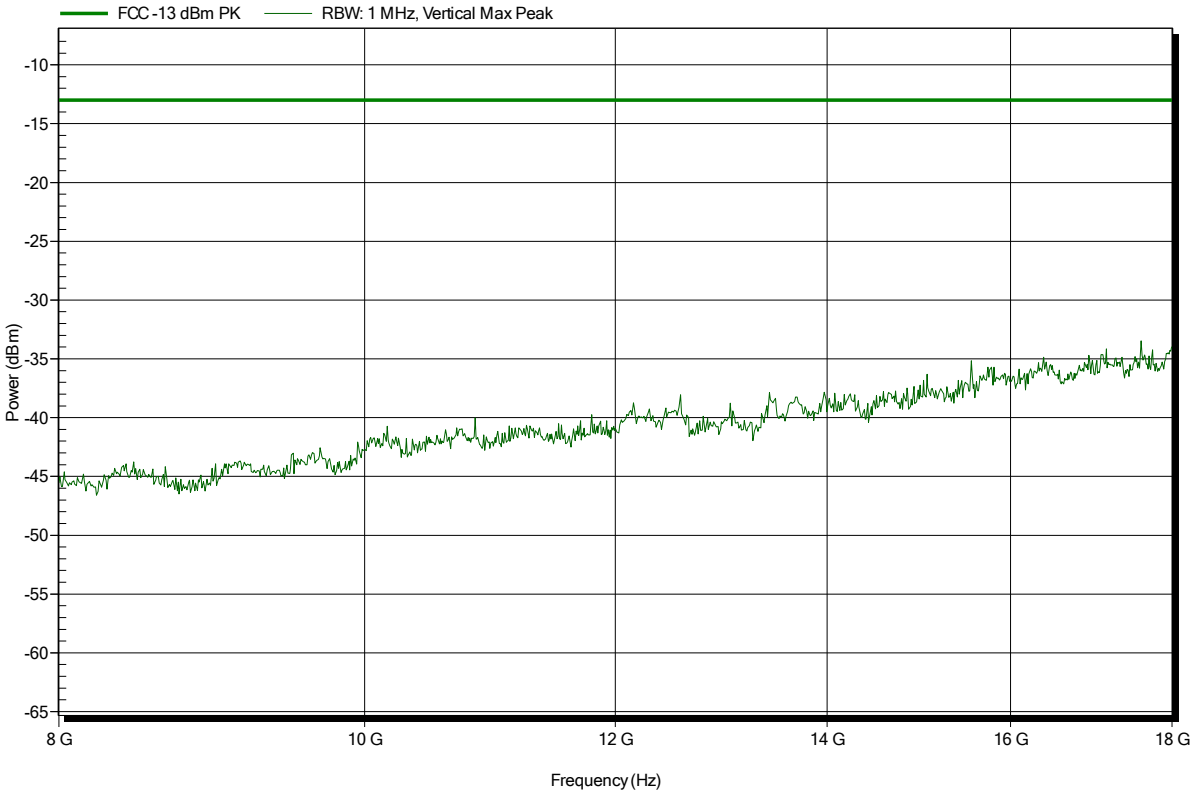

Spurious emissions according to FCC part 24 Subpart E

Project number: G0M-1407-3973

Applicant:	BARTEC PIXAVI AS
EUT Name:	Smartphone
Model:	ImpactX
Test Site:	Eurofins Product Service GmbH
Operator:	Mr. Handrik
Test Conditions:	Tnom: 24°C, Vnom: 3.7 V DC
Antenna:	Rohde & Schwarz HL 025, Horizontal
Measurement distance:	3 m
Mode:	TX; GPRS1900, Ch. 512, 1 uplink timeslot, Gamma 3
Test Date:	2014-09-23
Note:	EUT vertical

Index 87

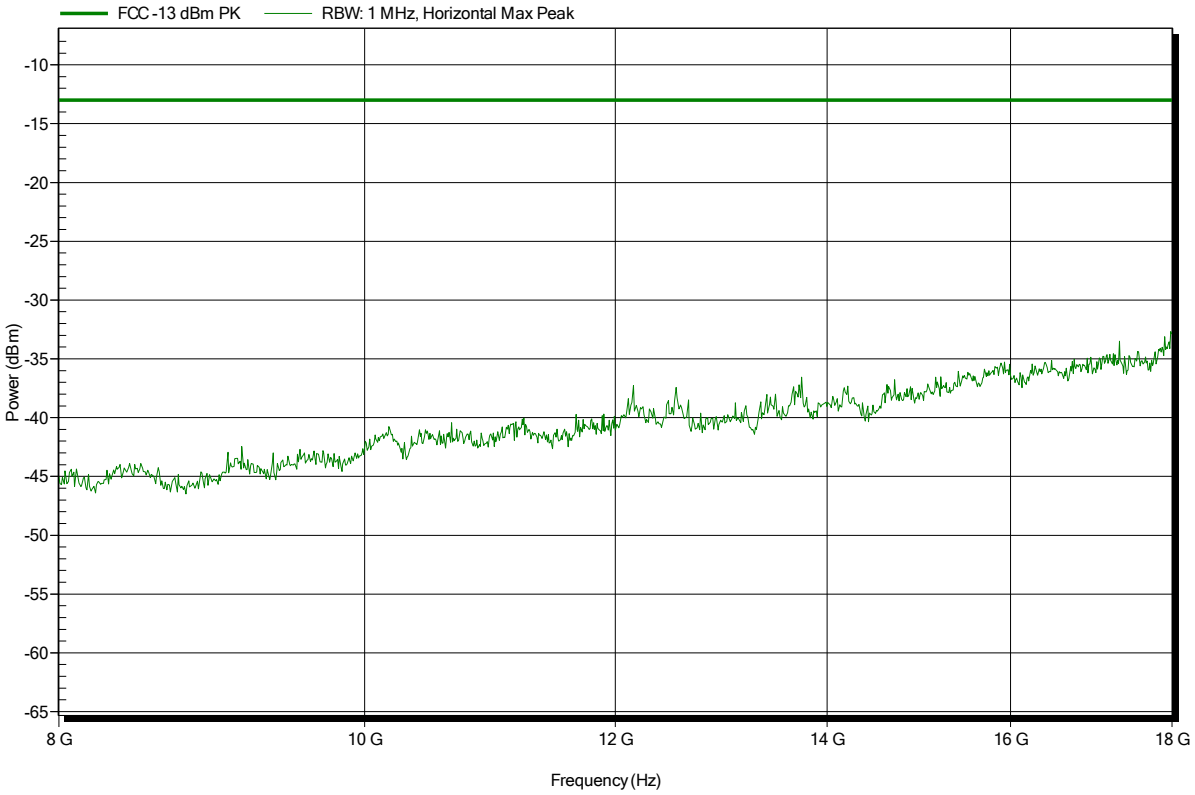

Spurious emissions according to FCC part 24 Subpart E

Project number: G0M-1407-3973

Applicant:	BARTEC PIXAVI AS
EUT Name:	Smartphone
Model:	ImpactX
Test Site:	Eurofins Product Service GmbH
Operator:	Mr. Handrik
Test Conditions:	Tnom: 24°C, Vnom: 3.7 V DC
Antenna:	Rohde & Schwarz HL 025, Vertical
Measurement distance:	3 m
Mode:	TX; GPRS1900, Ch. 512, 1 uplink timeslot, Gamma 3
Test Date:	2014-09-23
Note:	EUT vertical

Index 89

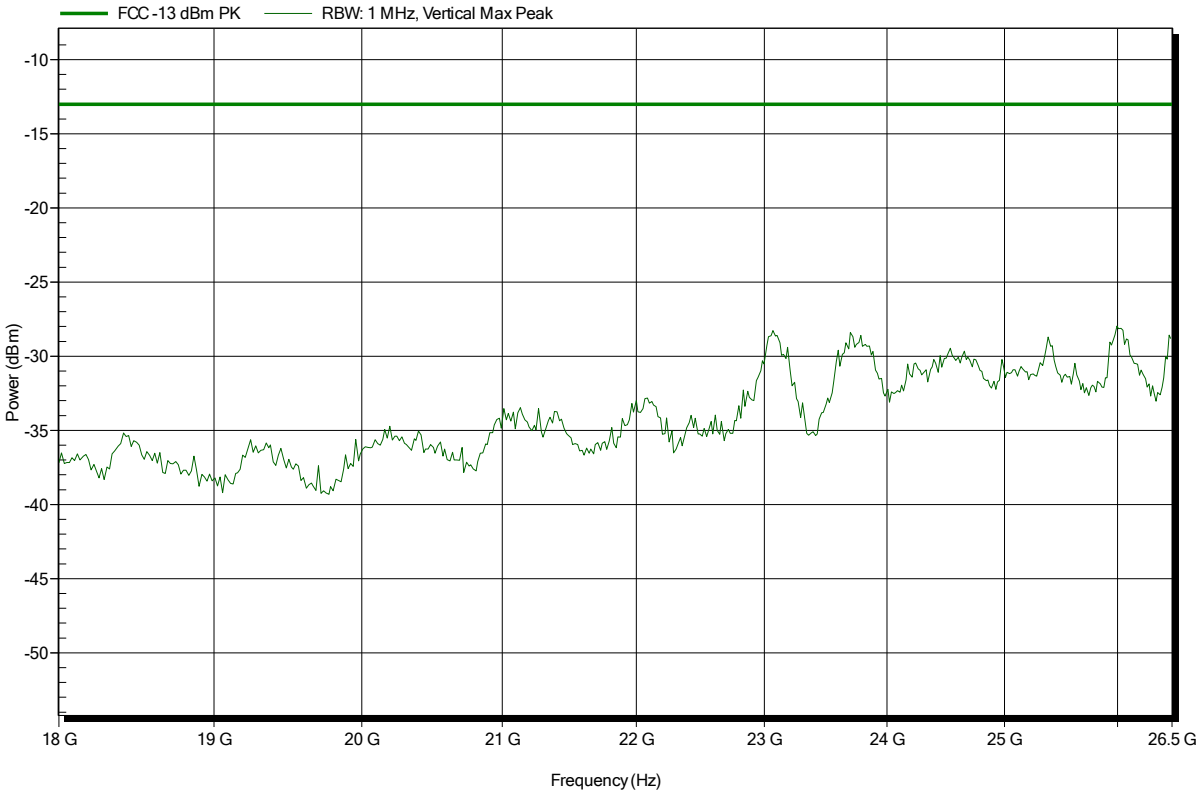

Spurious emissions according to FCC part 24 Subpart E

Project number: G0M-1407-3973

Applicant:	BARTEC PIXAVI AS
EUT Name:	Smartphone
Model:	ImpactX
Test Site:	Eurofins Product Service GmbH
Operator:	Mr. Handrik
Test Conditions:	Tnom: 24°C, Vnom: 3.7 V DC
Antenna:	Rohde & Schwarz HL 025, Horizontal
Measurement distance:	3 m
Mode:	TX; GPRS1900, Ch. 512, 1 uplink timeslot, Gamma 3
Test Date:	2014-09-23
Note:	EUT vertical

Index 88

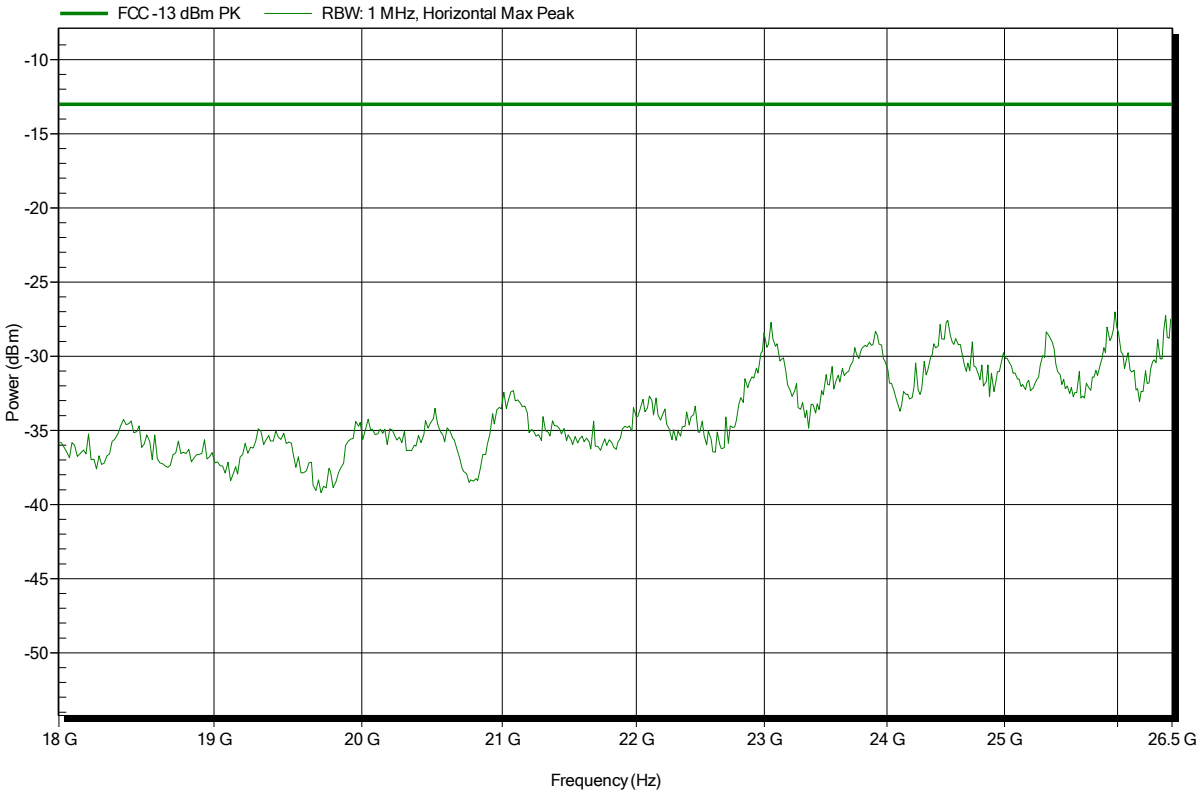

Spurious emissions according to FCC part 24 Subpart E

Project number: G0M-1407-3973

Applicant:	BARTEC PIXAVI AS
EUT Name:	Smartphone
Model:	ImpactX
Test Site:	Eurofins Product Service GmbH
Operator:	Mr. Handrik
Test Conditions:	Tnom: 24°C, Vnom: 3.7 V DC
Antenna:	Rohde & Schwarz HK 116, Vertical
Measurement distance:	3 m
Mode:	TX; GPRS1900, Ch. 661, 1 uplink timeslot, Gamma 3
Test Date:	2014-09-23
Note:	EUT vertical; worst case

Index 66

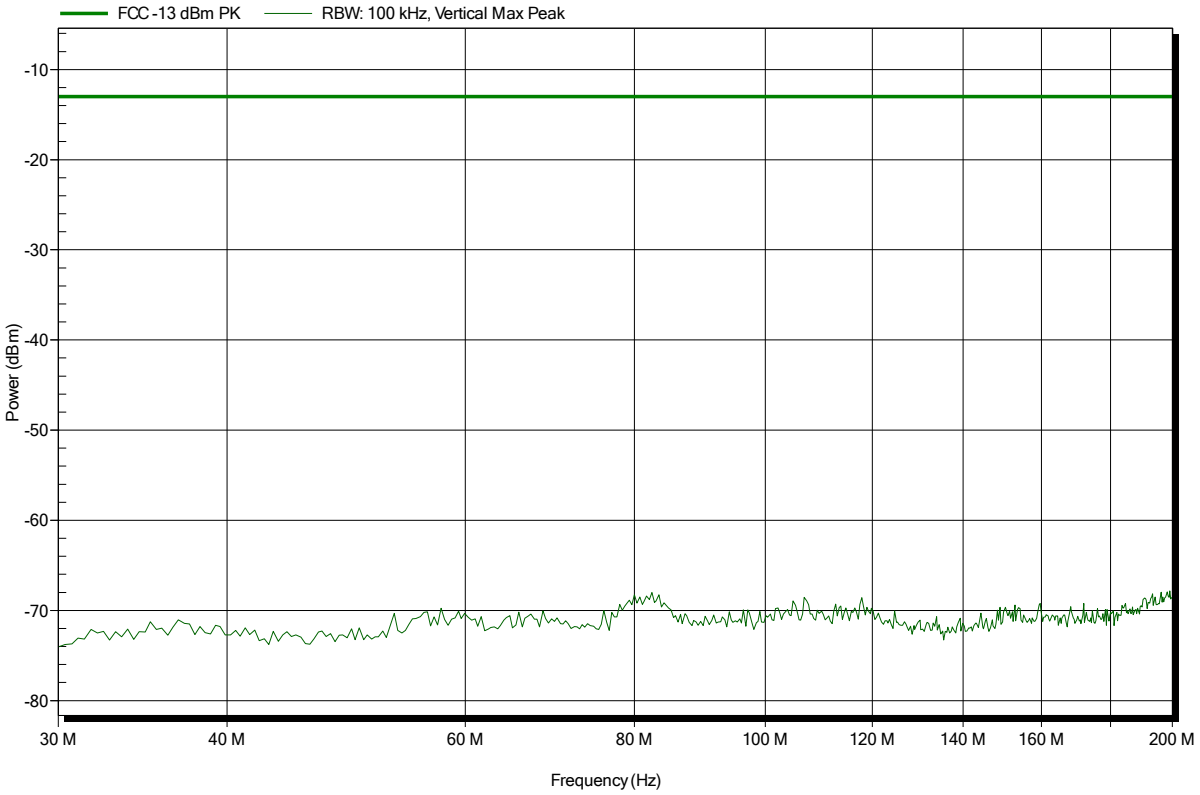

Spurious emissions according to FCC part 24 Subpart E

Project number: G0M-1407-3973

Applicant:	BARTEC PIXAVI AS
EUT Name:	Smartphone
Model:	ImpactX
Test Site:	Eurofins Product Service GmbH
Operator:	Mr. Handrik
Test Conditions:	Tnom: 24°C, Vnom: 3.7 V DC
Antenna:	Rohde & Schwarz HK 116, Horizontal
Measurement distance:	3 m
Mode:	TX; GPRS1900, Ch. 661, 1 uplink timeslot, Gamma 3
Test Date:	2014-09-23
Note:	EUT vertical; worst case

Index 63

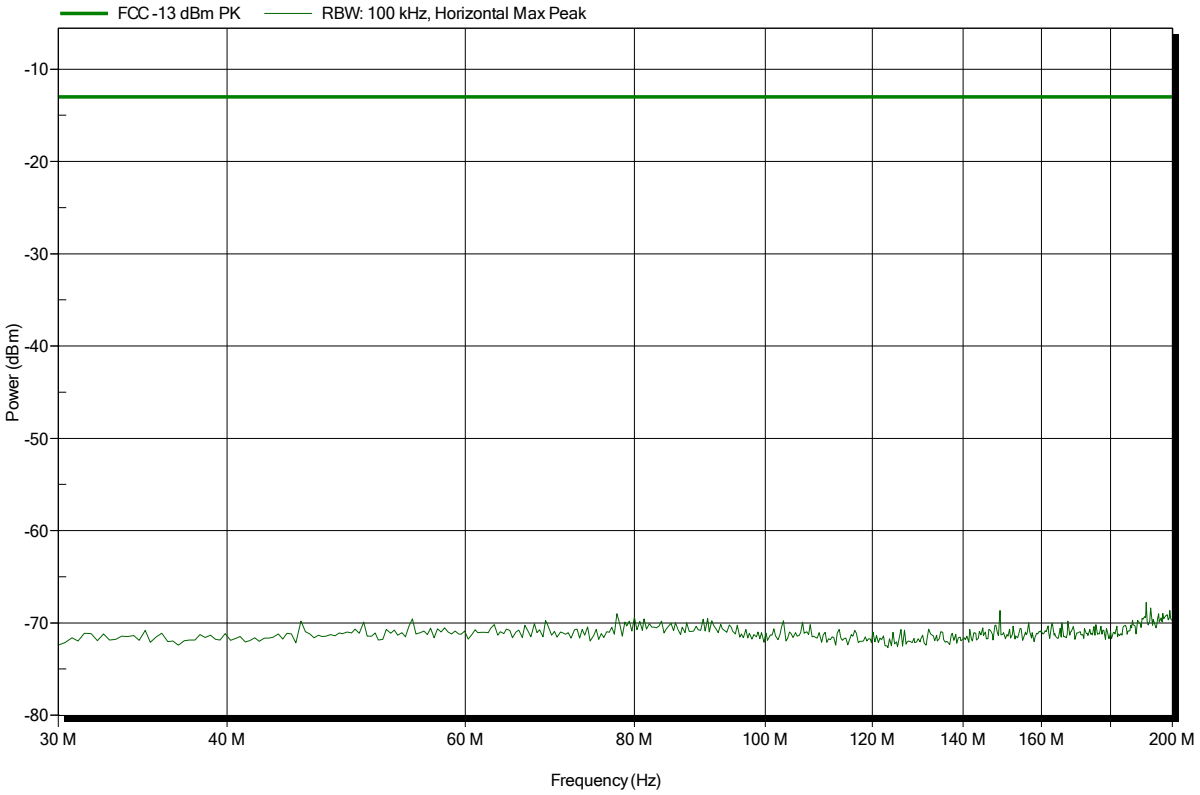

Spurious emissions according to FCC part 24 Subpart E

Project number: G0M-1407-3973

Applicant:	BARTEC PIXAVI AS
EUT Name:	Smartphone
Model:	ImpactX
Test Site:	Eurofins Product Service GmbH
Operator:	Mr. Handrik
Test Conditions:	Tnom: 24°C, Vnom: 3.7 V DC
Antenna:	Rohde & Schwarz HL 223, Vertical
Measurement distance:	3 m
Mode:	TX; GPRS1900, Ch. 661, 1 uplink timeslot, Gamma 3
Test Date:	2014-09-23
Note:	EUT vertical; worst case

Index 69

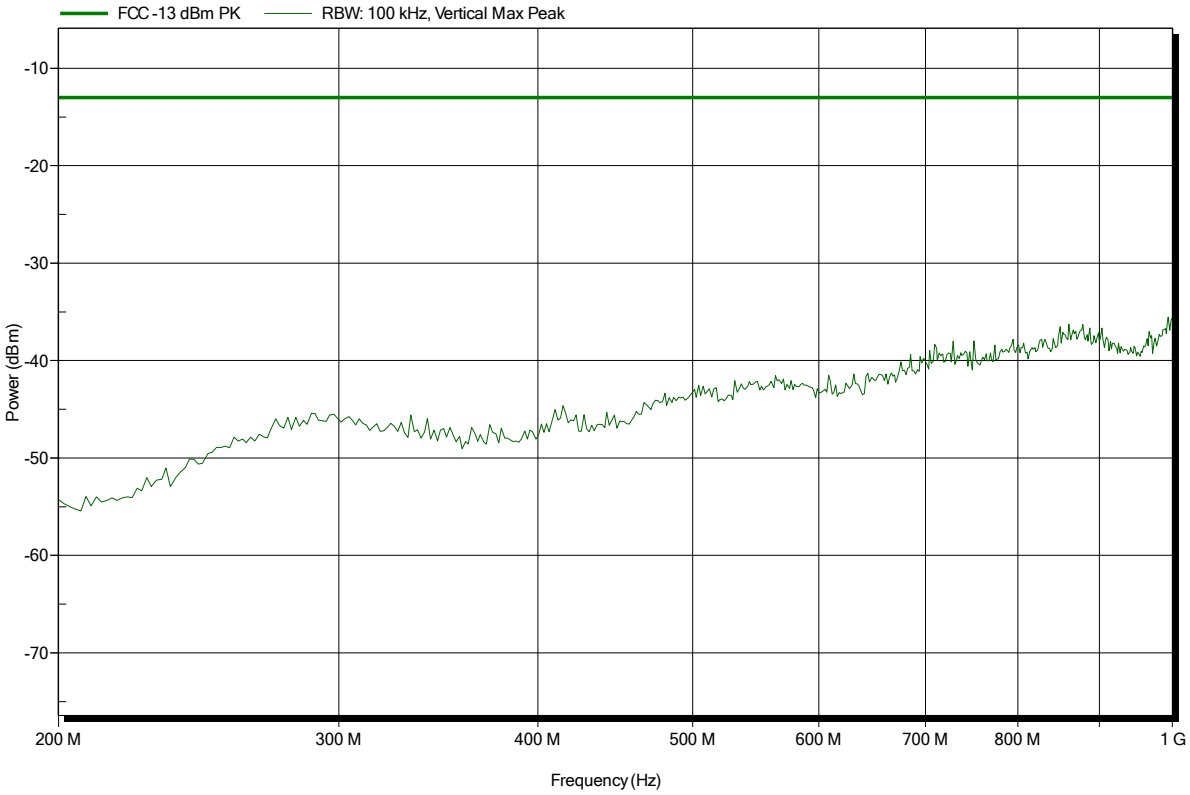

Spurious emissions according to FCC part 24 Subpart E

Project number: G0M-1407-3973

Applicant:	BARTEC PIXAVI AS
EUT Name:	Smartphone
Model:	ImpactX
Test Site:	Eurofins Product Service GmbH
Operator:	Mr. Handrik
Test Conditions:	Tnom: 24°C, Vnom: 3.7 V DC
Antenna:	Rohde & Schwarz HL 223, Horizontal
Measurement distance:	3 m
Mode:	TX; GPRS1900, Ch. 661, 1 uplink timeslot, Gamma 3
Test Date:	2014-09-23
Note:	EUT vertical; worst case

Index 72

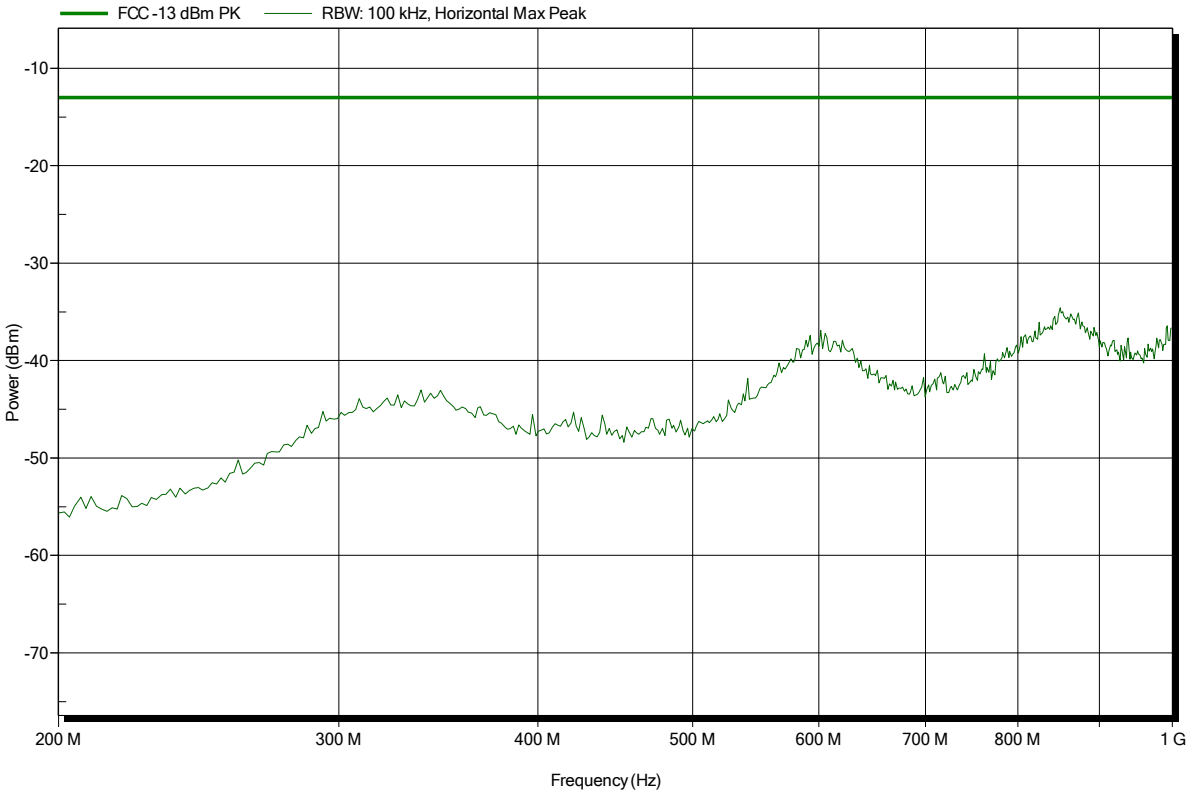

Spurious emissions according to FCC part 24 Subpart E

Project number: G0M-1407-3973

Applicant:	BARTEC PIXAVI AS
EUT Name:	Smartphone
Model:	ImpactX
Test Site:	Eurofins Product Service GmbH
Operator:	Mr. Handrik
Test Conditions:	Tnom: 24°C, Vnom: 3.7 V DC
Antenna:	Rohde & Schwarz HL 025, Vertical
Measurement distance:	3 m
Mode:	TX; GPRS1900, Ch. 661, 1 uplink timeslot, Gamma 3
Test Date:	2014-09-23
Note:	EUT vertical

Index 75

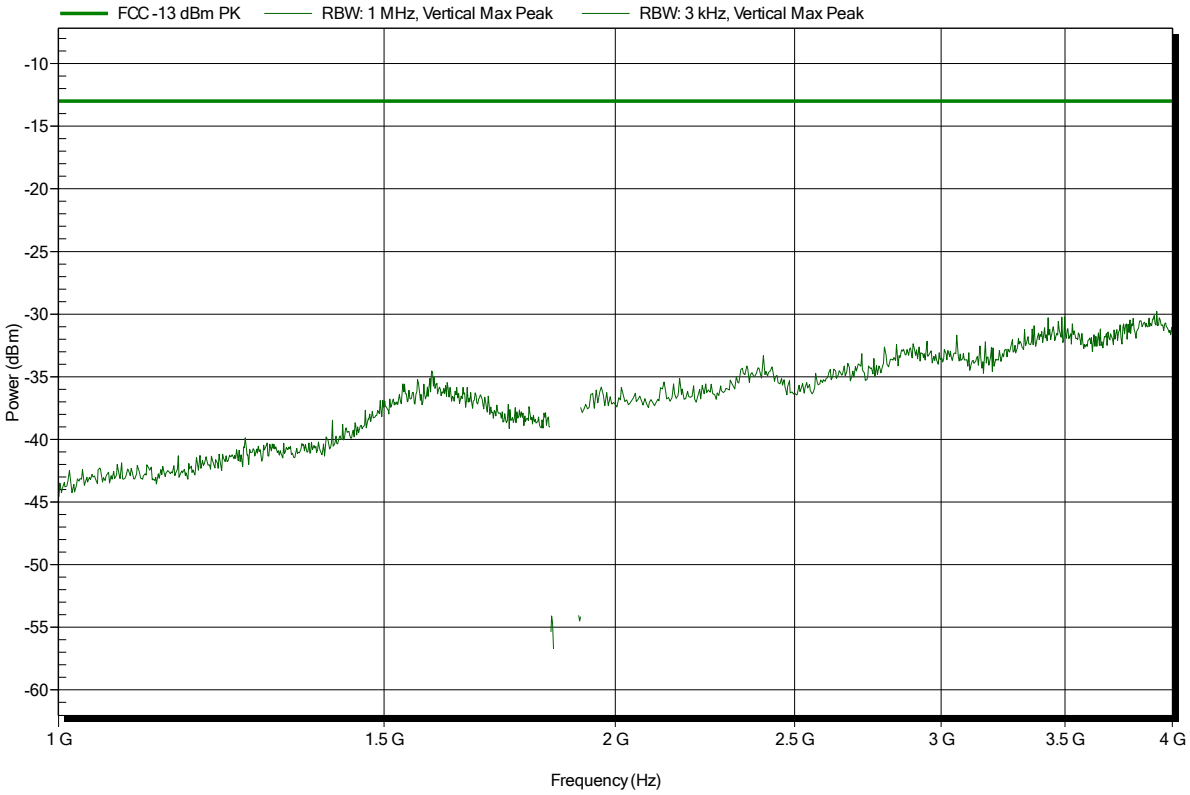

Spurious emissions according to FCC part 24 Subpart E

Project number: G0M-1407-3973

Applicant:	BARTEC PIXAVI AS
EUT Name:	Smartphone
Model:	ImpactX
Test Site:	Eurofins Product Service GmbH
Operator:	Mr. Handrik
Test Conditions:	Tnom: 24°C, Vnom: 3.7 V DC
Antenna:	Rohde & Schwarz HL 025, Horizontal
Measurement distance:	3 m
Mode:	TX; GPRS1900, Ch. 661, 1 uplink timeslot, Gamma 3
Test Date:	2014-09-23
Note:	EUT vertical

Index 78

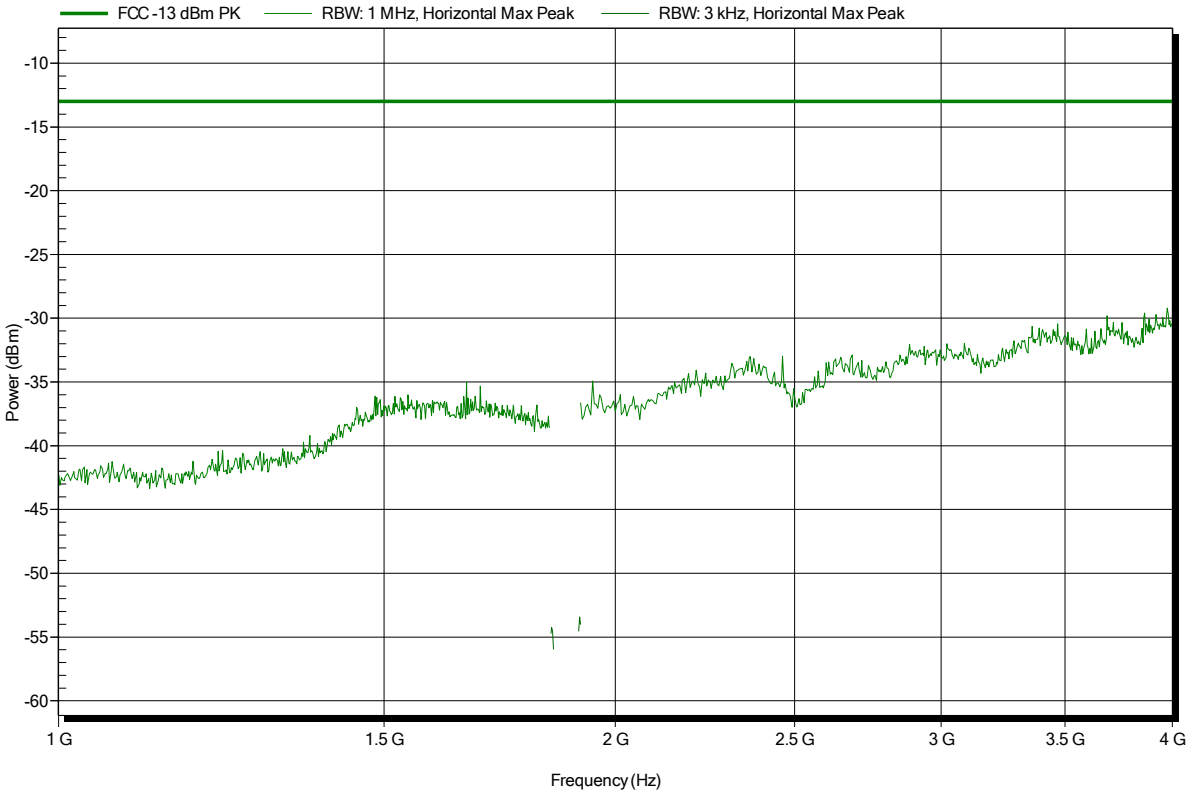

Spurious emissions according to FCC part 24 Subpart E

Project number: G0M-1407-3973

Applicant:	BARTEC PIXAVI AS
EUT Name:	Smartphone
Model:	ImpactX
Test Site:	Eurofins Product Service GmbH
Operator:	Mr. Handrik
Test Conditions:	Tnom: 24°C, Vnom: 3.7 V DC
Antenna:	Rohde & Schwarz HL 025, Vertical
Measurement distance:	3 m
Mode:	TX; GPRS1900, Ch. 661, 1 uplink timeslot, Gamma 3
Test Date:	2014-09-23
Note:	EUT vertical

Index 92

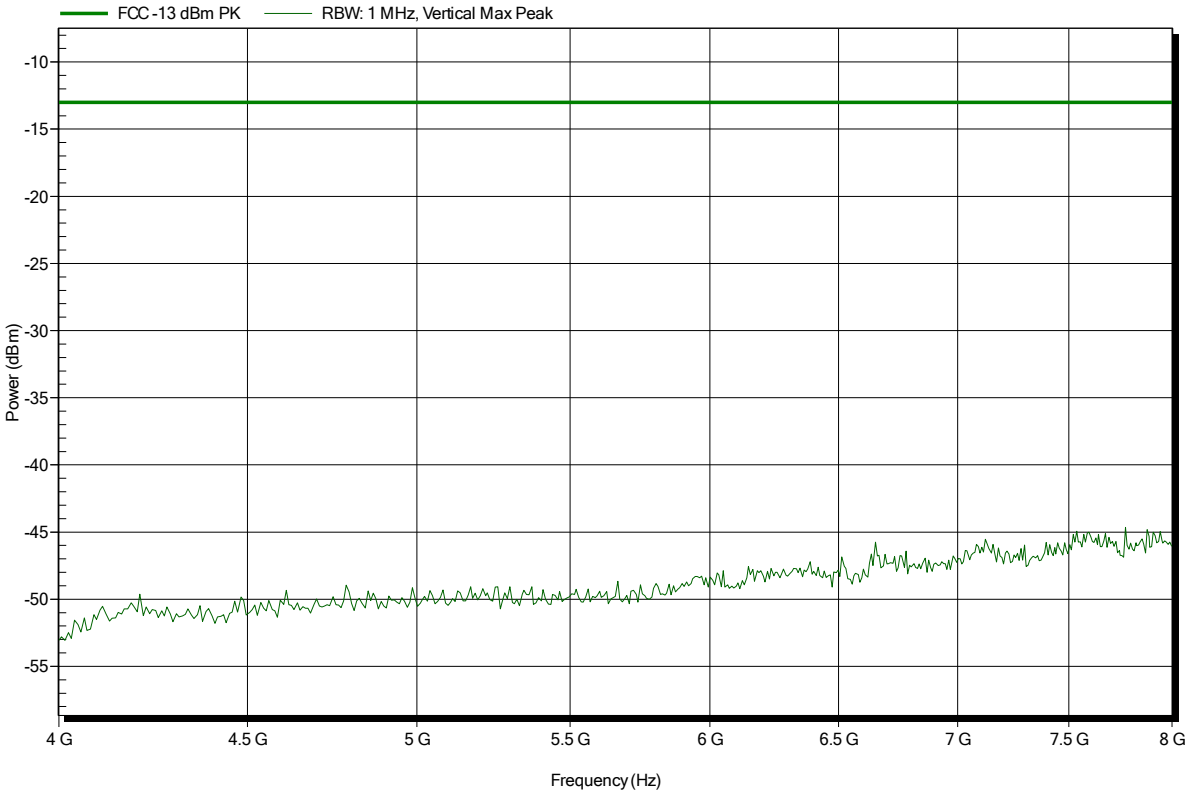

Spurious emissions according to FCC part 24 Subpart E

Project number: G0M-1407-3973

Applicant:	BARTEC PIXAVI AS
EUT Name:	Smartphone
Model:	ImpactX
Test Site:	Eurofins Product Service GmbH
Operator:	Mr. Handrik
Test Conditions:	Tnom: 24°C, Vnom: 3.7 V DC
Antenna:	Rohde & Schwarz HL 025, Horizontal
Measurement distance:	3 m
Mode:	TX; GPRS1900, Ch. 661, 1 uplink timeslot, Gamma 3
Test Date:	2014-09-23
Note:	EUT vertical

Index 85

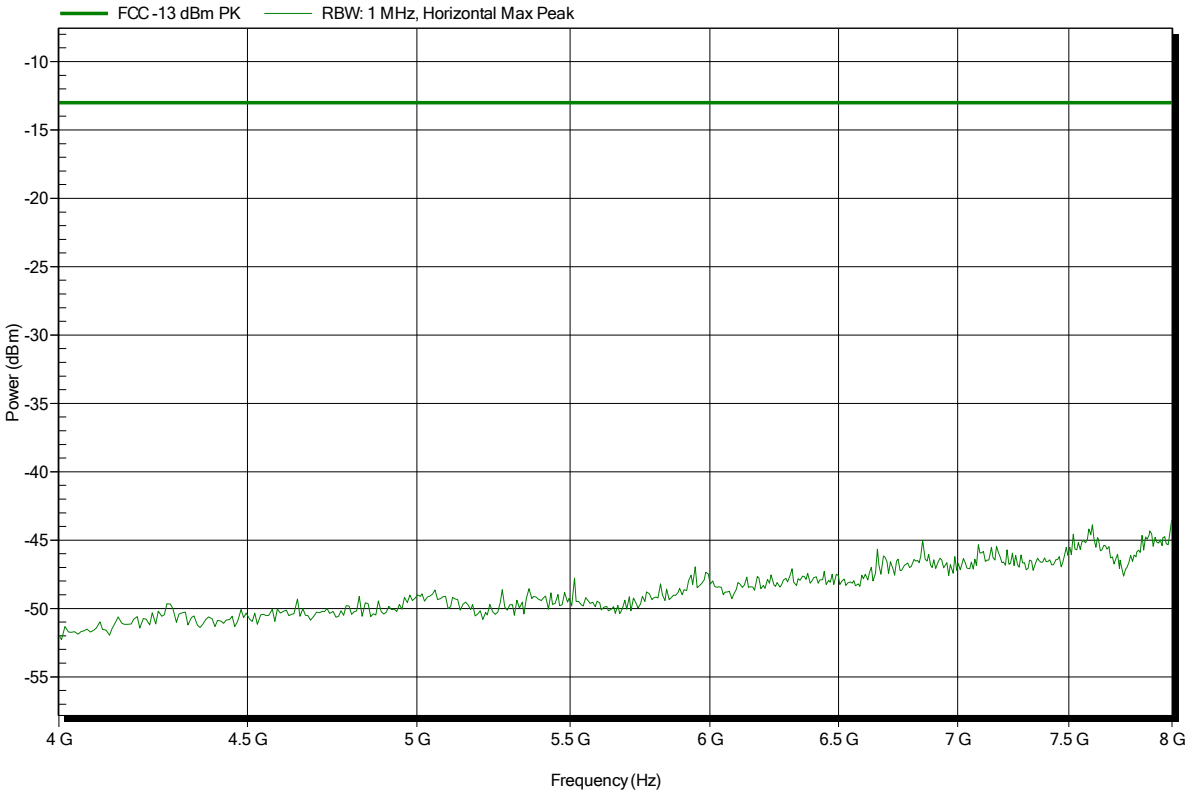

Spurious emissions according to FCC part 24 Subpart E

Project number: G0M-1407-3973

Applicant:	BARTEC PIXAVI AS
EUT Name:	Smartphone
Model:	ImpactX
Test Site:	Eurofins Product Service GmbH
Operator:	Mr. Handrik
Test Conditions:	Tnom: 24°C, Vnom: 3.7 V DC
Antenna:	Rohde & Schwarz HL 025, Vertical
Measurement distance:	3 m
Mode:	TX; GPRS1900, Ch. 661, 1 uplink timeslot, Gamma 3
Test Date:	2014-09-23
Note:	EUT vertical

Index 93

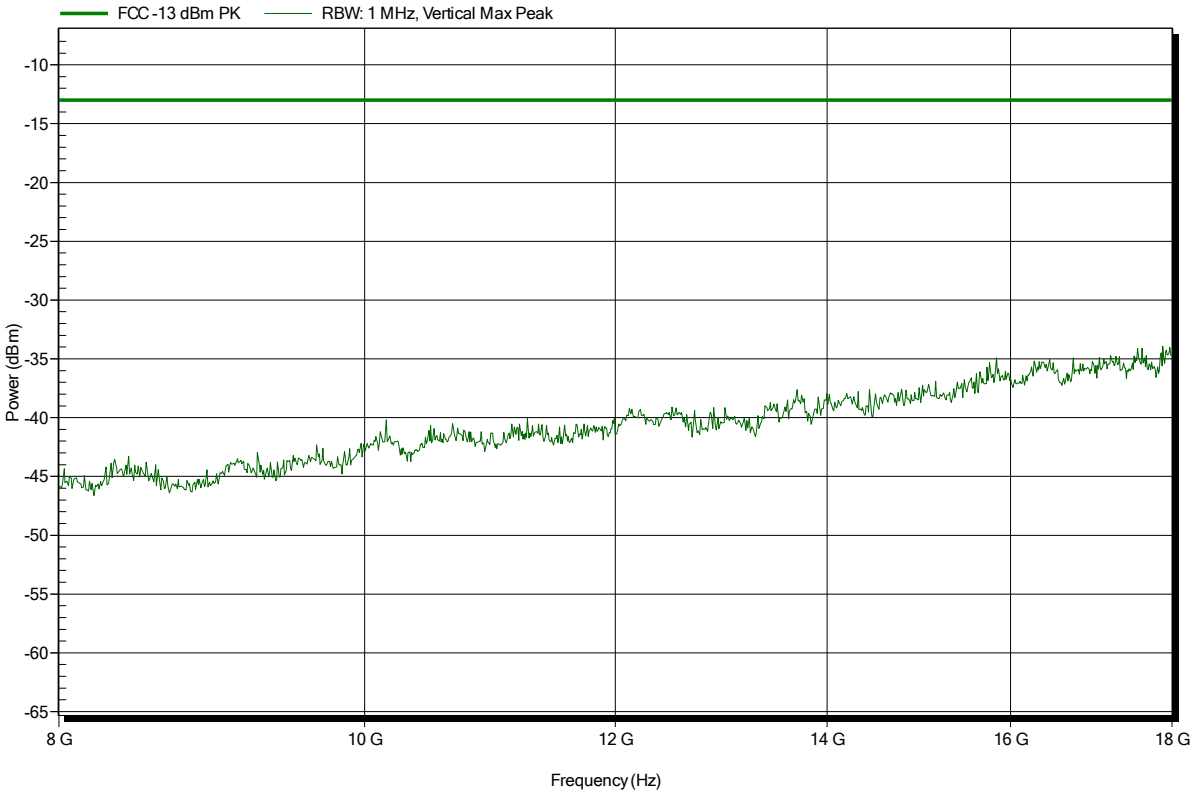

Spurious emissions according to FCC part 24 Subpart E

Project number: G0M-1407-3973

Applicant:	BARTEC PIXAVI AS
EUT Name:	Smartphone
Model:	ImpactX
Test Site:	Eurofins Product Service GmbH
Operator:	Mr. Handrik
Test Conditions:	Tnom: 24°C, Vnom: 3.7 V DC
Antenna:	Rohde & Schwarz HL 025, Horizontal
Measurement distance:	3 m
Mode:	TX; GPRS1900, Ch. 661, 1 uplink timeslot, Gamma 3
Test Date:	2014-09-23
Note:	EUT vertical

Index 84

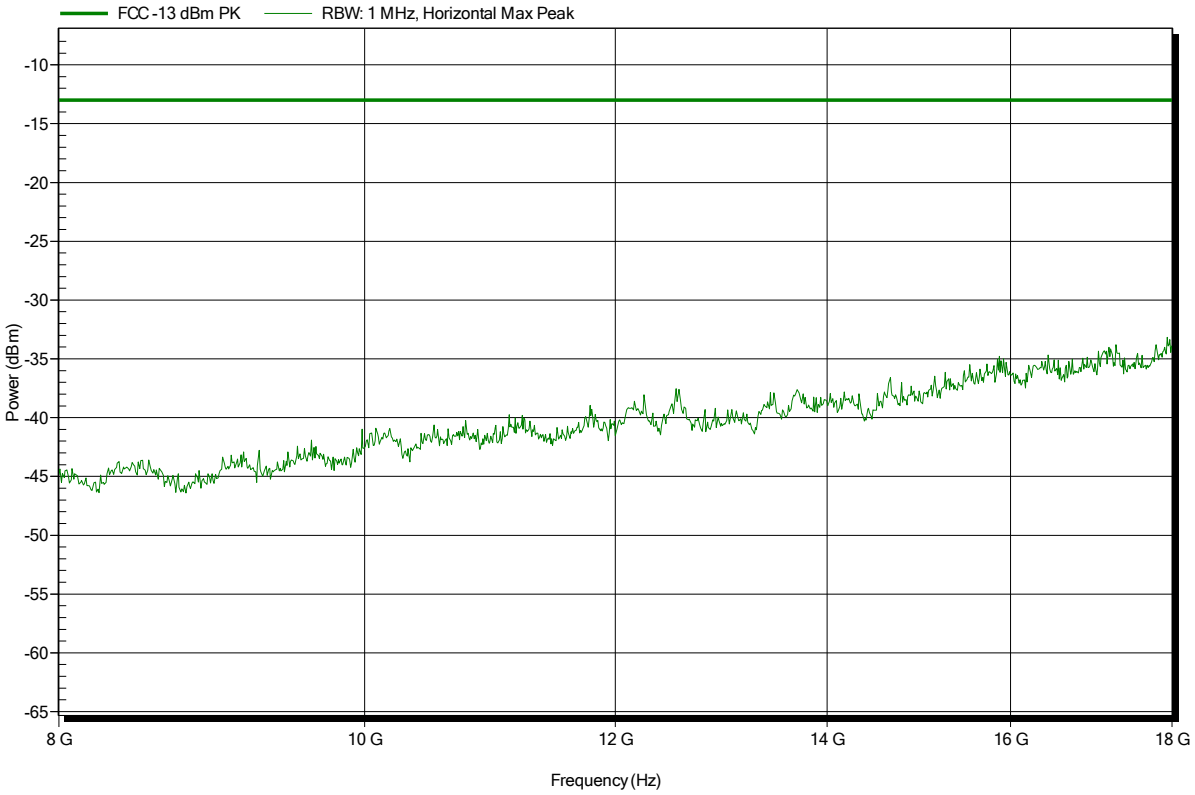

Spurious emissions according to FCC part 24 Subpart E

Project number: G0M-1407-3973

Applicant:	BARTEC PIXAVI AS
EUT Name:	Smartphone
Model:	ImpactX
Test Site:	Eurofins Product Service GmbH
Operator:	Mr. Handrik
Test Conditions:	Tnom: 24°C, Vnom: 3.7 V DC
Antenna:	Rohde & Schwarz HL 025, Vertical
Measurement distance:	3 m
Mode:	TX; GPRS1900, Ch. 661, 1 uplink timeslot, Gamma 3
Test Date:	2014-09-23
Note:	EUT vertical

Index 94

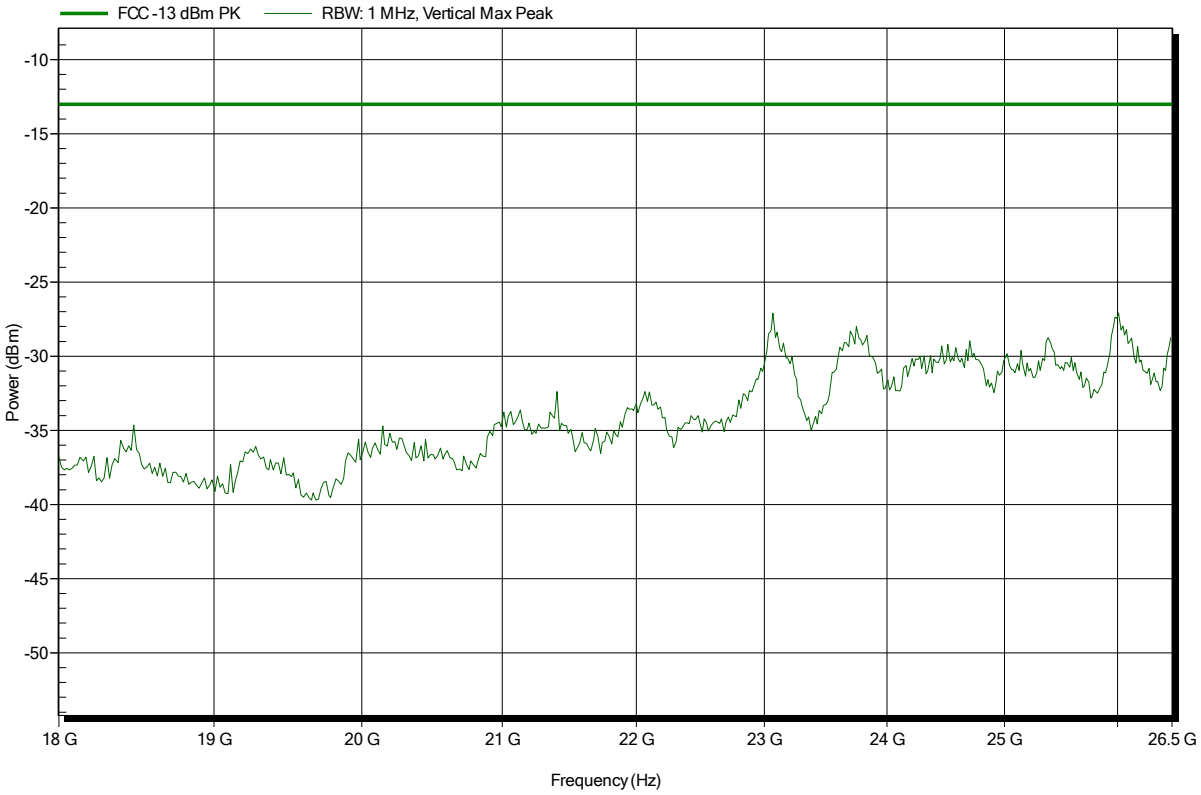

Spurious emissions according to FCC part 24 Subpart E

Project number: G0M-1407-3973

Applicant:	BARTEC PIXAVI AS
EUT Name:	Smartphone
Model:	ImpactX
Test Site:	Eurofins Product Service GmbH
Operator:	Mr. Handrik
Test Conditions:	Tnom: 24°C, Vnom: 3.7 V DC
Antenna:	Rohde & Schwarz HL 025, Horizontal
Measurement distance:	3 m
Mode:	TX; GPRS1900, Ch. 661, 1 uplink timeslot, Gamma 3
Test Date:	2014-09-23
Note:	EUT vertical

Index 83

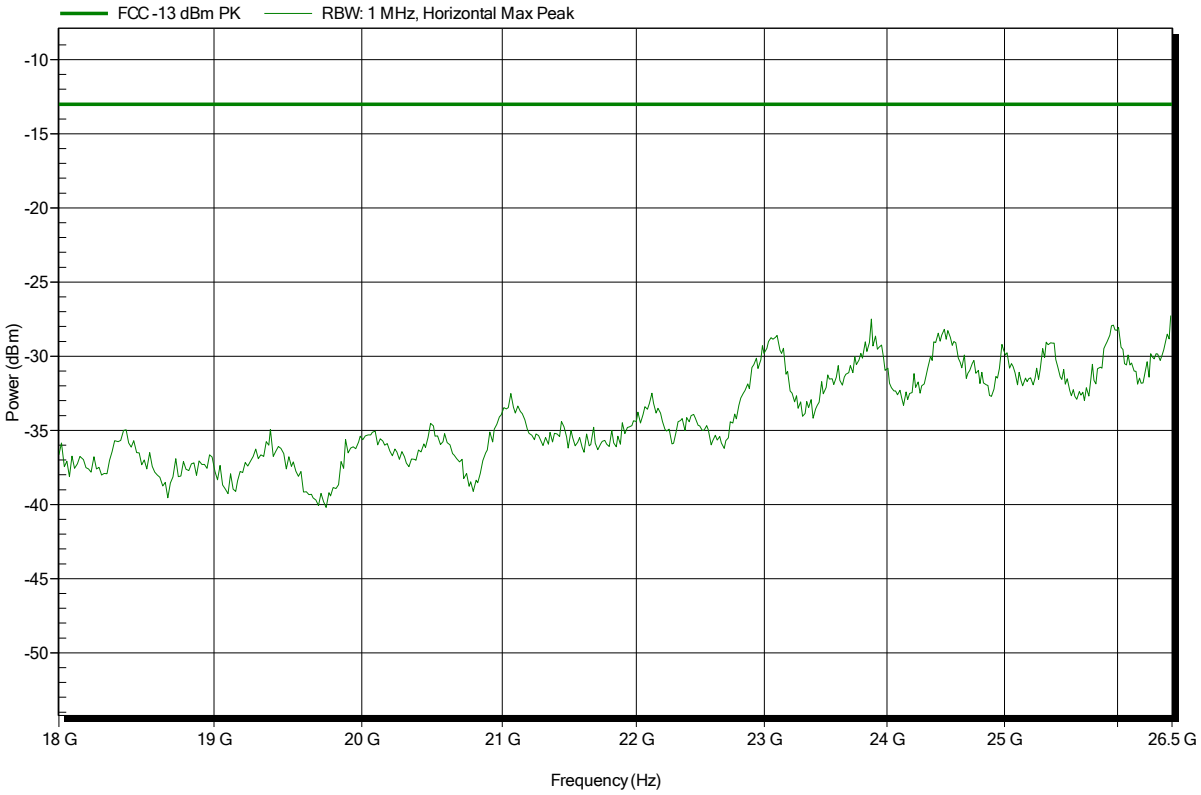

Spurious emissions according to FCC part 24 Subpart E

Project number: G0M-1407-3973

Applicant:	BARTEC PIXAVI AS
EUT Name:	Smartphone
Model:	ImpactX
Test Site:	Eurofins Product Service GmbH
Operator:	Mr. Handrik
Test Conditions:	Tnom: 24°C, Vnom: 3.7 V DC
Antenna:	Rohde & Schwarz HK 116, Vertical
Measurement distance:	3 m
Mode:	TX; GPRS1900, Ch. 810, 1 uplink timeslot, Gamma 3
Test Date:	2014-09-23
Note:	EUT vertical; worst case

Index 65

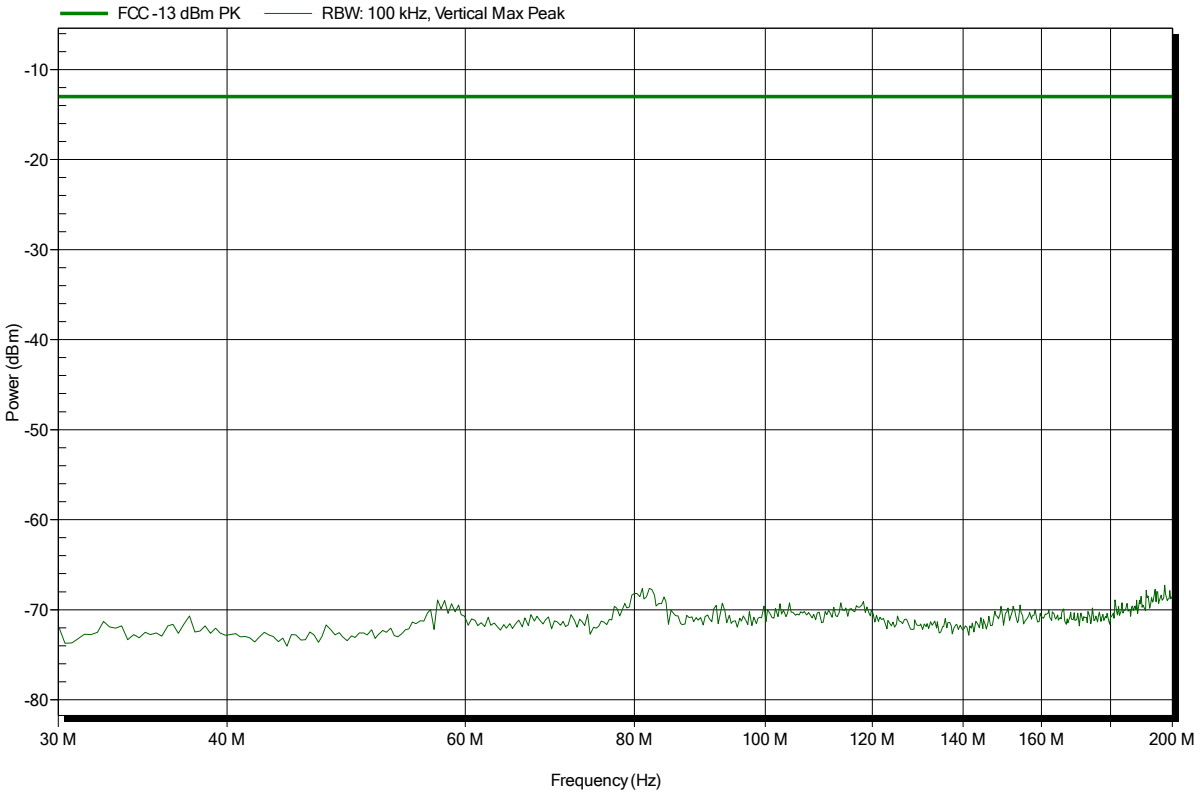

Spurious emissions according to FCC part 24 Subpart E

Project number: G0M-1407-3973

Applicant:	BARTEC PIXAVI AS
EUT Name:	Smartphone
Model:	ImpactX
Test Site:	Eurofins Product Service GmbH
Operator:	Mr. Handrik
Test Conditions:	Tnom: 24°C, Vnom: 3.7 V DC
Antenna:	Rohde & Schwarz HK 116, Horizontal
Measurement distance:	3 m
Mode:	TX; GPRS1900, Ch. 810, 1 uplink timeslot, Gamma 3
Test Date:	2014-09-23
Note:	EUT vertical; worst case

Index 64

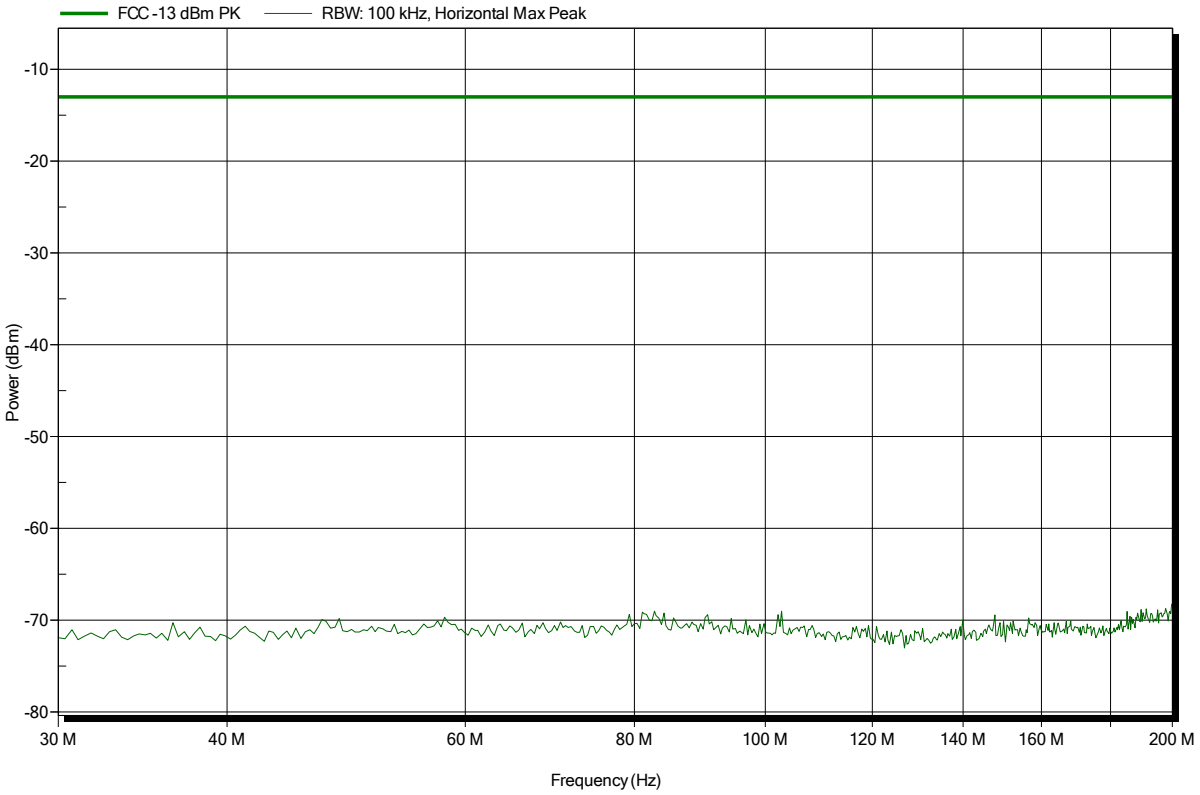

Spurious emissions according to FCC part 24 Subpart E

Project number: G0M-1407-3973

Applicant:	BARTEC PIXAVI AS
EUT Name:	Smartphone
Model:	ImpactX
Test Site:	Eurofins Product Service GmbH
Operator:	Mr. Handrik
Test Conditions:	Tnom: 24°C, Vnom: 3.7 V DC
Antenna:	Rohde & Schwarz HL 223, Vertical
Measurement distance:	3 m
Mode:	TX; GPRS1900, Ch. 810, 1 uplink timeslot, Gamma 3
Test Date:	2014-09-23
Note:	EUT vertical; worst case

Index 68

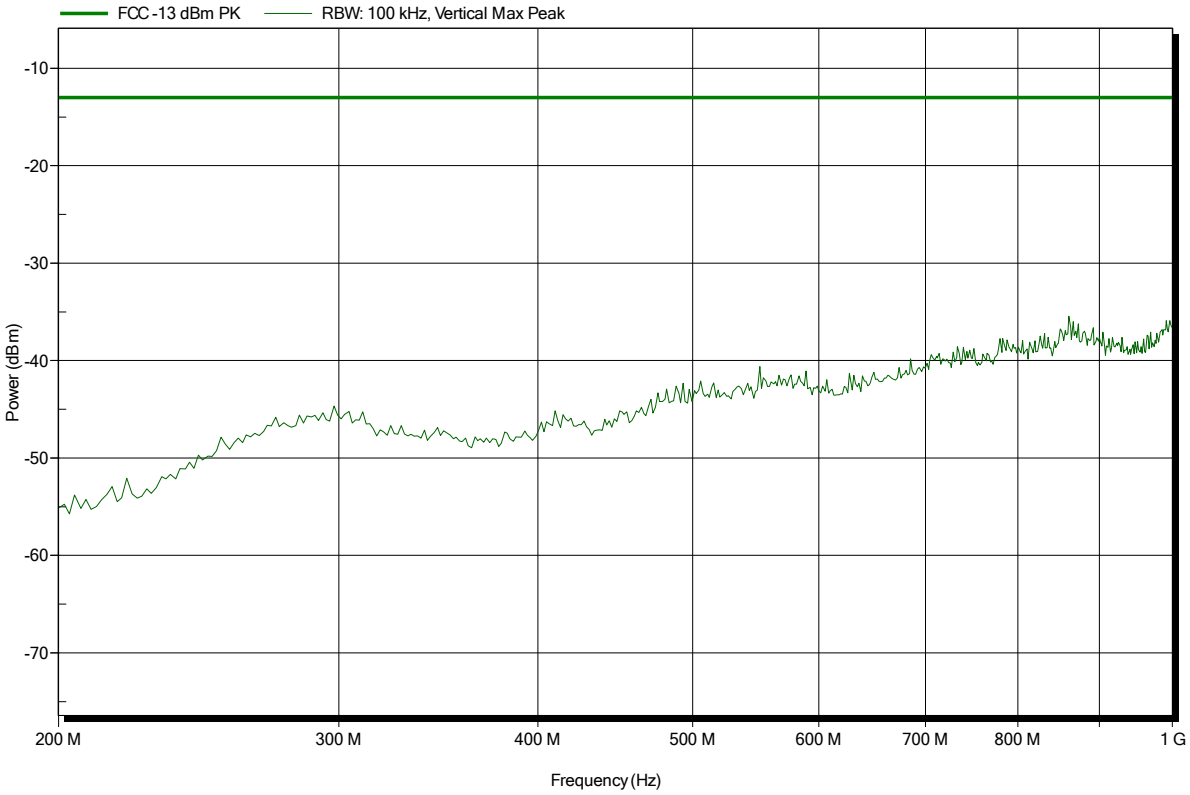

Spurious emissions according to FCC part 24 Subpart E

Project number: G0M-1407-3973

Applicant:	BARTEC PIXAVI AS
EUT Name:	Smartphone
Model:	ImpactX
Test Site:	Eurofins Product Service GmbH
Operator:	Mr. Handrik
Test Conditions:	Tnom: 24°C, Vnom: 3.7 V DC
Antenna:	Rohde & Schwarz HL 223, Horizontal
Measurement distance:	3 m
Mode:	TX; GPRS1900, Ch. 810, 1 uplink timeslot, Gamma 3
Test Date:	2014-09-23
Note:	EUT vertical; worst case

Index 73

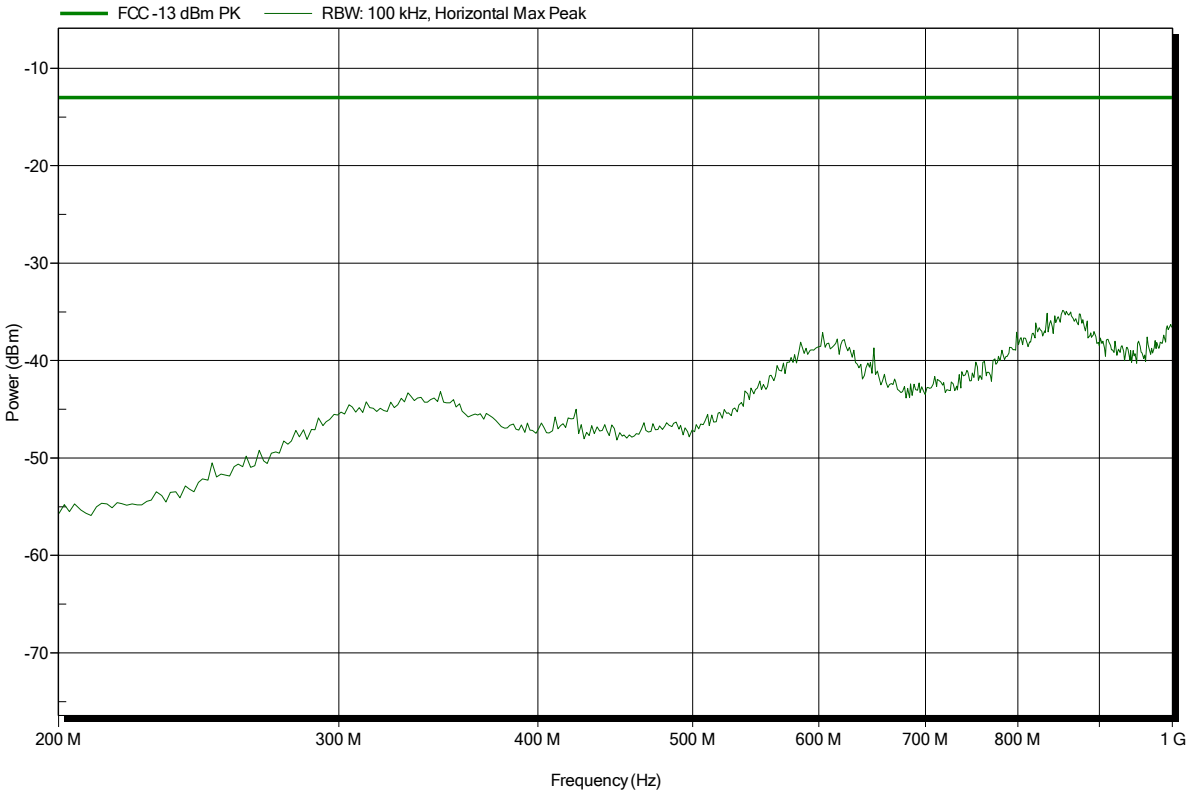

Spurious emissions according to FCC part 24 Subpart E

Project number: G0M-1407-3973

Applicant:	BARTEC PIXAVI AS
EUT Name:	Smartphone
Model:	ImpactX
Test Site:	Eurofins Product Service GmbH
Operator:	Mr. Handrik
Test Conditions:	Tnom: 24°C, Vnom: 3.7 V DC
Antenna:	Rohde & Schwarz HL 025, Vertical
Measurement distance:	3 m
Mode:	TX; GPRS1900, Ch. 810, 1 uplink timeslot, Gamma 3
Test Date:	2014-09-23
Note:	EUT vertical

Index 74

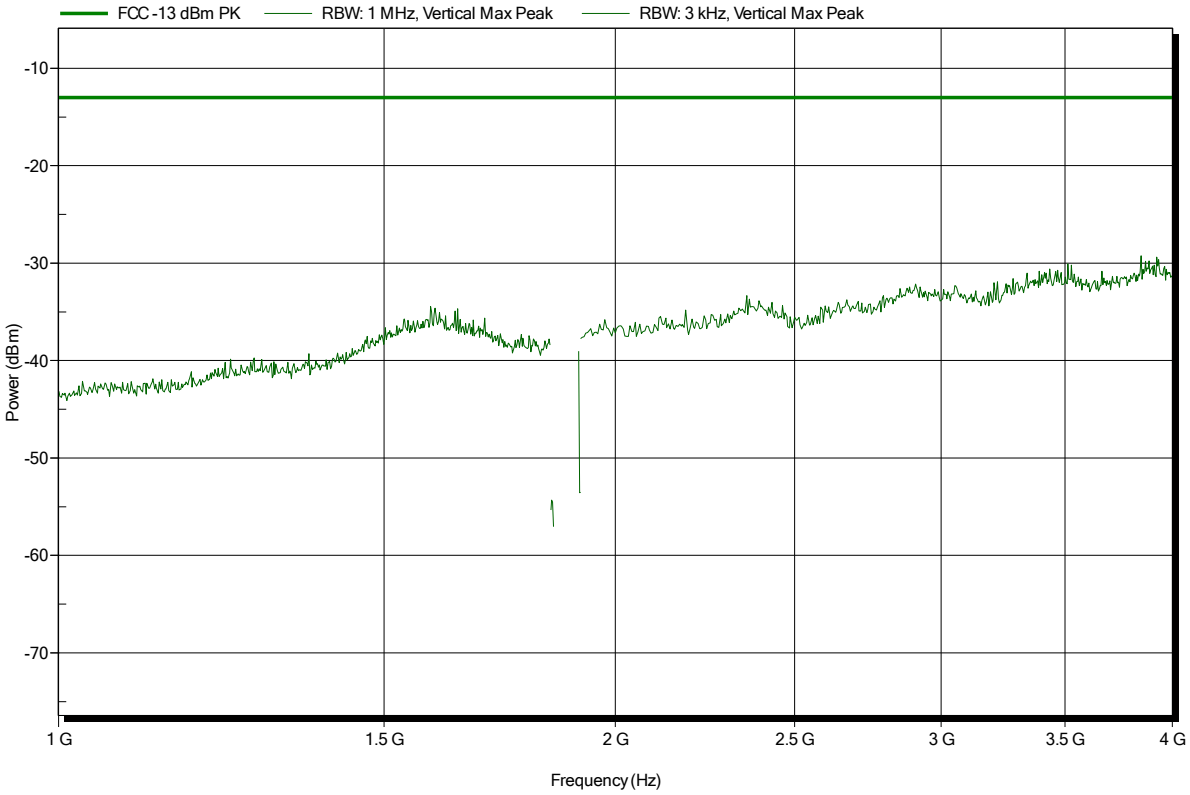

Spurious emissions according to FCC part 24 Subpart E

Project number: G0M-1407-3973

Applicant:	BARTEC PIXAVI AS
EUT Name:	Smartphone
Model:	ImpactX
Test Site:	Eurofins Product Service GmbH
Operator:	Mr. Handrik
Test Conditions:	Tnom: 24°C, Vnom: 3.7 V DC
Antenna:	Rohde & Schwarz HL 025, Horizontal
Measurement distance:	3 m
Mode:	TX; GPRS1900, Ch. 810, 1 uplink timeslot, Gamma 3
Test Date:	2014-09-23
Note:	EUT vertical

Index 79

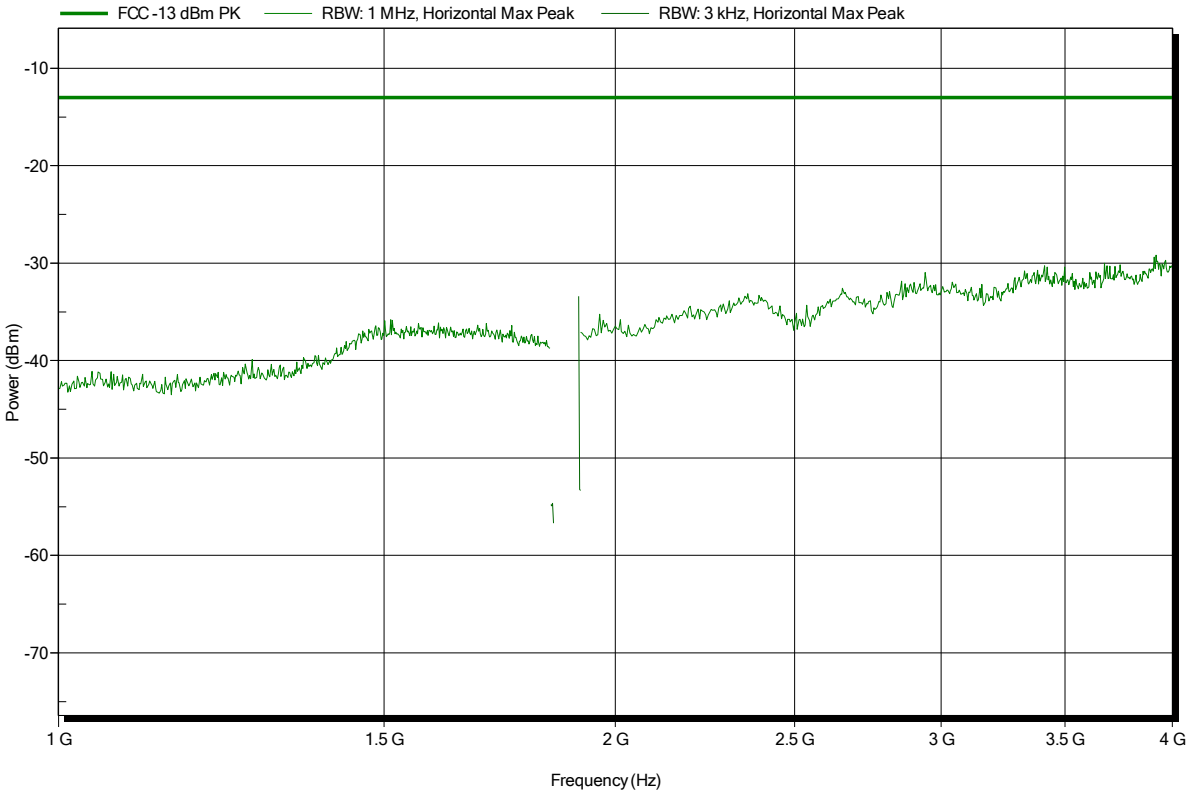

Spurious emissions according to FCC part 24 Subpart E

Project number: G0M-1407-3973

Applicant:	BARTEC PIXAVI AS
EUT Name:	Smartphone
Model:	ImpactX
Test Site:	Eurofins Product Service GmbH
Operator:	Mr. Handrik
Test Conditions:	Tnom: 24°C, Vnom: 3.7 V DC
Antenna:	Rohde & Schwarz HL 025, Vertical
Measurement distance:	3 m
Mode:	TX; GPRS1900, Ch. 810, 1 uplink timeslot, Gamma 3
Test Date:	2014-09-23
Note:	EUT vertical

Index 97

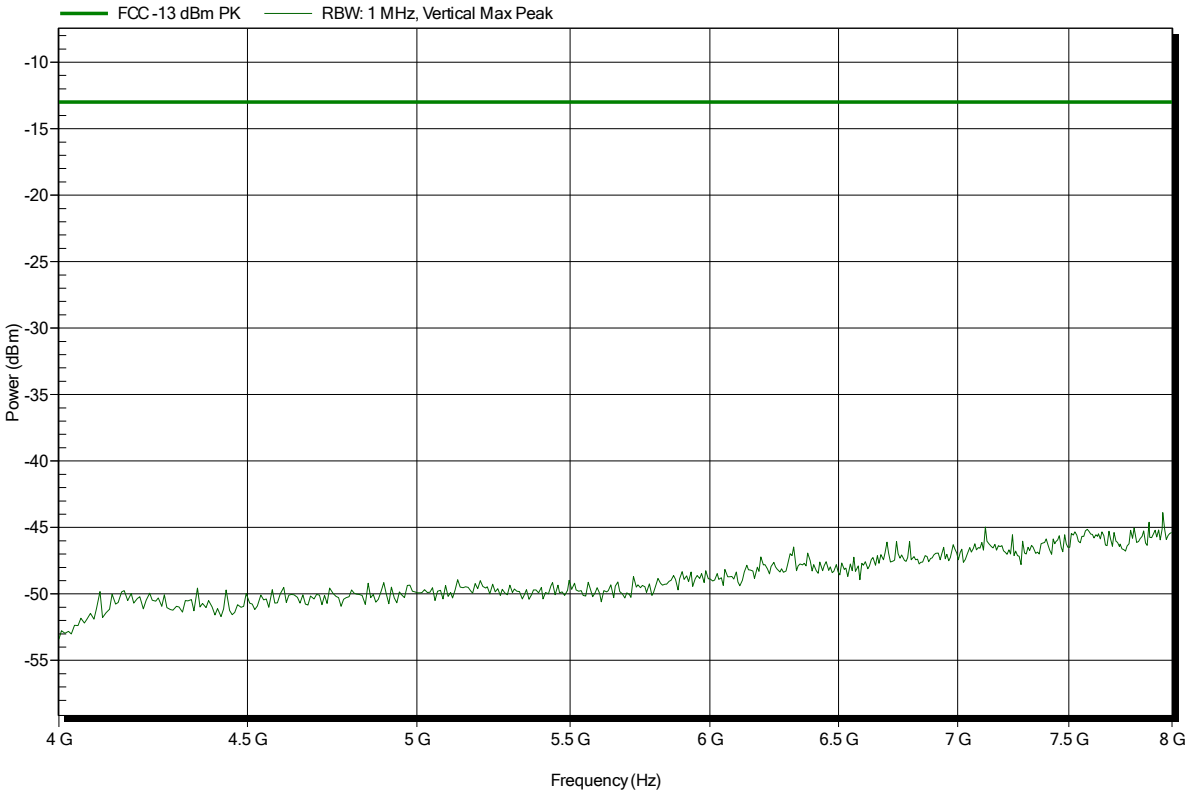

Spurious emissions according to FCC part 24 Subpart E

Project number: G0M-1407-3973

Applicant:	BARTEC PIXAVI AS
EUT Name:	Smartphone
Model:	ImpactX
Test Site:	Eurofins Product Service GmbH
Operator:	Mr. Handrik
Test Conditions:	Tnom: 24°C, Vnom: 3.7 V DC
Antenna:	Rohde & Schwarz HL 025, Horizontal
Measurement distance:	3 m
Mode:	TX; GPRS1900, Ch. 810, 1 uplink timeslot, Gamma 3
Test Date:	2014-09-23
Note:	EUT vertical

Index 80

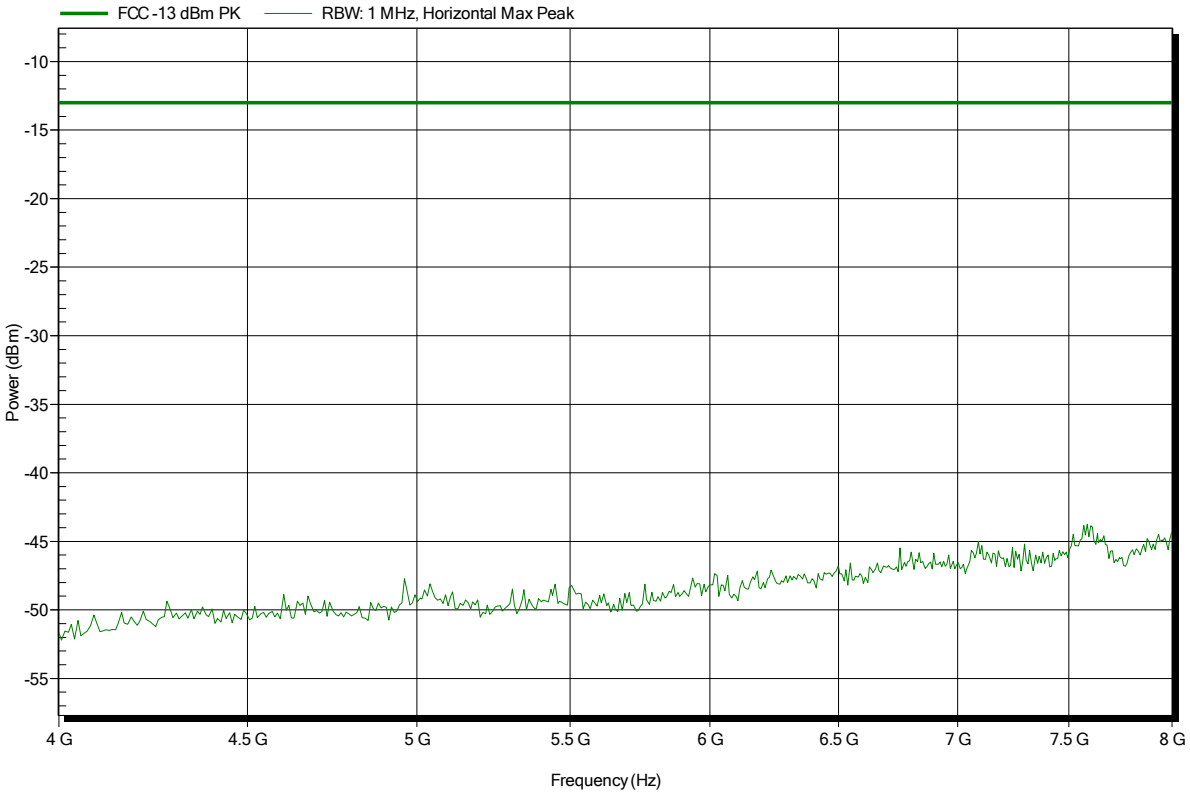

Spurious emissions according to FCC part 24 Subpart E

Project number: G0M-1407-3973

Applicant:	BARTEC PIXAVI AS
EUT Name:	Smartphone
Model:	ImpactX
Test Site:	Eurofins Product Service GmbH
Operator:	Mr. Handrik
Test Conditions:	Tnom: 24°C, Vnom: 3.7 V DC
Antenna:	Rohde & Schwarz HL 025, Vertical
Measurement distance:	3 m
Mode:	TX; GPRS1900, Ch. 810, 1 uplink timeslot, Gamma 3
Test Date:	2014-09-23
Note:	EUT vertical

Index 96

Spurious emissions according to FCC part 24 Subpart E

Project number: G0M-1407-3973

Applicant:	BARTEC PIXAVI AS
EUT Name:	Smartphone
Model:	ImpactX
Test Site:	Eurofins Product Service GmbH
Operator:	Mr. Handrik
Test Conditions:	Tnom: 24°C, Vnom: 3.7 V DC
Antenna:	Rohde & Schwarz HL 025, Horizontal
Measurement distance:	3 m
Mode:	TX; GPRS1900, Ch. 810, 1 uplink timeslot, Gamma 3
Test Date:	2014-09-23
Note:	EUT vertical

Index 81

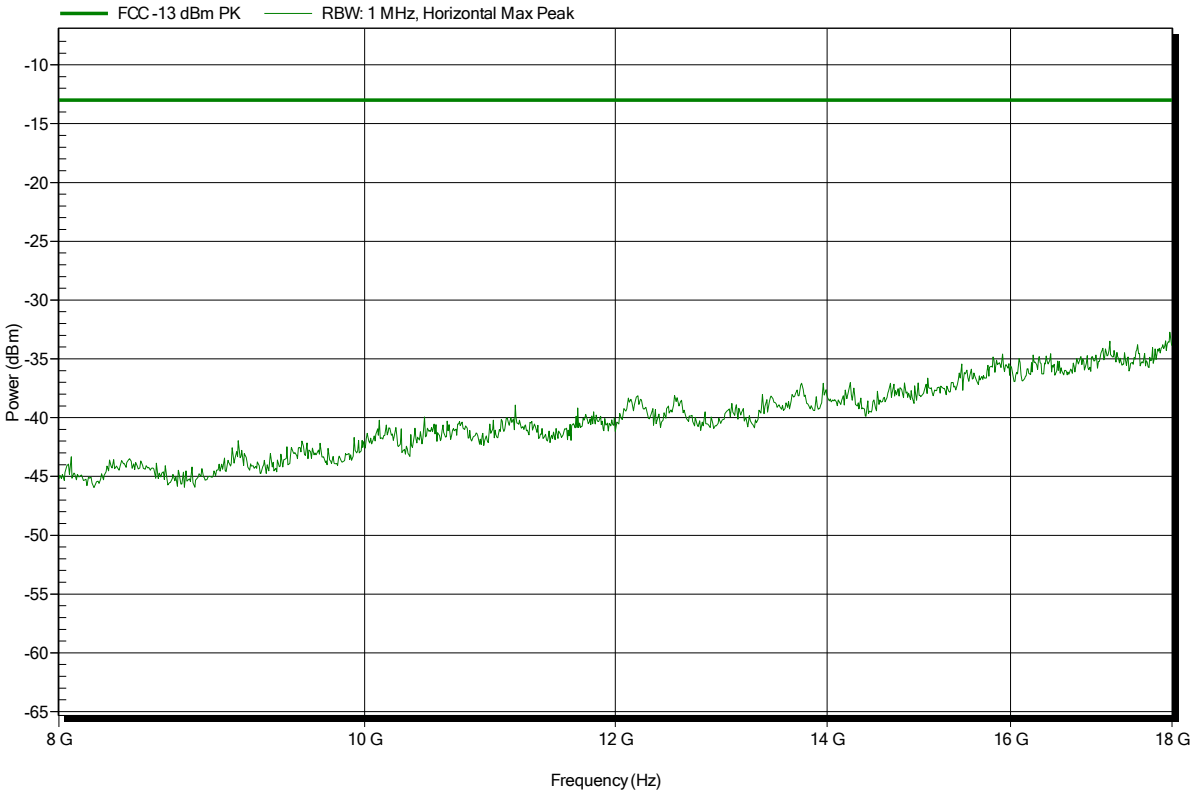

Spurious emissions according to FCC part 24 Subpart E

Project number: G0M-1407-3973

Applicant:	BARTEC PIXAVI AS
EUT Name:	Smartphone
Model:	ImpactX
Test Site:	Eurofins Product Service GmbH
Operator:	Mr. Handrik
Test Conditions:	Tnom: 24°C, Vnom: 3.7 V DC
Antenna:	Rohde & Schwarz HL 025, Vertical
Measurement distance:	3 m
Mode:	TX; GPRS1900, Ch. 810, 1 uplink timeslot, Gamma 3
Test Date:	2014-09-23
Note:	EUT vertical

Index 95

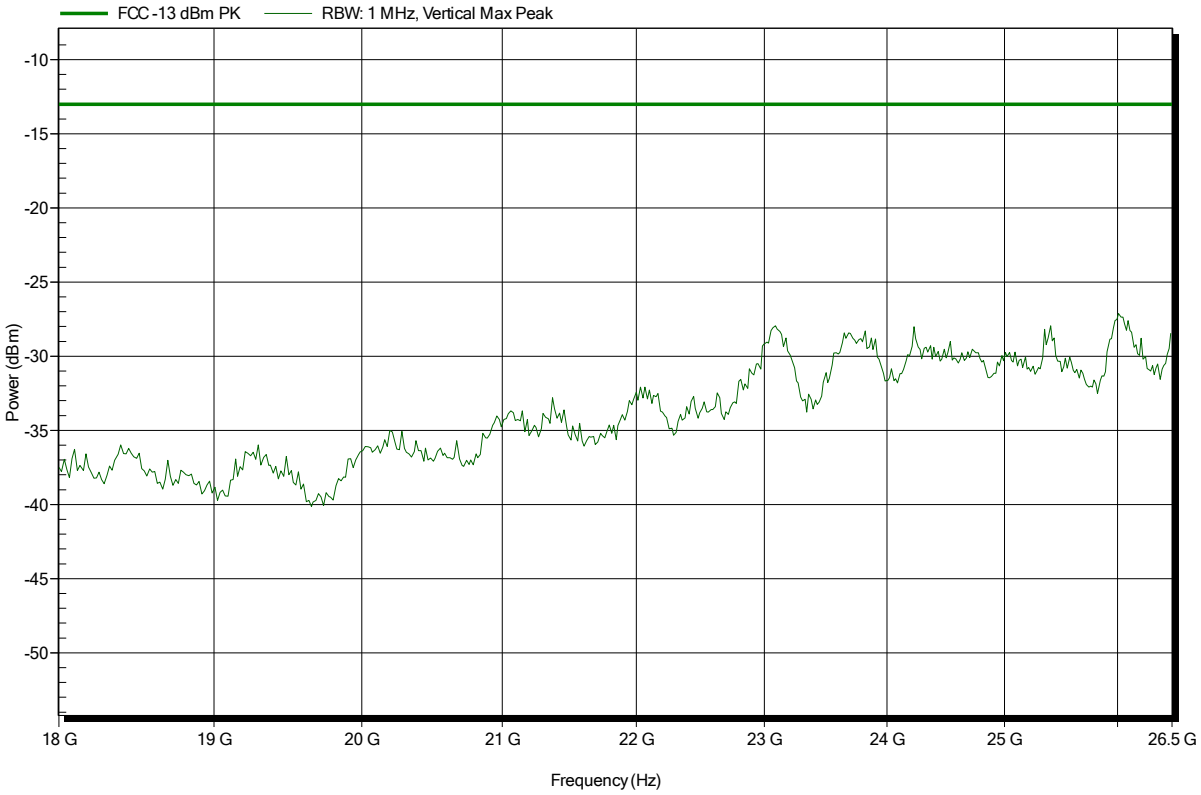

Spurious emissions according to FCC part 24 Subpart E

Project number: G0M-1407-3973

Applicant:	BARTEC PIXAVI AS
EUT Name:	Smartphone
Model:	ImpactX
Test Site:	Eurofins Product Service GmbH
Operator:	Mr. Handrik
Test Conditions:	Tnom: 24°C, Vnom: 3.7 V DC
Antenna:	Rohde & Schwarz HL 025, Horizontal
Measurement distance:	3 m
Mode:	TX; GPRS1900, Ch. 810, 1 uplink timeslot, Gamma 3
Test Date:	2014-09-23
Note:	EUT vertical

Index 82

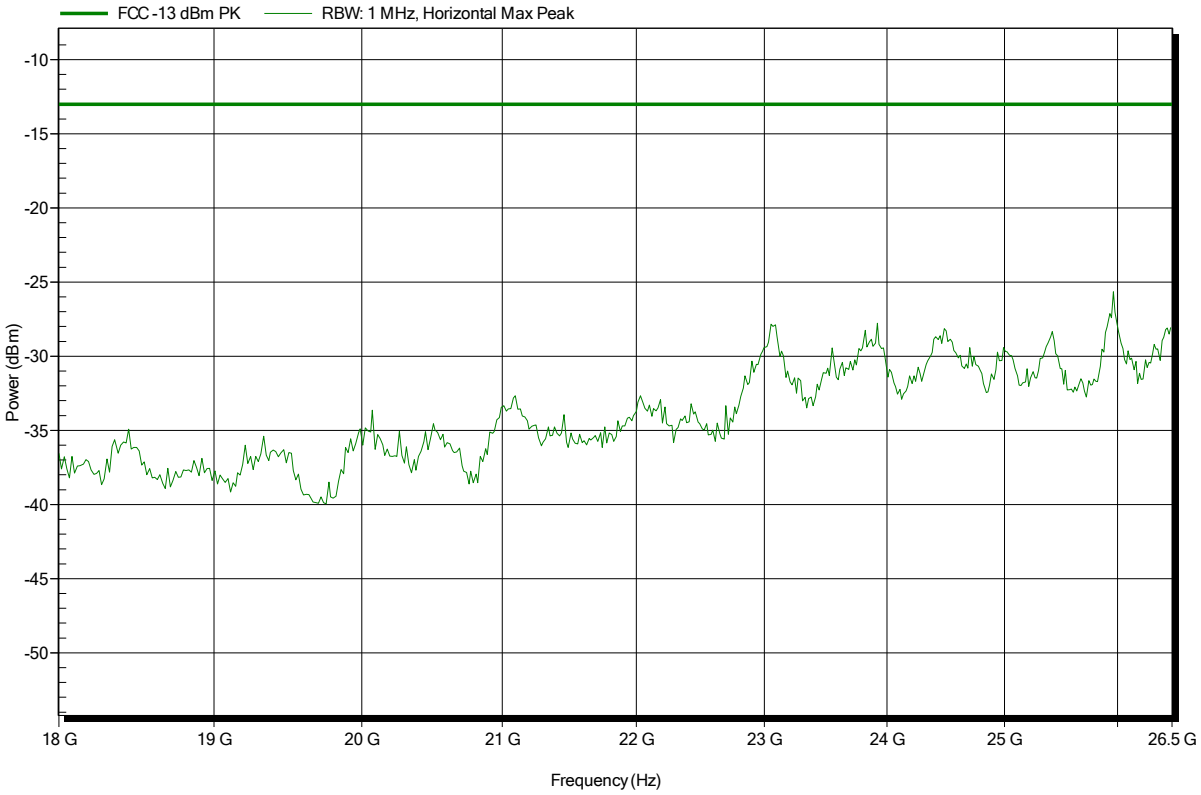

Spurious emissions according to FCC part 24 Subpart E

Project number: G0M-1407-3973

Applicant:	BARTEC PIXAVI AS
EUT Name:	Smartphone
Model:	ImpactX
Test Site:	Eurofins Product Service GmbH
Operator:	Mr. Handrik
Test Conditions:	Tnom: 24°C, Vnom: 3.7 V DC
Antenna:	Rohde & Schwarz HK 116, Vertical
Measurement distance:	3 m
Mode:	TX; WCDMA FDD II, Ch.: 9236 (RMC / TPC: All 1)
Test Date:	2014-09-25
Note:	EUT vertical; worst case

Index 83

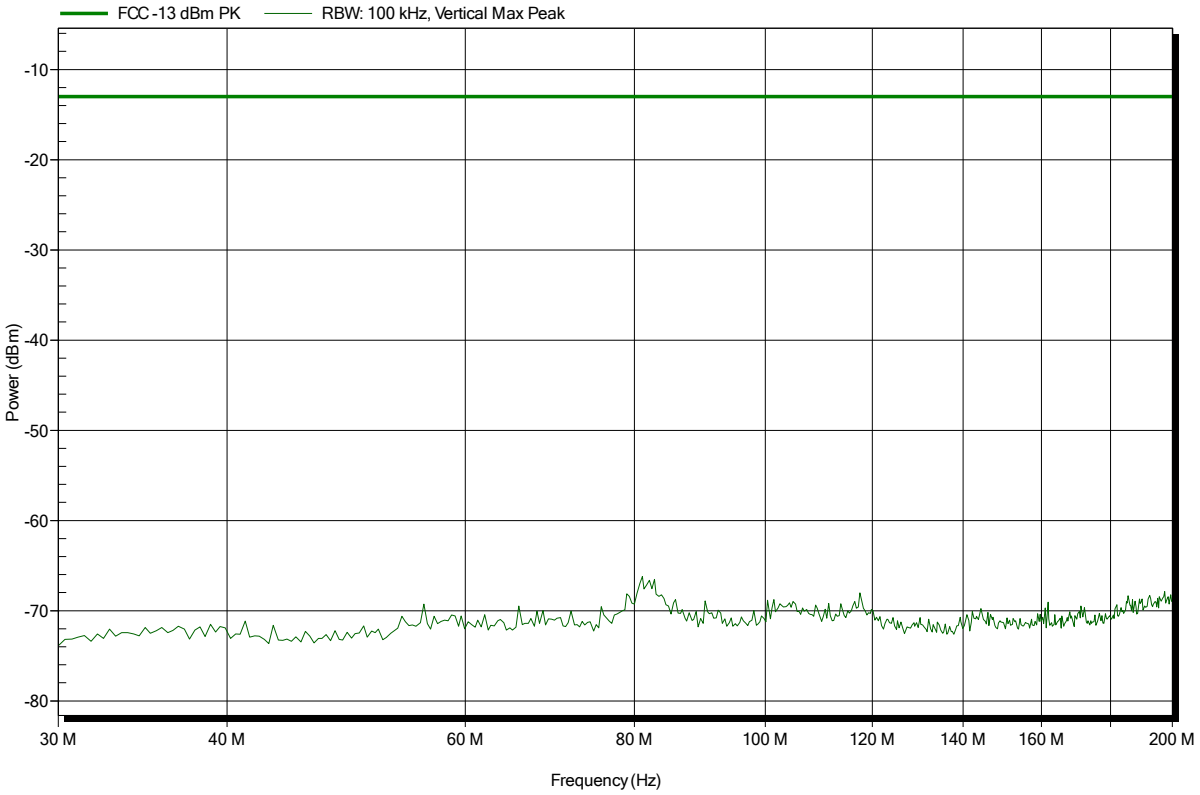

Spurious emissions according to FCC part 24 Subpart E

Project number: G0M-1407-3973

Applicant:	BARTEC PIXAVI AS
EUT Name:	Smartphone
Model:	ImpactX
Test Site:	Eurofins Product Service GmbH
Operator:	Mr. Handrik
Test Conditions:	Tnom: 24°C, Vnom: 3.7 V DC
Antenna:	Rohde & Schwarz HK 116, Horizontal
Measurement distance:	3 m
Mode:	TX; WCDMA FDD II, Ch.: 9236 (RMC / TPC: All 1)
Test Date:	2014-09-25
Note:	EUT vertical; worst case

Index 84

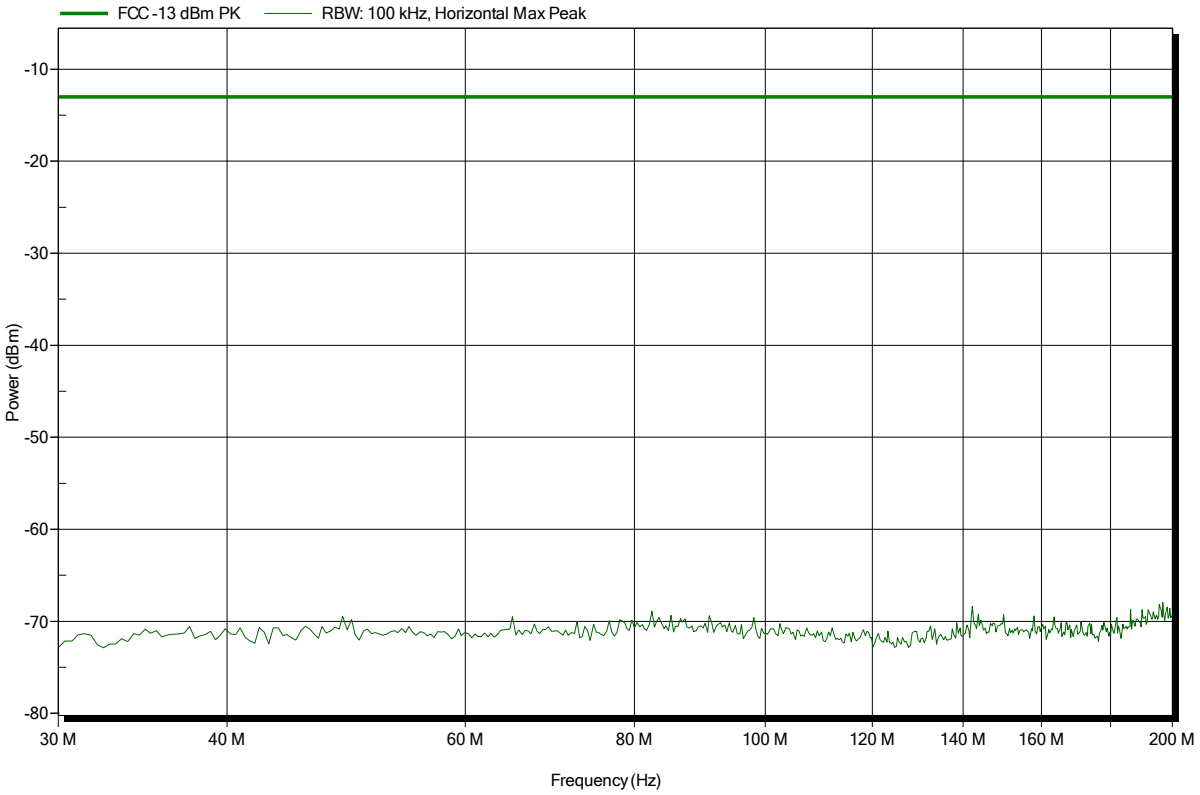

Spurious emissions according to FCC part 24 Subpart E

Project number: G0M-1407-3973

Applicant:	BARTEC PIXAVI AS
EUT Name:	Smartphone
Model:	ImpactX
Test Site:	Eurofins Product Service GmbH
Operator:	Mr. Handrik
Test Conditions:	Tnom: 24°C, Vnom: 3.7 V DC
Antenna:	Rohde & Schwarz HL 223, Vertical
Measurement distance:	3 m
Mode:	TX; WCDMA FDD II, Ch.: 9236 (RMC / TPC: All 1)
Test Date:	2014-09-25
Note:	EUT vertical; worst case

Index 81

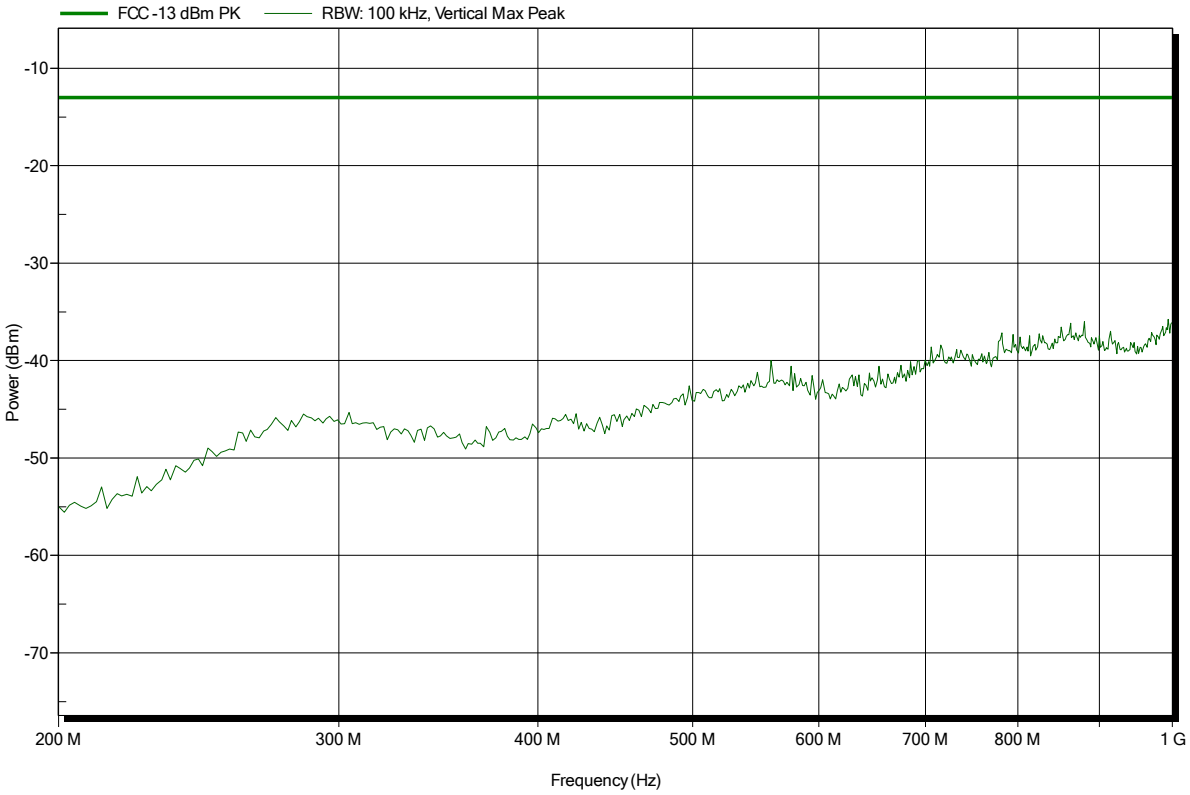

Spurious emissions according to FCC part 24 Subpart E

Project number: G0M-1407-3973

Applicant:	BARTEC PIXAVI AS
EUT Name:	Smartphone
Model:	ImpactX
Test Site:	Eurofins Product Service GmbH
Operator:	Mr. Handrik
Test Conditions:	Tnom: 24°C, Vnom: 3.7 V DC
Antenna:	Rohde & Schwarz HL 223, Horizontal
Measurement distance:	3 m
Mode:	TX; WCDMA FDD II, Ch.: 9236 (RMC / TPC: All 1)
Test Date:	2014-09-25
Note:	EUT vertical; worst case

Index 82

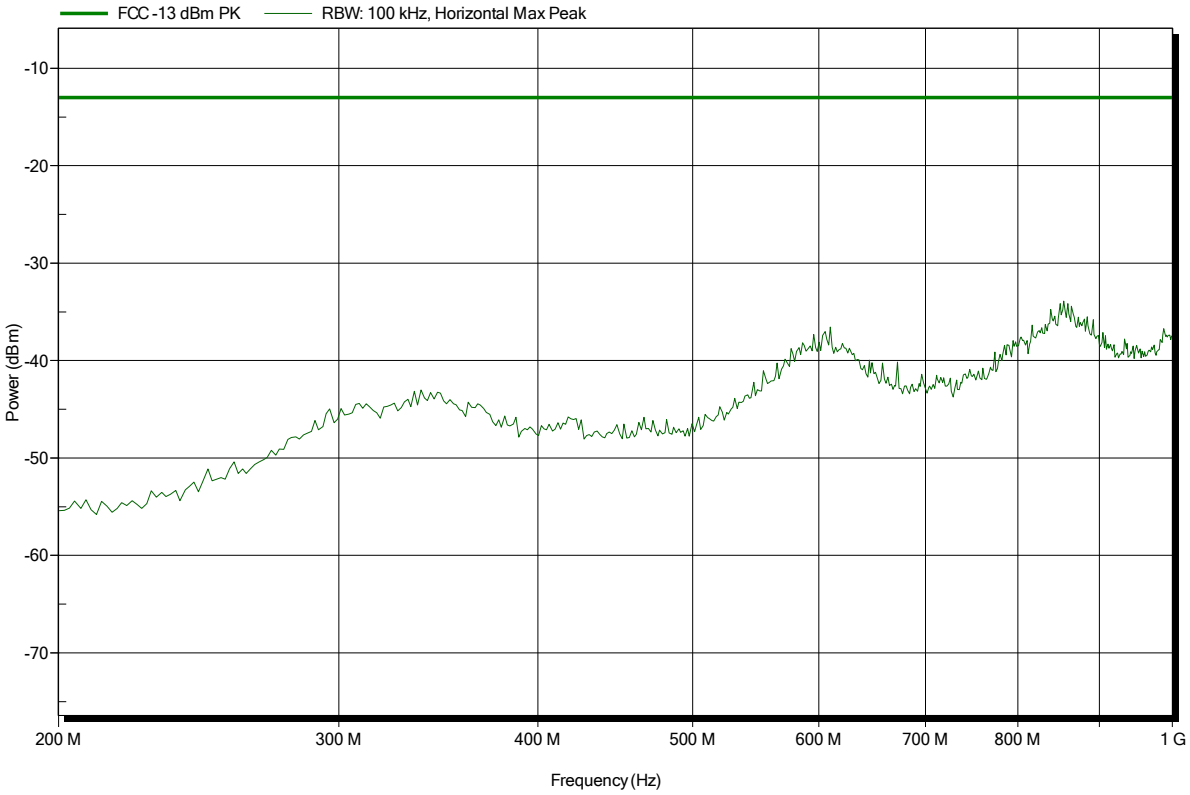

Spurious emissions according to FCC part 24 Subpart E

Project number: G0M-1407-3973

Applicant:	BARTEC PIXAVI AS
EUT Name:	Smartphone
Model:	ImpactX
Test Site:	Eurofins Product Service GmbH
Operator:	Mr. Handrik
Test Conditions:	Tnom: 24°C, Vnom: 3.7 V DC
Antenna:	Rohde & Schwarz HL 025, Vertical
Measurement distance:	3 m
Mode:	TX; WCDMA FDD II, Ch.: 9263 (RMC / TPC: All 1)
Test Date:	2014-09-24
Note:	EUT vertical

Index 53

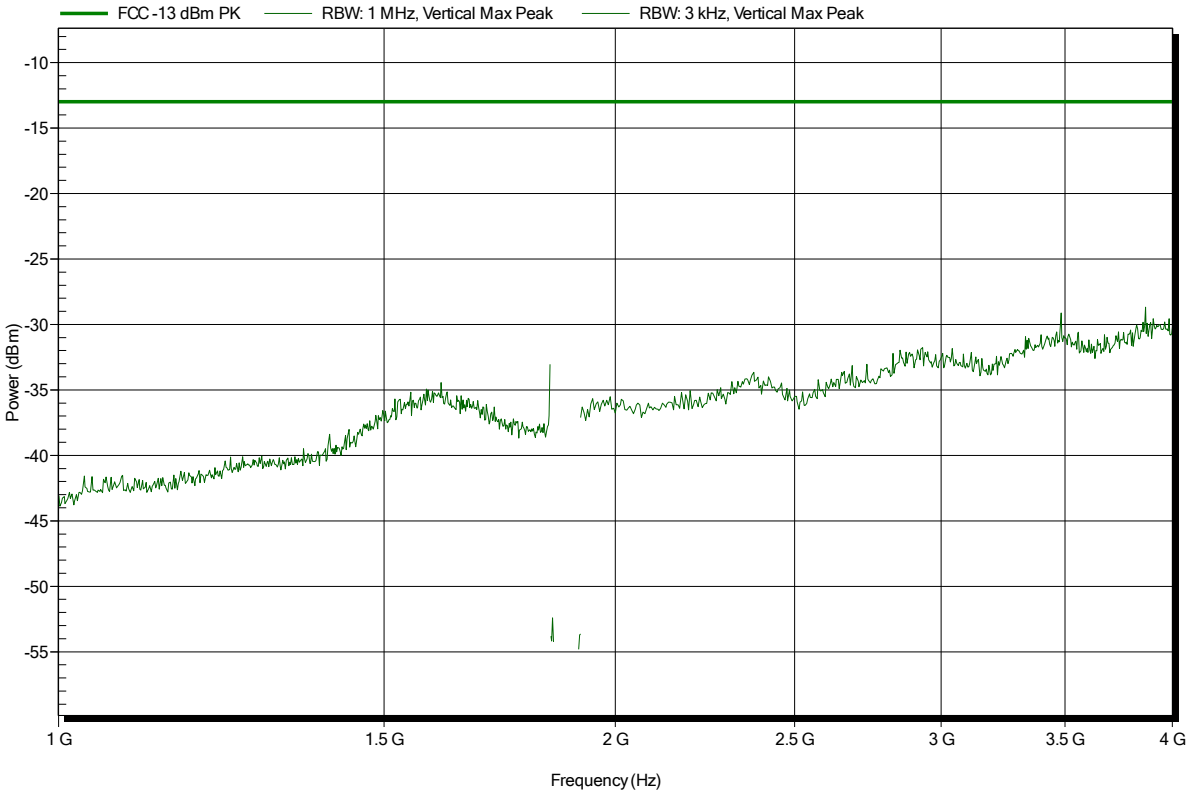

Spurious emissions according to FCC part 24 Subpart E

Project number: G0M-1407-3973

Applicant:	BARTEC PIXAVI AS
EUT Name:	Smartphone
Model:	ImpactX
Test Site:	Eurofins Product Service GmbH
Operator:	Mr. Handrik
Test Conditions:	Tnom: 24°C, Vnom: 3.7 V DC
Antenna:	Rohde & Schwarz HL 025, Horizontal
Measurement distance:	3 m
Mode:	TX; WCDMA FDD II, Ch.: 9236 (RMC / TPC: All 1)
Test Date:	2014-09-25
Note:	EUT vertical

Index 77

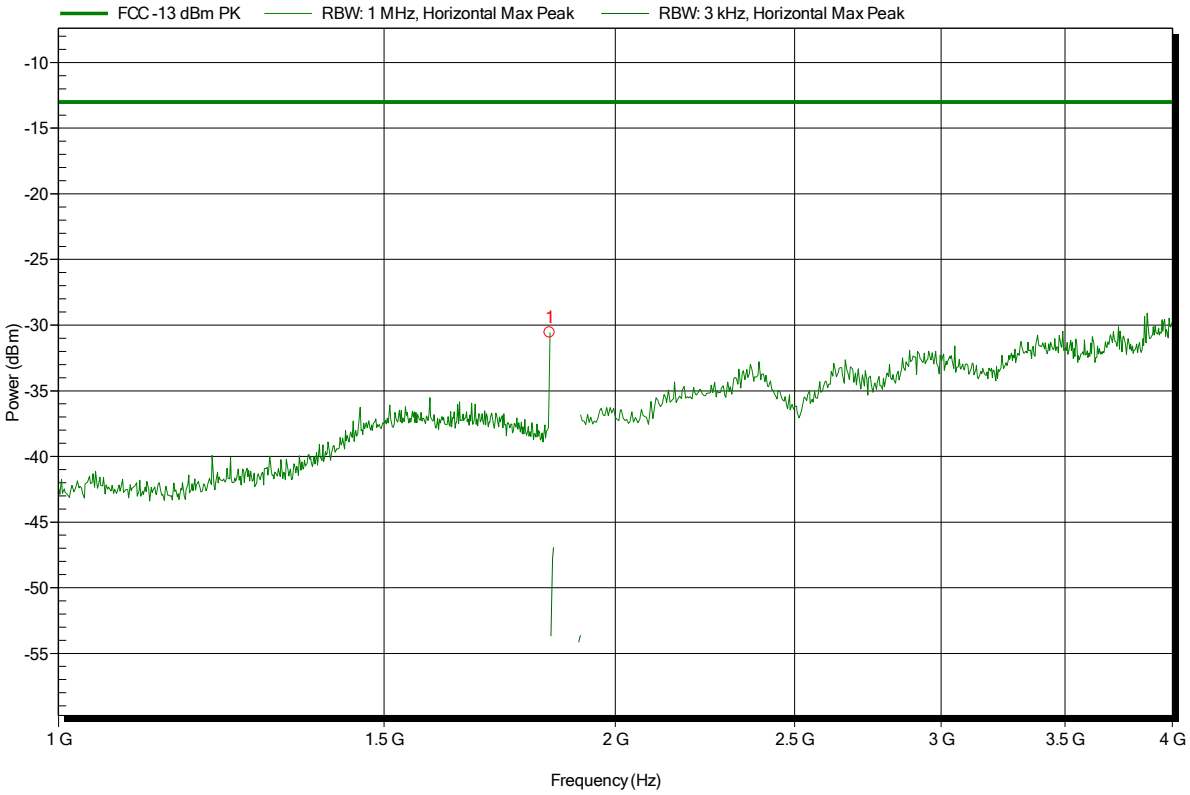

Frequency	Peak	Peak Limit	Peak Difference	Peak Status
1.843 GHz	-30.6 dBm	-13 dBm	-17.55 dB	Pass

Spurious emissions according to FCC part 24 Subpart E

Project number: G0M-1407-3973

Applicant:	BARTEC PIXAVI AS
EUT Name:	Smartphone
Model:	ImpactX
Test Site:	Eurofins Product Service GmbH
Operator:	Mr. Handrik
Test Conditions:	Tnom: 24°C, Vnom: 3.7 V DC
Antenna:	Rohde & Schwarz HL 025, Vertical
Measurement distance:	3 m
Mode:	TX; WCDMA FDD II, Ch.: 9263 (RMC / TPC: All 1)
Test Date:	2014-09-24
Note:	EUT vertical

Index 54

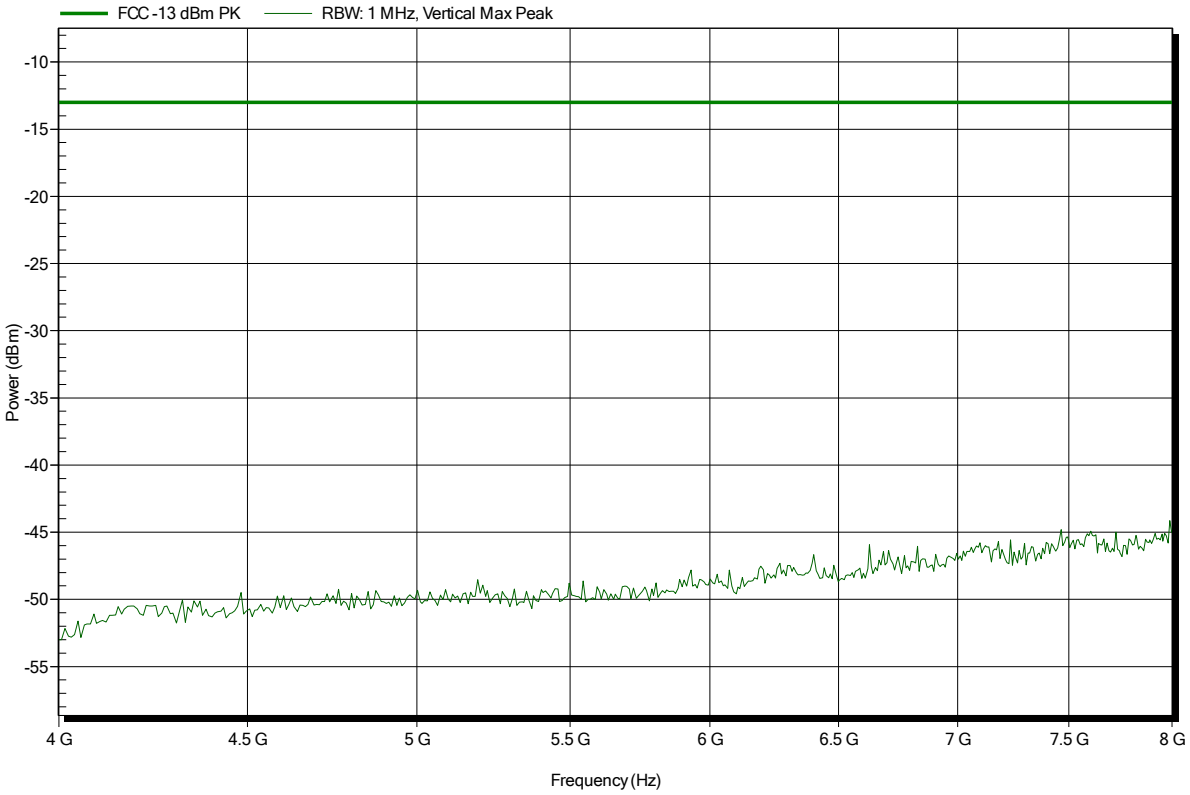

Spurious emissions according to FCC part 24 Subpart E

Project number: G0M-1407-3973

Applicant:	BARTEC PIXAVI AS
EUT Name:	Smartphone
Model:	ImpactX
Test Site:	Eurofins Product Service GmbH
Operator:	Mr. Handrik
Test Conditions:	Tnom: 24°C, Vnom: 3.7 V DC
Antenna:	Rohde & Schwarz HL 025, Horizontal
Measurement distance:	3 m
Mode:	TX; WCDMA FDD II, Ch.: 9236 (RMC / TPC: All 1)
Test Date:	2014-09-25
Note:	EUT vertical

Index 78

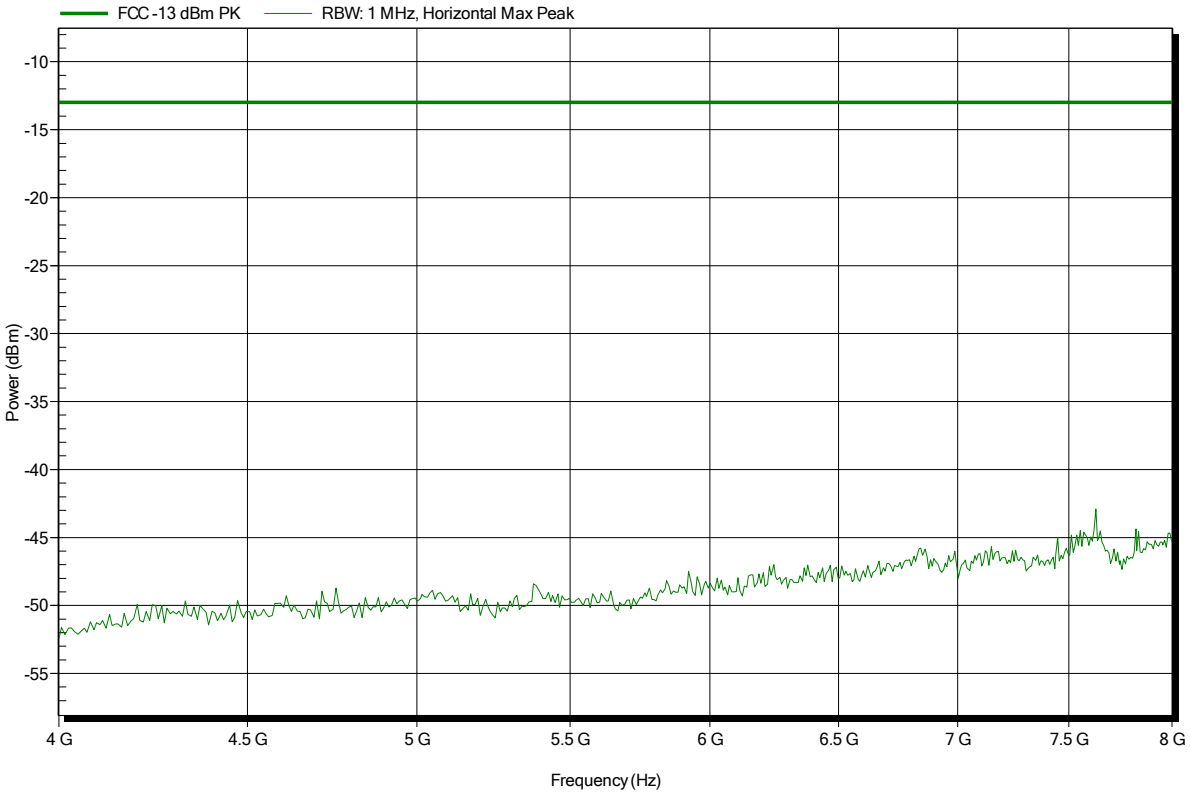

Spurious emissions according to FCC part 24 Subpart E

Project number: G0M-1407-3973

Applicant:	BARTEC PIXAVI AS
EUT Name:	Smartphone
Model:	ImpactX
Test Site:	Eurofins Product Service GmbH
Operator:	Mr. Handrik
Test Conditions:	Tnom: 24°C, Vnom: 3.7 V DC
Antenna:	Rohde & Schwarz HL 025, Vertical
Measurement distance:	3 m
Mode:	TX; WCDMA FDD II, Ch.: 9263 (RMC / TPC: All 1)
Test Date:	2014-09-24
Note:	EUT vertical

Index 55

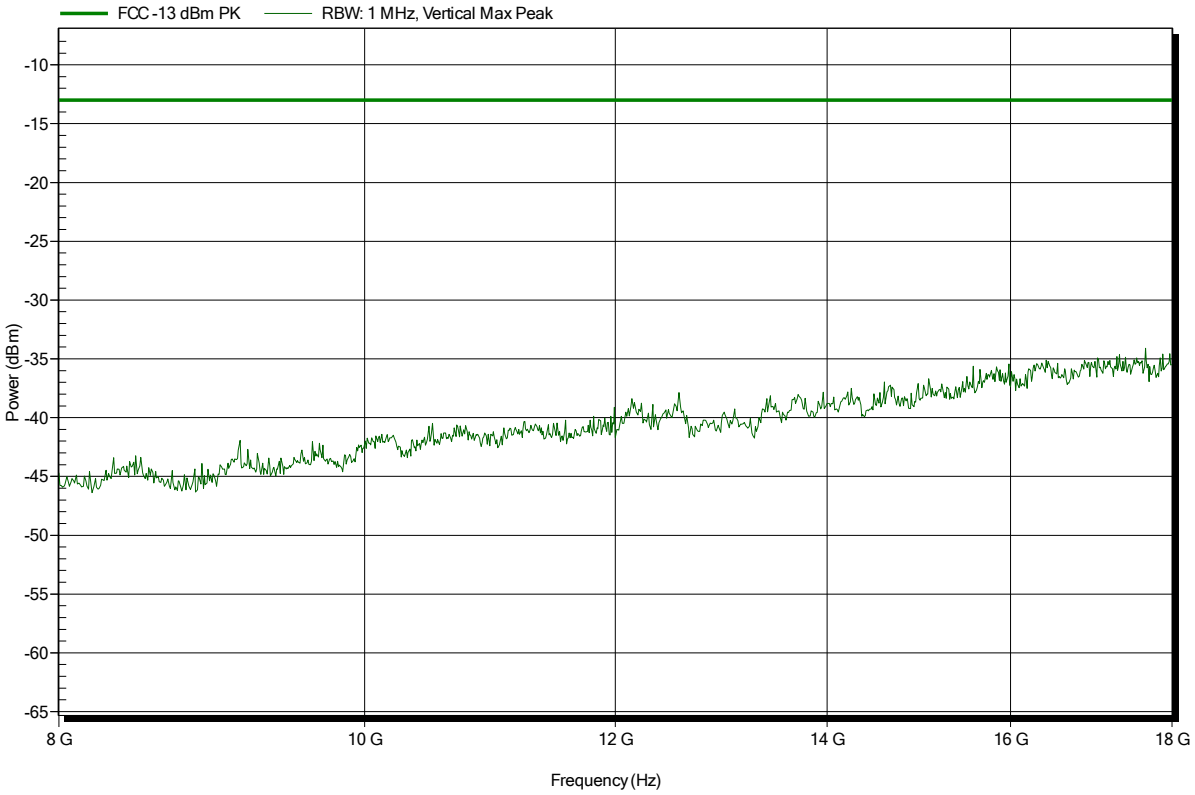

Spurious emissions according to FCC part 24 Subpart E

Project number: G0M-1407-3973

Applicant:	BARTEC PIXAVI AS
EUT Name:	Smartphone
Model:	ImpactX
Test Site:	Eurofins Product Service GmbH
Operator:	Mr. Handrik
Test Conditions:	Tnom: 24°C, Vnom: 3.7 V DC
Antenna:	Rohde & Schwarz HL 025, Horizontal
Measurement distance:	3 m
Mode:	TX; WCDMA FDD II, Ch.: 9236 (RMC / TPC: All 1)
Test Date:	2014-09-25
Note:	EUT vertical

Index 79

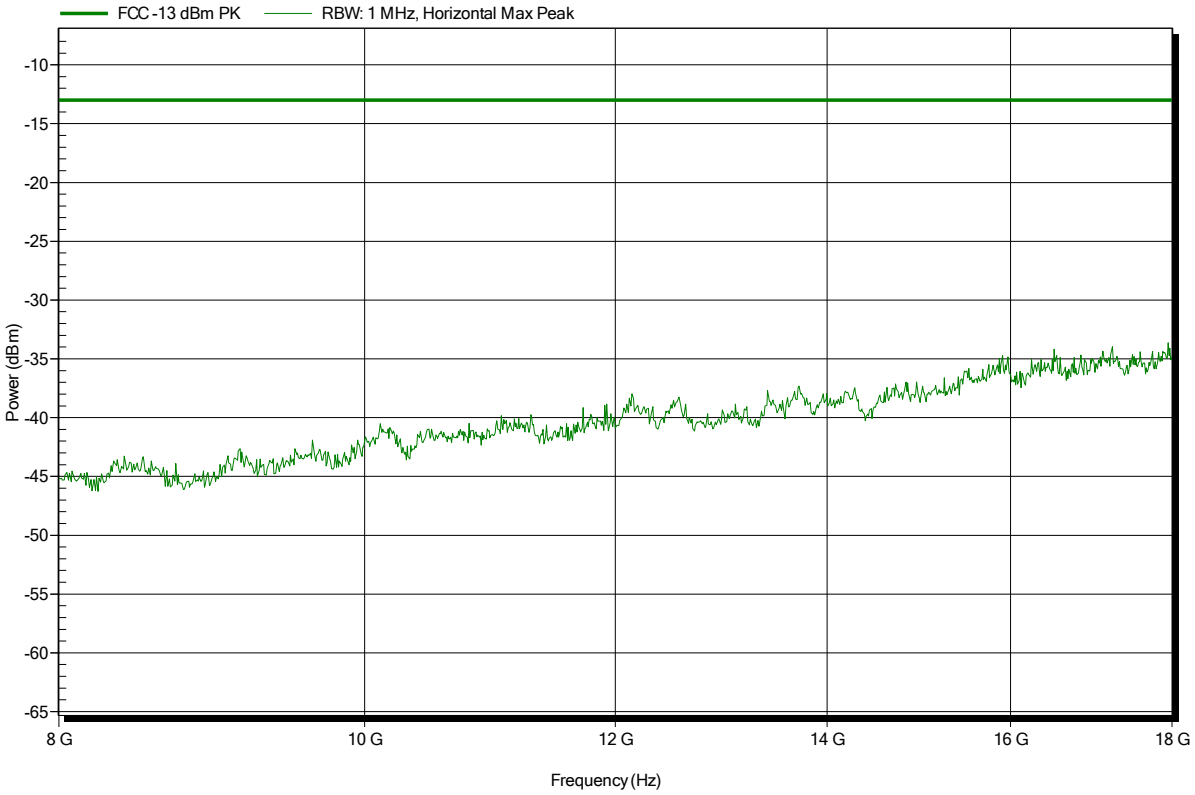

Spurious emissions according to FCC part 24 Subpart E

Project number: G0M-1407-3973

Applicant:	BARTEC PIXAVI AS
EUT Name:	Smartphone
Model:	ImpactX
Test Site:	Eurofins Product Service GmbH
Operator:	Mr. Handrik
Test Conditions:	Tnom: 24°C, Vnom: 3.7 V DC
Antenna:	Rohde & Schwarz HL 025, Vertical
Measurement distance:	3 m
Mode:	TX; WCDMA FDD II, Ch.: 9263 (RMC / TPC: All 1)
Test Date:	2014-09-24
Note:	EUT vertical

Index 56

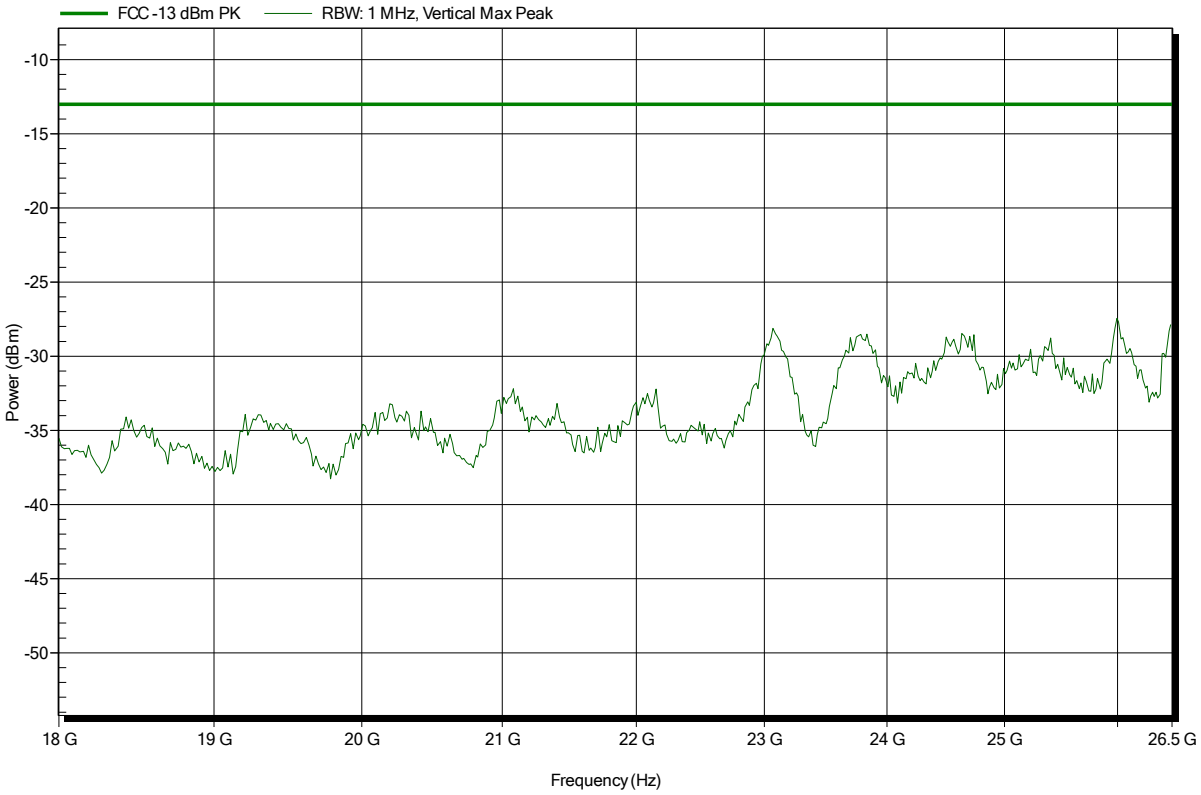

Spurious emissions according to FCC part 24 Subpart E

Project number: G0M-1407-3973

Applicant:	BARTEC PIXAVI AS
EUT Name:	Smartphone
Model:	ImpactX
Test Site:	Eurofins Product Service GmbH
Operator:	Mr. Handrik
Test Conditions:	Tnom: 24°C, Vnom: 3.7 V DC
Antenna:	Rohde & Schwarz HL 025, Horizontal
Measurement distance:	3 m
Mode:	TX; WCDMA FDD II, Ch.: 9236 (RMC / TPC: All 1)
Test Date:	2014-09-25
Note:	EUT vertical

Index 80

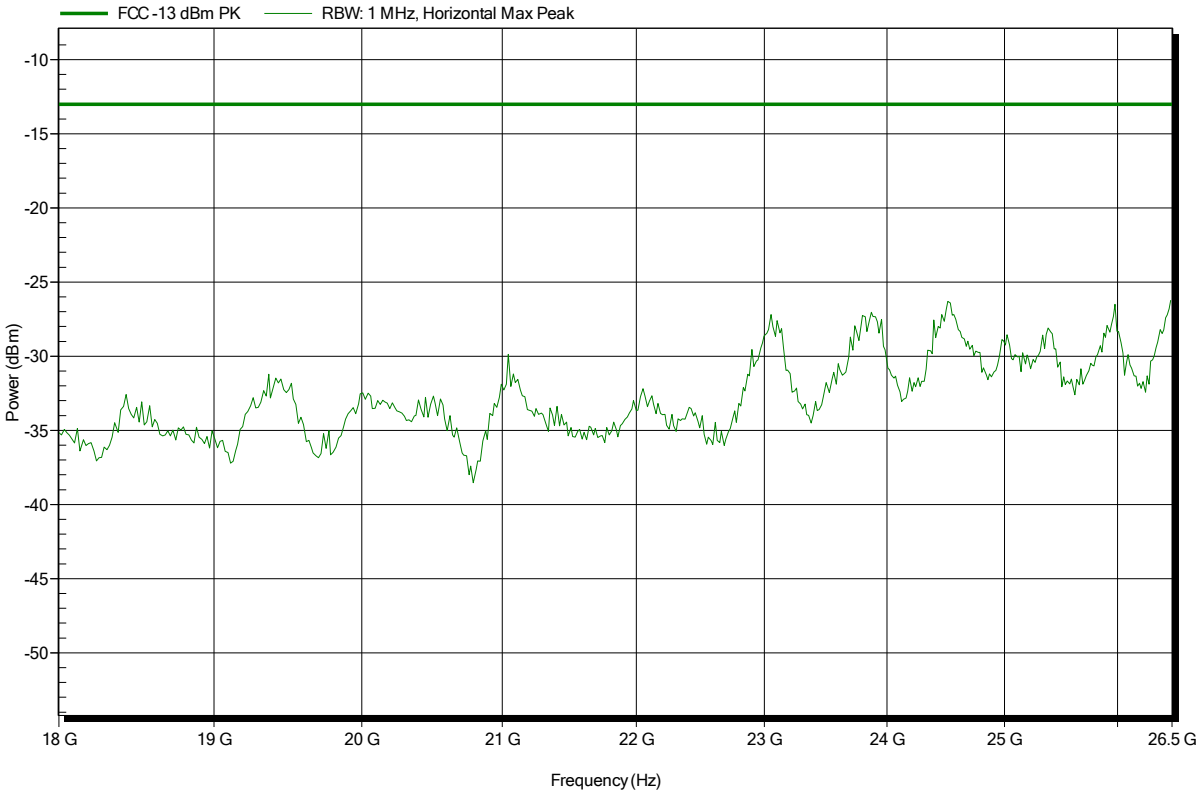

Spurious emissions according to FCC part 24 Subpart E

Project number: G0M-1407-3973

Applicant:	BARTEC PIXAVI AS
EUT Name:	Smartphone
Model:	ImpactX
Test Site:	Eurofins Product Service GmbH
Operator:	Mr. Handrik
Test Conditions:	Tnom: 24°C, Vnom: 3.7 V DC
Antenna:	Rohde & Schwarz HL 025, Vertical
Measurement distance:	3 m
Mode:	TX; WCDMA FDD II, Ch.: 9400 (RMC / TPC: All 1)
Test Date:	2014-09-24
Note:	EUT vertical

Index 60

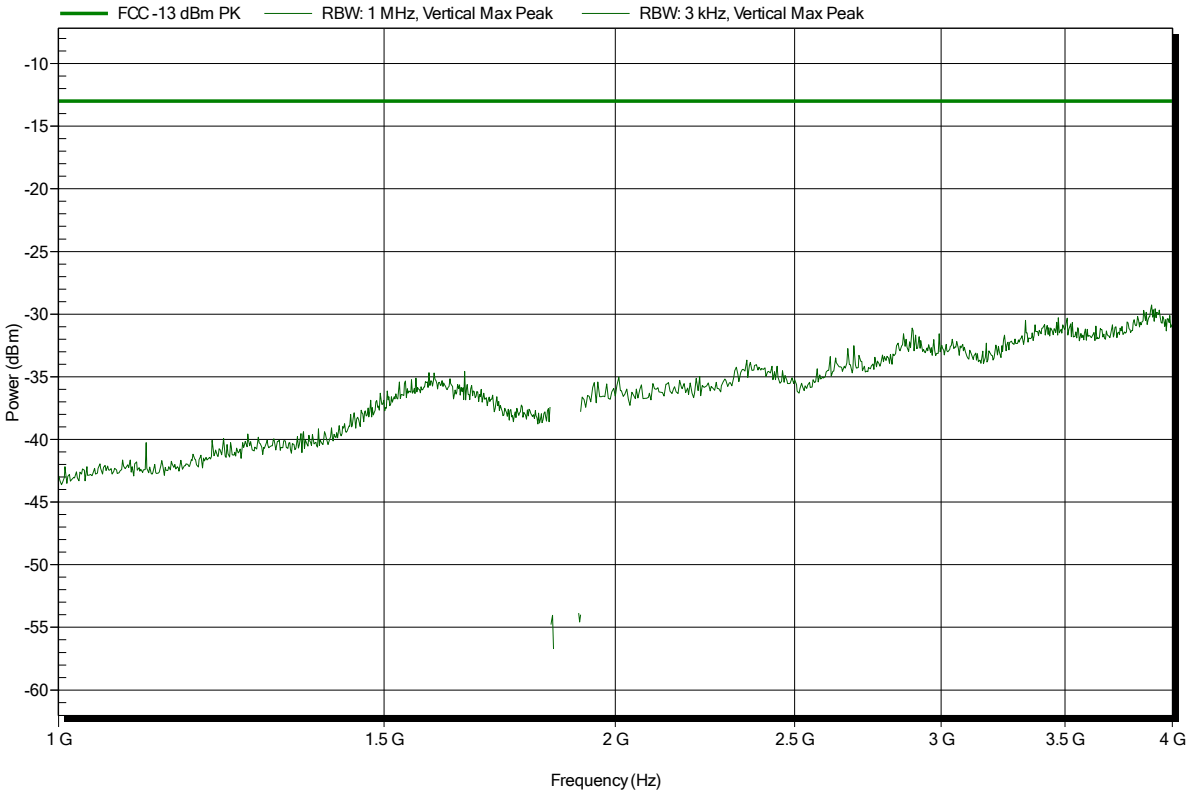

Spurious emissions according to FCC part 24 Subpart E

Project number: G0M-1407-3973

Applicant:	BARTEC PIXAVI AS
EUT Name:	Smartphone
Model:	ImpactX
Test Site:	Eurofins Product Service GmbH
Operator:	Mr. Handrik
Test Conditions:	Tnom: 24°C, Vnom: 3.7 V DC
Antenna:	Rohde & Schwarz HL 025, Horizontal
Measurement distance:	3 m
Mode:	TX; WCDMA FDD II, Ch.: 9400 (RMC / TPC: All 1)
Test Date:	2014-09-25
Note:	EUT vertical

Index 76

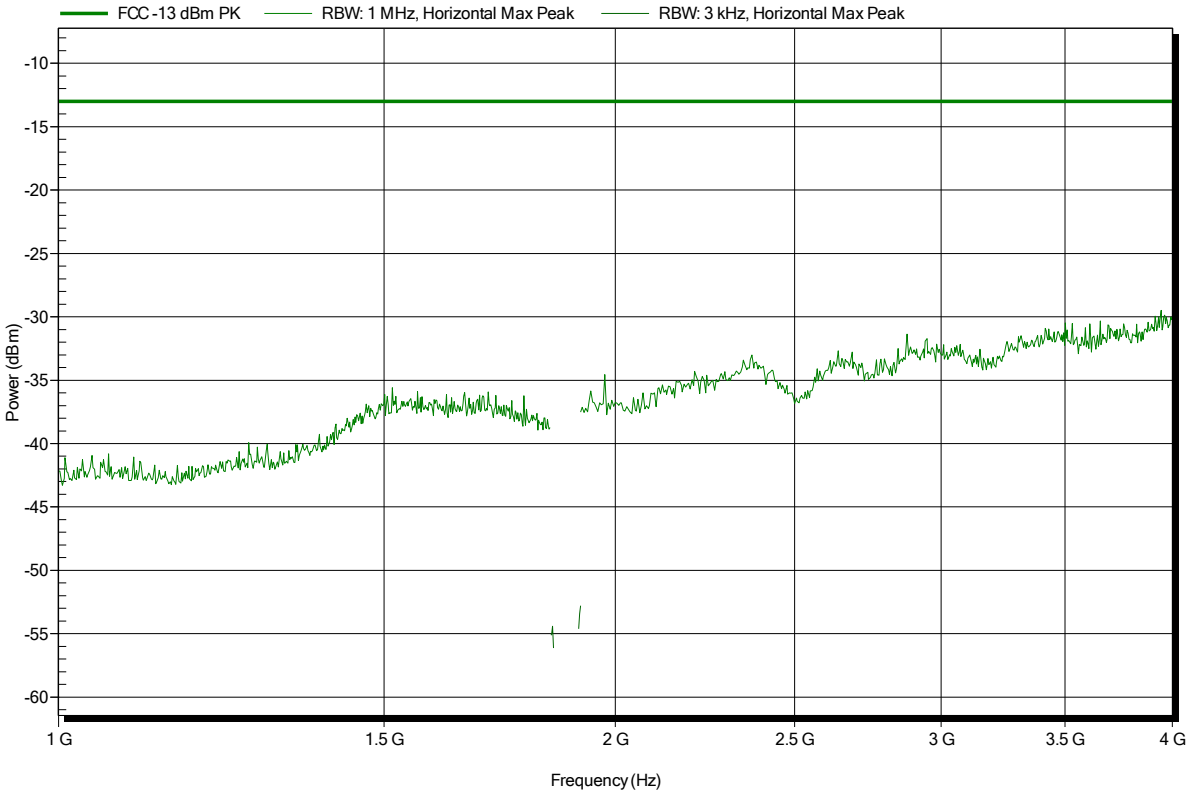

Spurious emissions according to FCC part 24 Subpart E

Project number: G0M-1407-3973

Applicant:	BARTEC PIXAVI AS
EUT Name:	Smartphone
Model:	ImpactX
Test Site:	Eurofins Product Service GmbH
Operator:	Mr. Handrik
Test Conditions:	Tnom: 24°C, Vnom: 3.7 V DC
Antenna:	Rohde & Schwarz HL 025, Vertical
Measurement distance:	3 m
Mode:	TX; WCDMA FDD II, Ch.: 9400 (RMC / TPC: All 1)
Test Date:	2014-09-24
Note:	EUT vertical

Index 59

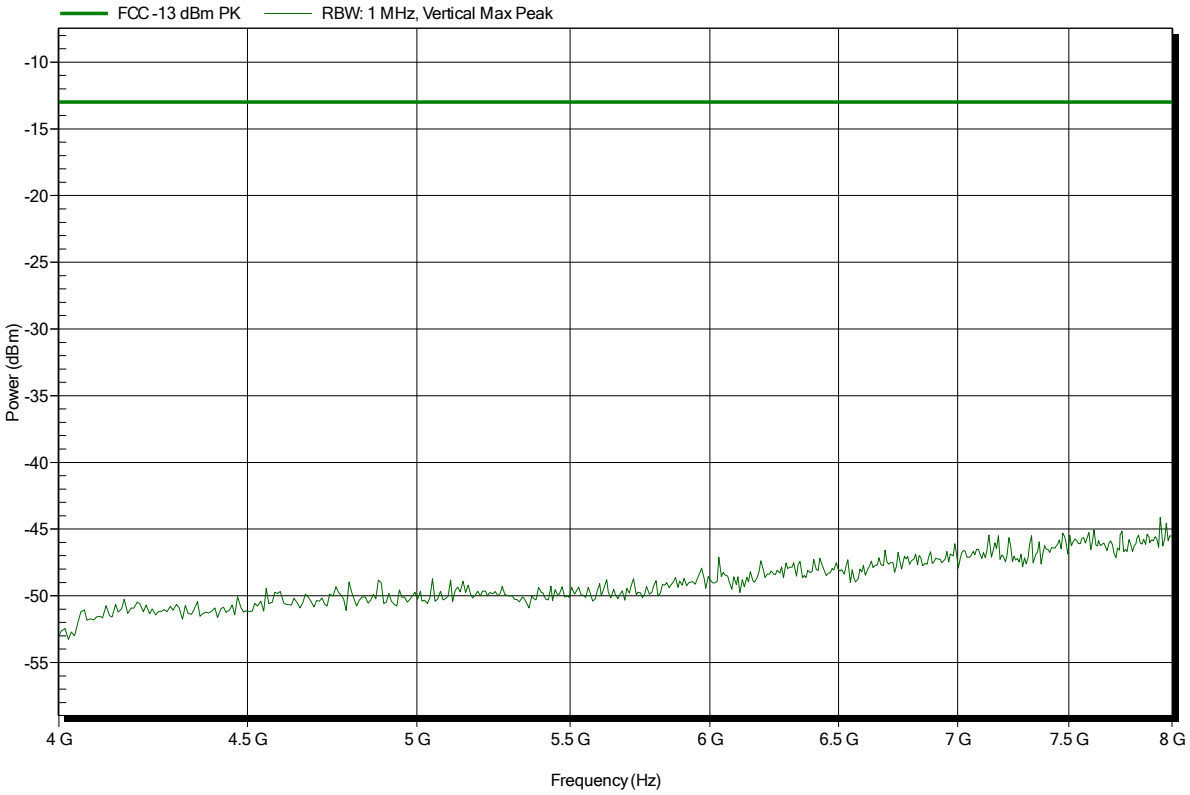

Spurious emissions according to FCC part 24 Subpart E

Project number: G0M-1407-3973

Applicant:	BARTEC PIXAVI AS
EUT Name:	Smartphone
Model:	ImpactX
Test Site:	Eurofins Product Service GmbH
Operator:	Mr. Handrik
Test Conditions:	Tnom: 24°C, Vnom: 3.7 V DC
Antenna:	Rohde & Schwarz HL 025, Horizontal
Measurement distance:	3 m
Mode:	TX; WCDMA FDD II, Ch.: 9400 (RMC / TPC: All 1)
Test Date:	2014-09-25
Note:	EUT vertical

Index 75

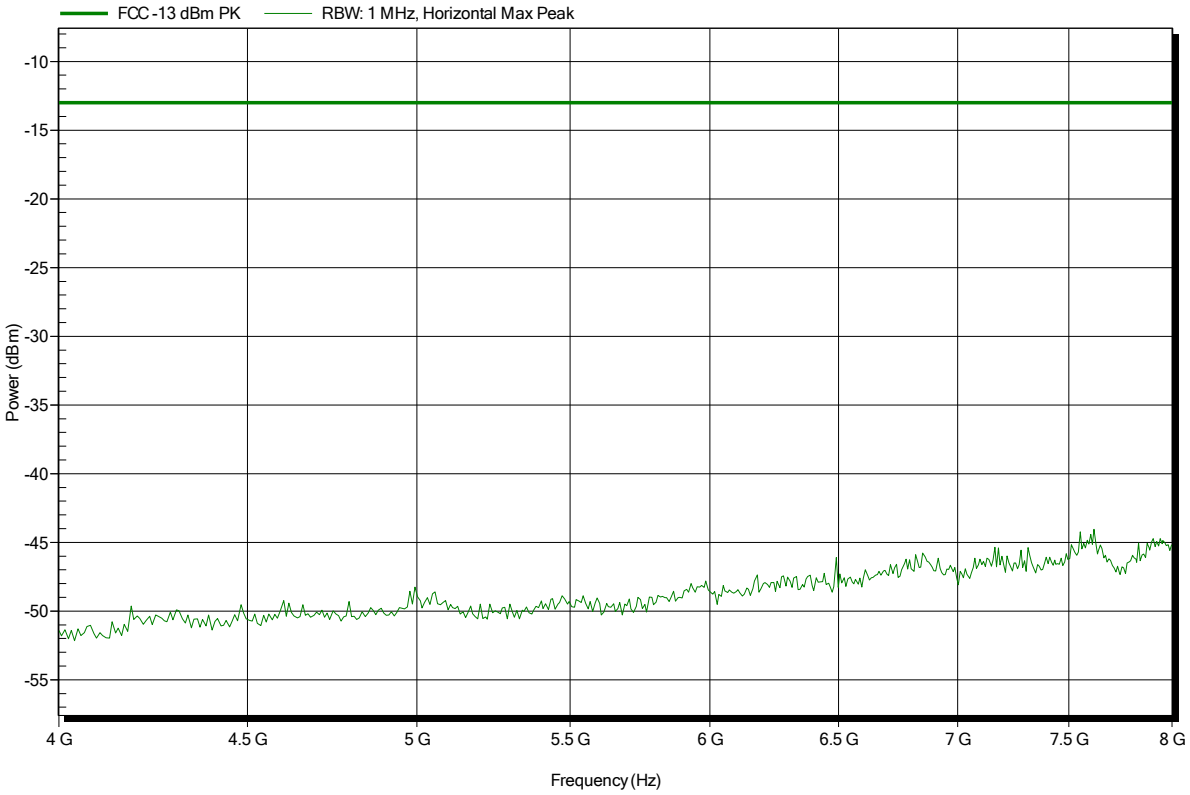

Spurious emissions according to FCC part 24 Subpart E

Project number: G0M-1407-3973

Applicant:	BARTEC PIXAVI AS
EUT Name:	Smartphone
Model:	ImpactX
Test Site:	Eurofins Product Service GmbH
Operator:	Mr. Handrik
Test Conditions:	Tnom: 24°C, Vnom: 3.7 V DC
Antenna:	Rohde & Schwarz HL 025, Vertical
Measurement distance:	3 m
Mode:	TX; WCDMA FDD II, Ch.: 9400 (RMC / TPC: All 1)
Test Date:	2014-09-24
Note:	EUT vertical

Index 58

Spurious emissions according to FCC part 24 Subpart E

Project number: G0M-1407-3973

Applicant:	BARTEC PIXAVI AS
EUT Name:	Smartphone
Model:	ImpactX
Test Site:	Eurofins Product Service GmbH
Operator:	Mr. Handrik
Test Conditions:	Tnom: 24°C, Vnom: 3.7 V DC
Antenna:	Rohde & Schwarz HL 025, Horizontal
Measurement distance:	3 m
Mode:	TX; WCDMA FDD II, Ch.: 9400 (RMC / TPC: All 1)
Test Date:	2014-09-24
Note:	EUT vertical

Index 74

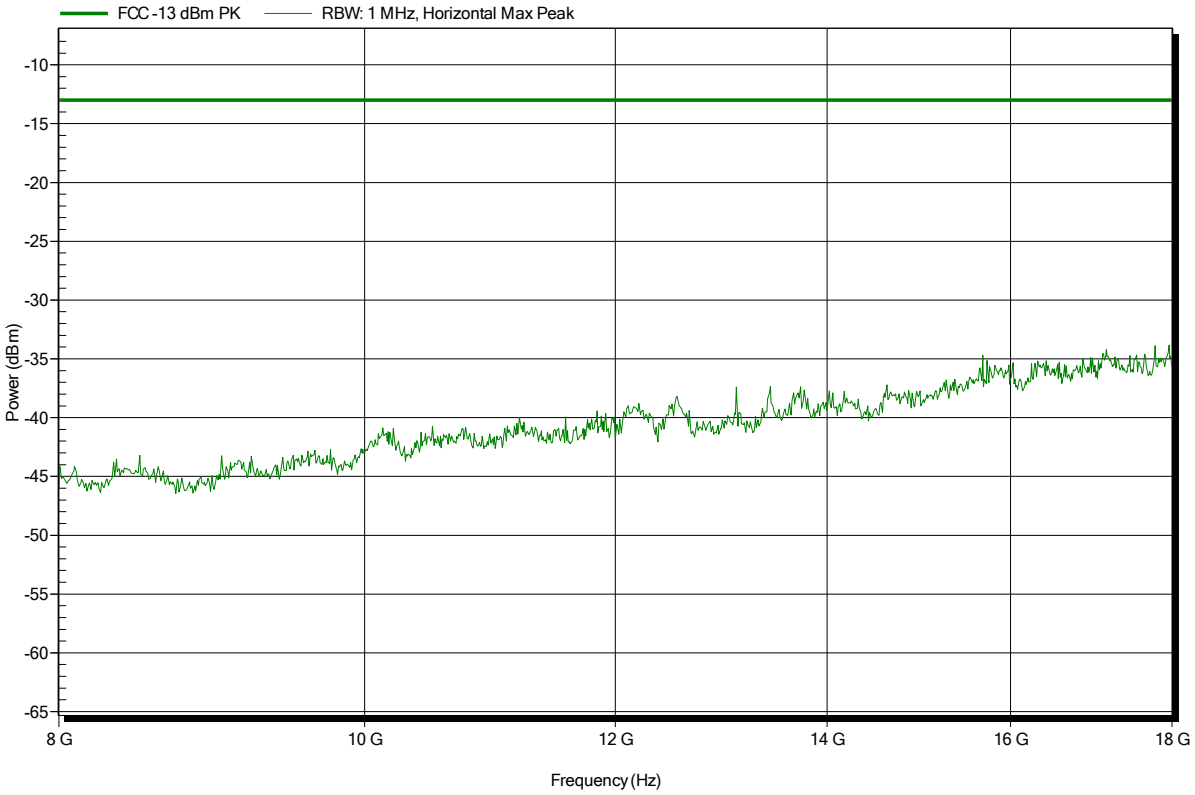

Spurious emissions according to FCC part 24 Subpart E

Project number: G0M-1407-3973

Applicant:	BARTEC PIXAVI AS
EUT Name:	Smartphone
Model:	ImpactX
Test Site:	Eurofins Product Service GmbH
Operator:	Mr. Handrik
Test Conditions:	Tnom: 24°C, Vnom: 3.7 V DC
Antenna:	Rohde & Schwarz HL 025, Vertical
Measurement distance:	3 m
Mode:	TX; WCDMA FDD II, Ch.: 9400 (RMC / TPC: All 1)
Test Date:	2014-09-24
Note:	EUT vertical

Index 57

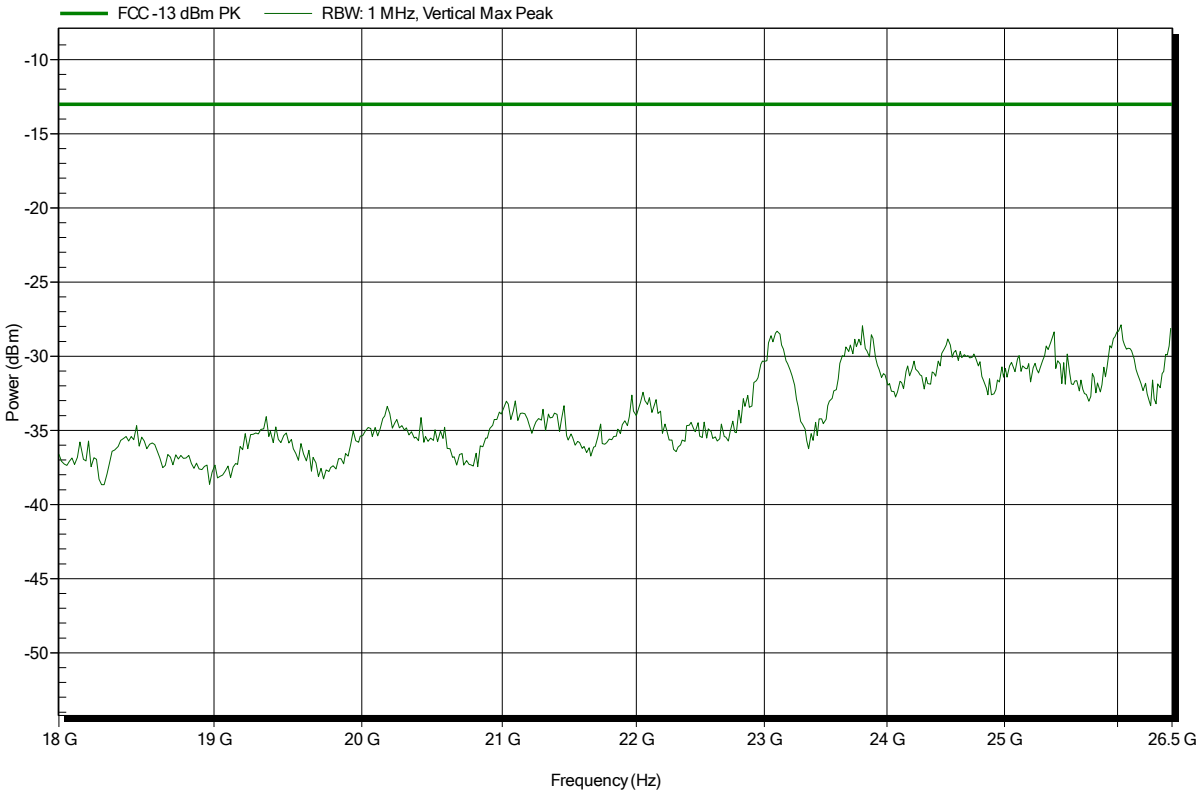

Spurious emissions according to FCC part 24 Subpart E

Project number: G0M-1407-3973

Applicant:	BARTEC PIXAVI AS
EUT Name:	Smartphone
Model:	ImpactX
Test Site:	Eurofins Product Service GmbH
Operator:	Mr. Handrik
Test Conditions:	Tnom: 24°C, Vnom: 3.7 V DC
Antenna:	Rohde & Schwarz HL 025, Horizontal
Measurement distance:	3 m
Mode:	TX; WCDMA FDD II, Ch.: 9400 (RMC / TPC: All 1)
Test Date:	2014-09-24
Note:	EUT vertical

Index 73

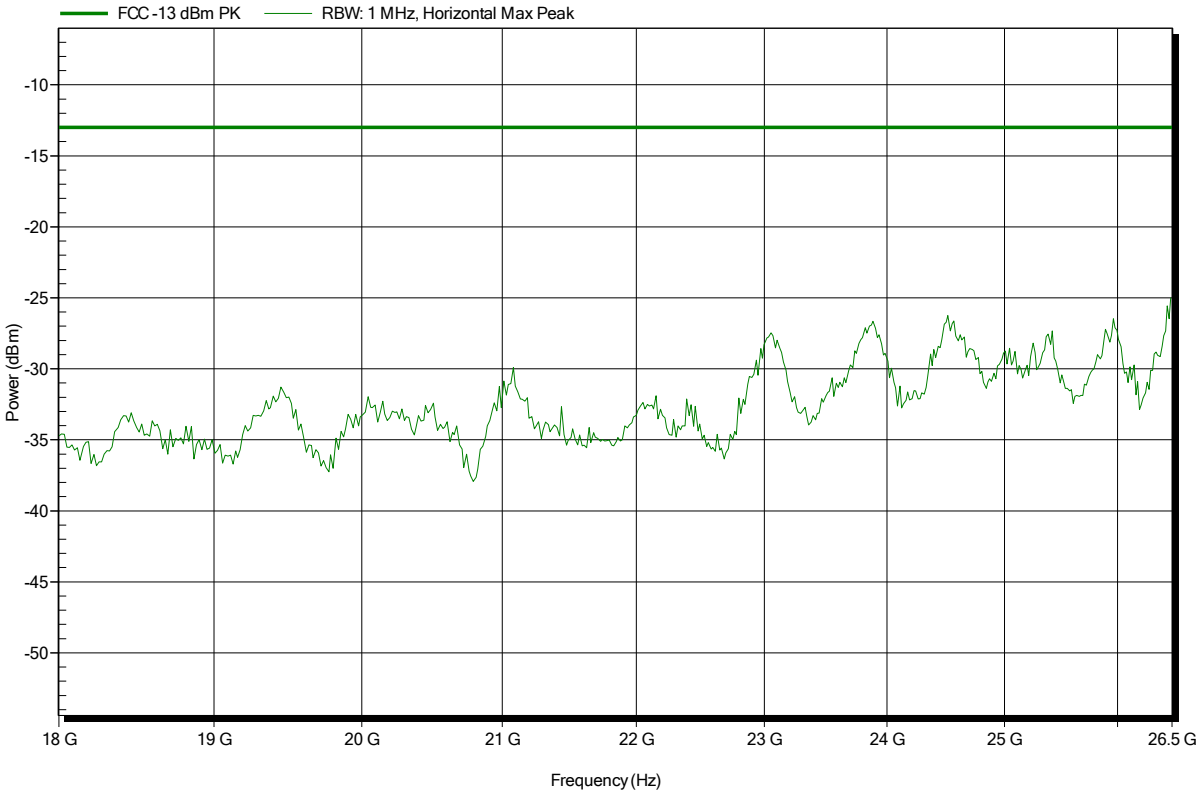

Spurious emissions according to FCC part 24 Subpart E

Project number: G0M-1407-3973

Applicant:	BARTEC PIXAVI AS
EUT Name:	Smartphone
Model:	ImpactX
Test Site:	Eurofins Product Service GmbH
Operator:	Mr. Handrik
Test Conditions:	Tnom: 24°C, Vnom: 3.7 V DC
Antenna:	Rohde & Schwarz HL 025, Vertical
Measurement distance:	3 m
Mode:	TX; WCDMA FDD II, Ch.: 9537 (RMC / TPC: All 1)
Test Date:	2014-09-24
Note:	EUT vertical

Index 68

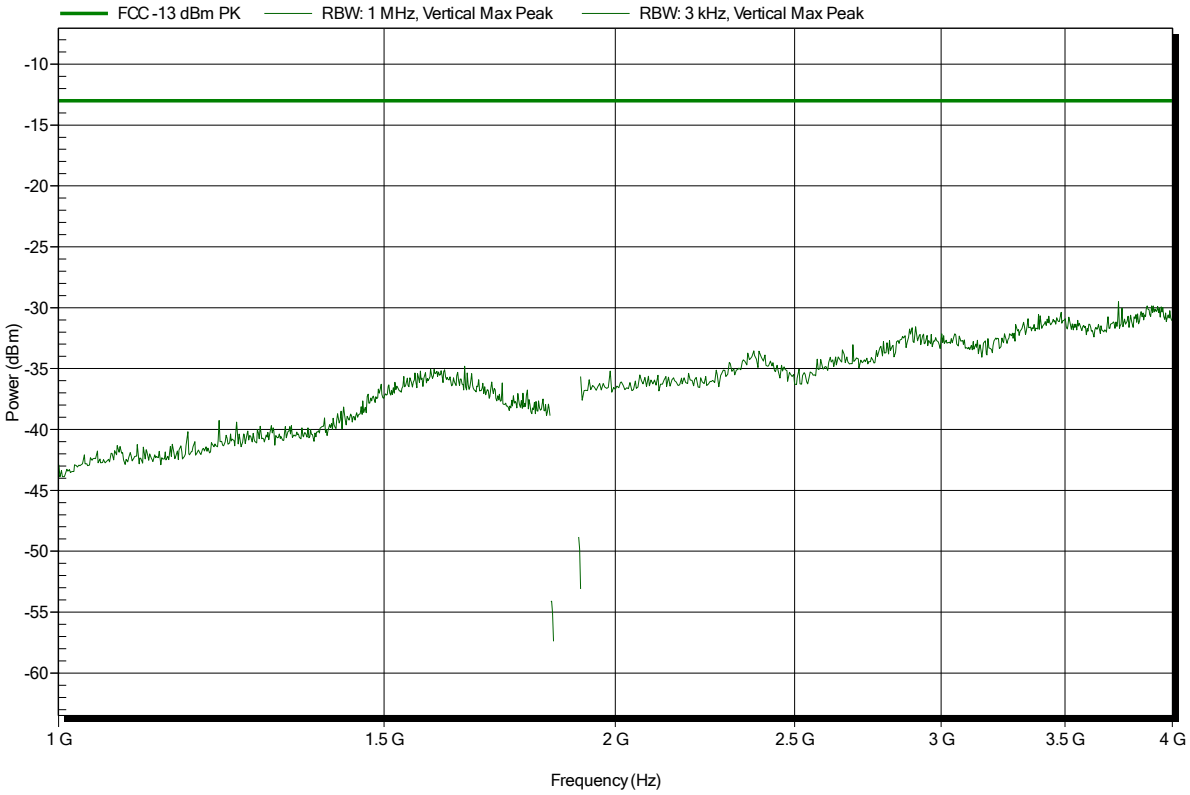

Spurious emissions according to FCC part 24 Subpart E

Project number: G0M-1407-3973

Applicant:	BARTEC PIXAVI AS
EUT Name:	Smartphone
Model:	ImpactX
Test Site:	Eurofins Product Service GmbH
Operator:	Mr. Handrik
Test Conditions:	Tnom: 24°C, Vnom: 3.7 V DC
Antenna:	Rohde & Schwarz HL 025, Horizontal
Measurement distance:	3 m
Mode:	TX; WCDMA FDD II, Ch.: 9537 (RMC / TPC: All 1)
Test Date:	2014-09-24
Note:	EUT vertical

Index 69

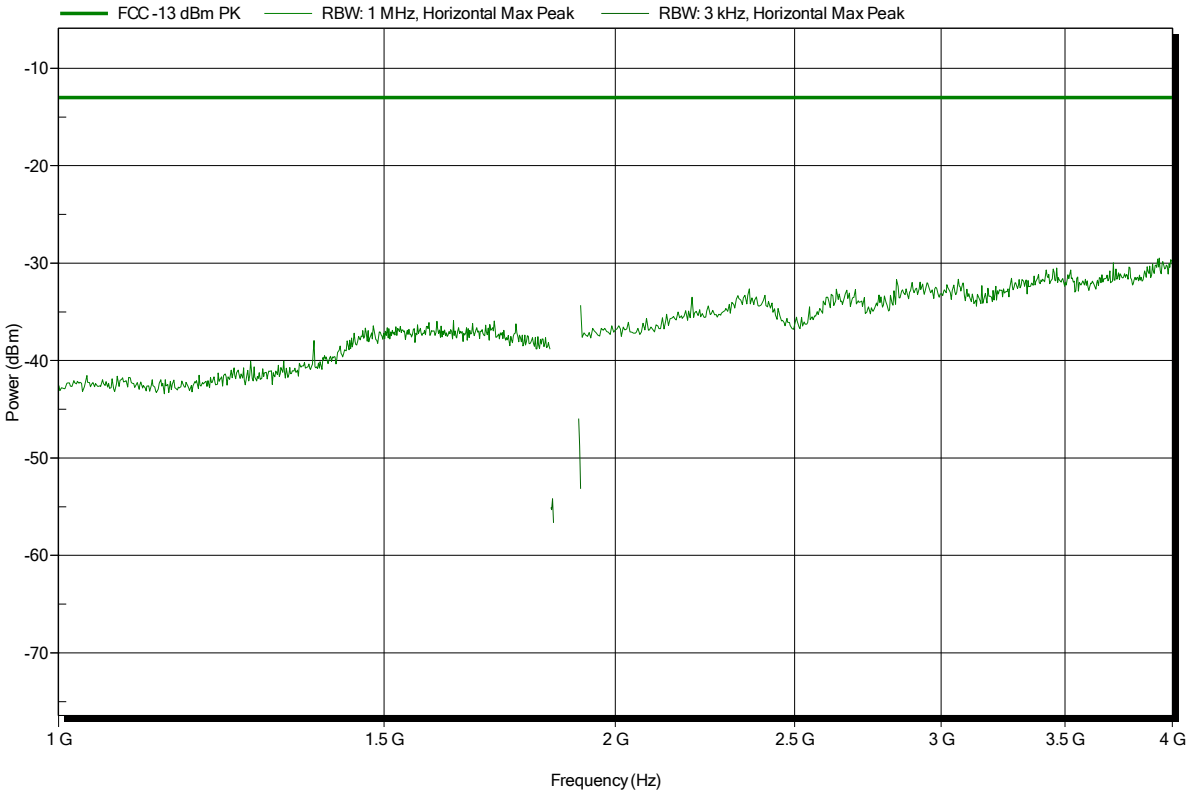

Spurious emissions according to FCC part 24 Subpart E

Project number: G0M-1407-3973

Applicant:	BARTEC PIXAVI AS
EUT Name:	Smartphone
Model:	ImpactX
Test Site:	Eurofins Product Service GmbH
Operator:	Mr. Handrik
Test Conditions:	Tnom: 24°C, Vnom: 3.7 V DC
Antenna:	Rohde & Schwarz HL 025, Vertical
Measurement distance:	3 m
Mode:	TX; WCDMA FDD II, Ch.: 9537 (RMC / TPC: All 1)
Test Date:	2014-09-24
Note:	EUT vertical

Index 67

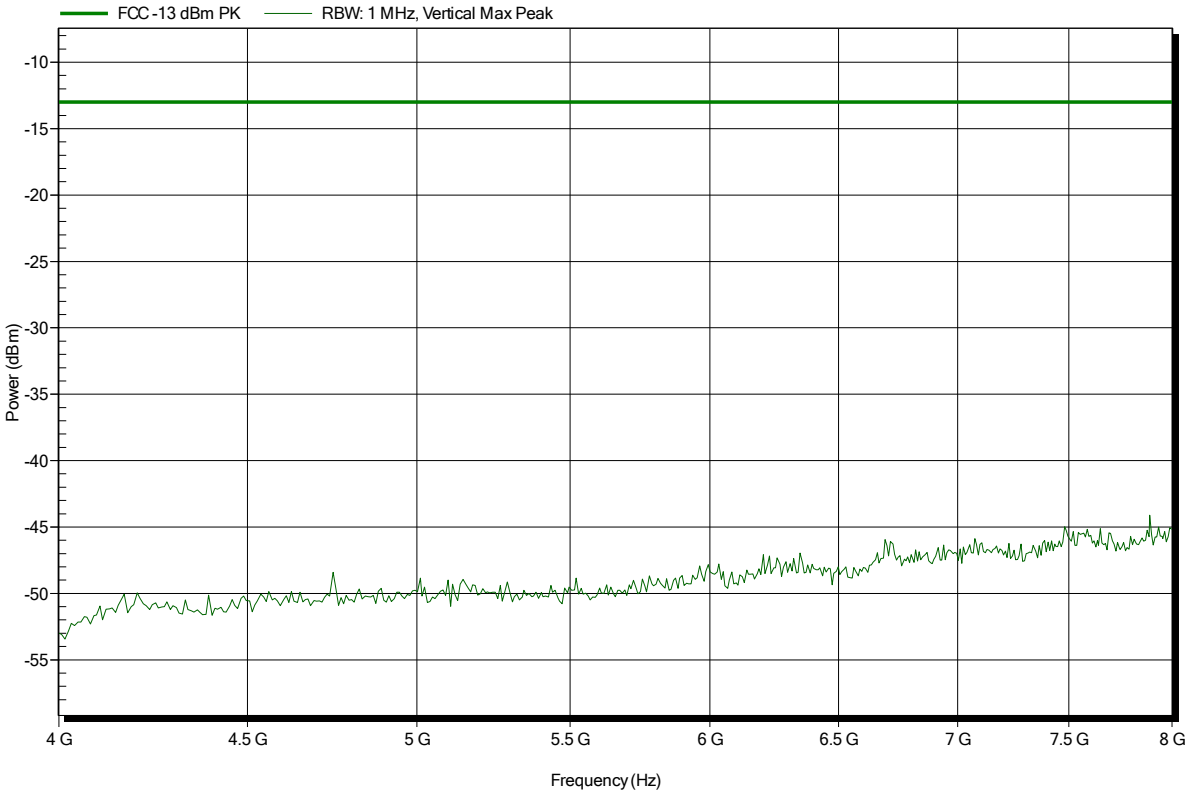

Spurious emissions according to FCC part 24 Subpart E

Project number: G0M-1407-3973

Applicant:	BARTEC PIXAVI AS
EUT Name:	Smartphone
Model:	ImpactX
Test Site:	Eurofins Product Service GmbH
Operator:	Mr. Handrik
Test Conditions:	Tnom: 24°C, Vnom: 3.7 V DC
Antenna:	Rohde & Schwarz HL 025, Horizontal
Measurement distance:	3 m
Mode:	TX; WCDMA FDD II, Ch.: 9537 (RMC / TPC: All 1)
Test Date:	2014-09-24
Note:	EUT vertical

Index 70

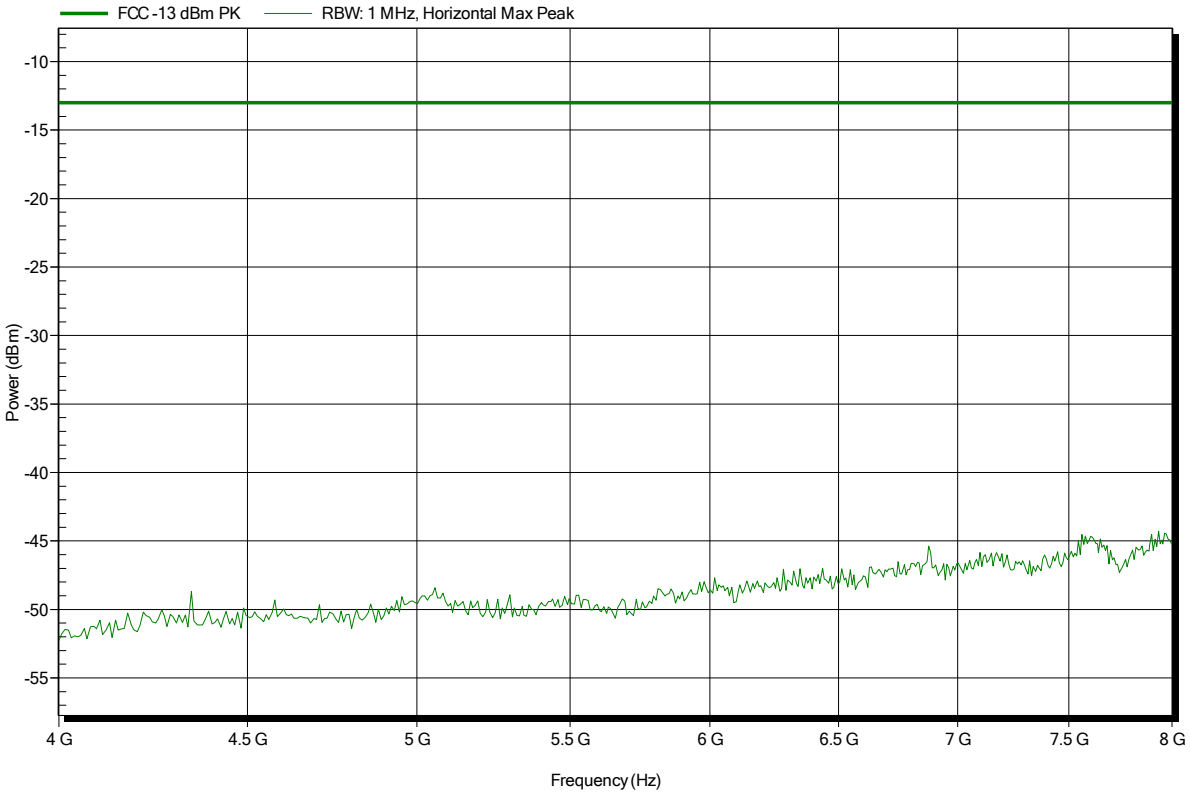

Spurious emissions according to FCC part 24 Subpart E

Project number: G0M-1407-3973

Applicant:	BARTEC PIXAVI AS
EUT Name:	Smartphone
Model:	ImpactX
Test Site:	Eurofins Product Service GmbH
Operator:	Mr. Handrik
Test Conditions:	Tnom: 24°C, Vnom: 3.7 V DC
Antenna:	Rohde & Schwarz HL 025, Vertical
Measurement distance:	3 m
Mode:	TX; WCDMA FDD II, Ch.: 9537 (RMC / TPC: All 1)
Test Date:	2014-09-24
Note:	EUT vertical

Index 66

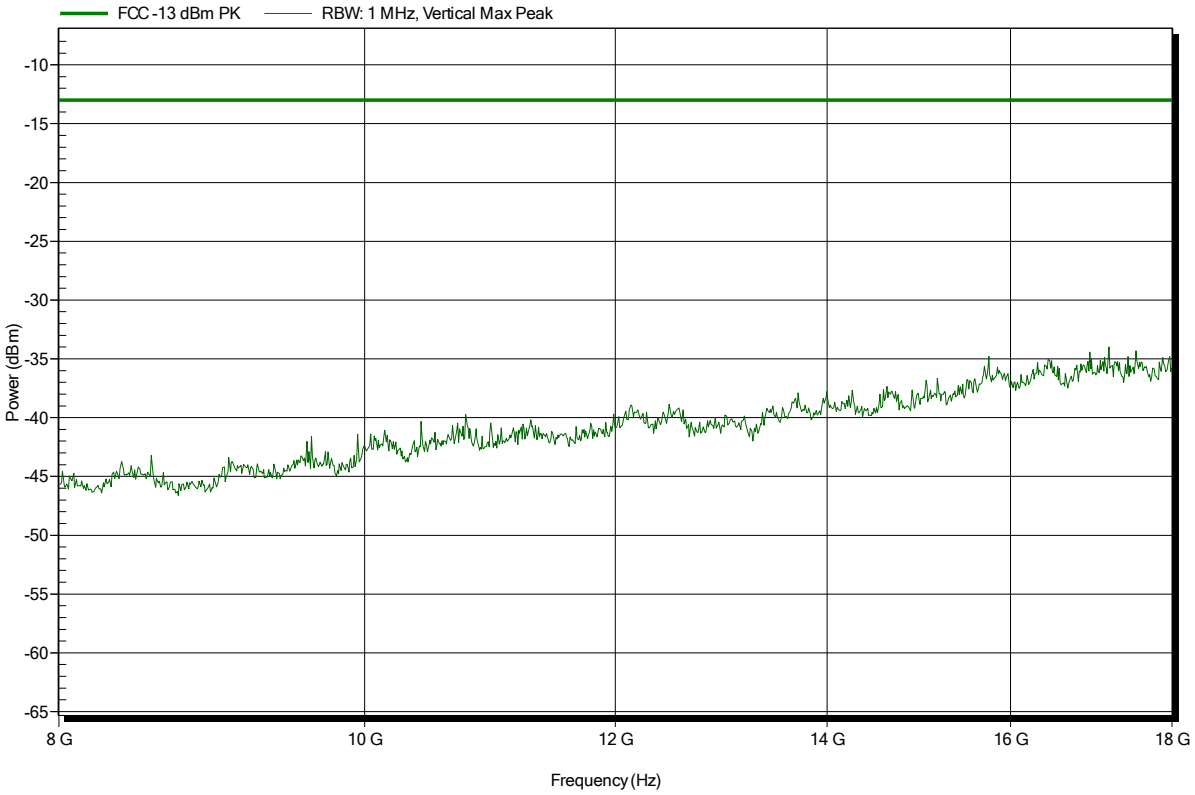

Spurious emissions according to FCC part 24 Subpart E

Project number: G0M-1407-3973

Applicant:	BARTEC PIXAVI AS
EUT Name:	Smartphone
Model:	ImpactX
Test Site:	Eurofins Product Service GmbH
Operator:	Mr. Handrik
Test Conditions:	Tnom: 24°C, Vnom: 3.7 V DC
Antenna:	Rohde & Schwarz HL 025, Horizontal
Measurement distance:	3 m
Mode:	TX; WCDMA FDD II, Ch.: 9537 (RMC / TPC: All 1)
Test Date:	2014-09-24
Note:	EUT vertical

Index 71

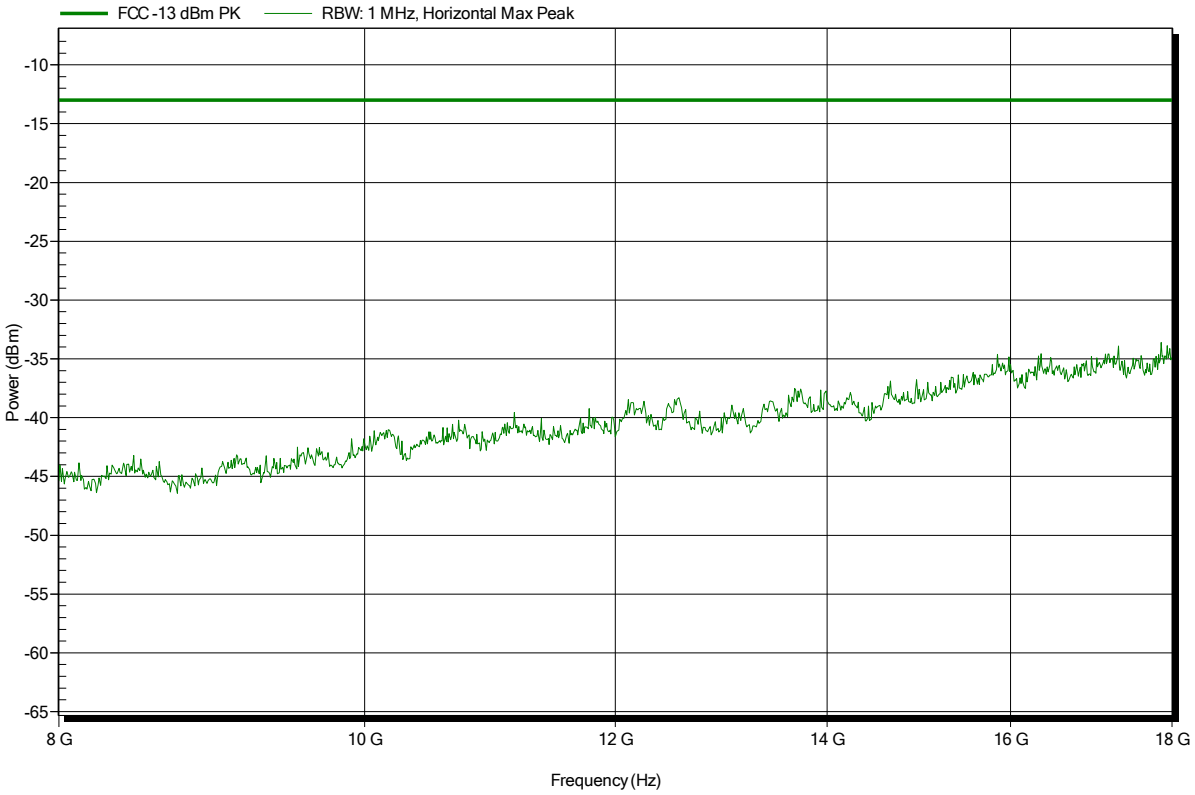

Spurious emissions according to FCC part 24 Subpart E

Project number: G0M-1407-3973

Applicant:	BARTEC PIXAVI AS
EUT Name:	Smartphone
Model:	ImpactX
Test Site:	Eurofins Product Service GmbH
Operator:	Mr. Handrik
Test Conditions:	Tnom: 24°C, Vnom: 3.7 V DC
Antenna:	Rohde & Schwarz HL 025, Vertical
Measurement distance:	3 m
Mode:	TX; WCDMA FDD II, Ch.: 9537 (RMC / TPC: All 1)
Test Date:	2014-09-24
Note:	EUT vertical

Index 65

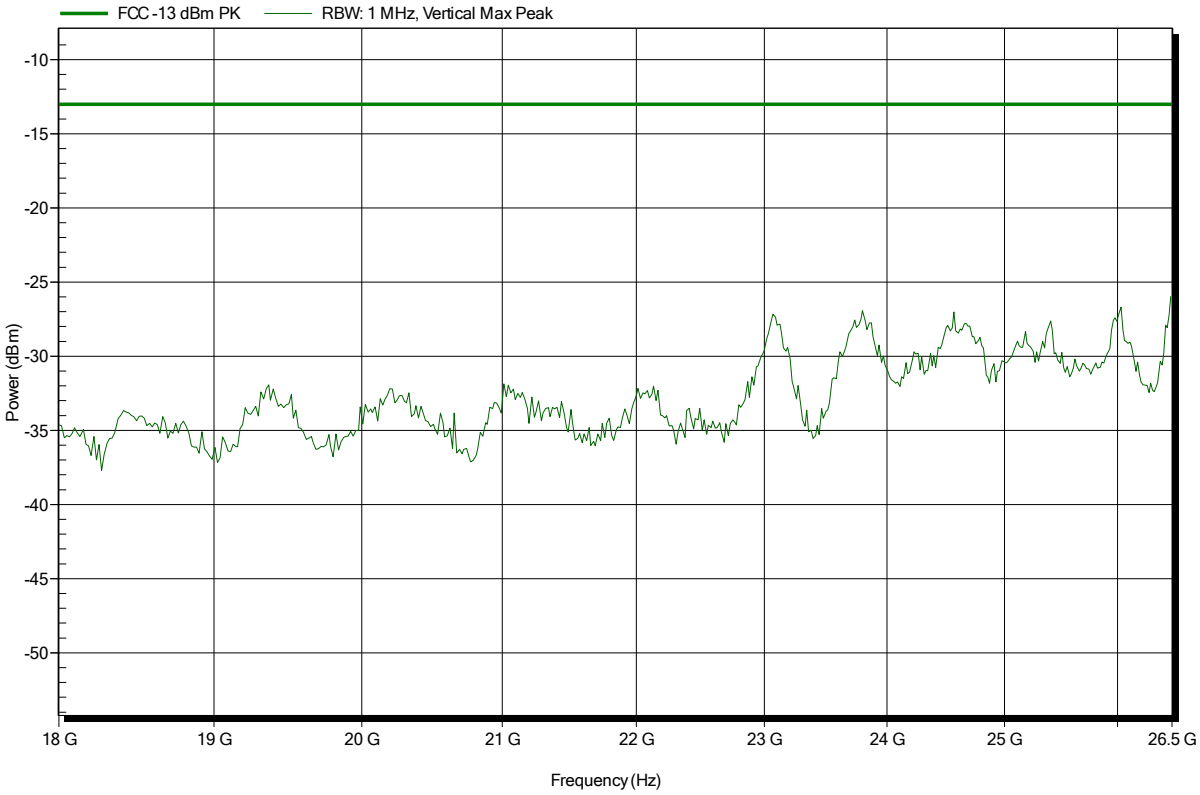

Spurious emissions according to FCC part 24 Subpart E

Project number: G0M-1407-3973

Applicant:	BARTEC PIXAVI AS
EUT Name:	Smartphone
Model:	ImpactX
Test Site:	Eurofins Product Service GmbH
Operator:	Mr. Handrik
Test Conditions:	Tnom: 24°C, Vnom: 3.7 V DC
Antenna:	Rohde & Schwarz HL 025, Horizontal
Measurement distance:	3 m
Mode:	TX; WCDMA FDD II, Ch.: 9537 (RMC / TPC: All 1)
Test Date:	2014-09-24
Note:	EUT vertical

Index 72

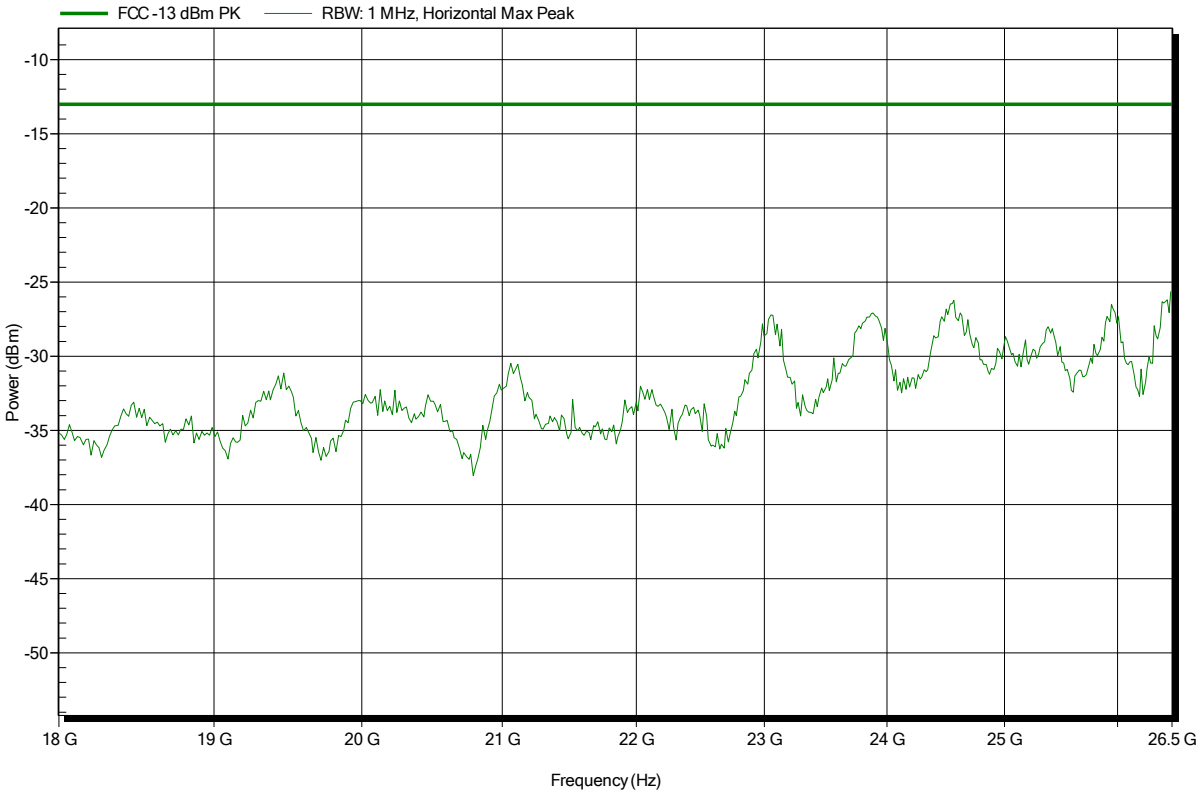

Spurious emissions according to FCC part 27 Subpart C

Project number: G0M-1407-3973

Applicant:	BARTEC PIXAVI AS
EUT Name:	Smartphone
Model:	ImpactX
Test Site:	Eurofins Product Service GmbH
Operator:	Mr. Handrik
Test Conditions:	Tnom: 24°C, Vnom: 3.7 V DC
Antenna:	Rohde & Schwarz HK 116, Vertical
Measurement distance:	3 m
Mode:	TX; WCDMA FDD IV, Ch.: 1513(RMC / TPC: All 1)
Test Date:	2014-09-24
Note:	EUT vertical; worst case

Index 42

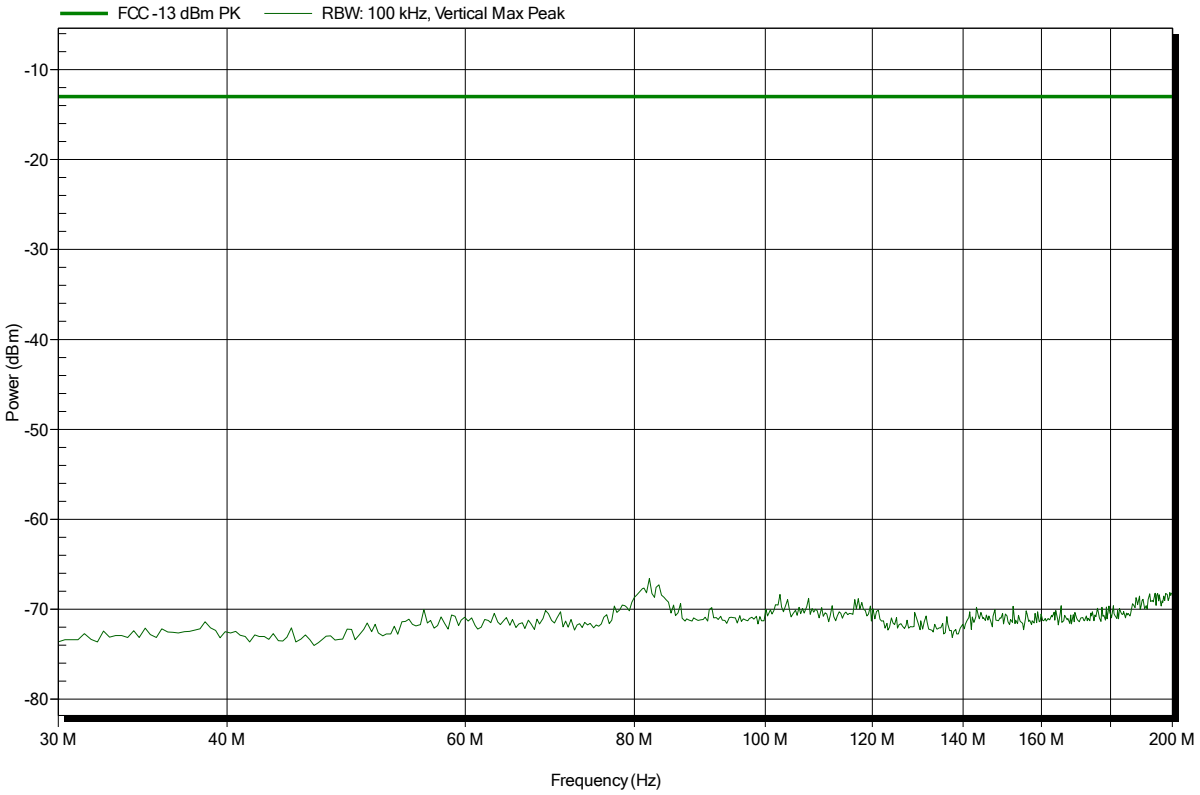

Spurious emissions according to FCC part 27 Subpart C

Project number: G0M-1407-3973

Applicant:	BARTEC PIXAVI AS
EUT Name:	Smartphone
Model:	ImpactX
Test Site:	Eurofins Product Service GmbH
Operator:	Mr. Handrik
Test Conditions:	Tnom: 24°C, Vnom: 3.7 V DC
Antenna:	Rohde & Schwarz HK 116, Horizontal
Measurement distance:	3 m
Mode:	TX; WCDMA FDD IV, Ch.: 1513(RMC / TPC: All 1)
Test Date:	2014-09-24
Note:	EUT vertical; worst case

Index 43

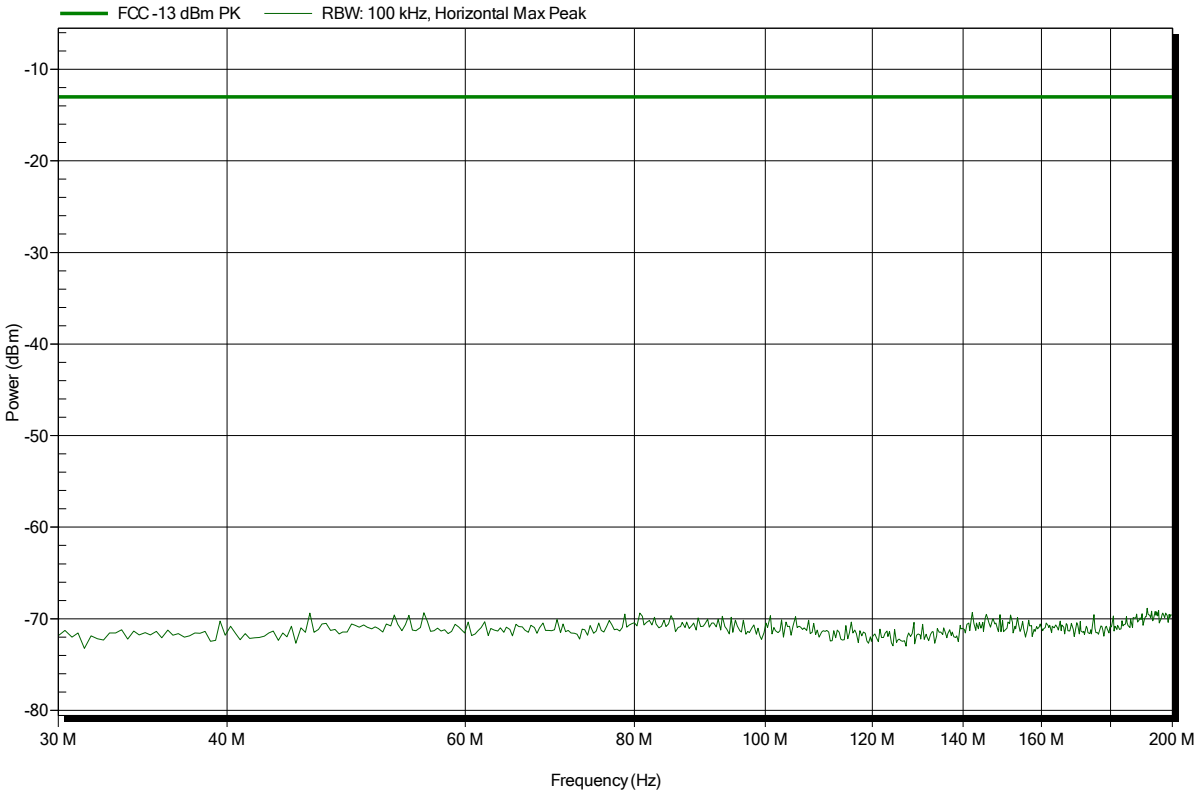

Spurious emissions according to FCC part 27 Subpart C

Project number: G0M-1407-3973

Applicant:	BARTEC PIXAVI AS
EUT Name:	Smartphone
Model:	ImpactX
Test Site:	Eurofins Product Service GmbH
Operator:	Mr. Handrik
Test Conditions:	Tnom: 24°C, Vnom: 3.7 V DC
Antenna:	Rohde & Schwarz HL 223, Horizontal
Measurement distance:	3 m
Mode:	TX; WCDMA FDD IV, Ch.: 1513(RMC / TPC: All 1)
Test Date:	2014-09-24
Note:	EUT vertical; worst case

Index 41

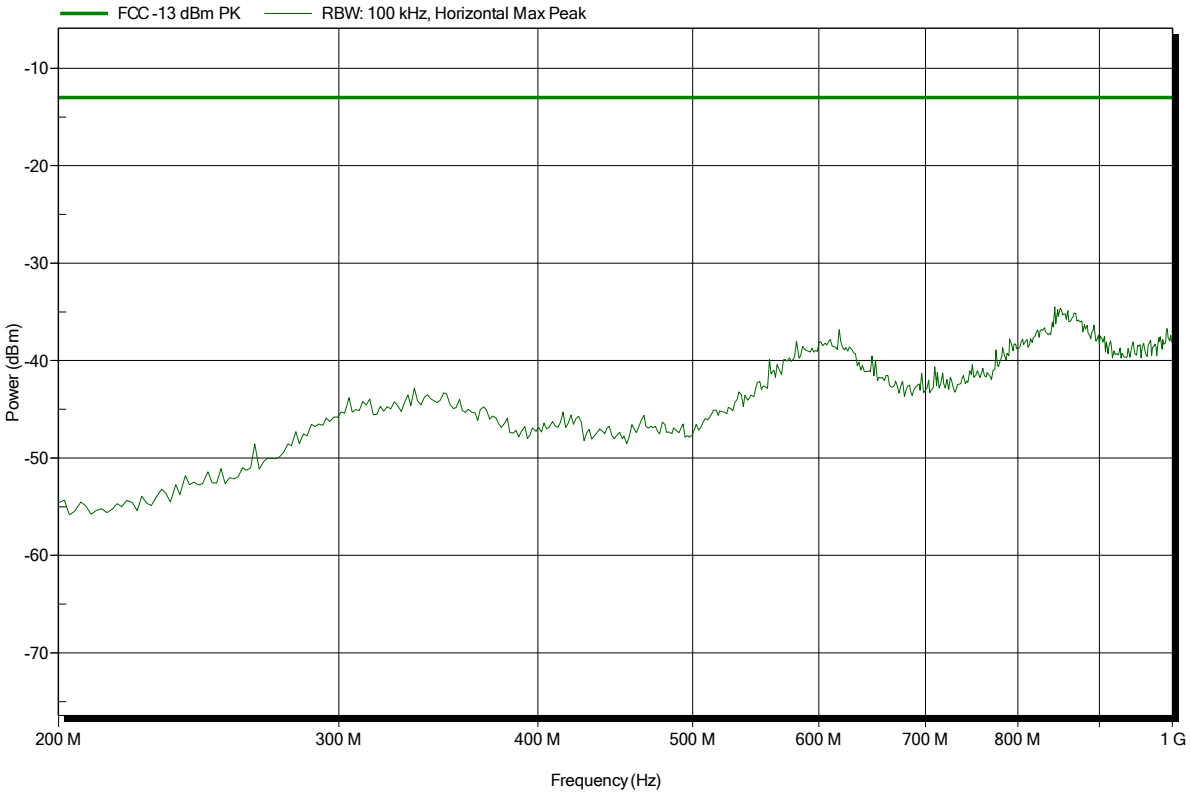

Spurious emissions according to FCC part 27 Subpart C

Project number: G0M-1407-3973

Applicant:	BARTEC PIXAVI AS
EUT Name:	Smartphone
Model:	ImpactX
Test Site:	Eurofins Product Service GmbH
Operator:	Mr. Handrik
Test Conditions:	Tnom: 24°C, Vnom: 3.7 V DC
Antenna:	Rohde & Schwarz HL 223, Vertical
Measurement distance:	3 m
Mode:	TX; WCDMA FDD IV, Ch.: 1513(RMC / TPC: All 1)
Test Date:	2014-09-24
Note:	EUT vertical; worst case

Index 40

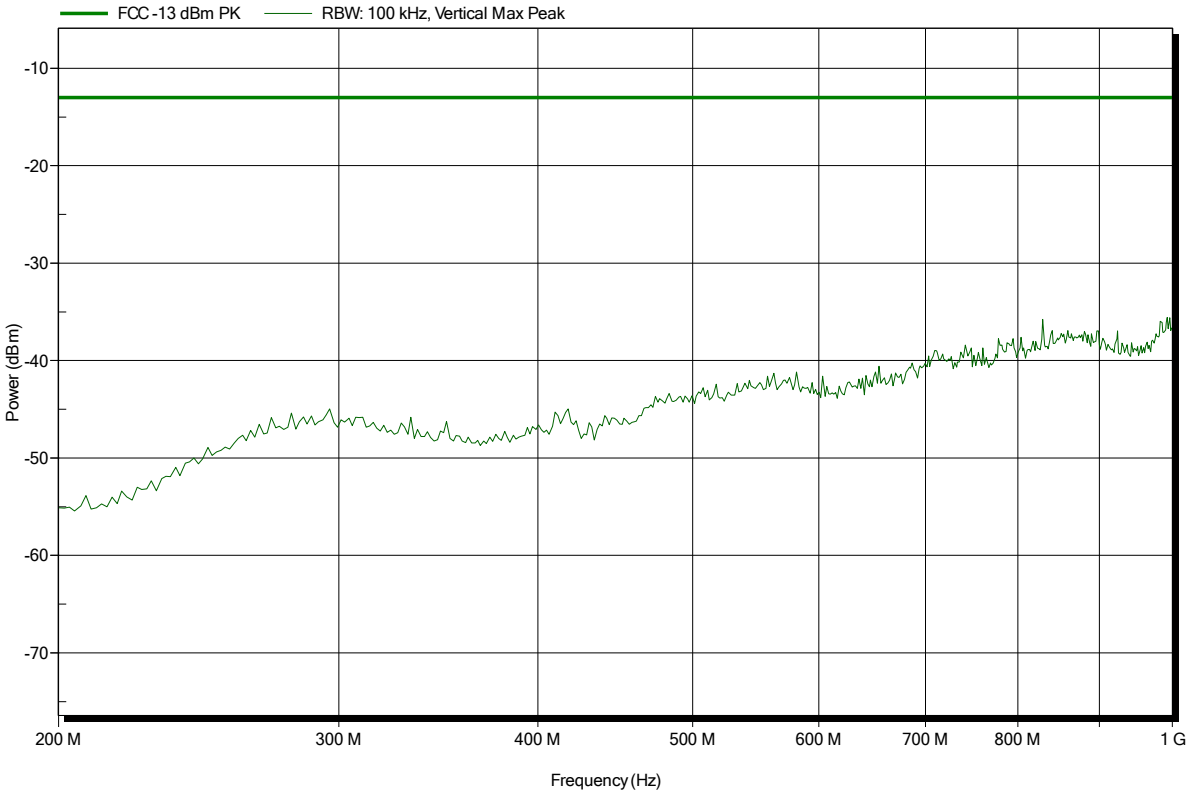

Spurious emissions according to FCC part 27 Subpart C

Project number: G0M-1407-3973

Applicant:	BARTEC PIXAVI AS
EUT Name:	Smartphone
Model:	ImpactX
Test Site:	Eurofins Product Service GmbH
Operator:	Mr. Handrik
Test Conditions:	Tnom: 24°C, Vnom: 3.7 V DC
Antenna:	Rohde & Schwarz HL 025, Vertical
Measurement distance:	3 m
Mode:	TX; WCDMA FDD IV, Ch.: 1312 (RMC / TPC: All 1)
Test Date:	2014-09-24
Note:	EUT vertical

Index 20

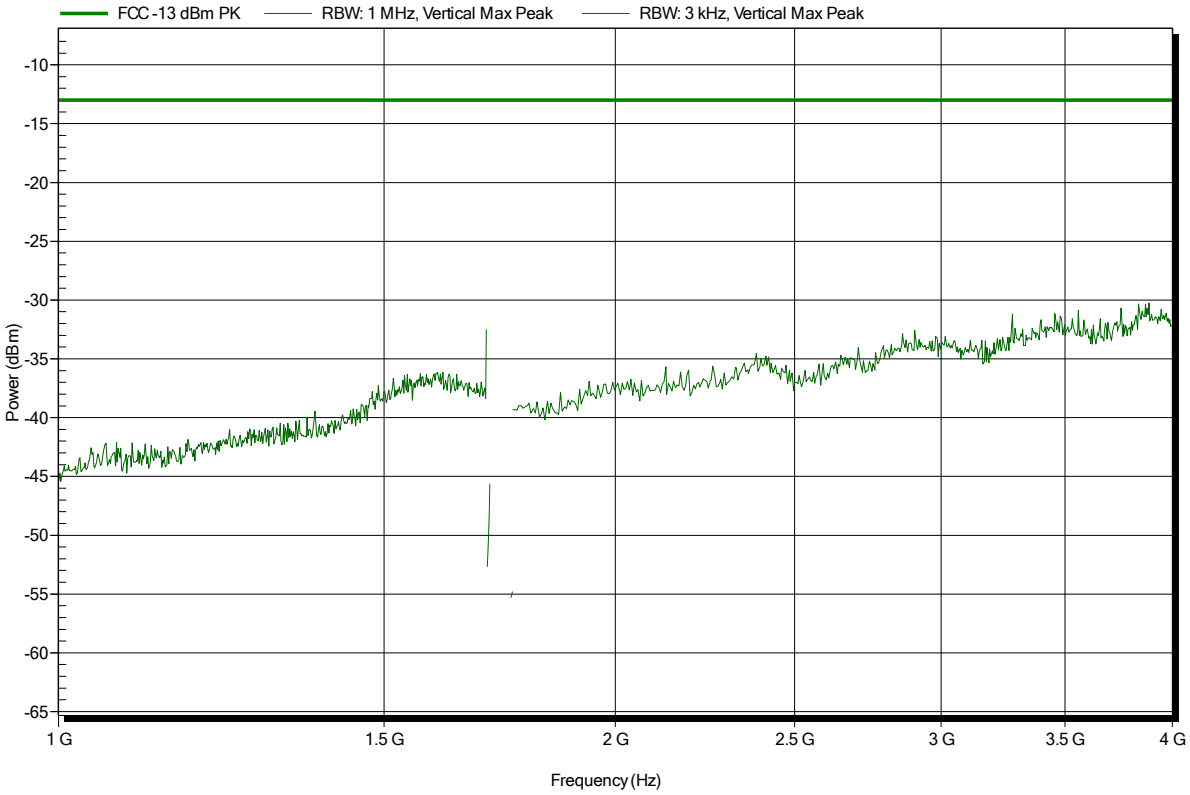

Spurious emissions according to FCC part 27 Subpart C

Project number: G0M-1407-3973

Applicant:	BARTEC PIXAVI AS
EUT Name:	Smartphone
Model:	ImpactX
Test Site:	Eurofins Product Service GmbH
Operator:	Mr. Handrik
Test Conditions:	Tnom: 24°C, Vnom: 3.7 V DC
Antenna:	Rohde & Schwarz HL 025, Horizontal
Measurement distance:	3 m
Mode:	TX; WCDMA FDD IV, Ch.: 1312(RMC / TPC: All 1)
Test Date:	2014-09-24
Note:	EUT vertical

Index 46

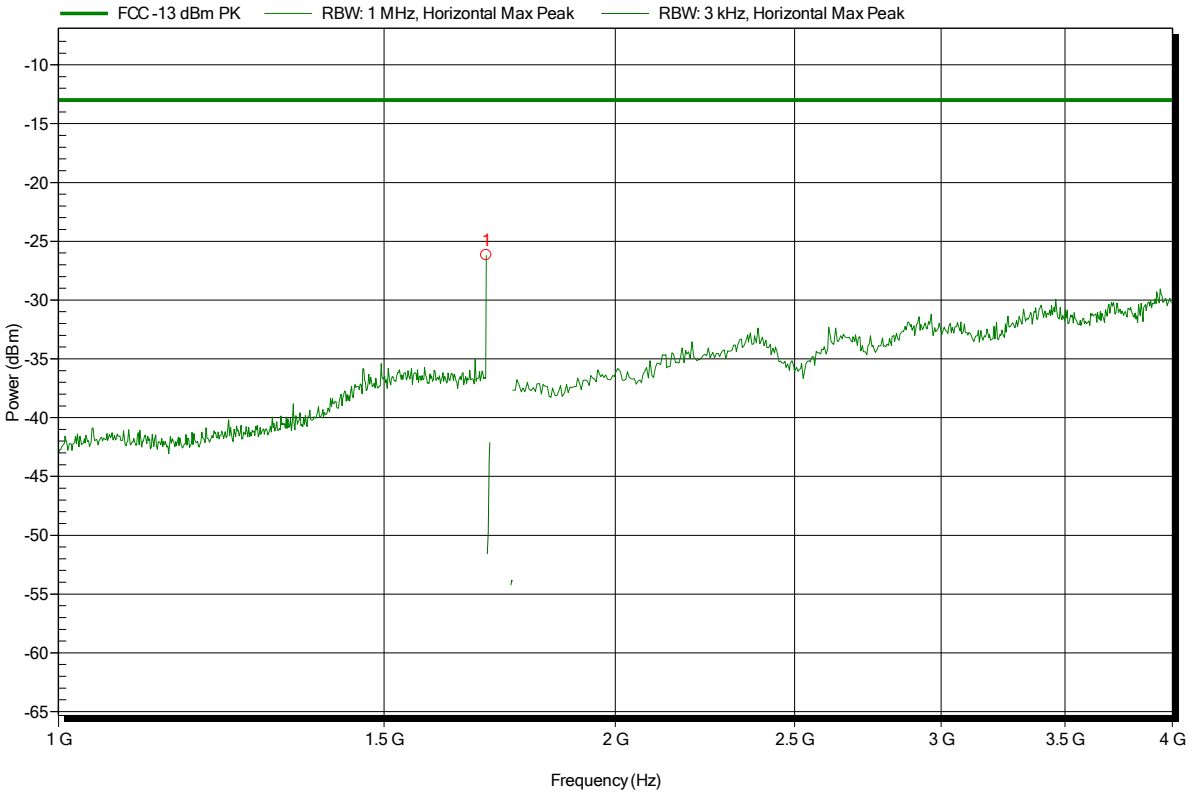

Frequency	Peak	Peak Limit	Peak Difference	Peak Status
1.704 GHz	-26.2 dBm	-13 dBm	-13.17 dB	Pass

Spurious emissions according to FCC part 27 Subpart C

Project number: G0M-1407-3973

Applicant:	BARTEC PIXAVI AS
EUT Name:	Smartphone
Model:	ImpactX
Test Site:	Eurofins Product Service GmbH
Operator:	Mr. Handrik
Test Conditions:	Tnom: 24°C, Vnom: 3.7 V DC
Antenna:	Rohde & Schwarz HL 025, Vertical
Measurement distance:	3 m
Mode:	TX; WCDMA FDD IV, Ch.: 1312(RMC / TPC: All 1)
Test Date:	2014-09-24
Note:	EUT vertical

Index 28

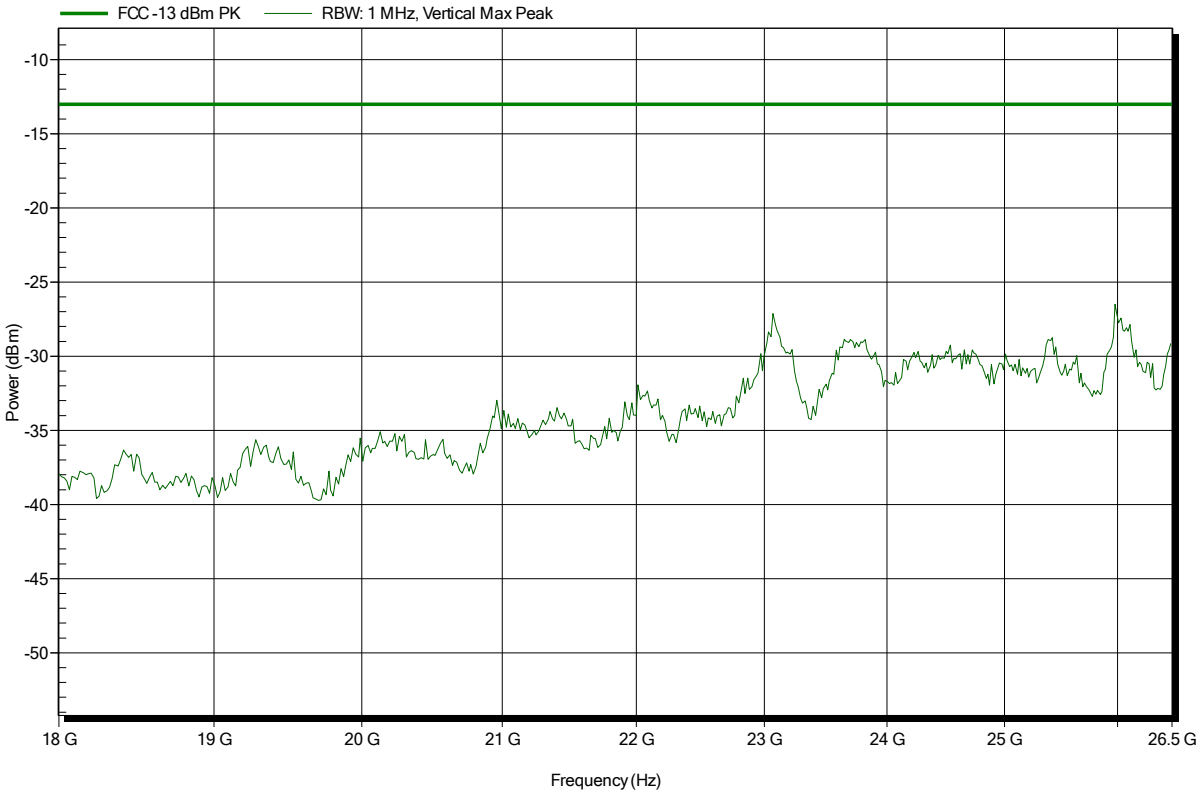

Spurious emissions according to FCC part 27 Subpart C

Project number: G0M-1407-3973

Applicant:	BARTEC PIXAVI AS
EUT Name:	Smartphone
Model:	ImpactX
Test Site:	Eurofins Product Service GmbH
Operator:	Mr. Handrik
Test Conditions:	Tnom: 24°C, Vnom: 3.7 V DC
Antenna:	Rohde & Schwarz HL 025, Vertical
Measurement distance:	3 m
Mode:	TX; WCDMA FDD IV, Ch.: 1312 (RMC / TPC: All 1)
Test Date:	2014-09-24
Note:	EUT vertical

Index 29

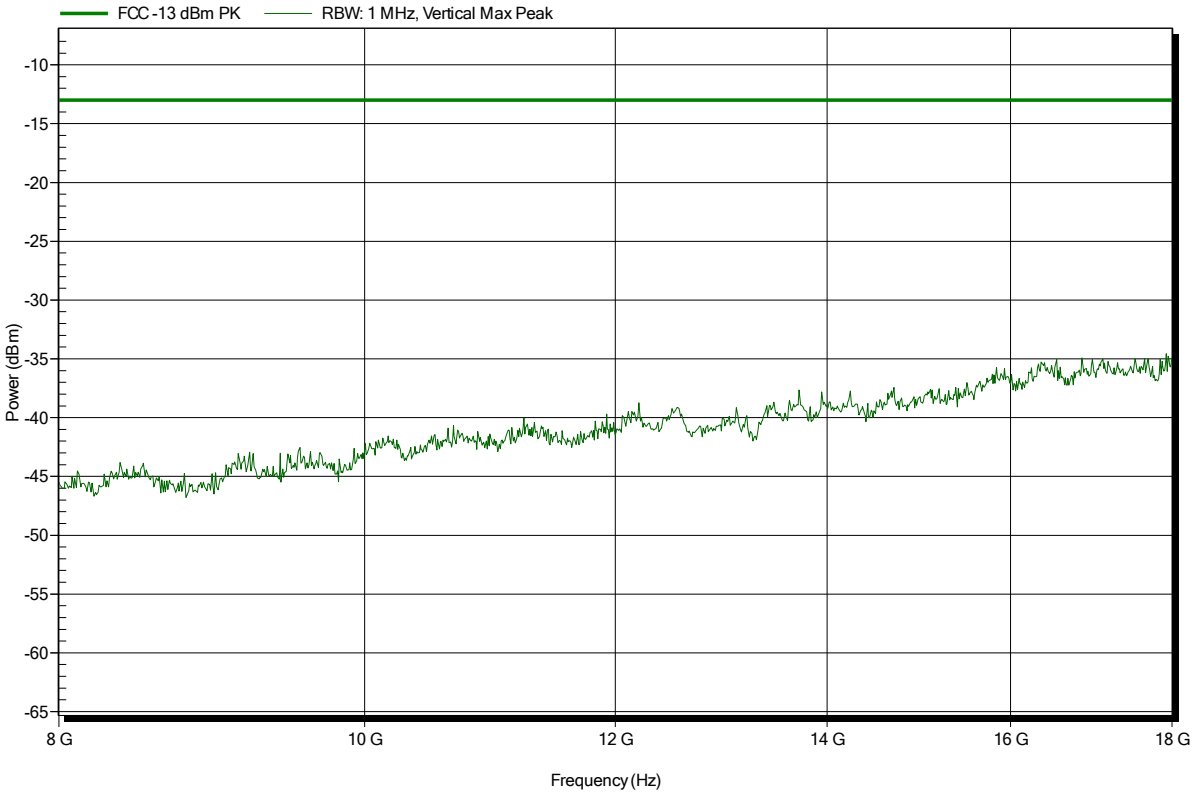

Spurious emissions according to FCC part 27 Subpart C

Project number: G0M-1407-3973

Applicant:	BARTEC PIXAVI AS
EUT Name:	Smartphone
Model:	ImpactX
Test Site:	Eurofins Product Service GmbH
Operator:	Mr. Handrik
Test Conditions:	Tnom: 24°C, Vnom: 3.7 V DC
Antenna:	Rohde & Schwarz HL 025, Vertical
Measurement distance:	3 m
Mode:	TX; WCDMA FDD IV, Ch.: 1312 (RMC / TPC: All 1)
Test Date:	2014-09-24
Note:	EUT vertical

Index 30

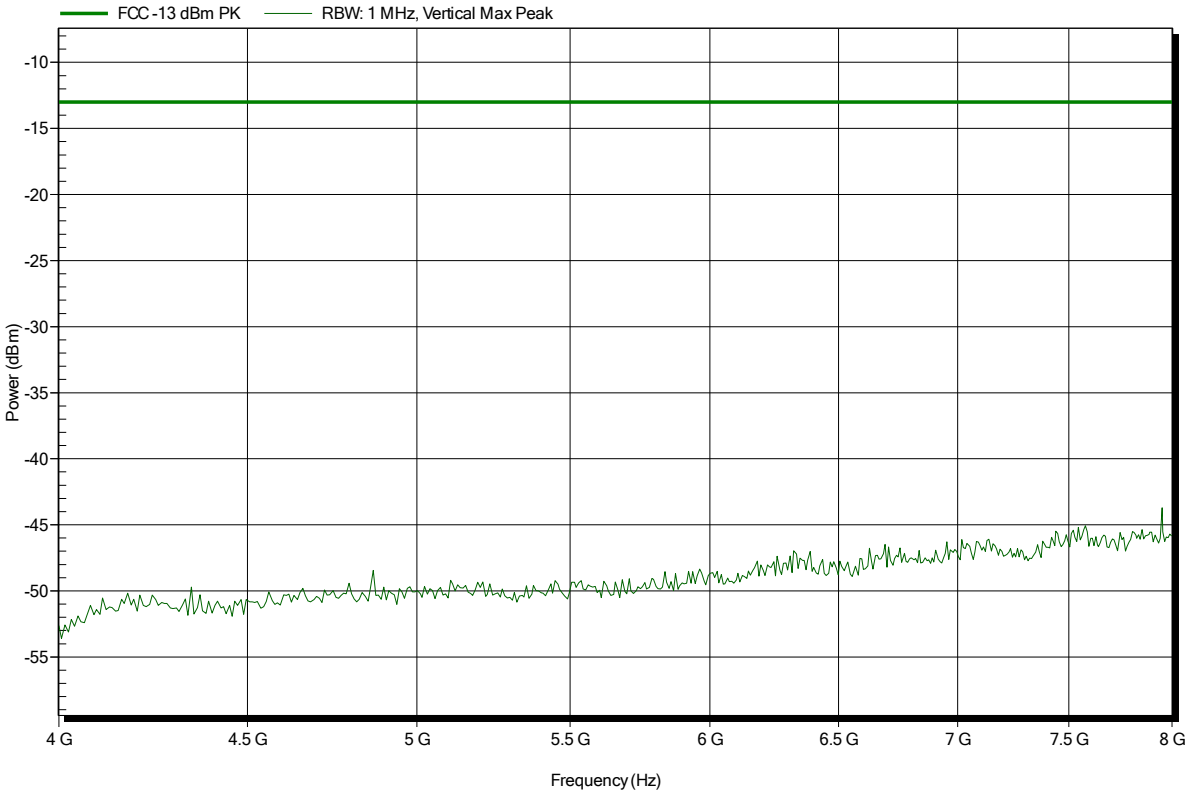

Spurious emissions according to FCC part 27 Subpart C

Project number: G0M-1407-3973

Applicant:	BARTEC PIXAVI AS
EUT Name:	Smartphone
Model:	ImpactX
Test Site:	Eurofins Product Service GmbH
Operator:	Mr. Handrik
Test Conditions:	Tnom: 24°C, Vnom: 3.7 V DC
Antenna:	Rohde & Schwarz HL 025, Horizontal
Measurement distance:	3 m
Mode:	TX; WCDMA FDD IV, Ch.: 1312 (RMC / TPC: All 1)
Test Date:	2014-09-24
Note:	EUT vertical

Index 31

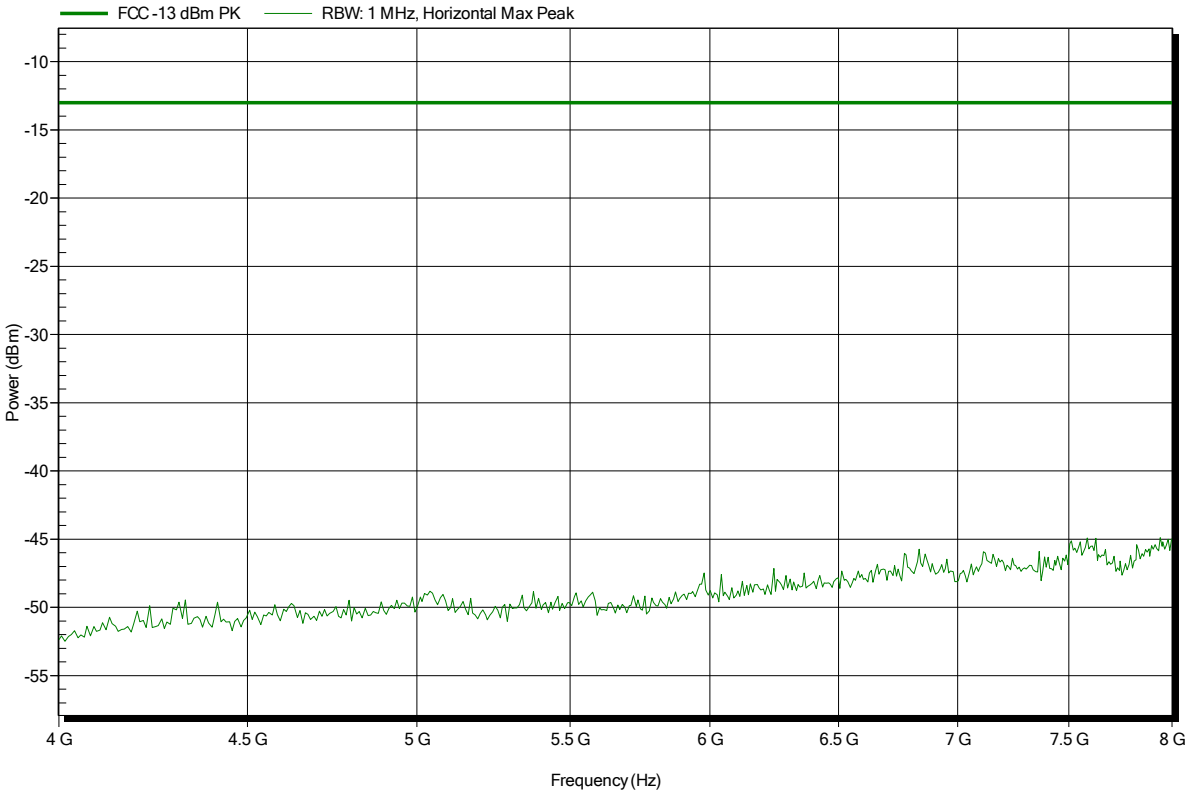

Spurious emissions according to FCC part 27 Subpart C

Project number: G0M-1407-3973

Applicant:	BARTEC PIXAVI AS
EUT Name:	Smartphone
Model:	ImpactX
Test Site:	Eurofins Product Service GmbH
Operator:	Mr. Handrik
Test Conditions:	Tnom: 24°C, Vnom: 3.7 V DC
Antenna:	Rohde & Schwarz HL 025, Horizontal
Measurement distance:	3 m
Mode:	TX; WCDMA FDD IV, Ch.: 1312 (RMC / TPC: All 1)
Test Date:	2014-09-24
Note:	EUT vertical

Index 32

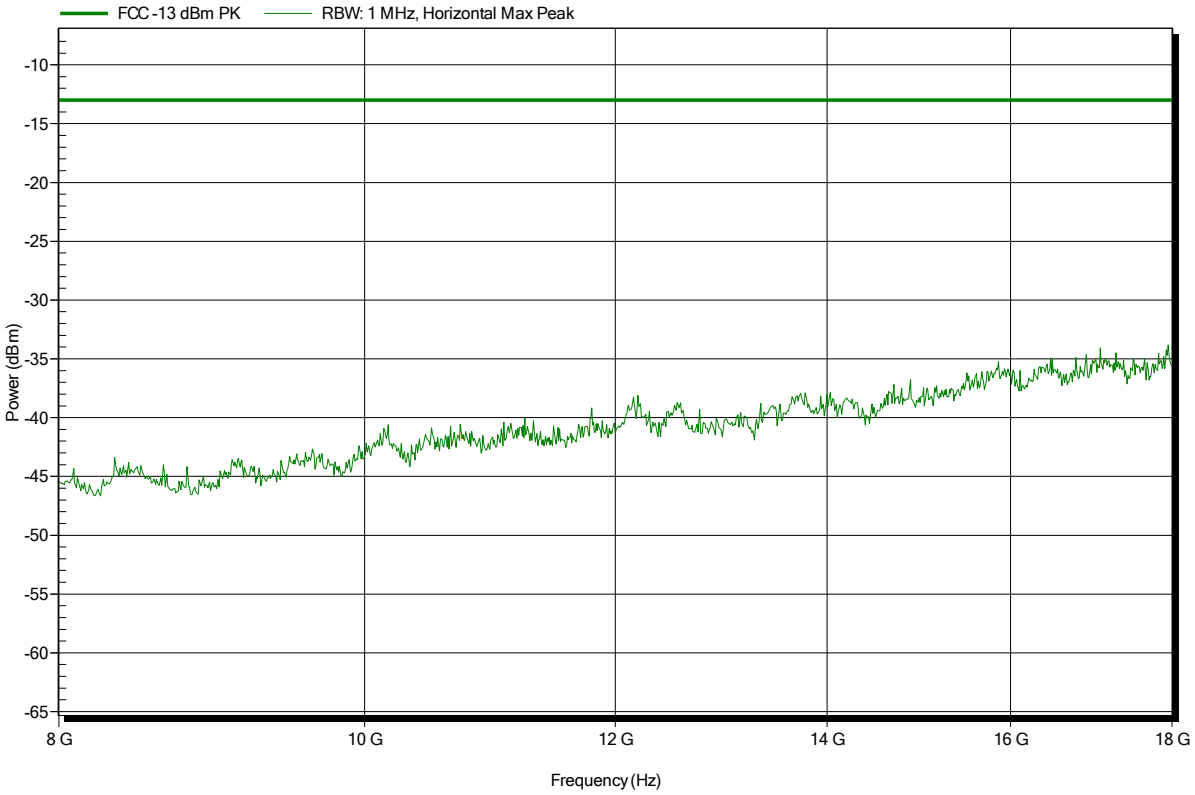

Spurious emissions according to FCC part 27 Subpart C

Project number: G0M-1407-3973

Applicant:	BARTEC PIXAVI AS
EUT Name:	Smartphone
Model:	ImpactX
Test Site:	Eurofins Product Service GmbH
Operator:	Mr. Handrik
Test Conditions:	Tnom: 24°C, Vnom: 3.7 V DC
Antenna:	Rohde & Schwarz HL 025, Horizontal
Measurement distance:	3 m
Mode:	TX; WCDMA FDD IV, Ch.: 1312 (RMC / TPC: All 1)
Test Date:	2014-09-24
Note:	EUT vertical

Index 33

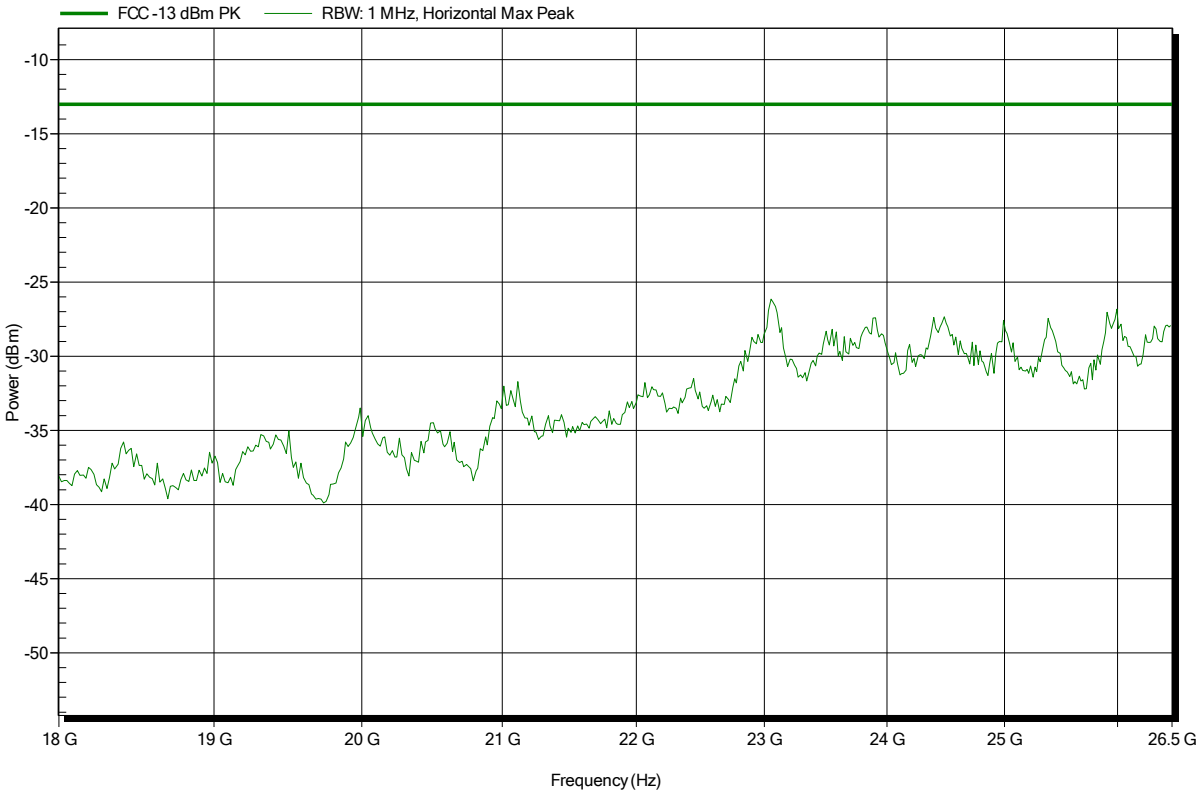

Spurious emissions according to FCC part 27 Subpart C

Project number: G0M-1407-3973

Applicant:	BARTEC PIXAVI AS
EUT Name:	Smartphone
Model:	ImpactX
Test Site:	Eurofins Product Service GmbH
Operator:	Mr. Handrik
Test Conditions:	Tnom: 24°C, Vnom: 3.7 V DC
Antenna:	Rohde & Schwarz HL 025, Vertical
Measurement distance:	3 m
Mode:	TX; WCDMA FDD IV, Ch.: 1450 (RMC / TPC: All 1)
Test Date:	2014-09-24
Note:	EUT vertical

Index 19

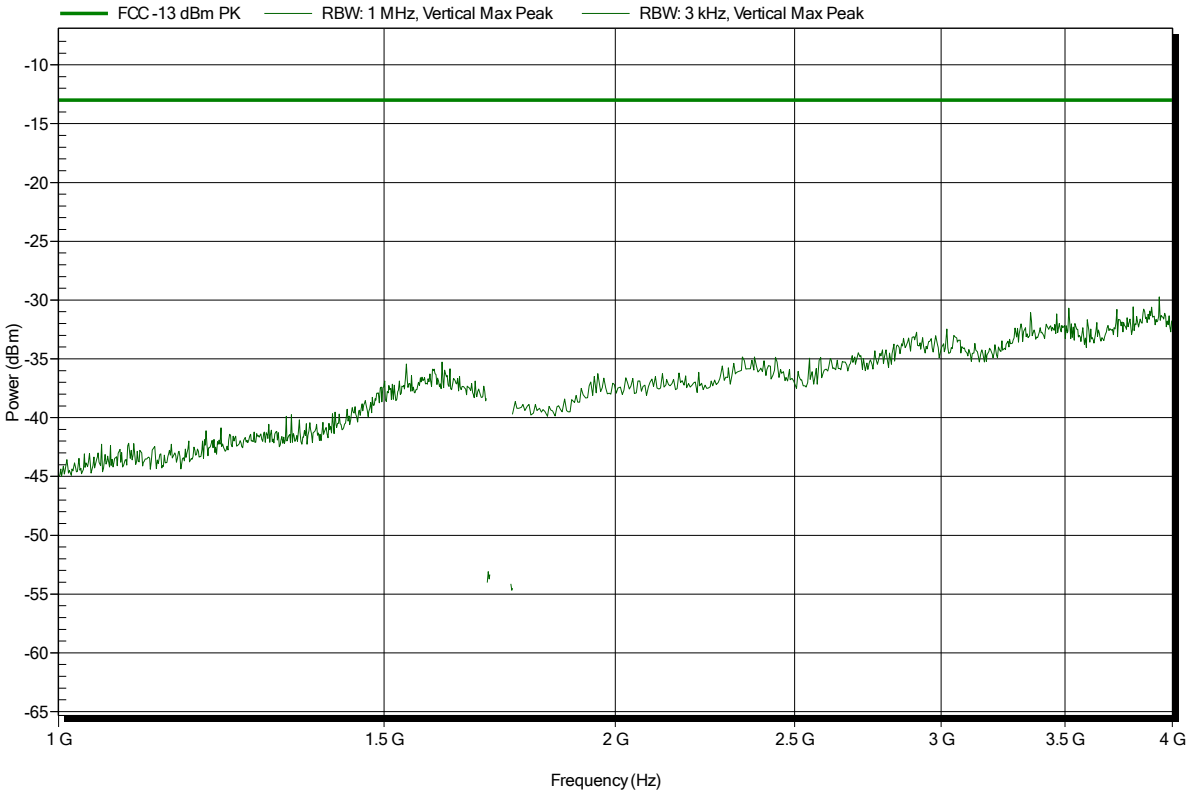

Spurious emissions according to FCC part 27 Subpart C

Project number: G0M-1407-3973

Applicant:	BARTEC PIXAVI AS
EUT Name:	Smartphone
Model:	ImpactX
Test Site:	Eurofins Product Service GmbH
Operator:	Mr. Handrik
Test Conditions:	Tnom: 24°C, Vnom: 3.7 V DC
Antenna:	Rohde & Schwarz HL 025, Horizontal
Measurement distance:	3 m
Mode:	TX; WCDMA FDD IV, Ch.: 1450(RMC / TPC: All 1)
Test Date:	2014-09-24
Note:	EUT vertical

Index 45

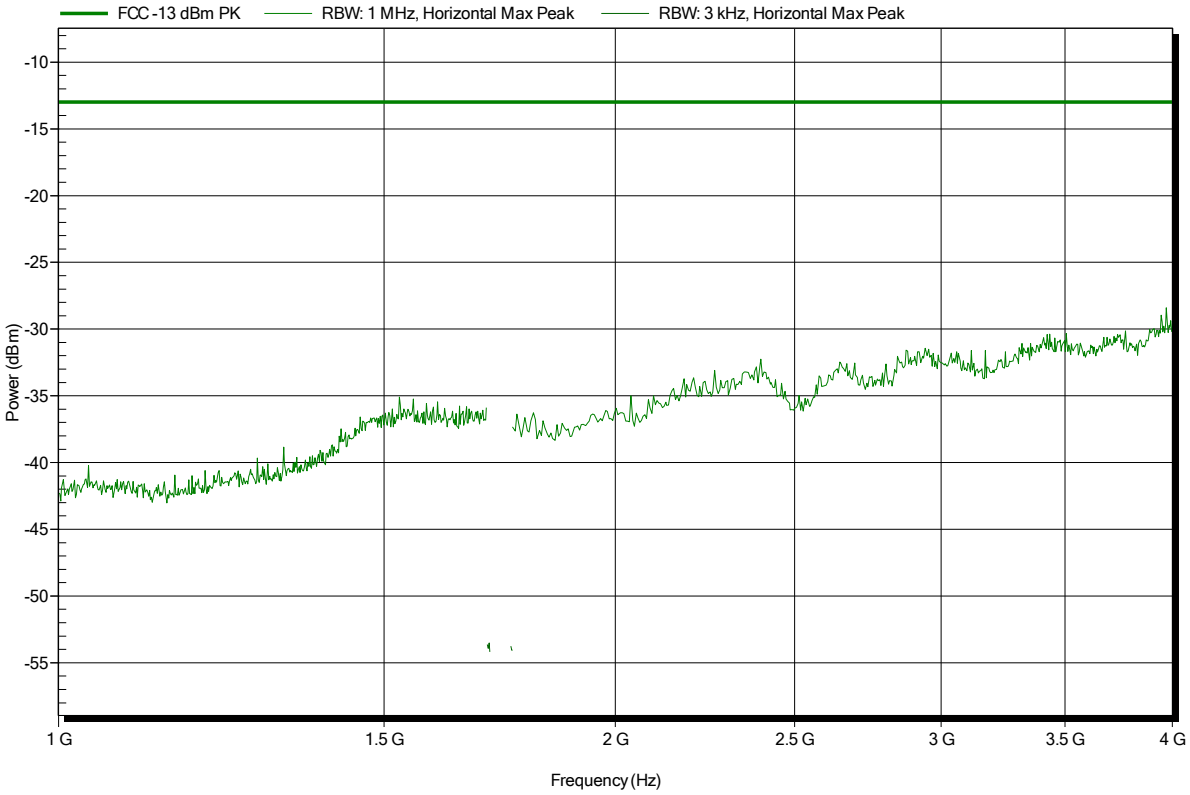

Spurious emissions according to FCC part 27 Subpart C

Project number: G0M-1407-3973

Applicant:	BARTEC PIXAVI AS
EUT Name:	Smartphone
Model:	ImpactX
Test Site:	Eurofins Product Service GmbH
Operator:	Mr. Handrik
Test Conditions:	Tnom: 24°C, Vnom: 3.7 V DC
Antenna:	Rohde & Schwarz HL 025, Vertical
Measurement distance:	3 m
Mode:	TX; WCDMA FDD IV, Ch.: 1450 (RMC / TPC: All 1)
Test Date:	2014-09-24
Note:	EUT vertical

Index 25

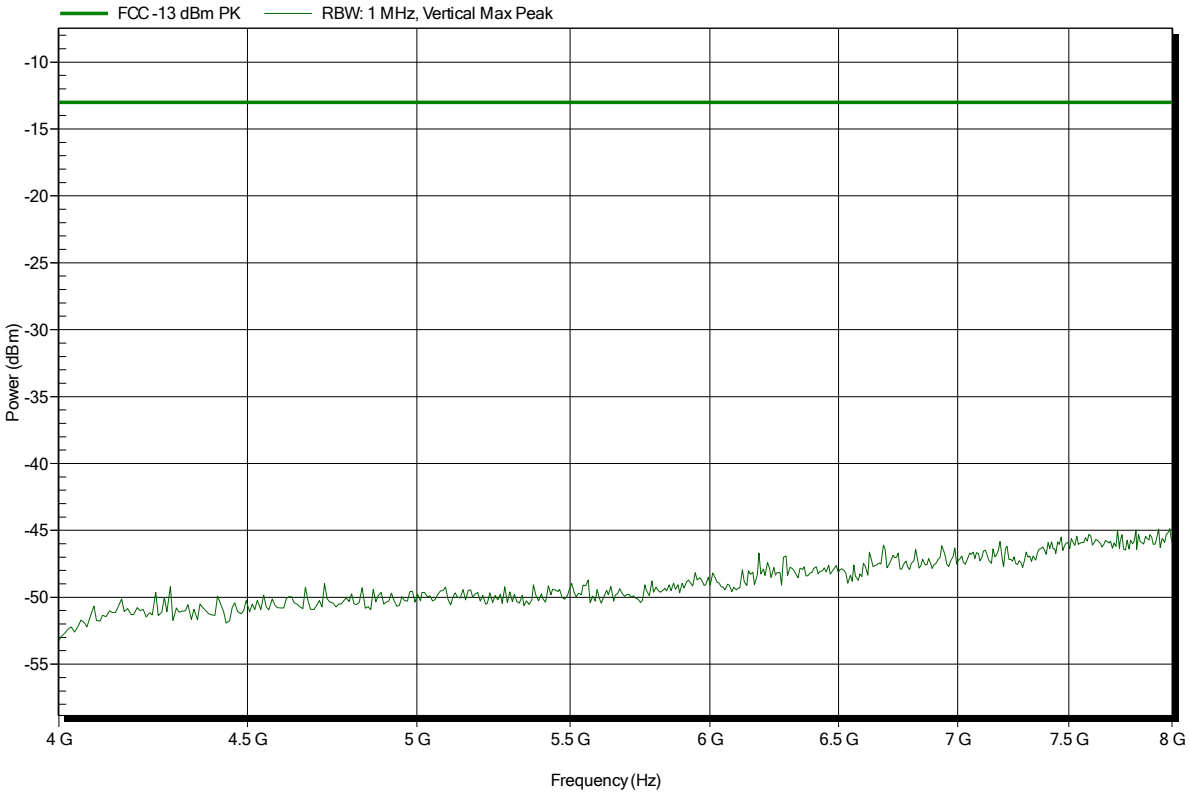

Spurious emissions according to FCC part 27 Subpart C

Project number: G0M-1407-3973

Applicant:	BARTEC PIXAVI AS
EUT Name:	Smartphone
Model:	ImpactX
Test Site:	Eurofins Product Service GmbH
Operator:	Mr. Handrik
Test Conditions:	Tnom: 24°C, Vnom: 3.7 V DC
Antenna:	Rohde & Schwarz HL 025, Horizontal
Measurement distance:	3 m
Mode:	TX; WCDMA FDD IV, Ch.: 1450(RMC / TPC: All 1)
Test Date:	2014-09-24
Note:	EUT vertical

Index 36

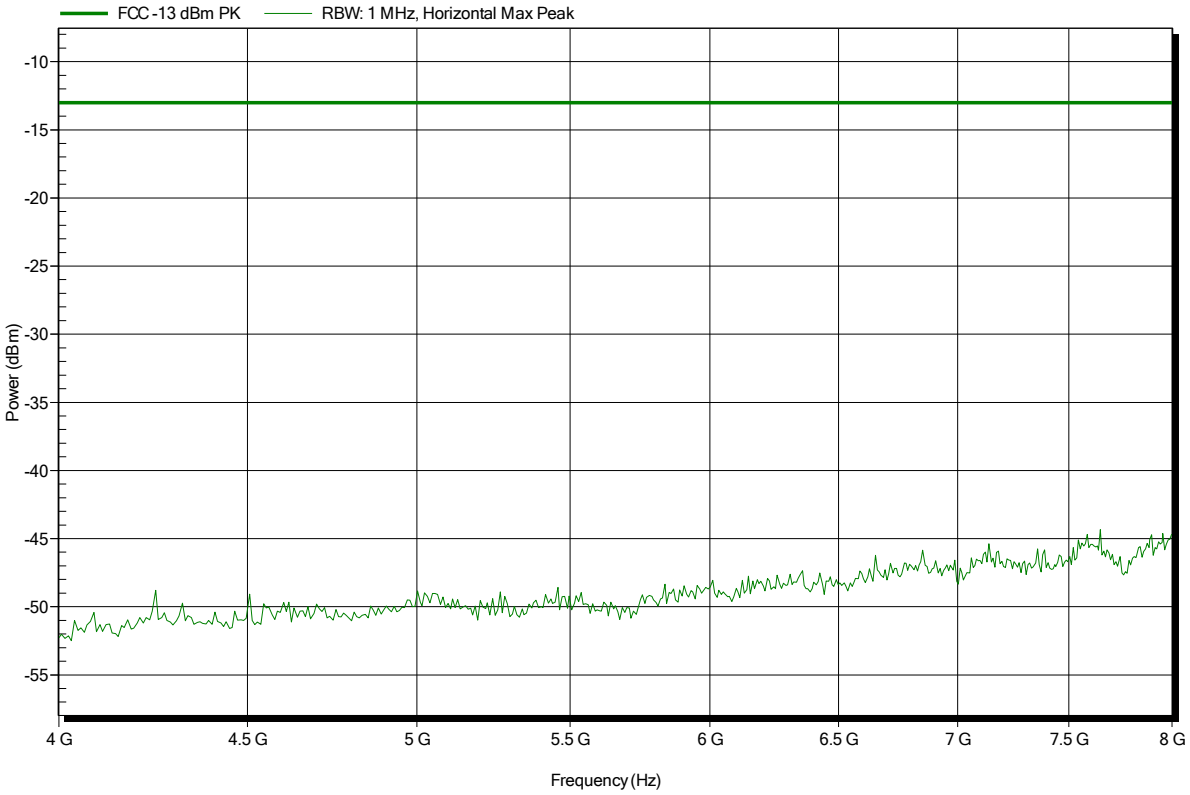

Spurious emissions according to FCC part 27 Subpart C

Project number: G0M-1407-3973

Applicant:	BARTEC PIXAVI AS
EUT Name:	Smartphone
Model:	ImpactX
Test Site:	Eurofins Product Service GmbH
Operator:	Mr. Handrik
Test Conditions:	Tnom: 24°C, Vnom: 3.7 V DC
Antenna:	Rohde & Schwarz HL 025, Vertical
Measurement distance:	3 m
Mode:	TX; WCDMA FDD IV, Ch.: 1450 (RMC / TPC: All 1)
Test Date:	2014-09-24
Note:	EUT vertical

Index 26

Spurious emissions according to FCC part 27 Subpart C

Project number: G0M-1407-3973

Applicant:	BARTEC PIXAVI AS
EUT Name:	Smartphone
Model:	ImpactX
Test Site:	Eurofins Product Service GmbH
Operator:	Mr. Handrik
Test Conditions:	Tnom: 24°C, Vnom: 3.7 V DC
Antenna:	Rohde & Schwarz HL 025, Horizontal
Measurement distance:	3 m
Mode:	TX; WCDMA FDD IV, Ch.: 1450(RMC / TPC: All 1)
Test Date:	2014-09-24
Note:	EUT vertical

Index 35

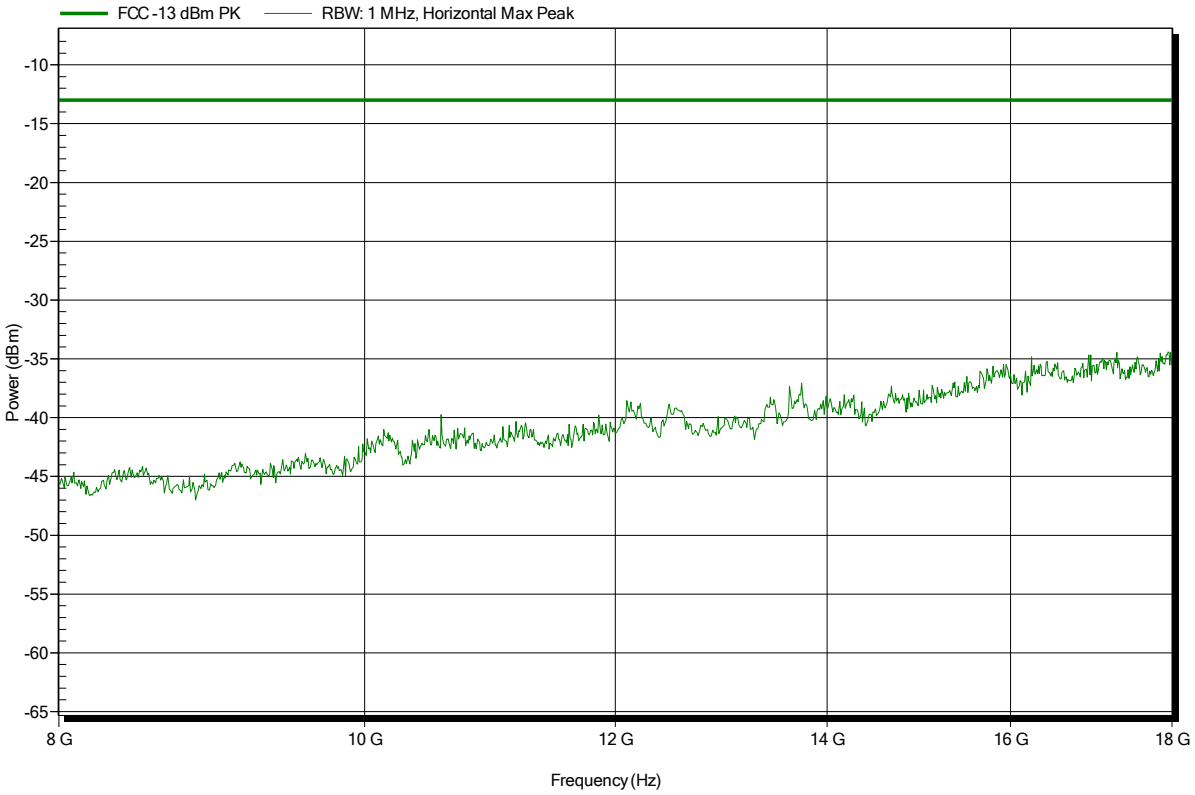

Spurious emissions according to FCC part 27 Subpart C

Project number: G0M-1407-3973

Applicant:	BARTEC PIXAVI AS
EUT Name:	Smartphone
Model:	ImpactX
Test Site:	Eurofins Product Service GmbH
Operator:	Mr. Handrik
Test Conditions:	Tnom: 24°C, Vnom: 3.7 V DC
Antenna:	Rohde & Schwarz HL 025, Vertical
Measurement distance:	3 m
Mode:	TX; WCDMA FDD IV, Ch.: 1450 (RMC / TPC: All 1)
Test Date:	2014-09-24
Note:	EUT vertical

Index 27

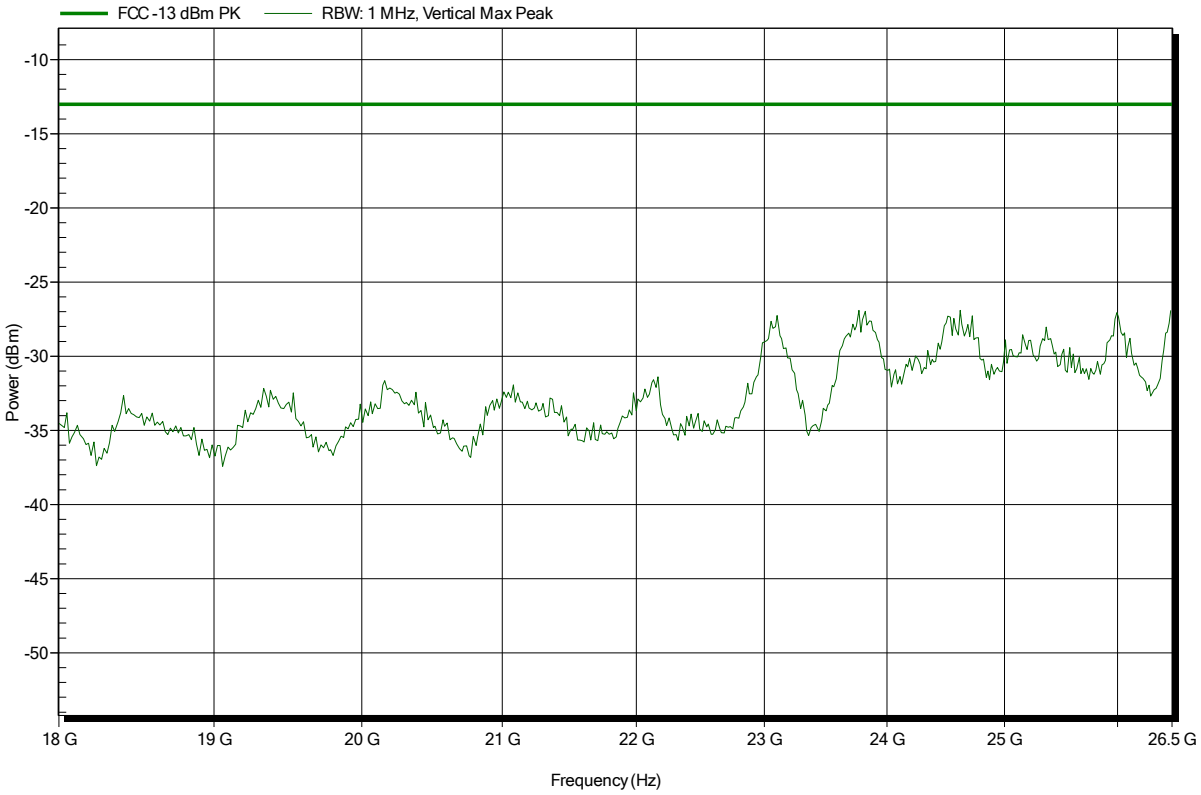

Spurious emissions according to FCC part 27 Subpart C

Project number: G0M-1407-3973

Applicant:	BARTEC PIXAVI AS
EUT Name:	Smartphone
Model:	ImpactX
Test Site:	Eurofins Product Service GmbH
Operator:	Mr. Handrik
Test Conditions:	Tnom: 24°C, Vnom: 3.7 V DC
Antenna:	Rohde & Schwarz HL 025, Horizontal
Measurement distance:	3 m
Mode:	TX; WCDMA FDD IV, Ch.: 1450(RMC / TPC: All 1)
Test Date:	2014-09-24
Note:	EUT vertical

Index 34

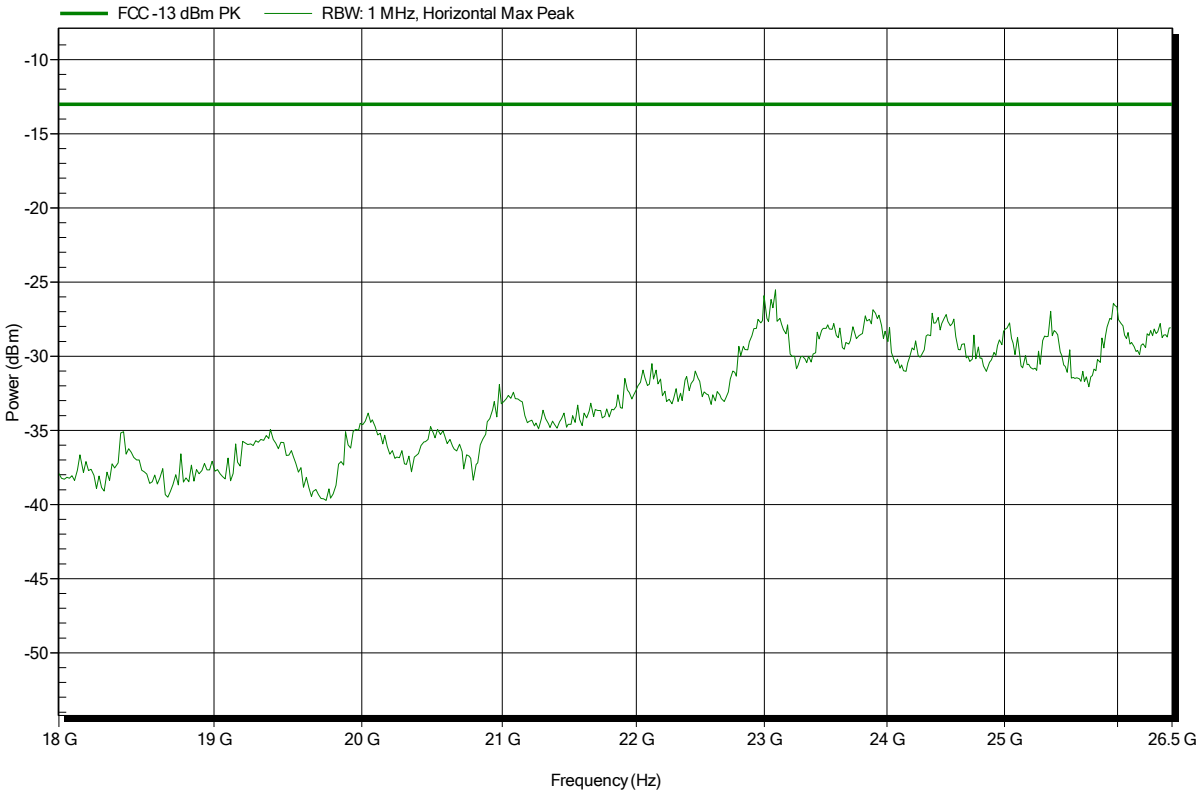

Spurious emissions according to FCC part 27 Subpart C

Project number: G0M-1407-3973

Applicant:	BARTEC PIXAVI AS
EUT Name:	Smartphone
Model:	ImpactX
Test Site:	Eurofins Product Service GmbH
Operator:	Mr. Handrik
Test Conditions:	Tnom: 24°C, Vnom: 3.7 V DC
Antenna:	Rohde & Schwarz HL 025, Vertical
Measurement distance:	3 m
Mode:	TX; WCDMA FDD IV, Ch.: 1513 (RMC / TPC: All 1)
Test Date:	2014-09-24
Note:	EUT vertical

Index 21

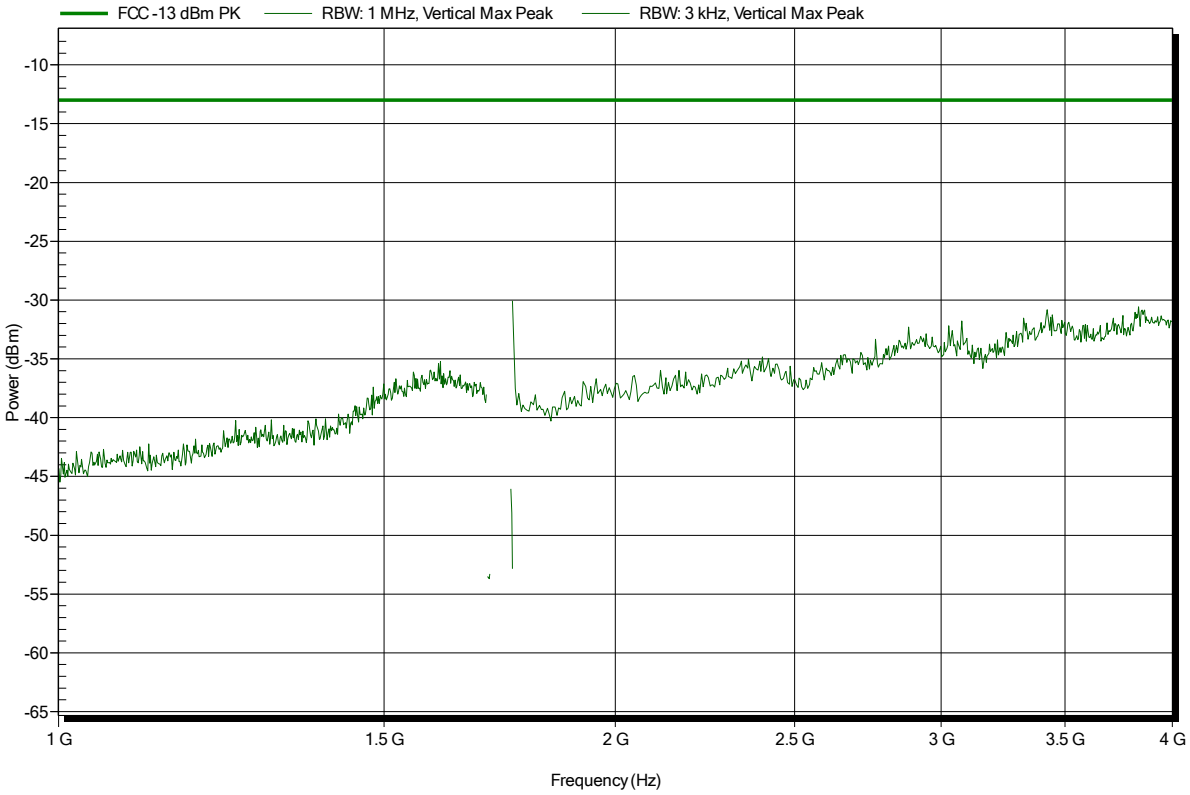

Spurious emissions according to FCC part 27 Subpart C

Project number: G0M-1407-3973

Applicant:	BARTEC PIXAVI AS
EUT Name:	Smartphone
Model:	ImpactX
Test Site:	Eurofins Product Service GmbH
Operator:	Mr. Handrik
Test Conditions:	Tnom: 24°C, Vnom: 3.7 V DC
Antenna:	Rohde & Schwarz HL 025, Horizontal
Measurement distance:	3 m
Mode:	TX; WCDMA FDD IV, Ch.: 1513(RMC / TPC: All 1)
Test Date:	2014-09-24
Note:	EUT vertical

Index 44

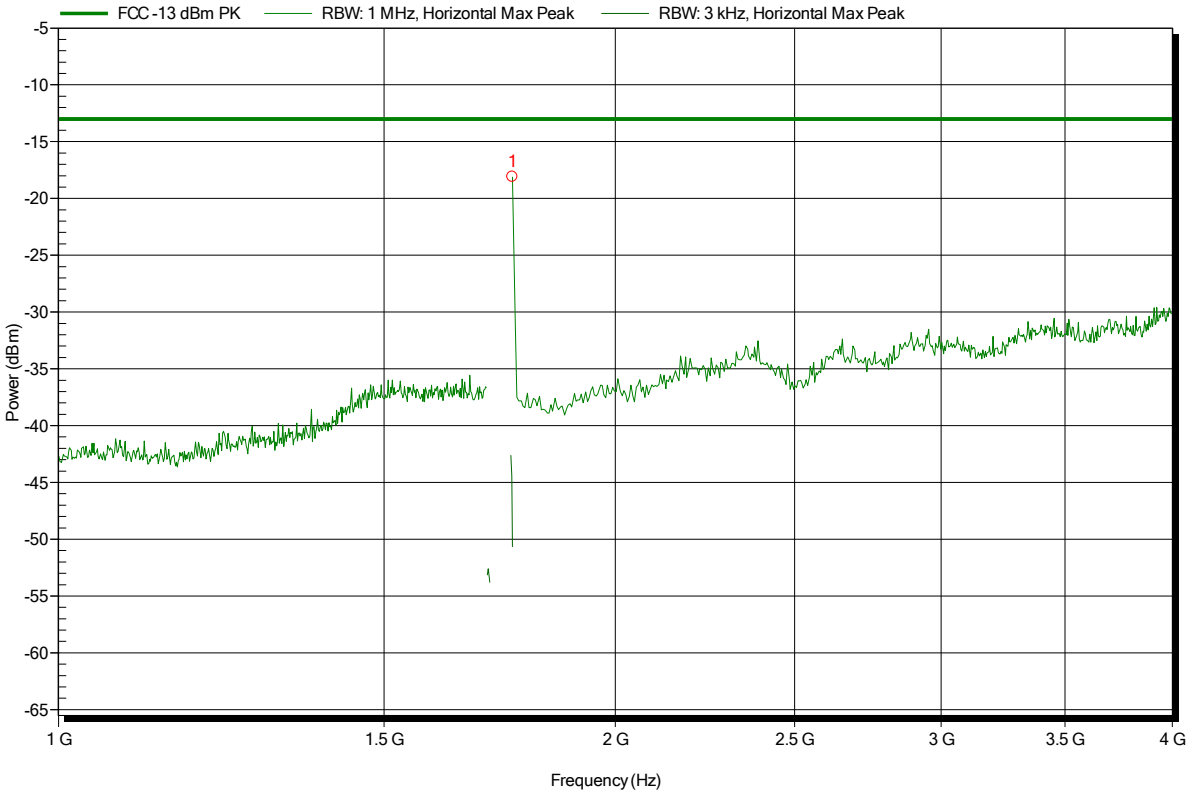

Frequency	Peak	Peak Limit	Peak Difference	Peak Status
1.76 GHz	-18.1 dBm	-13 dBm	-5.1 dB	Pass

Spurious emissions according to FCC part 27 Subpart C

Project number: G0M-1407-3973

Applicant:	BARTEC PIXAVI AS
EUT Name:	Smartphone
Model:	ImpactX
Test Site:	Eurofins Product Service GmbH
Operator:	Mr. Handrik
Test Conditions:	Tnom: 24°C, Vnom: 3.7 V DC
Antenna:	Rohde & Schwarz HL 025, Vertical
Measurement distance:	3 m
Mode:	TX; WCDMA FDD IV, Ch.: 1513 (RMC / TPC: All 1)
Test Date:	2014-09-24
Note:	EUT vertical

Index 22

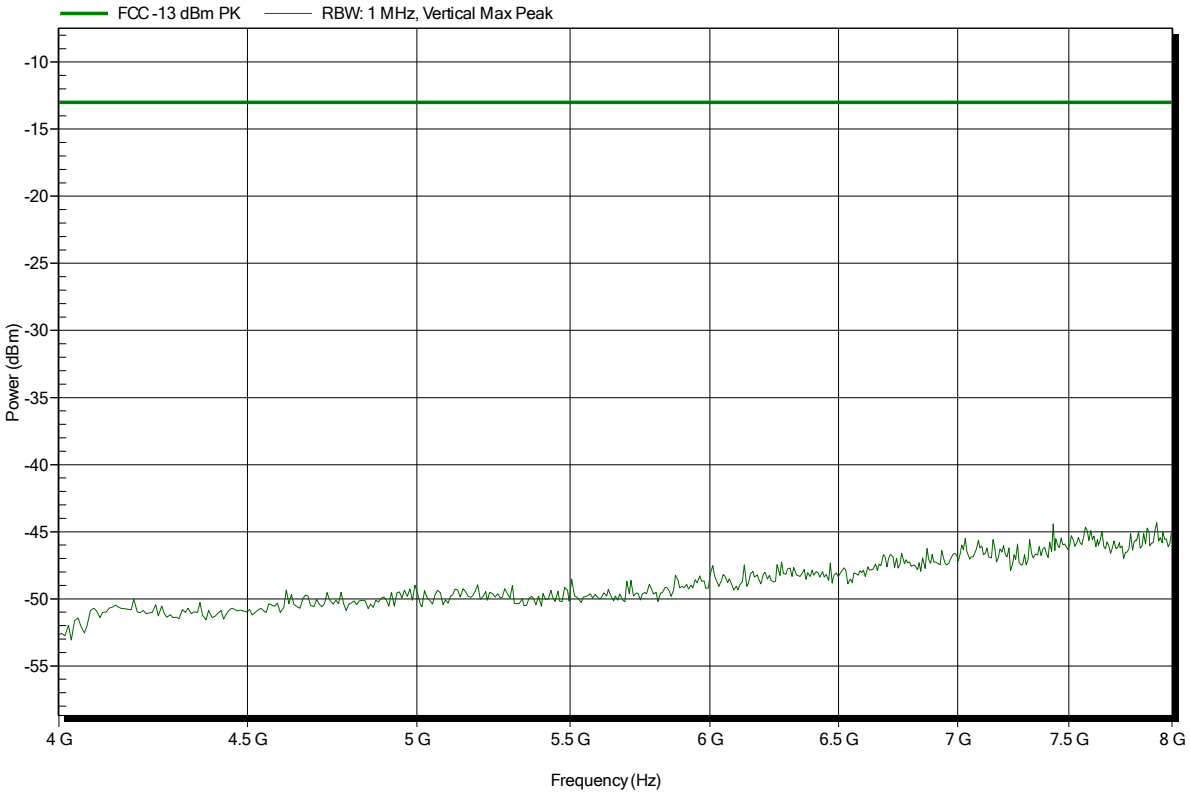

Spurious emissions according to FCC part 27 Subpart C

Project number: G0M-1407-3973

Applicant:	BARTEC PIXAVI AS
EUT Name:	Smartphone
Model:	ImpactX
Test Site:	Eurofins Product Service GmbH
Operator:	Mr. Handrik
Test Conditions:	Tnom: 24°C, Vnom: 3.7 V DC
Antenna:	Rohde & Schwarz HL 025, Horizontal
Measurement distance:	3 m
Mode:	TX; WCDMA FDD IV, Ch.: 1513(RMC / TPC: All 1)
Test Date:	2014-09-24
Note:	EUT vertical

Index 37

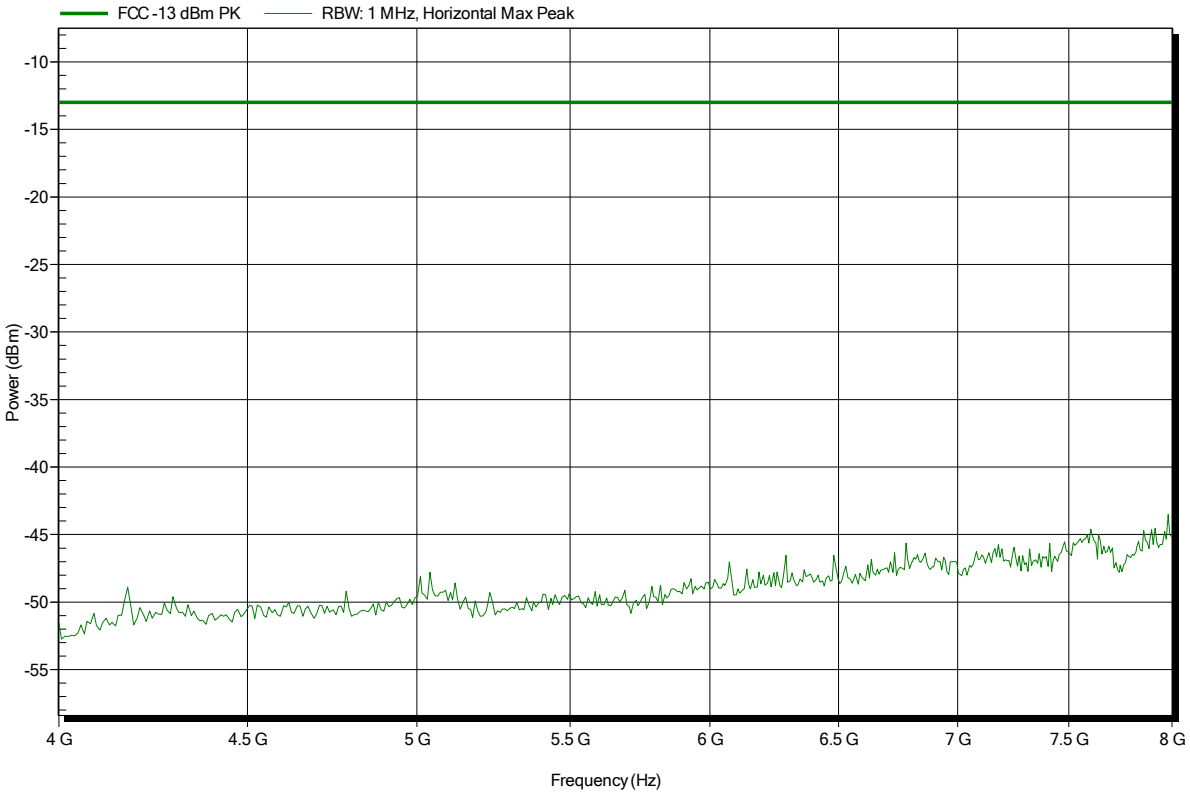

Spurious emissions according to FCC part 27 Subpart C

Project number: G0M-1407-3973

Applicant:	BARTEC PIXAVI AS
EUT Name:	Smartphone
Model:	ImpactX
Test Site:	Eurofins Product Service GmbH
Operator:	Mr. Handrik
Test Conditions:	Tnom: 24°C, Vnom: 3.7 V DC
Antenna:	Rohde & Schwarz HL 025, Vertical
Measurement distance:	3 m
Mode:	TX; WCDMA FDD IV, Ch.: 1513 (RMC / TPC: All 1)
Test Date:	2014-09-24
Note:	EUT vertical

Index 23

Spurious emissions according to FCC part 27 Subpart C

Project number: G0M-1407-3973

Applicant:	BARTEC PIXAVI AS
EUT Name:	Smartphone
Model:	ImpactX
Test Site:	Eurofins Product Service GmbH
Operator:	Mr. Handrik
Test Conditions:	Tnom: 24°C, Vnom: 3.7 V DC
Antenna:	Rohde & Schwarz HL 025, Horizontal
Measurement distance:	3 m
Mode:	TX; WCDMA FDD IV, Ch.: 1513(RMC / TPC: All 1)
Test Date:	2014-09-24
Note:	EUT vertical

Index 38

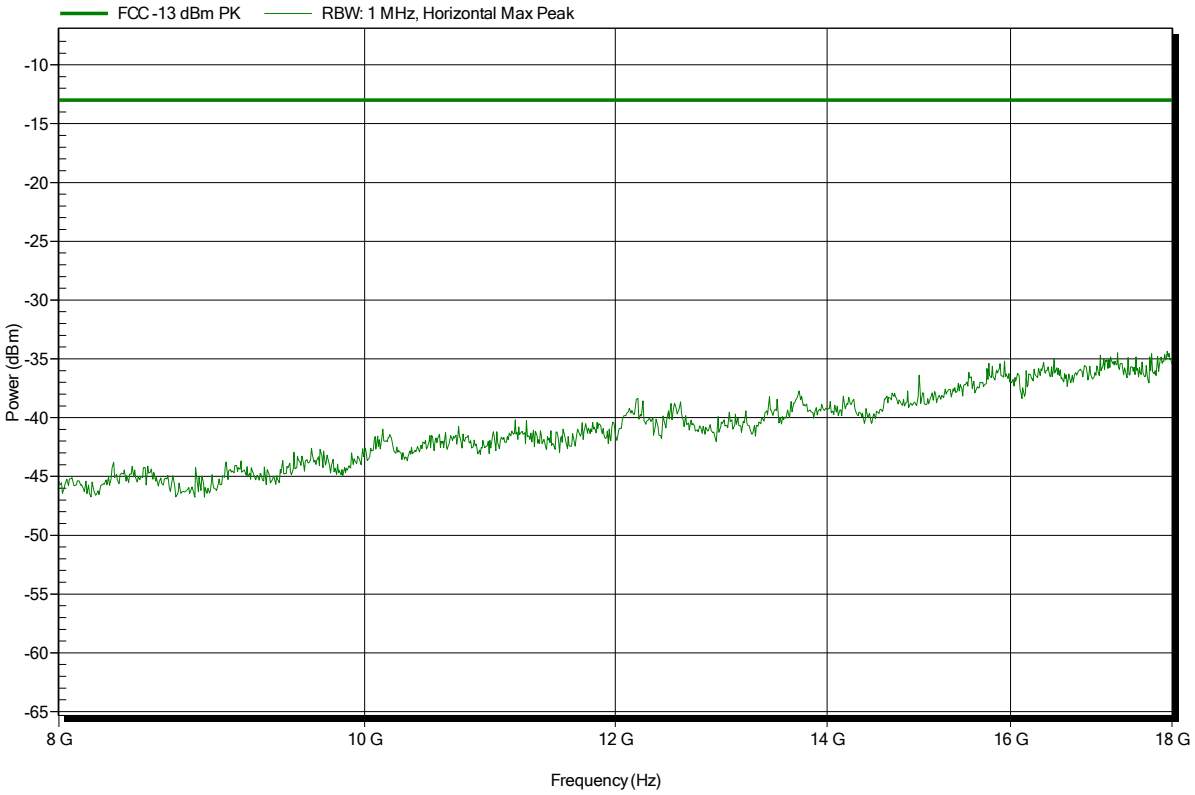

Spurious emissions according to FCC part 27 Subpart C

Project number: G0M-1407-3973

Applicant:	BARTEC PIXAVI AS
EUT Name:	Smartphone
Model:	ImpactX
Test Site:	Eurofins Product Service GmbH
Operator:	Mr. Handrik
Test Conditions:	Tnom: 24°C, Vnom: 3.7 V DC
Antenna:	Rohde & Schwarz HL 025, Vertical
Measurement distance:	3 m
Mode:	TX; WCDMA FDD IV, Ch.: 1513 (RMC / TPC: All 1)
Test Date:	2014-09-24
Note:	EUT vertical

Index 24

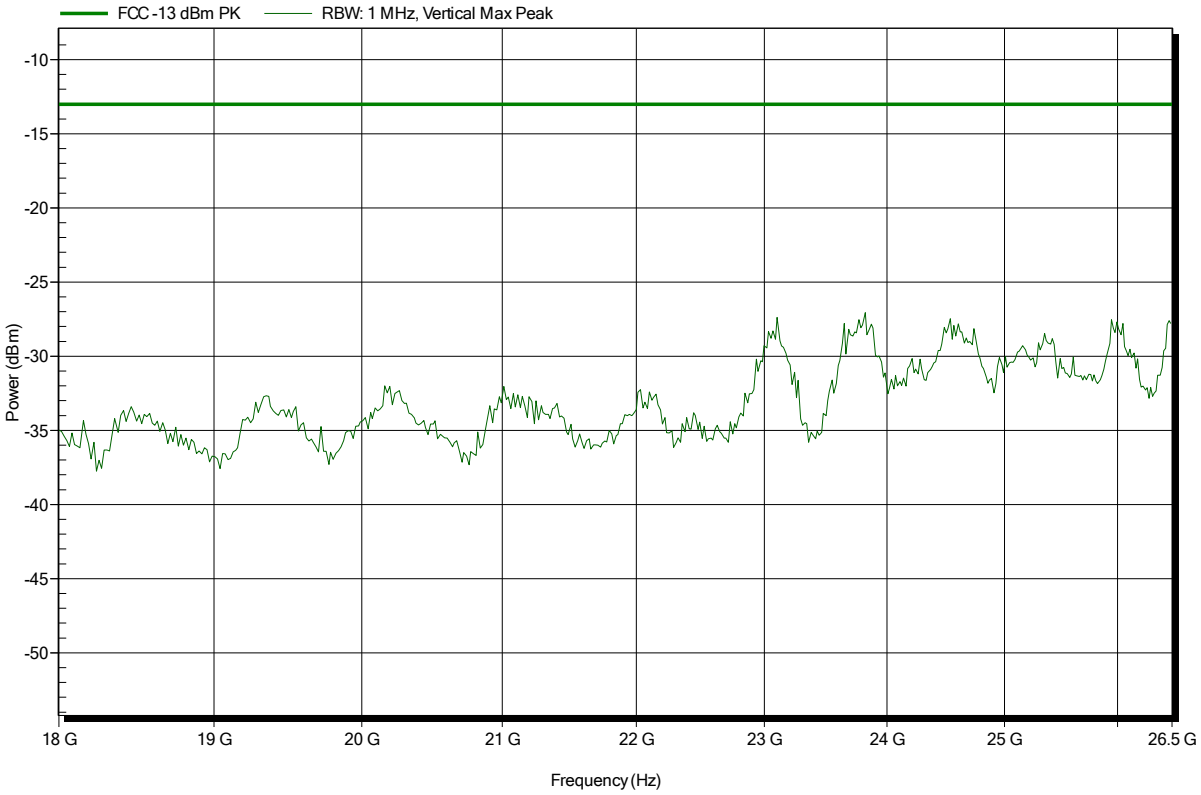

Spurious emissions according to FCC part 27 Subpart C

Project number: G0M-1407-3973

Applicant:	BARTEC PIXAVI AS
EUT Name:	Smartphone
Model:	ImpactX
Test Site:	Eurofins Product Service GmbH
Operator:	Mr. Handrik
Test Conditions:	Tnom: 24°C, Vnom: 3.7 V DC
Antenna:	Rohde & Schwarz HL 025, Horizontal
Measurement distance:	3 m
Mode:	TX; WCDMA FDD IV, Ch.: 1513(RMC / TPC: All 1)
Test Date:	2014-09-24
Note:	EUT vertical

Index 39

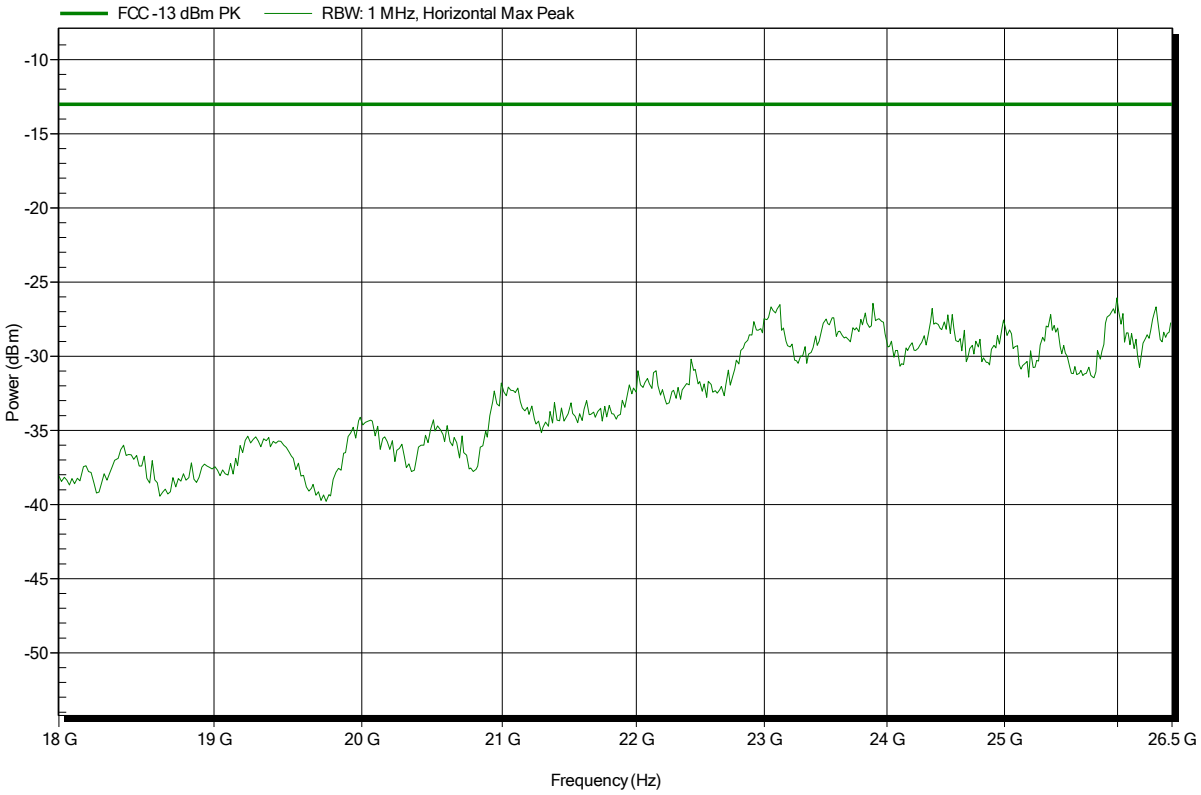

Spurious emissions according to FCC part 22 Subpart H

Project number: G0M-1407-3973

Applicant:	BARTEC PIXAVI AS
EUT Name:	Smartphone
Model:	ImpactX
Test Site:	Eurofins Product Service GmbH
Operator:	Mr. Handrik
Test Conditions:	Tnom: 24°C, Vnom: 3.7 V DC
Antenna:	Rohde & Schwarz HK 116, Vertical
Measurement distance:	3 m
Mode:	TX; WCDMA FDD II, Ch.: 4132 (RMC / TPC: All 1)
Test Date:	2014-09-25
Note:	EUT vertical

Index 86

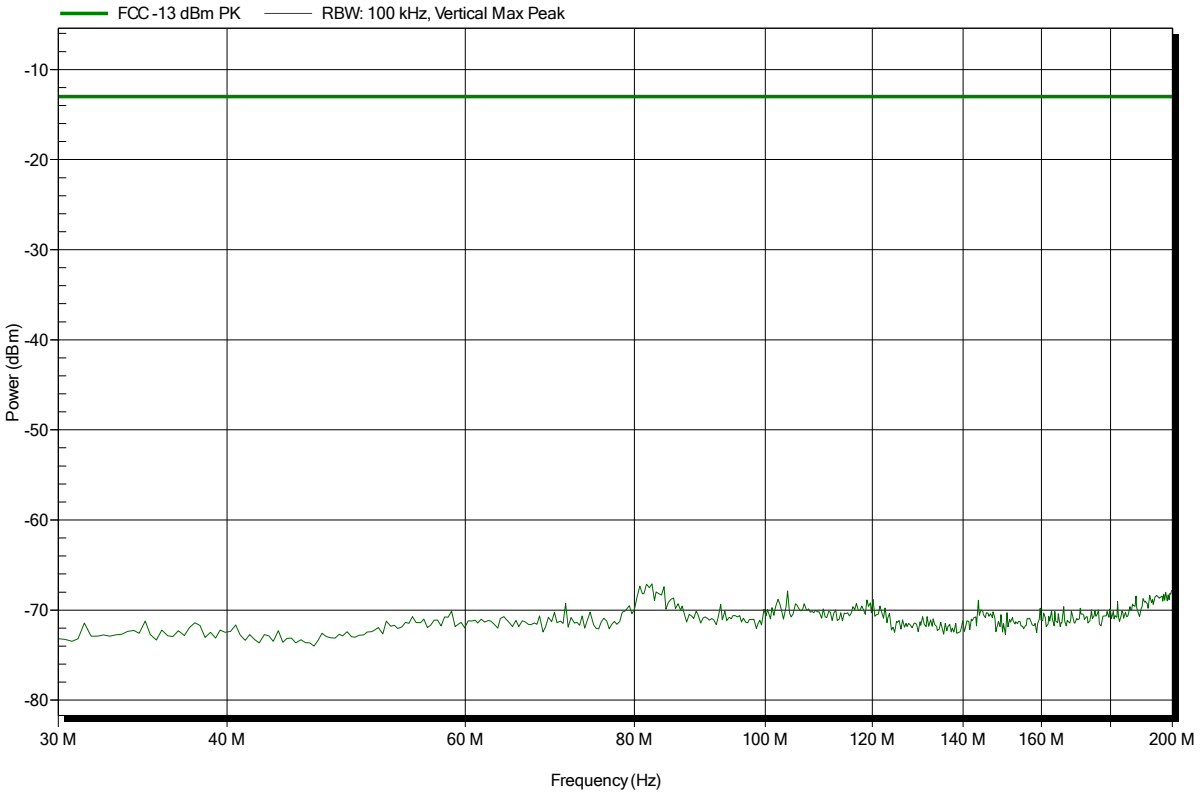

Spurious emissions according to FCC part 22 Subpart H

Project number: G0M-1407-3973

Applicant:	BARTEC PIXAVI AS
EUT Name:	Smartphone
Model:	ImpactX
Test Site:	Eurofins Product Service GmbH
Operator:	Mr. Handrik
Test Conditions:	Tnom: 24°C, Vnom: 3.7 V DC
Antenna:	Rohde & Schwarz HK 116, Horizontal
Measurement distance:	3 m
Mode:	TX; WCDMA FDD II, Ch.: 4132 (RMC / TPC: All 1)
Test Date:	2014-09-25
Note:	EUT vertical

Index 85

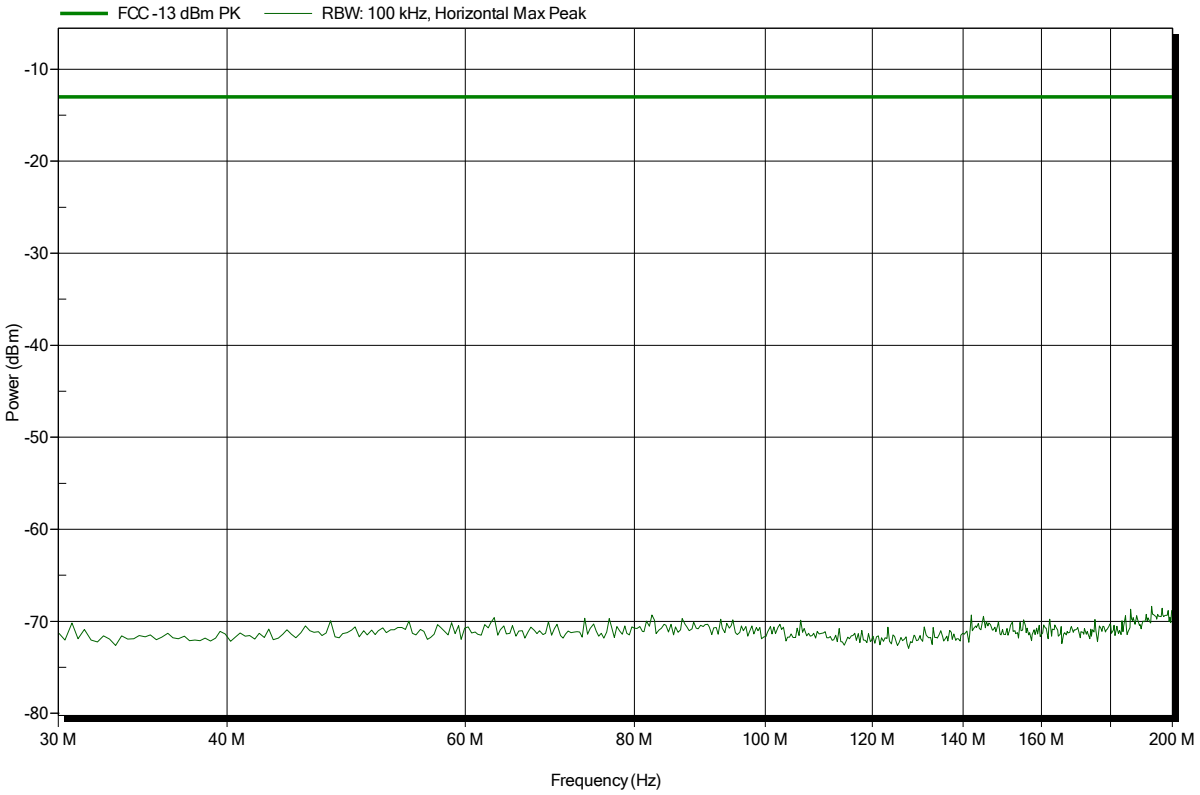

Spurious emissions according to FCC part 22 Subpart H

Project number: G0M-1407-3973

Applicant:	BARTEC PIXAVI AS
EUT Name:	Smartphone
Model:	ImpactX
Test Site:	Eurofins Product Service GmbH
Operator:	Mr. Handrik
Test Conditions:	Tnom: 24°C, Vnom: 3.7 V DC
Antenna:	Rohde & Schwarz HL 223, Vertical
Measurement distance:	3 m
Mode:	TX; WCDMA FDD II, Ch.: 4132 (RMC / TPC: All 1)
Test Date:	2014-09-25
Note:	EUT vertical

Index 87

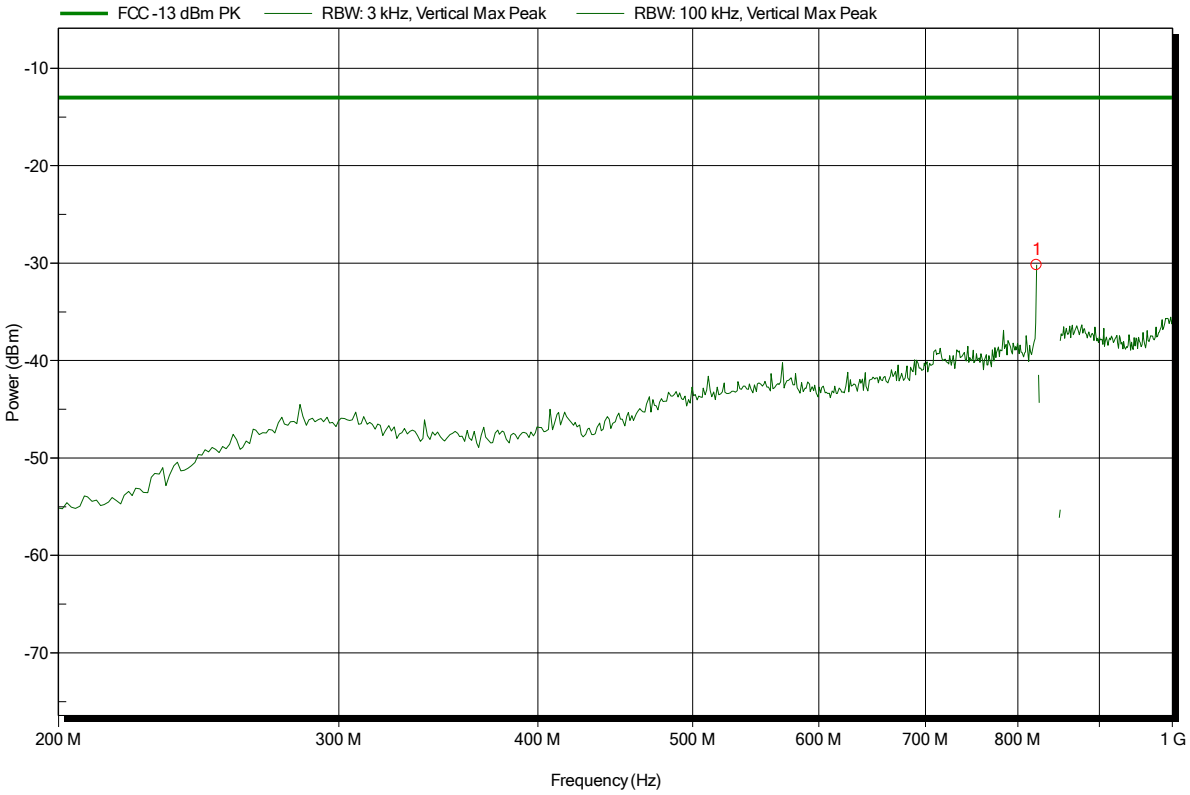

Frequency	Peak	Peak Limit	Peak Difference	Peak Status
821.754 MHz	-30.2 dBm	-13 dBm	-17.19 dB	Pass

Frequency
821.754 MHz

Spurious emissions according to FCC part 22 Subpart H

Project number: G0M-1407-3973

Applicant:	BARTEC PIXAVI AS
EUT Name:	Smartphone
Model:	ImpactX
Test Site:	Eurofins Product Service GmbH
Operator:	Mr. Handrik
Test Conditions:	Tnom: 24°C, Vnom: 3.7 V DC
Antenna:	Rohde & Schwarz HL 223, Horizontal
Measurement distance:	3 m
Mode:	TX; WCDMA FDD II, Ch.: 4132 (RMC / TPC: All 1)
Test Date:	2014-09-25
Note:	EUT vertical

Index 93

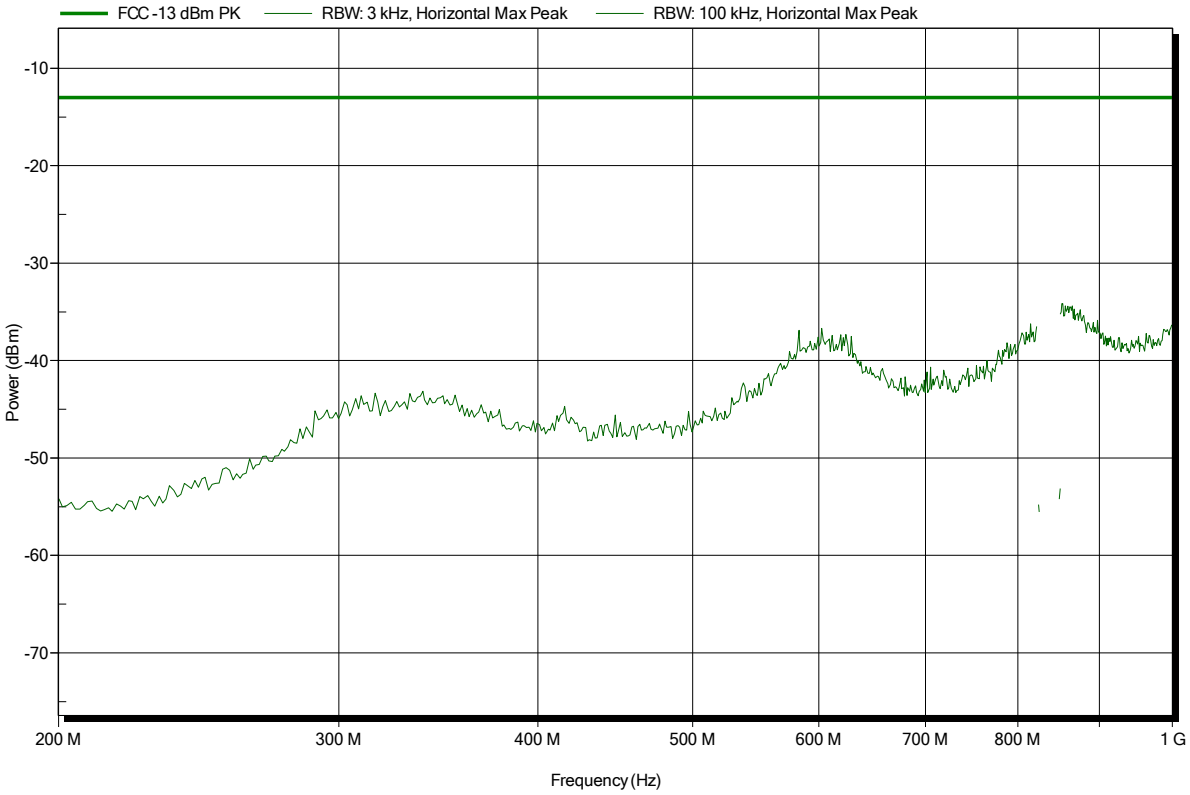

Spurious emissions according to FCC part 22 Subpart H

Project number: G0M-1407-3973

Applicant:	BARTEC PIXAVI AS
EUT Name:	Smartphone
Model:	ImpactX
Test Site:	Eurofins Product Service GmbH
Operator:	Mr. Handrik
Test Conditions:	Tnom: 24°C, Vnom: 3.7 V DC
Antenna:	Rohde & Schwarz HL 025, Vertical
Measurement distance:	3 m
Mode:	TX; WCDMA FDD II, Ch.: 4132 (RMC / TPC: All 1)
Test Date:	2014-09-25
Note:	EUT vertical

Index 94

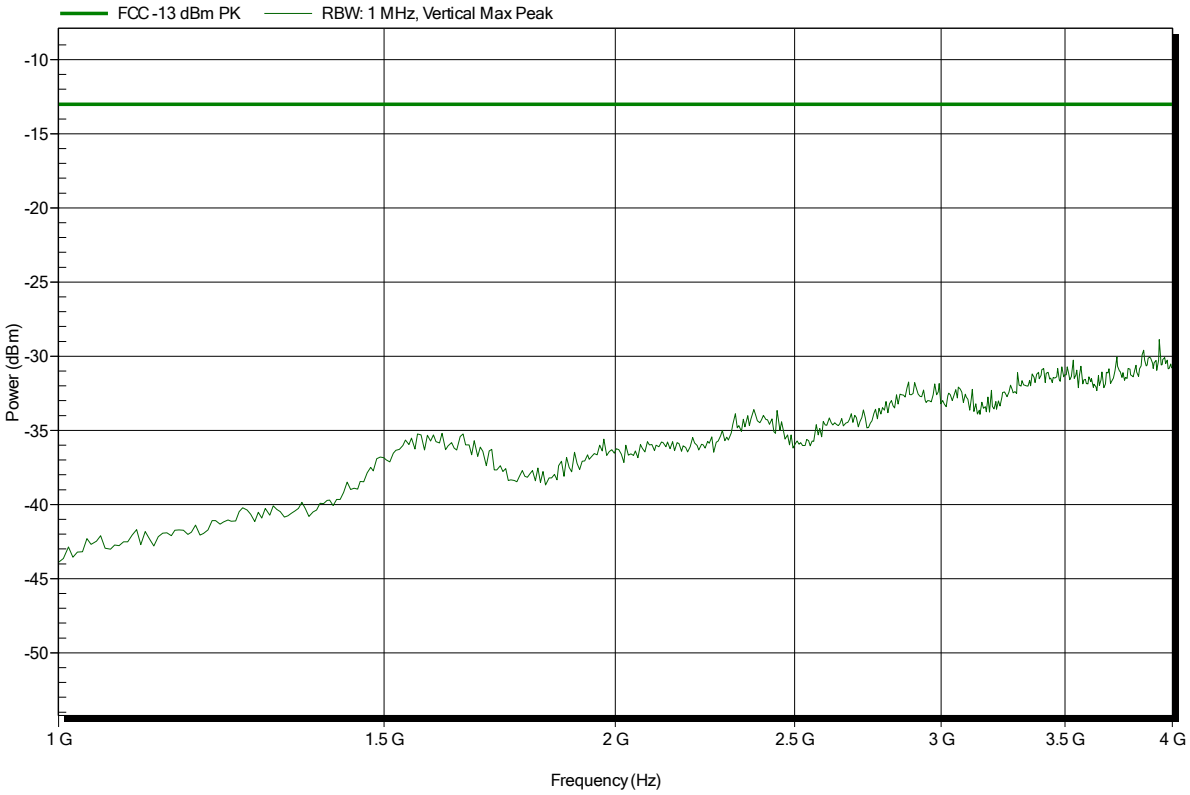

Spurious emissions according to FCC part 22 Subpart H

Project number: G0M-1407-3973

Applicant:	BARTEC PIXAVI AS
EUT Name:	Smartphone
Model:	ImpactX
Test Site:	Eurofins Product Service GmbH
Operator:	Mr. Handrik
Test Conditions:	Tnom: 24°C, Vnom: 3.7 V DC
Antenna:	Rohde & Schwarz HL 025, Horizontal
Measurement distance:	3 m
Mode:	TX; WCDMA FDD II, Ch.: 4132 (RMC / TPC: All 1)
Test Date:	2014-09-25
Note:	EUT vertical

Index 111

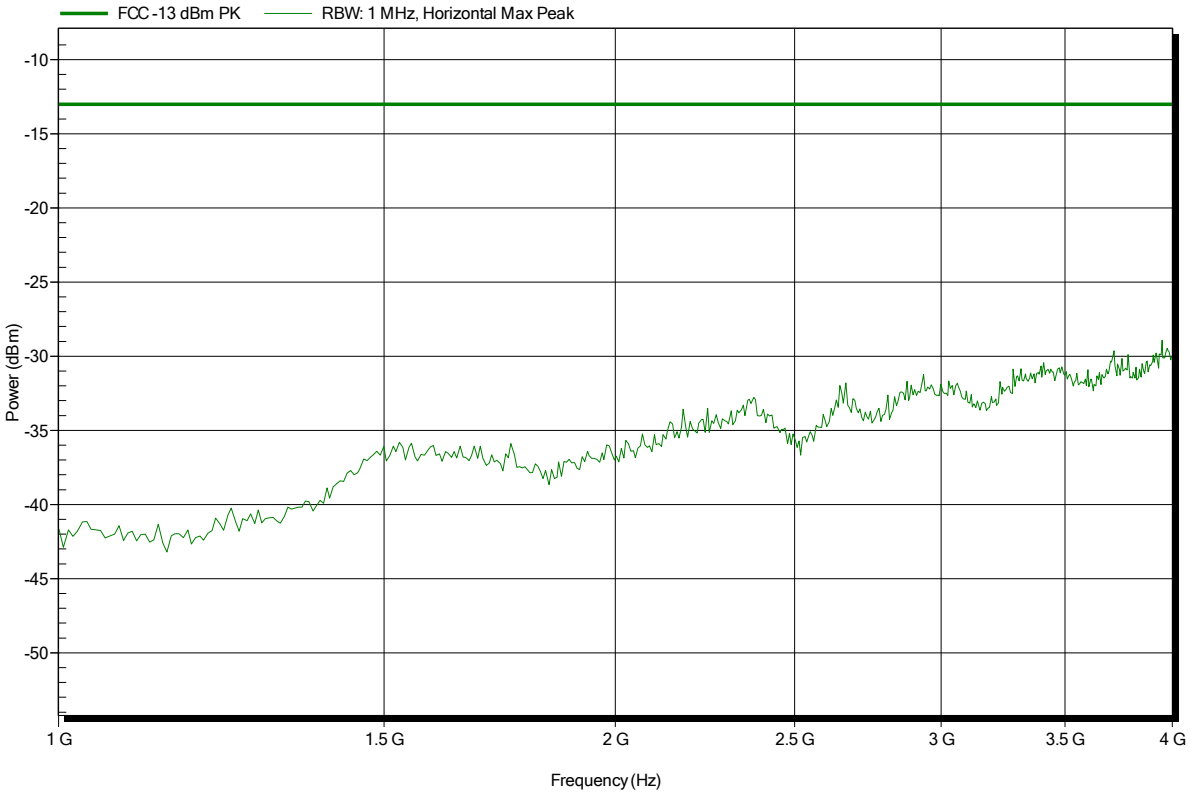

Spurious emissions according to FCC part 22 Subpart H

Project number: G0M-1407-3973

Applicant:	BARTEC PIXAVI AS
EUT Name:	Smartphone
Model:	ImpactX
Test Site:	Eurofins Product Service GmbH
Operator:	Mr. Handrik
Test Conditions:	Tnom: 24°C, Vnom: 3.7 V DC
Antenna:	Rohde & Schwarz HL 025, Vertical
Measurement distance:	3 m
Mode:	TX; WCDMA FDD II, Ch.: 4132 (RMC / TPC: All 1)
Test Date:	2014-09-25
Note:	EUT vertical

Index 95

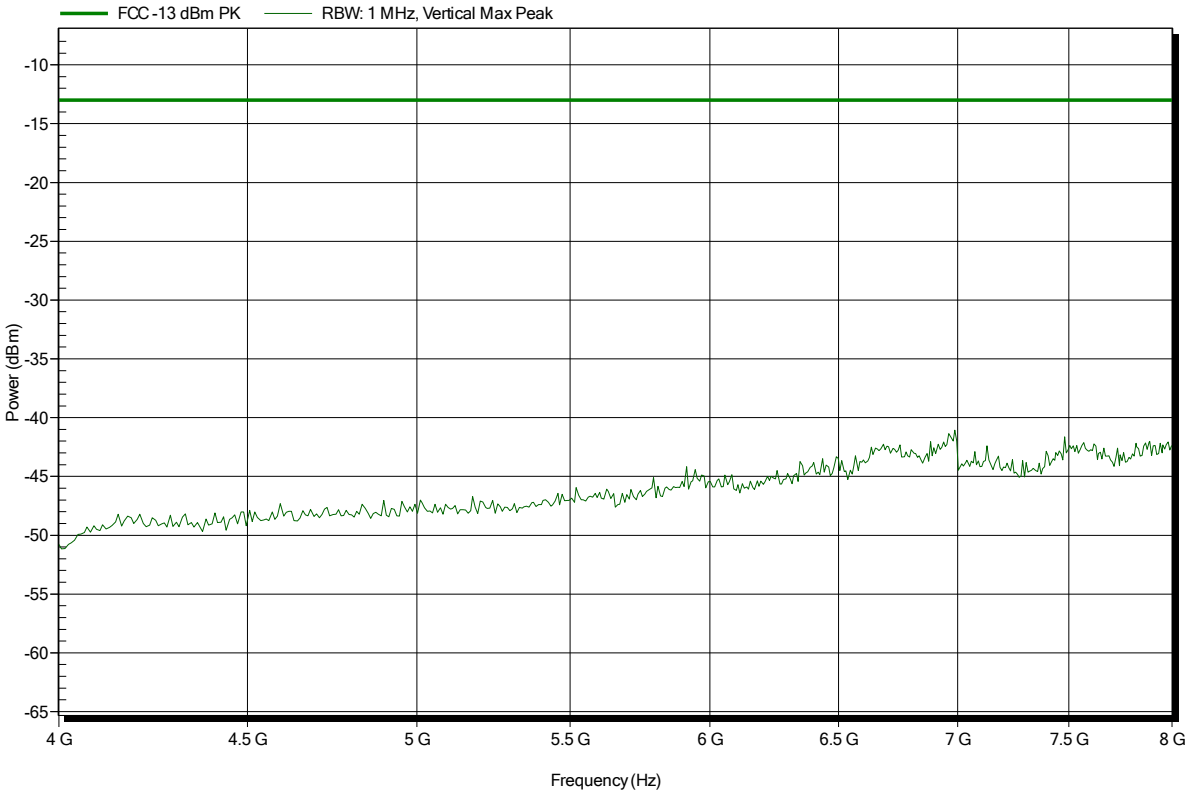

Spurious emissions according to FCC part 22 Subpart H

Project number: G0M-1407-3973

Applicant:	BARTEC PIXAVI AS
EUT Name:	Smartphone
Model:	ImpactX
Test Site:	Eurofins Product Service GmbH
Operator:	Mr. Handrik
Test Conditions:	Tnom: 24°C, Vnom: 3.7 V DC
Antenna:	Rohde & Schwarz HL 025, Horizontal
Measurement distance:	3 m
Mode:	TX; WCDMA FDD II, Ch.: 4132 (RMC / TPC: All 1)
Test Date:	2014-09-25
Note:	EUT vertical

Index 110

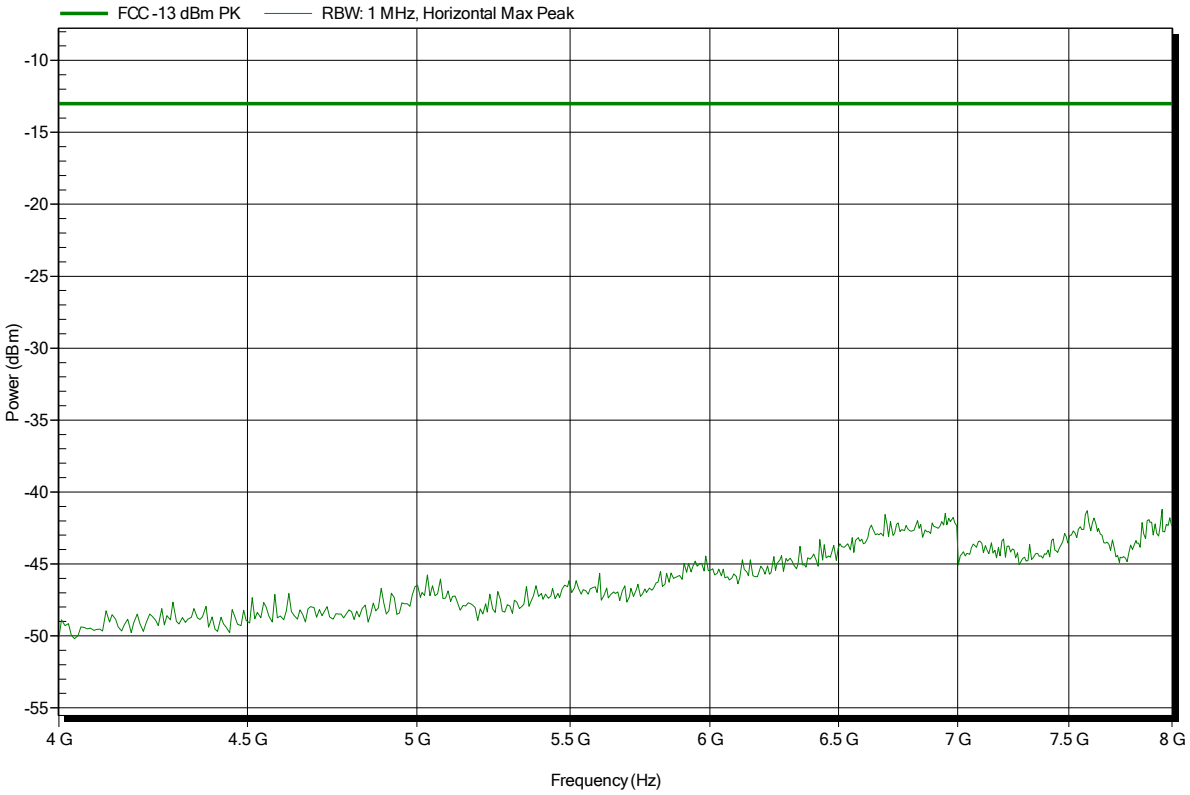

Spurious emissions according to FCC part 22 Subpart H

Project number: G0M-1407-3973

Applicant:	BARTEC PIXAVI AS
EUT Name:	Smartphone
Model:	ImpactX
Test Site:	Eurofins Product Service GmbH
Operator:	Mr. Handrik
Test Conditions:	Tnom: 24°C, Vnom: 3.7 V DC
Antenna:	Rohde & Schwarz HL 025, Vertical
Measurement distance:	3 m
Mode:	TX; WCDMA FDD II, Ch.: 4132 (RMC / TPC: All 1)
Test Date:	2014-09-25
Note:	EUT vertical

Index 96

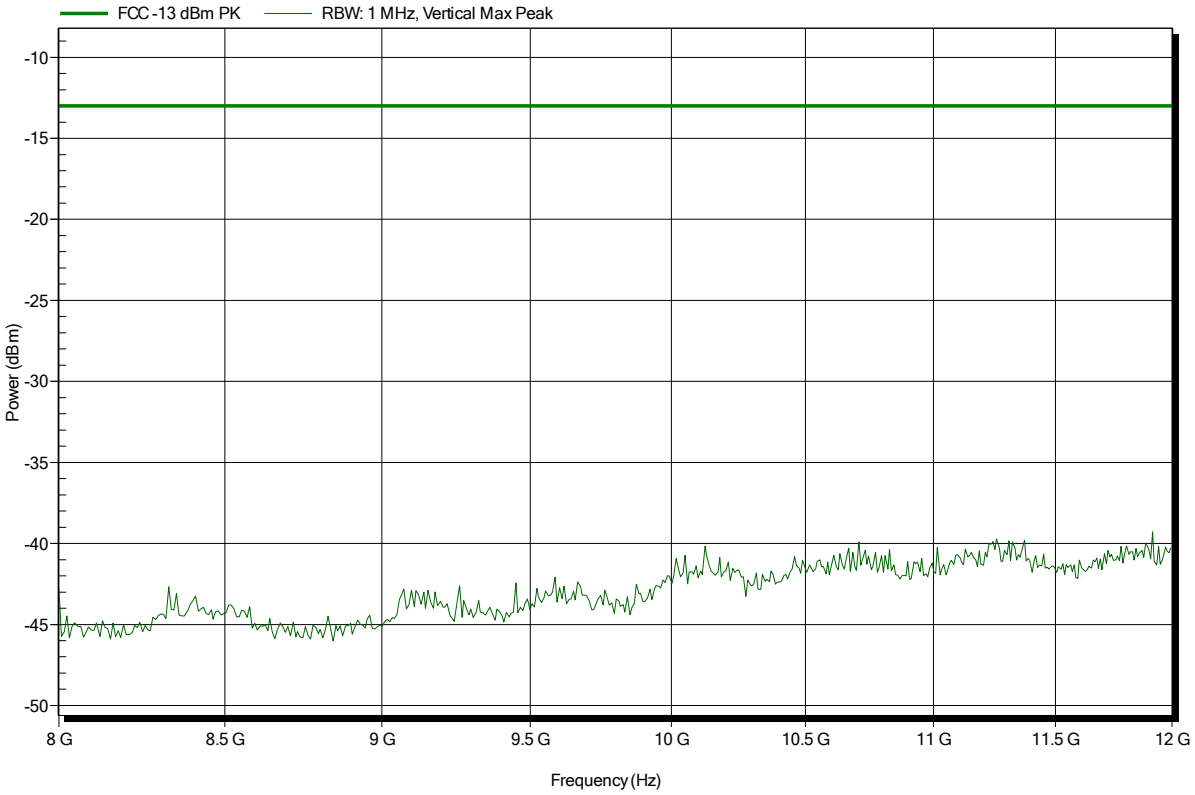

Spurious emissions according to FCC part 22 Subpart H

Project number: G0M-1407-3973

Applicant:	BARTEC PIXAVI AS
EUT Name:	Smartphone
Model:	ImpactX
Test Site:	Eurofins Product Service GmbH
Operator:	Mr. Handrik
Test Conditions:	Tnom: 24°C, Vnom: 3.7 V DC
Antenna:	Rohde & Schwarz HL 025, Horizontal
Measurement distance:	3 m
Mode:	TX; WCDMA FDD II, Ch.: 4132 (RMC / TPC: All 1)
Test Date:	2014-09-25
Note:	EUT vertical

Index 109

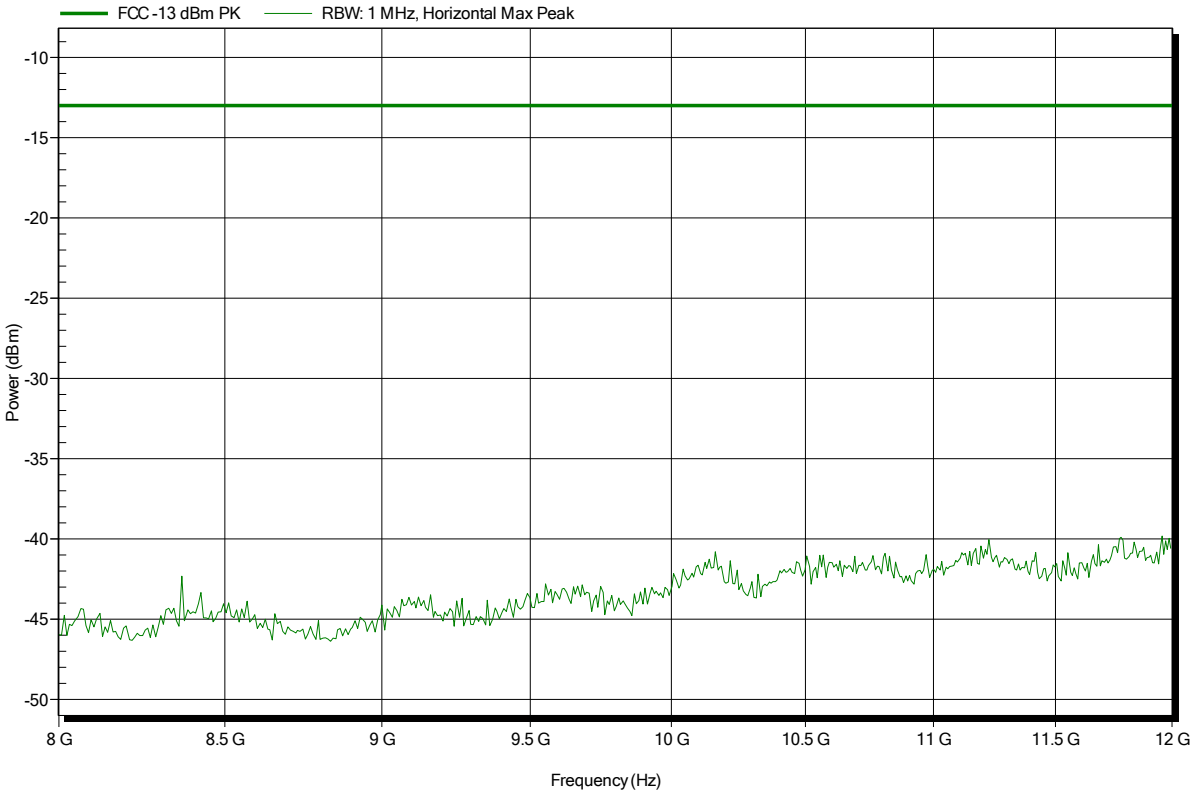

Spurious emissions according to FCC part 22 Subpart H

Project number: G0M-1407-3973

Applicant:	BARTEC PIXAVI AS
EUT Name:	Smartphone
Model:	ImpactX
Test Site:	Eurofins Product Service GmbH
Operator:	Mr. Handrik
Test Conditions:	Tnom: 24°C, Vnom: 3.7 V DC
Antenna:	Rohde & Schwarz HL 223, Vertical
Measurement distance:	3 m
Mode:	TX; WCDMA FDD II, Ch.: 4175 (RMC / TPC: All 1)
Test Date:	2014-09-25
Note:	EUT vertical

Index 88

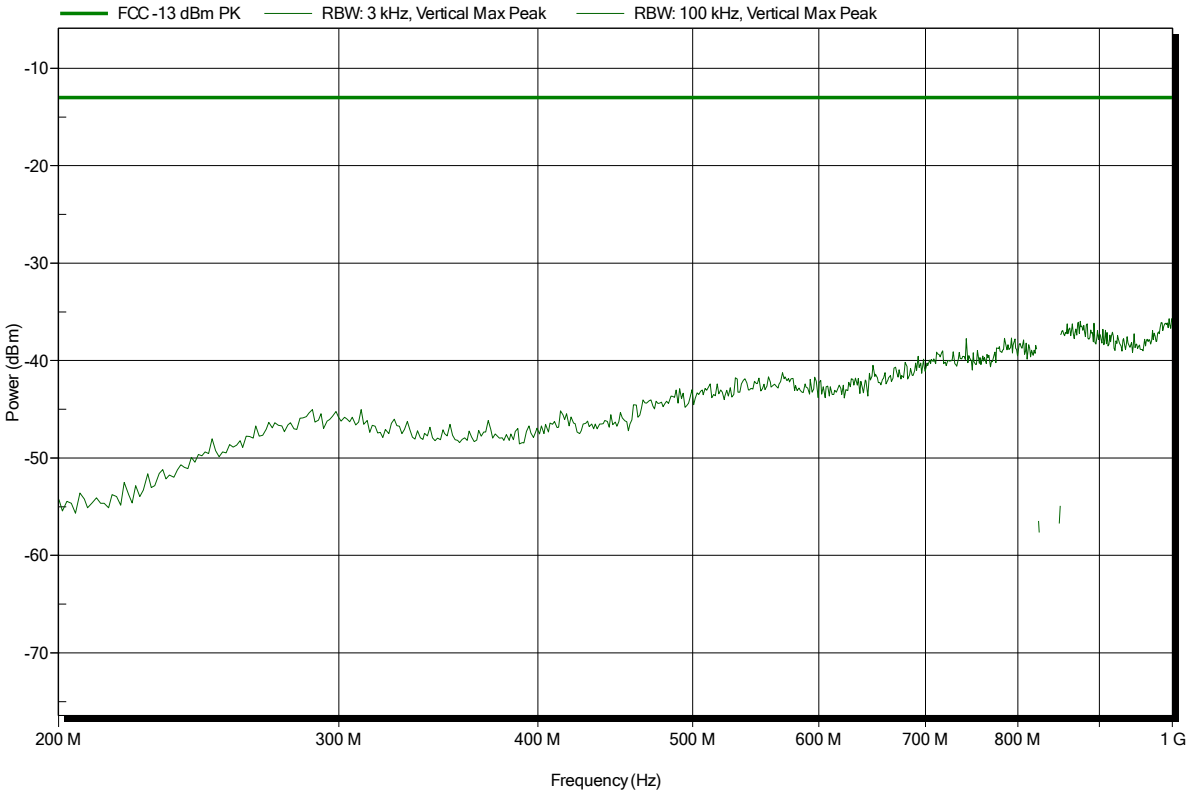

Spurious emissions according to FCC part 22 Subpart H

Project number: G0M-1407-3973

Applicant:	BARTEC PIXAVI AS
EUT Name:	Smartphone
Model:	ImpactX
Test Site:	Eurofins Product Service GmbH
Operator:	Mr. Handrik
Test Conditions:	Tnom: 24°C, Vnom: 3.7 V DC
Antenna:	Rohde & Schwarz HL 223, Horizontal
Measurement distance:	3 m
Mode:	TX; WCDMA FDD II, Ch.: 4175 (RMC / TPC: All 1)
Test Date:	2014-09-25
Note:	EUT vertical

Index 92

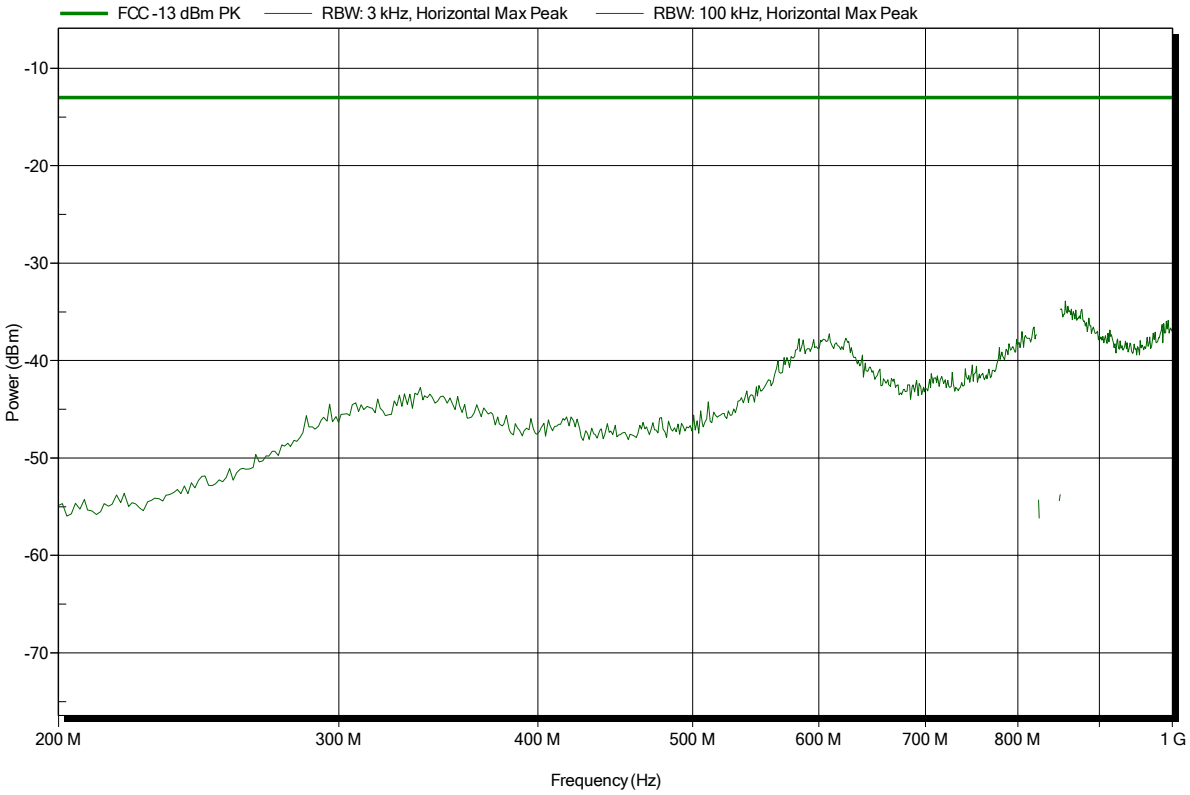

Spurious emissions according to FCC part 22 Subpart H

Project number: G0M-1407-3973

Applicant:	BARTEC PIXAVI AS
EUT Name:	Smartphone
Model:	ImpactX
Test Site:	Eurofins Product Service GmbH
Operator:	Mr. Handrik
Test Conditions:	Tnom: 24°C, Vnom: 3.7 V DC
Antenna:	Rohde & Schwarz HL 025, Vertical
Measurement distance:	3 m
Mode:	TX; WCDMA FDD II, Ch.: 4175 (RMC / TPC: All 1)
Test Date:	2014-09-25
Note:	EUT vertical

Index 99

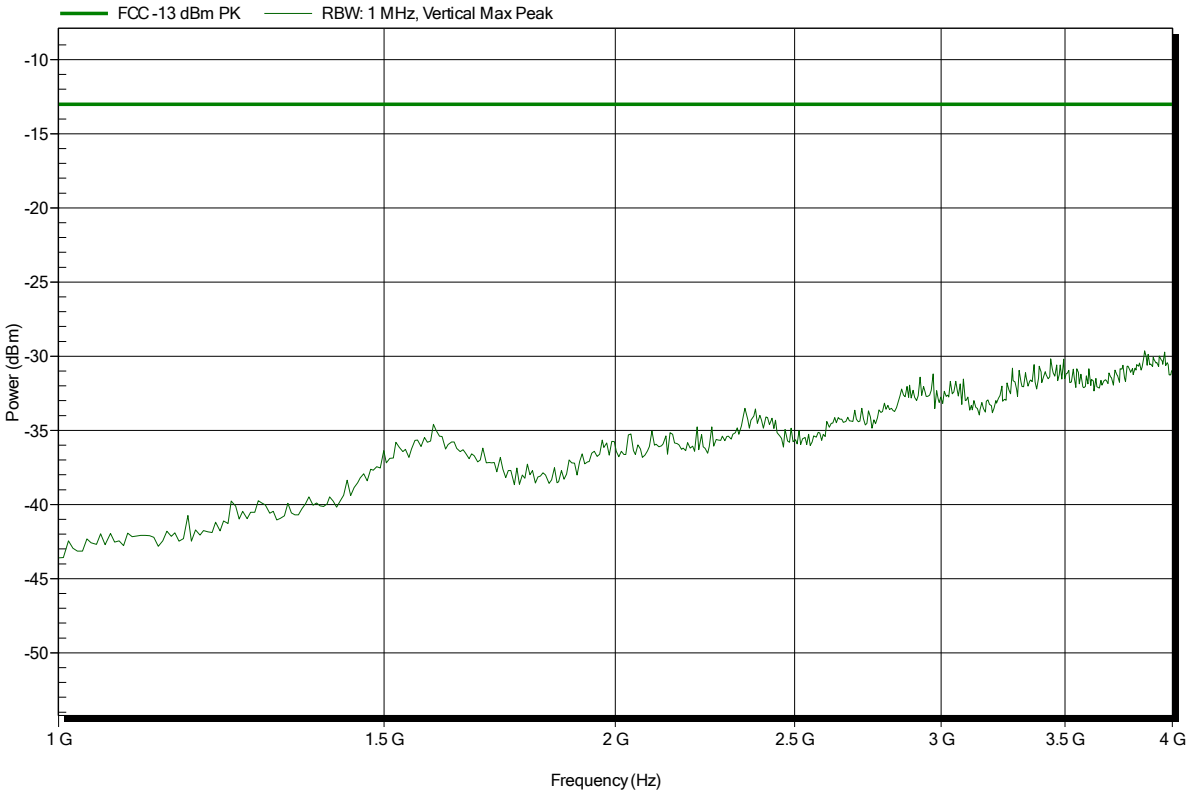

Spurious emissions according to FCC part 22 Subpart H

Project number: G0M-1407-3973

Applicant:	BARTEC PIXAVI AS
EUT Name:	Smartphone
Model:	ImpactX
Test Site:	Eurofins Product Service GmbH
Operator:	Mr. Handrik
Test Conditions:	Tnom: 24°C, Vnom: 3.7 V DC
Antenna:	Rohde & Schwarz HL 025, Horizontal
Measurement distance:	3 m
Mode:	TX; WCDMA FDD II, Ch.: 4175 (RMC / TPC: All 1)
Test Date:	2014-09-25
Note:	EUT vertical

Index 106

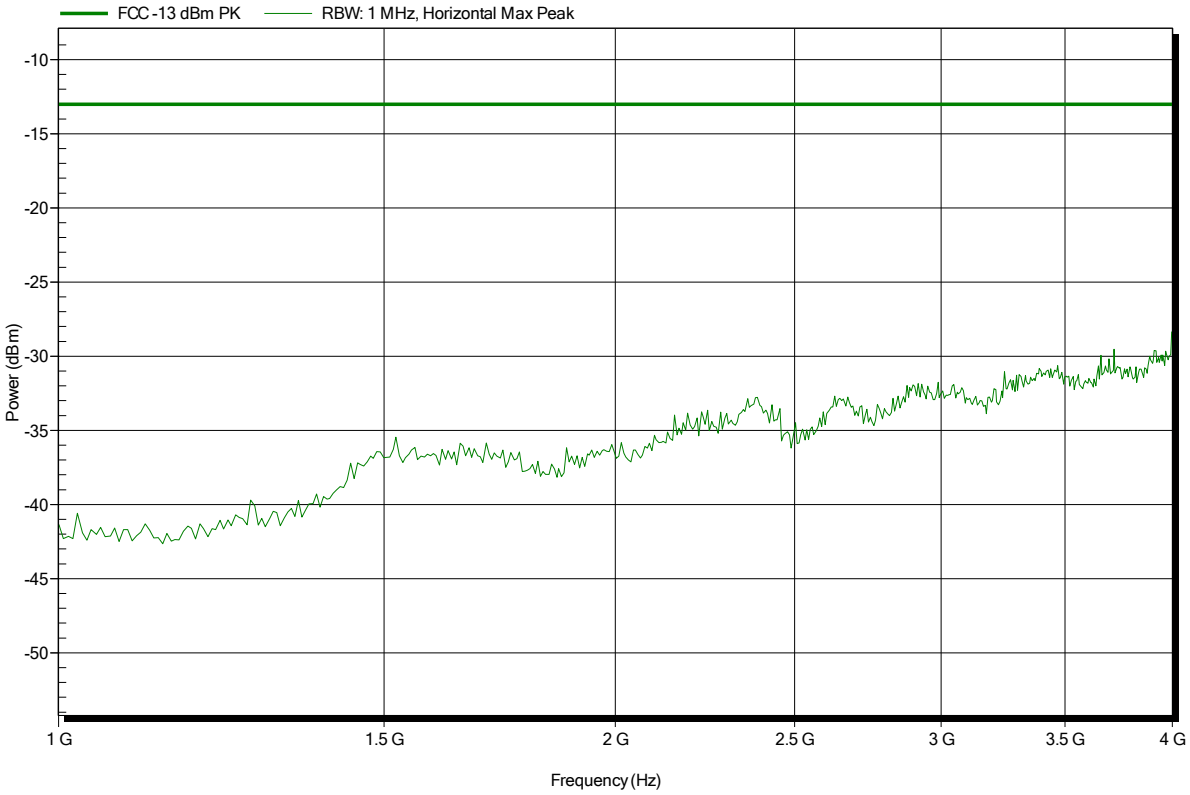

Spurious emissions according to FCC part 22 Subpart H

Project number: G0M-1407-3973

Applicant:	BARTEC PIXAVI AS
EUT Name:	Smartphone
Model:	ImpactX
Test Site:	Eurofins Product Service GmbH
Operator:	Mr. Handrik
Test Conditions:	Tnom: 24°C, Vnom: 3.7 V DC
Antenna:	Rohde & Schwarz HL 025, Vertical
Measurement distance:	3 m
Mode:	TX; WCDMA FDD II, Ch.: 4175 (RMC / TPC: All 1)
Test Date:	2014-09-25
Note:	EUT vertical

Index 98

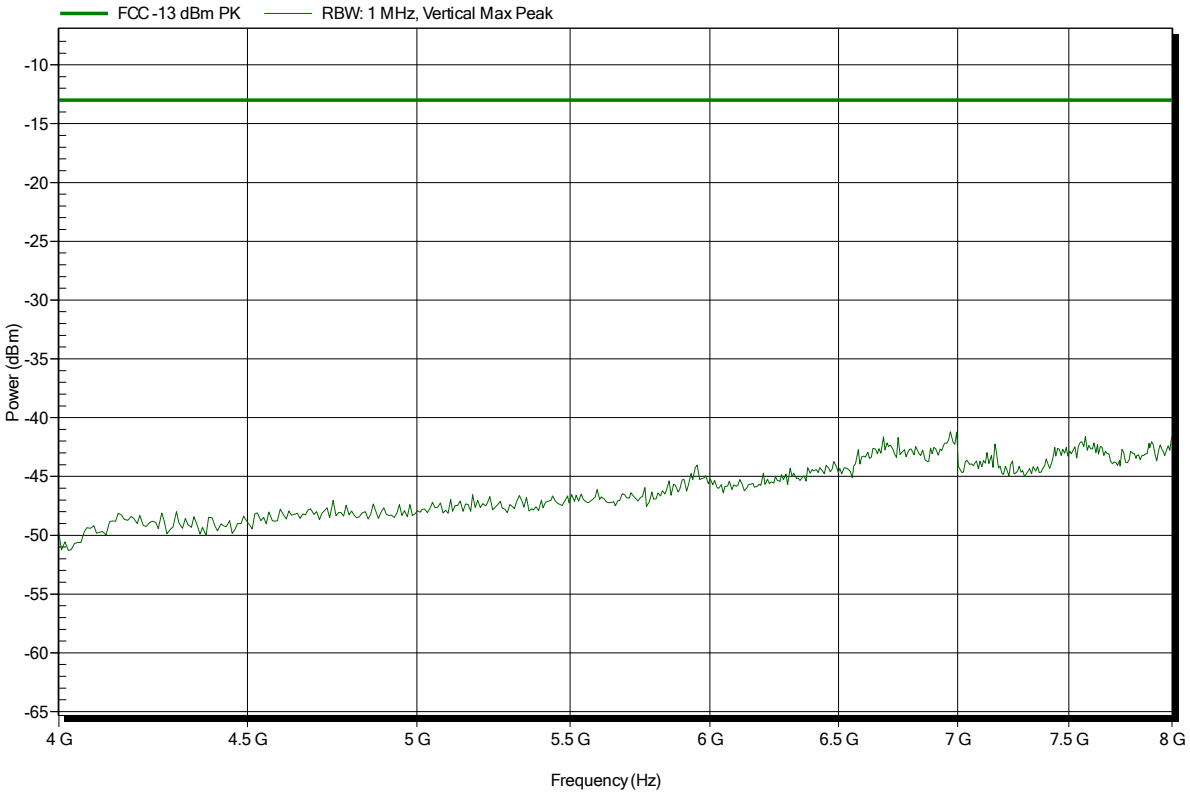

Spurious emissions according to FCC part 22 Subpart H

Project number: G0M-1407-3973

Applicant:	BARTEC PIXAVI AS
EUT Name:	Smartphone
Model:	ImpactX
Test Site:	Eurofins Product Service GmbH
Operator:	Mr. Handrik
Test Conditions:	Tnom: 24°C, Vnom: 3.7 V DC
Antenna:	Rohde & Schwarz HL 025, Horizontal
Measurement distance:	3 m
Mode:	TX; WCDMA FDD II, Ch.: 4175 (RMC / TPC: All 1)
Test Date:	2014-09-25
Note:	EUT vertical

Index 107

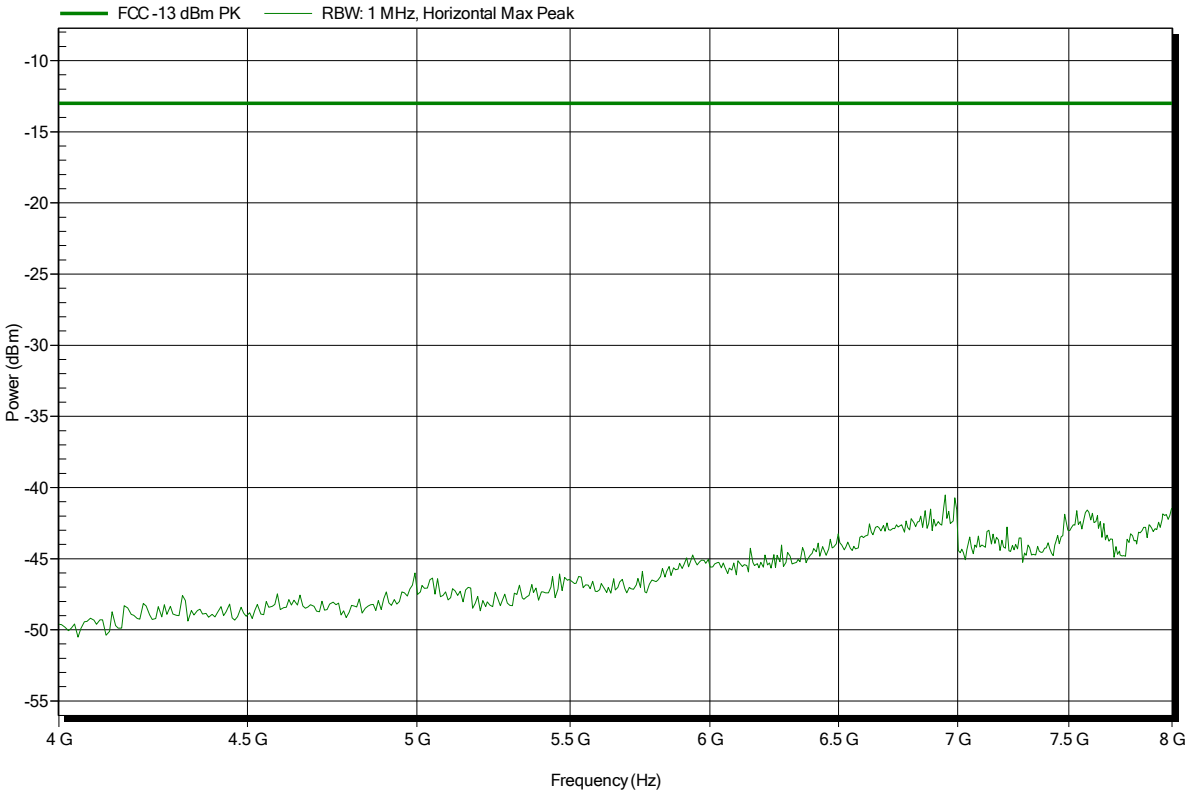

Spurious emissions according to FCC part 22 Subpart H

Project number: G0M-1407-3973

Applicant:	BARTEC PIXAVI AS
EUT Name:	Smartphone
Model:	ImpactX
Test Site:	Eurofins Product Service GmbH
Operator:	Mr. Handrik
Test Conditions:	Tnom: 24°C, Vnom: 3.7 V DC
Antenna:	Rohde & Schwarz HL 025, Vertical
Measurement distance:	3 m
Mode:	TX; WCDMA FDD II, Ch.: 4175(RMC / TPC: All 1)
Test Date:	2014-09-25
Note:	EUT vertical

Index 97

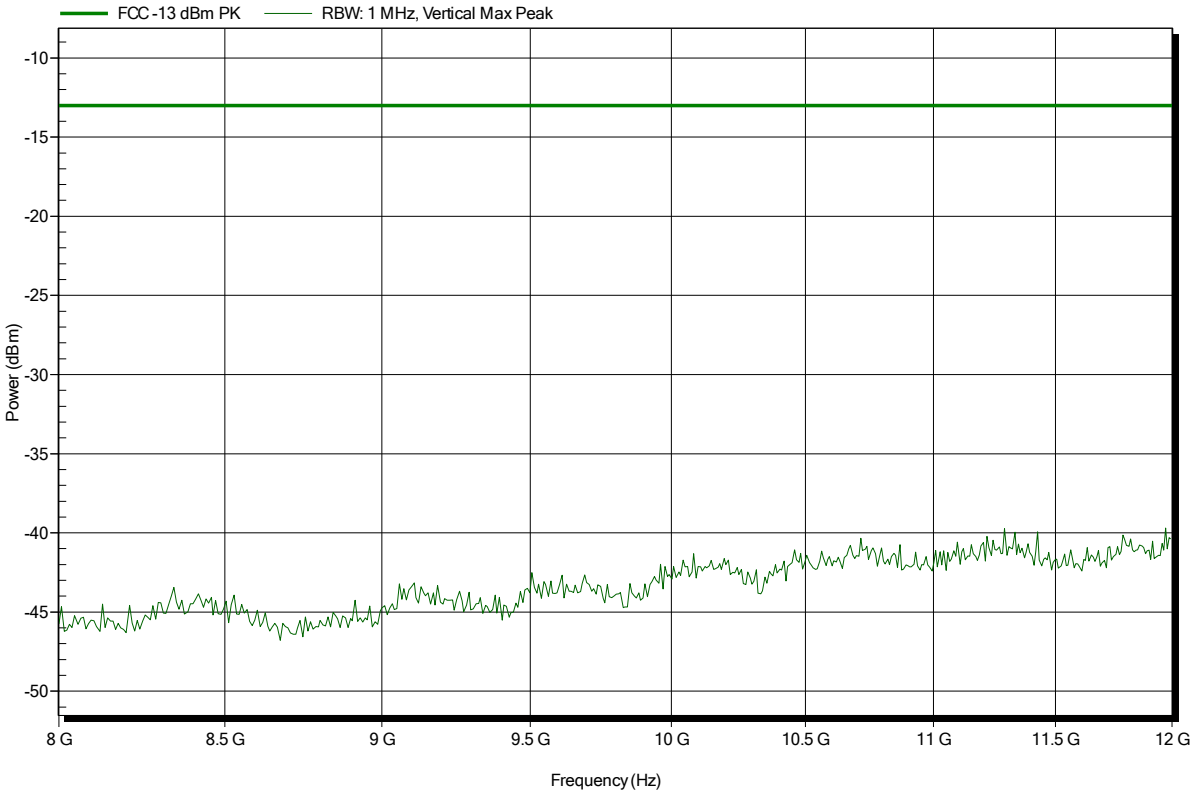

Spurious emissions according to FCC part 22 Subpart H

Project number: G0M-1407-3973

Applicant:	BARTEC PIXAVI AS
EUT Name:	Smartphone
Model:	ImpactX
Test Site:	Eurofins Product Service GmbH
Operator:	Mr. Handrik
Test Conditions:	Tnom: 24°C, Vnom: 3.7 V DC
Antenna:	Rohde & Schwarz HL 025, Horizontal
Measurement distance:	3 m
Mode:	TX; WCDMA FDD II, Ch.: 4175 (RMC / TPC: All 1)
Test Date:	2014-09-25
Note:	EUT vertical

Index 108

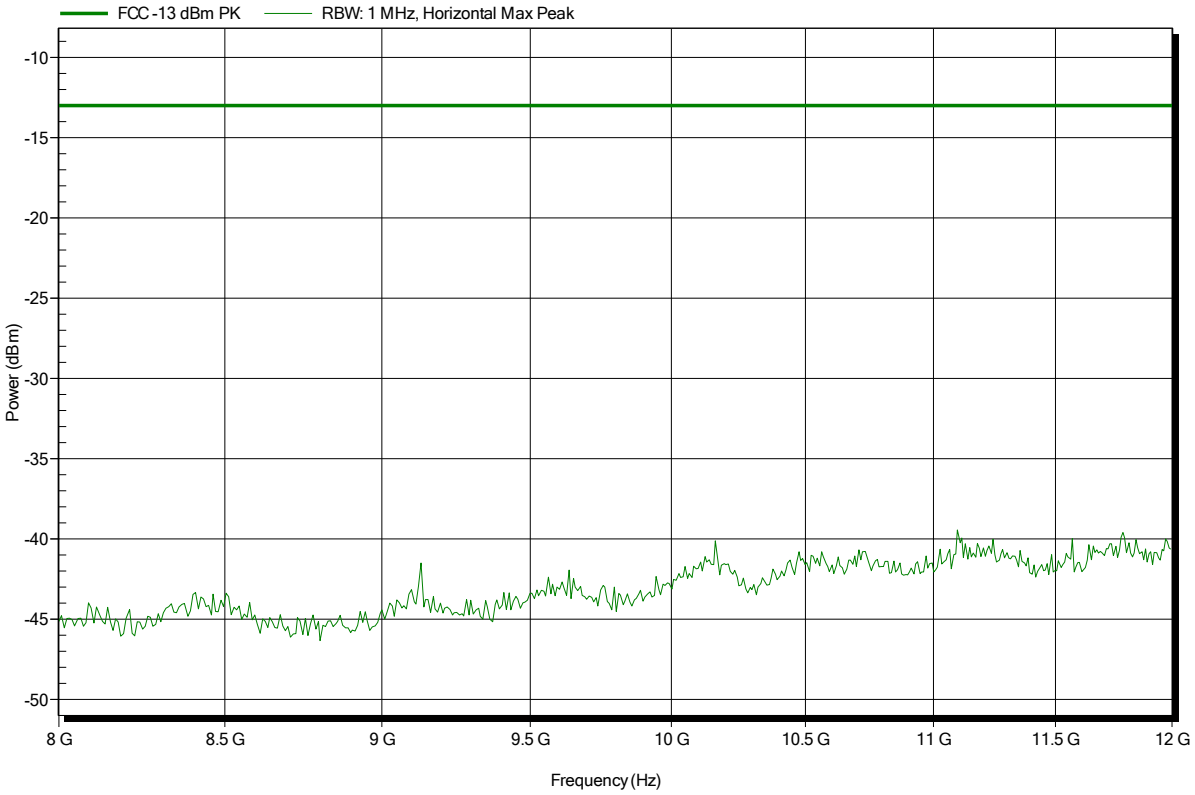

Spurious emissions according to FCC part 22 Subpart H

Project number: G0M-1407-3973

Applicant:	BARTEC PIXAVI AS
EUT Name:	Smartphone
Model:	ImpactX
Test Site:	Eurofins Product Service GmbH
Operator:	Mr. Handrik
Test Conditions:	Tnom: 24°C, Vnom: 3.7 V DC
Antenna:	Rohde & Schwarz HL 223, Vertical
Measurement distance:	3 m
Mode:	TX; WCDMA FDD II, Ch.: 4232 (RMC / TPC: All 1)
Test Date:	2014-09-25
Note:	EUT vertical

Index 90

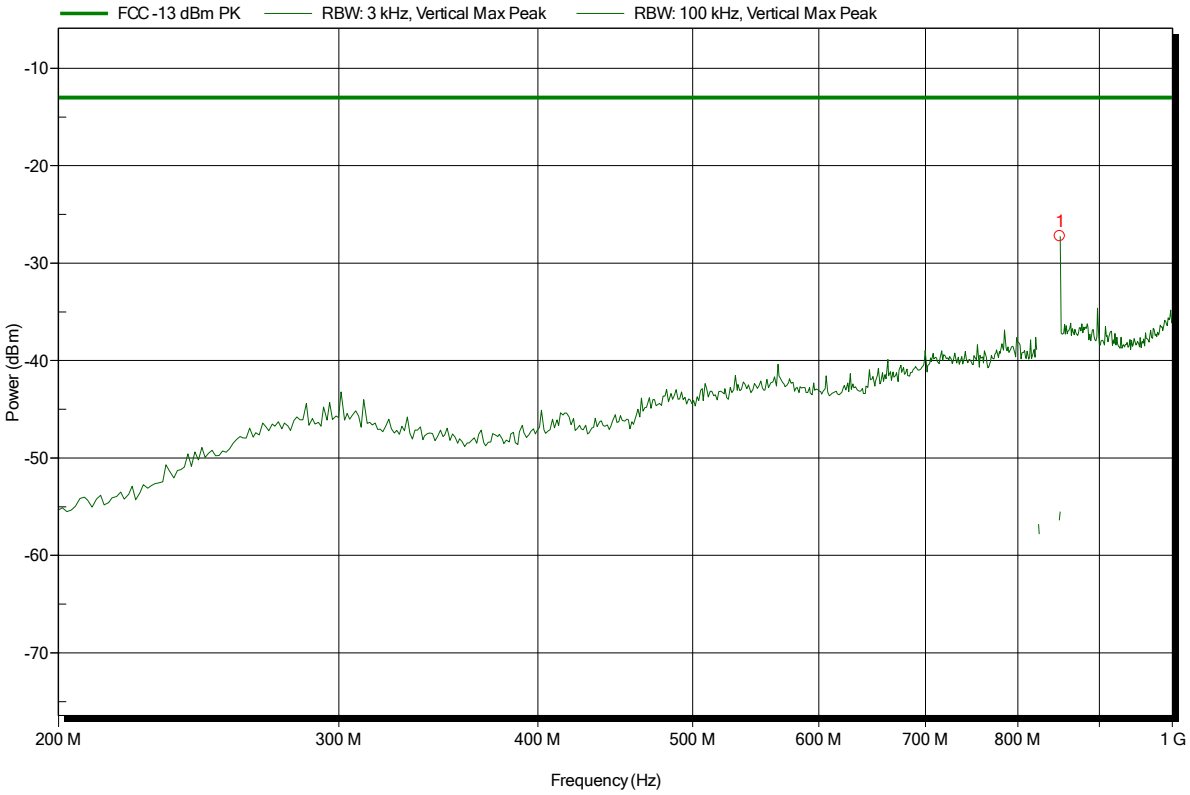

Frequency	Peak	Peak Limit	Peak Difference	Peak Status
850 MHz	-27.2 dBm	-13 dBm	-14.24 dB	Pass

Spurious emissions according to FCC part 22 Subpart H

Project number: G0M-1407-3973

Applicant:	BARTEC PIXAVI AS
EUT Name:	Smartphone
Model:	ImpactX
Test Site:	Eurofins Product Service GmbH
Operator:	Mr. Handrik
Test Conditions:	Tnom: 24°C, Vnom: 3.7 V DC
Antenna:	Rohde & Schwarz HL 223, Horizontal
Measurement distance:	3 m
Mode:	TX; WCDMA FDD II, Ch.: 4233 (RMC / TPC: All 1)
Test Date:	2014-09-25
Note:	EUT vertical

Index 91

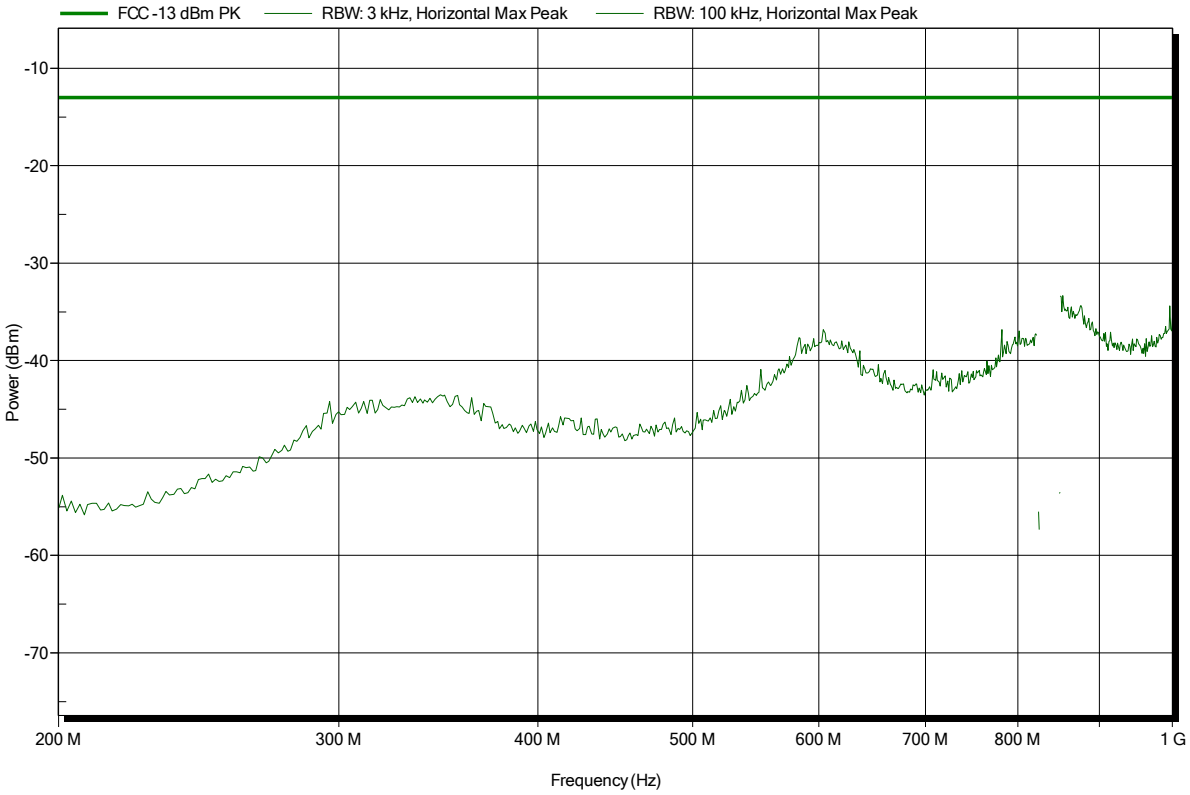

Spurious emissions according to FCC part 22 Subpart H

Project number: G0M-1407-3973

Applicant:	BARTEC PIXAVI AS
EUT Name:	Smartphone
Model:	ImpactX
Test Site:	Eurofins Product Service GmbH
Operator:	Mr. Handrik
Test Conditions:	Tnom: 24°C, Vnom: 3.7 V DC
Antenna:	Rohde & Schwarz HL 025, Vertical
Measurement distance:	3 m
Mode:	TX; WCDMA FDD II, Ch.: 4233 (RMC / TPC: All 1)
Test Date:	2014-09-25
Note:	EUT vertical

Index 100

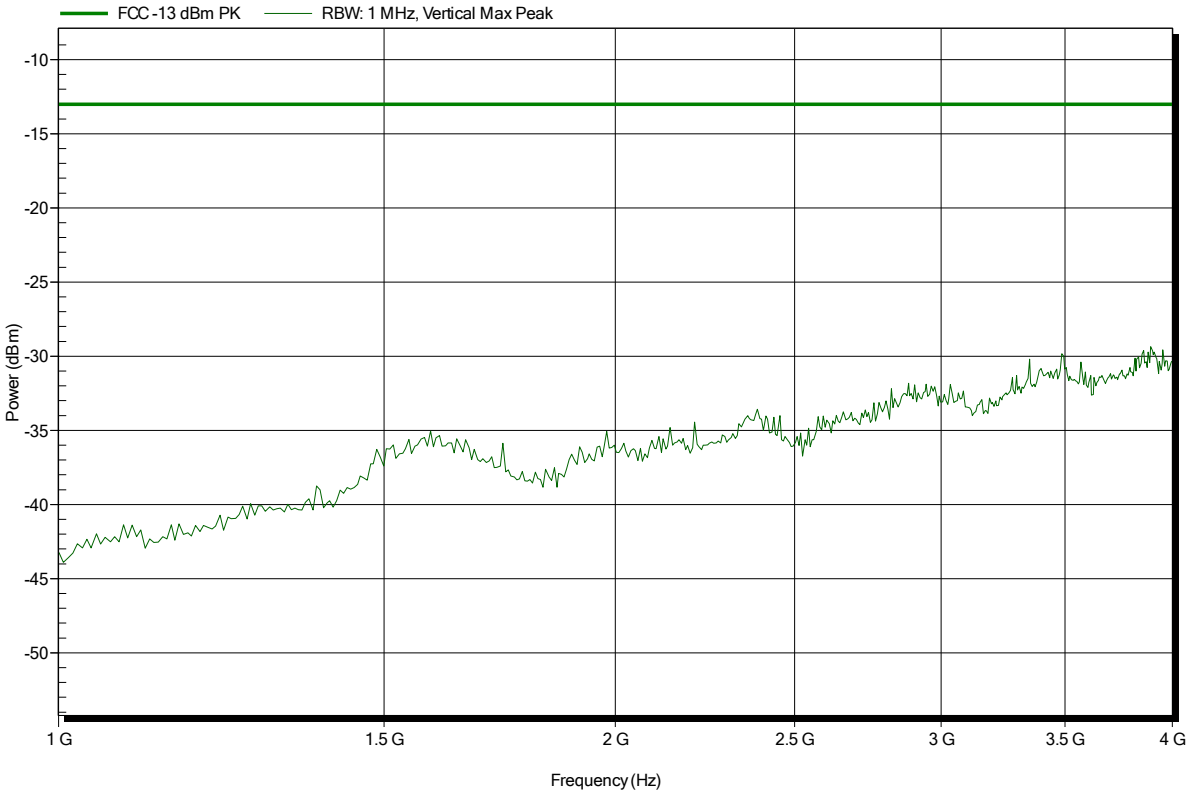

Spurious emissions according to FCC part 22 Subpart H

Project number: G0M-1407-3973

Applicant:	BARTEC PIXAVI AS
EUT Name:	Smartphone
Model:	ImpactX
Test Site:	Eurofins Product Service GmbH
Operator:	Mr. Handrik
Test Conditions:	Tnom: 24°C, Vnom: 3.7 V DC
Antenna:	Rohde & Schwarz HL 025, Horizontal
Measurement distance:	3 m
Mode:	TX; WCDMA FDD II, Ch.: 4233 (RMC / TPC: All 1)
Test Date:	2014-09-25
Note:	EUT vertical

Index 105

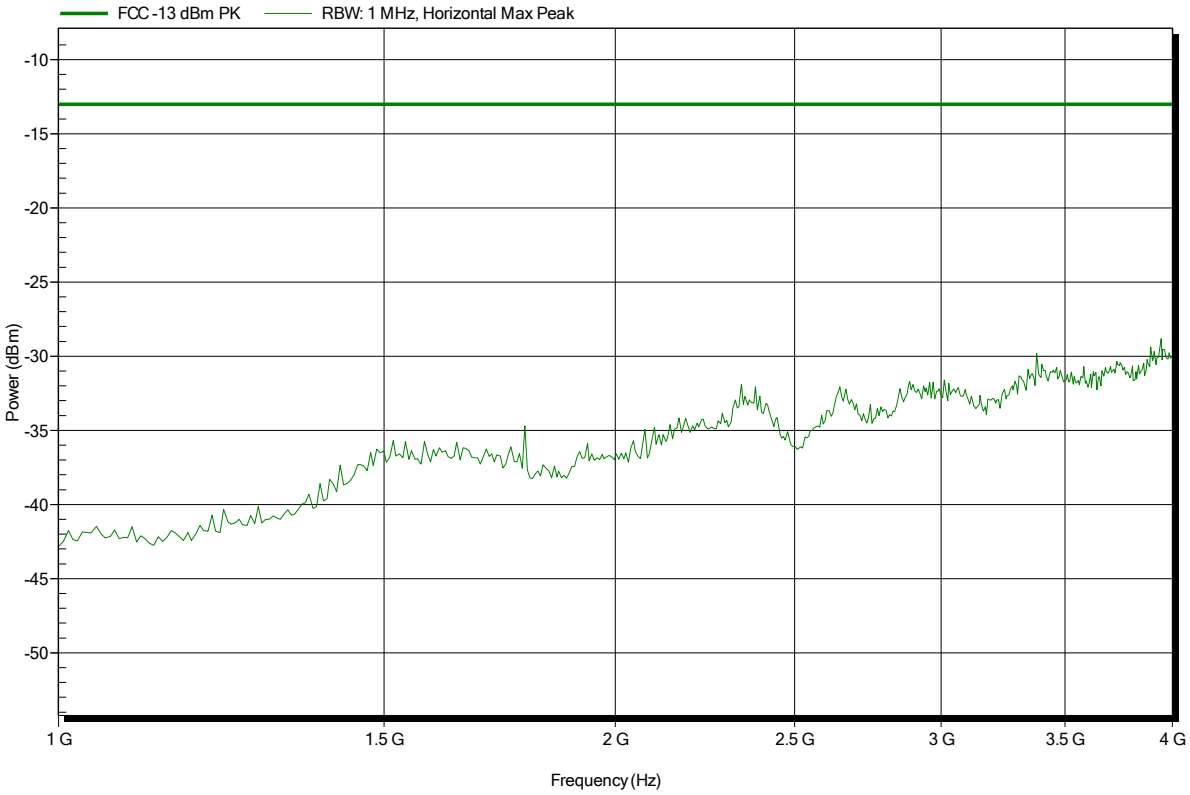

Spurious emissions according to FCC part 22 Subpart H

Project number: G0M-1407-3973

Applicant:	BARTEC PIXAVI AS
EUT Name:	Smartphone
Model:	ImpactX
Test Site:	Eurofins Product Service GmbH
Operator:	Mr. Handrik
Test Conditions:	Tnom: 24°C, Vnom: 3.7 V DC
Antenna:	Rohde & Schwarz HL 025, Vertical
Measurement distance:	3 m
Mode:	TX; WCDMA FDD II, Ch.: 4233 (RMC / TPC: All 1)
Test Date:	2014-09-25
Note:	EUT vertical

Index 101

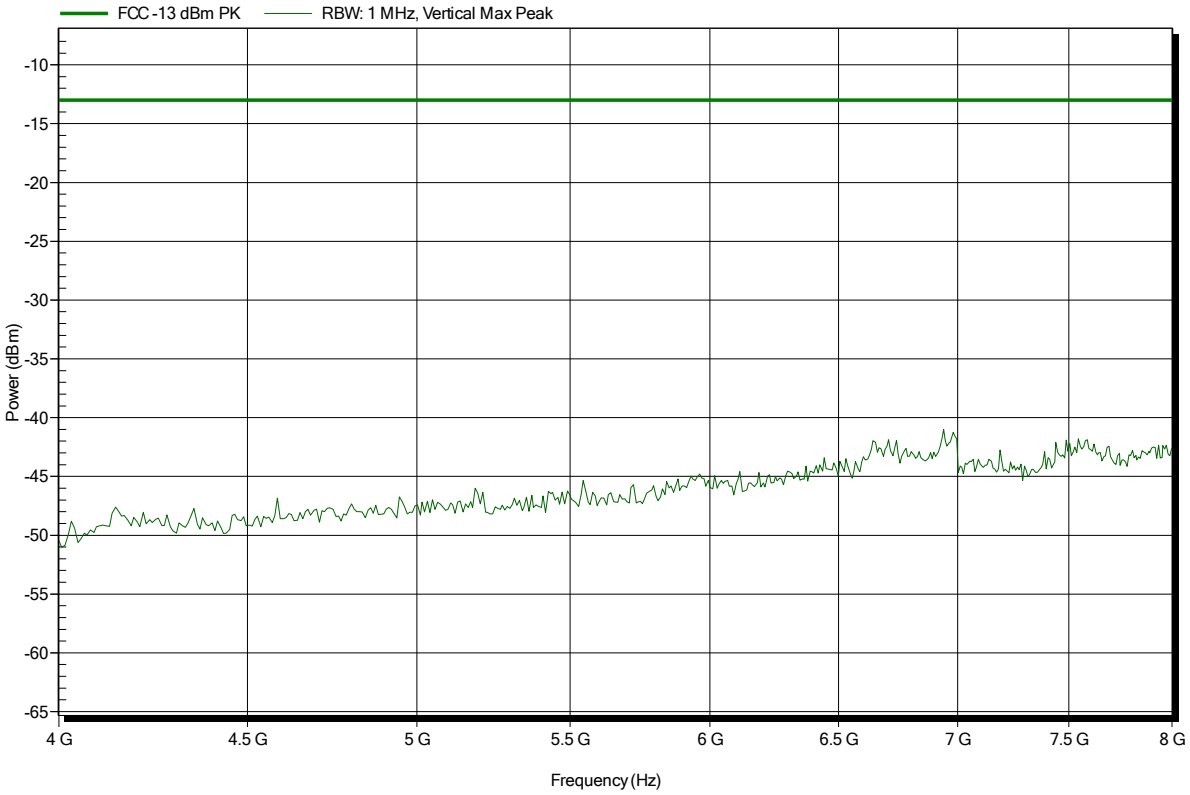

Spurious emissions according to FCC part 22 Subpart H

Project number: G0M-1407-3973

Applicant:	BARTEC PIXAVI AS
EUT Name:	Smartphone
Model:	ImpactX
Test Site:	Eurofins Product Service GmbH
Operator:	Mr. Handrik
Test Conditions:	Tnom: 24°C, Vnom: 3.7 V DC
Antenna:	Rohde & Schwarz HL 025, Horizontal
Measurement distance:	3 m
Mode:	TX; WCDMA FDD II, Ch.: 4233 (RMC / TPC: All 1)
Test Date:	2014-09-25
Note:	EUT vertical

Index 104

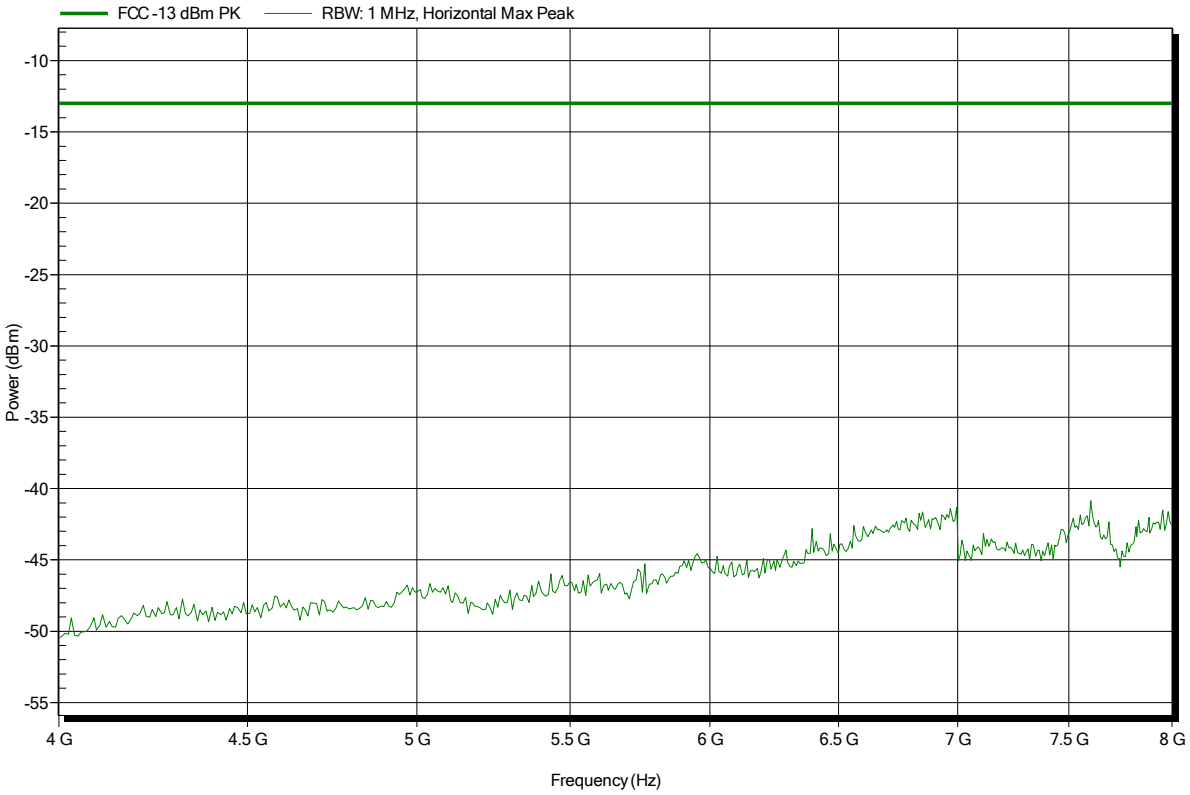

Spurious emissions according to FCC part 22 Subpart H

Project number: G0M-1407-3973

Applicant:	BARTEC PIXAVI AS
EUT Name:	Smartphone
Model:	ImpactX
Test Site:	Eurofins Product Service GmbH
Operator:	Mr. Handrik
Test Conditions:	Tnom: 24°C, Vnom: 3.7 V DC
Antenna:	Rohde & Schwarz HL 025, Vertical
Measurement distance:	3 m
Mode:	TX; WCDMA FDD II, Ch.: 4233 (RMC / TPC: All 1)
Test Date:	2014-09-25
Note:	EUT vertical

Index 102

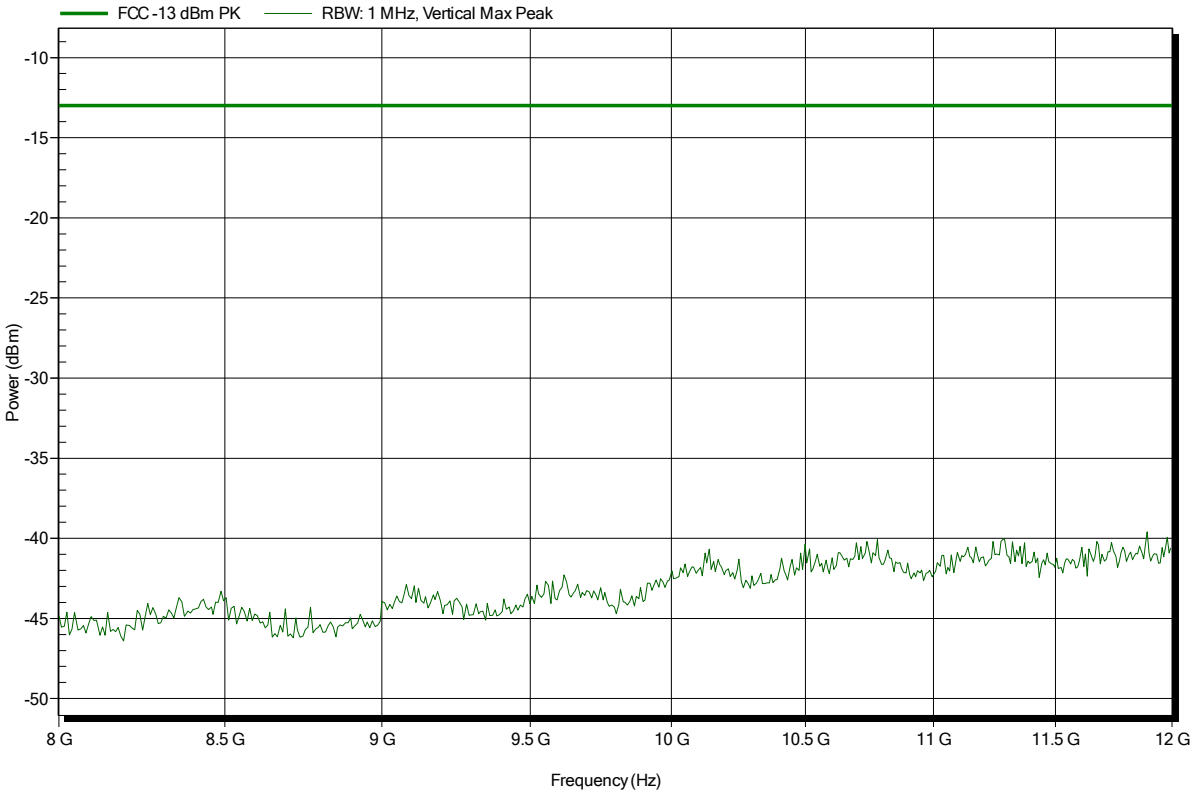

Spurious emissions according to FCC part 22 Subpart H

Project number: G0M-1407-3973

Applicant:	BARTEC PIXAVI AS
EUT Name:	Smartphone
Model:	ImpactX
Test Site:	Eurofins Product Service GmbH
Operator:	Mr. Handrik
Test Conditions:	Tnom: 24°C, Vnom: 3.7 V DC
Antenna:	Rohde & Schwarz HL 025, Horizontal
Measurement distance:	3 m
Mode:	TX; WCDMA FDD II, Ch.: 4233 (RMC / TPC: All 1)
Test Date:	2014-09-25
Note:	EUT vertical

Index 103

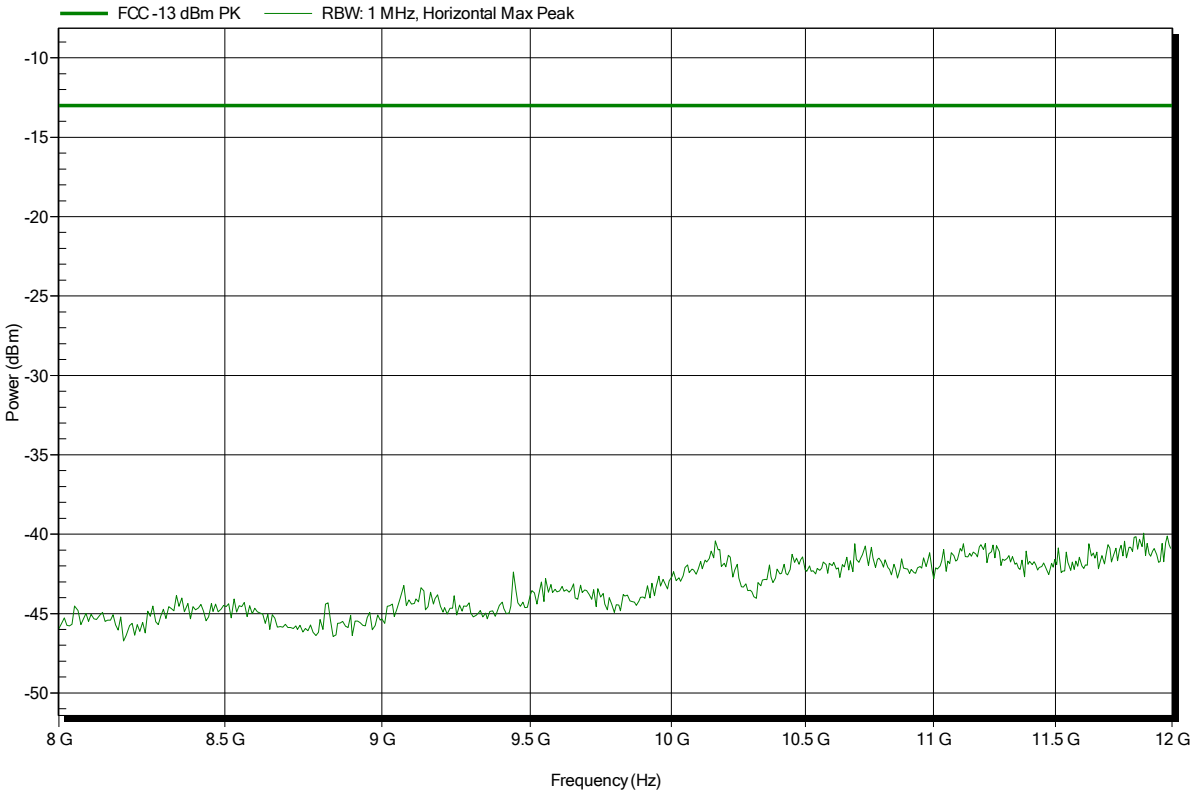

ANNEX B Receiver radiated spurious emissions

Spurious emissions according to IC RSS-Gen

Project number: G0M-1407-3973

Applicant:	BARTEC PIXAVI AS
EUT Name:	Smartphone
Model:	ImpactX
Test Site:	Eurofins Product Service GmbH
Operator:	Mr. Handrik
Test Conditions:	Tnom: 24°C, Vnom: 3.7 V DC
Antenna:	Rohde & Schwarz HK 116, Vertical
Measurement distance:	3 m
Mode:	RX; GSM850, Ch. 188
Test Date:	2014-09-23
Note:	EUT horizontal

Index 120

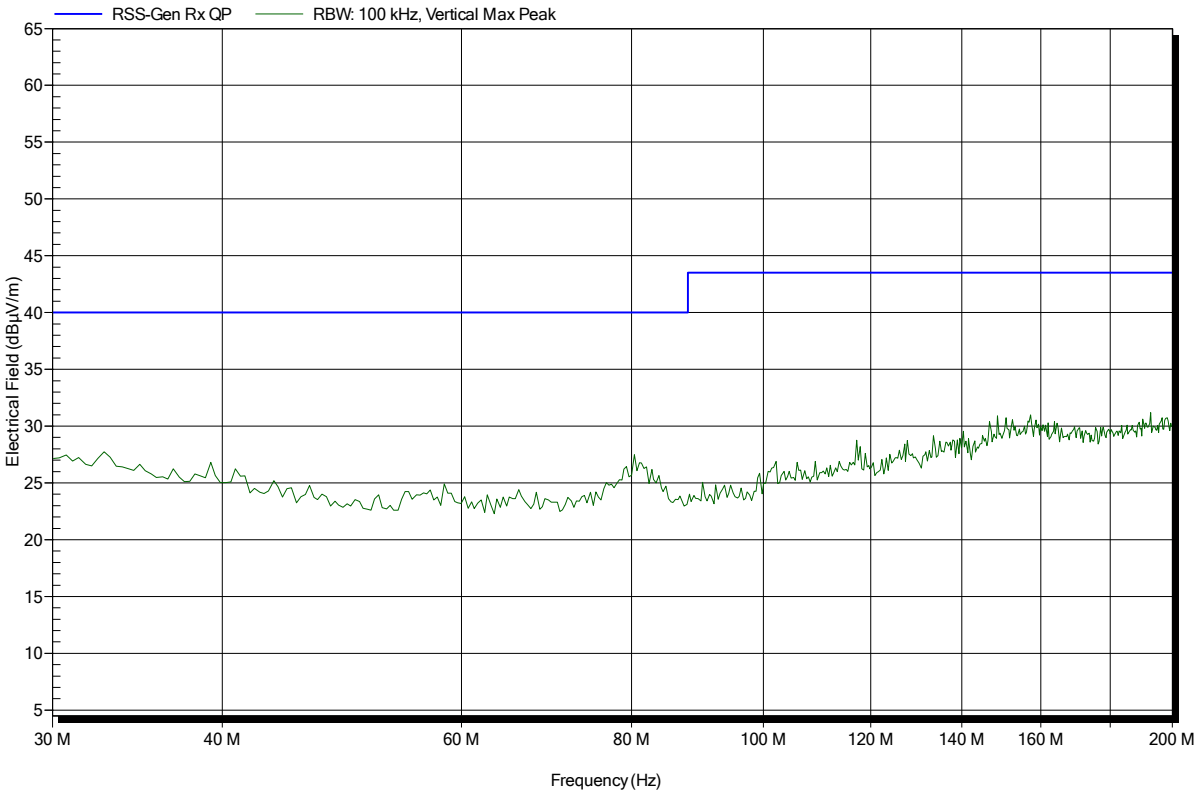

Spurious emissions according to IC RSS-Gen

Project number: G0M-1407-3973

Applicant:	BARTEC PIXAVI AS
EUT Name:	Smartphone
Model:	ImpactX
Test Site:	Eurofins Product Service GmbH
Operator:	Mr. Handrik
Test Conditions:	Tnom: 24°C, Vnom: 3.7 V DC
Antenna:	Rohde & Schwarz HK 116, Horizontal
Measurement distance:	3 m
Mode:	RX; GSM850, Ch. 188
Test Date:	2014-09-23
Note:	EUT horizontal

Index 121

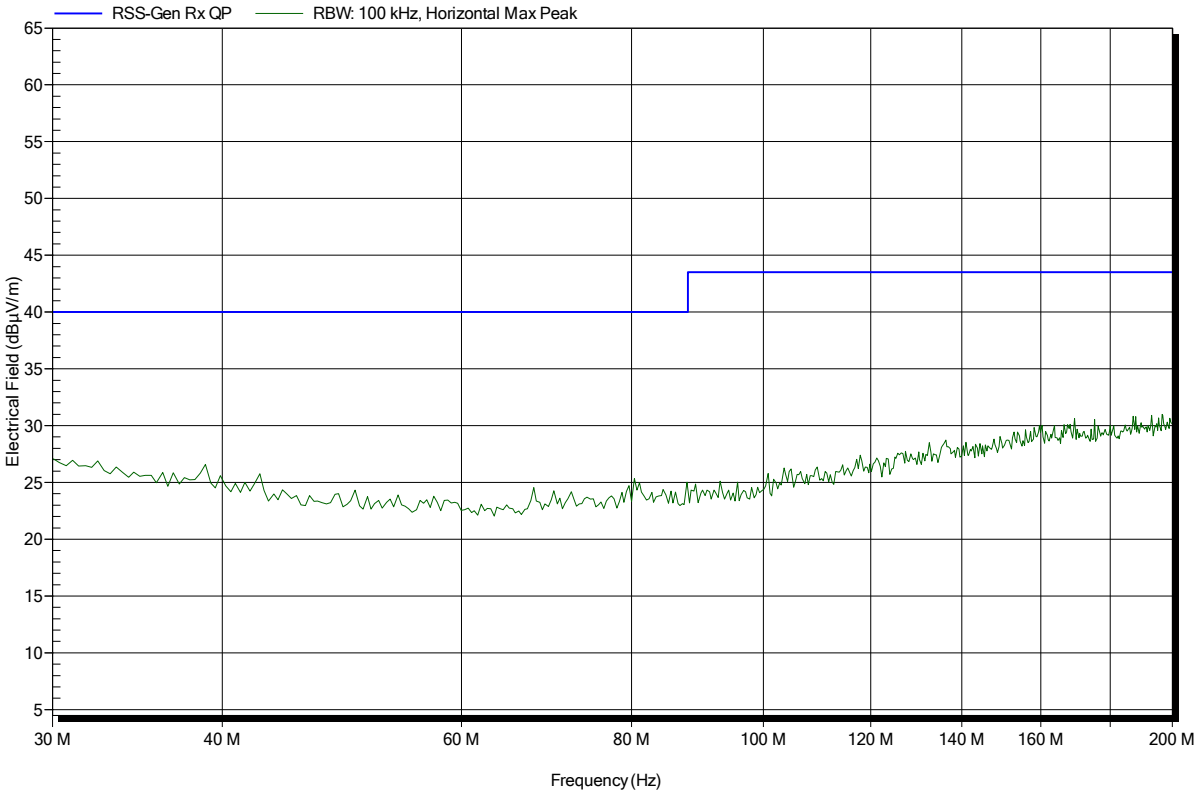

Spurious emissions according to IC RSS-Gen

Project number: G0M-1407-3973

Applicant:	BARTEC PIXAVI AS
EUT Name:	Smartphone
Model:	ImpactX
Test Site:	Eurofins Product Service GmbH
Operator:	Mr. Handrik
Test Conditions:	Tnom: 24°C, Vnom: 3.7 V DC
Antenna:	Rohde & Schwarz HL 223, Vertical
Measurement distance:	3 m
Mode:	RX; GSM850, Ch. 188
Test Date:	2014-09-23
Note:	EUT horizontal

Index 115

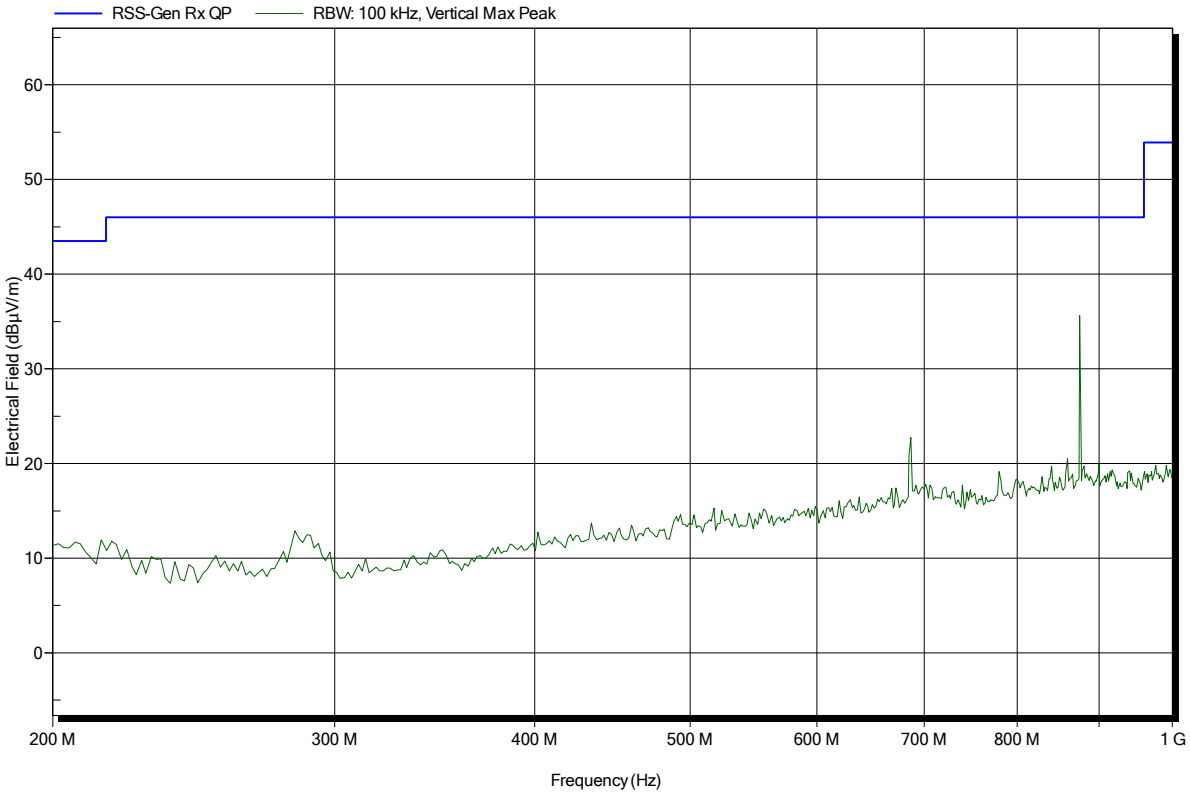

Spurious emissions according to IC RSS-Gen

Project number: G0M-1407-3973

Applicant:	BARTEC PIXAVI AS
EUT Name:	Smartphone
Model:	ImpactX
Test Site:	Eurofins Product Service GmbH
Operator:	Mr. Handrik
Test Conditions:	Tnom: 24°C, Vnom: 3.7 V DC
Antenna:	Rohde & Schwarz HL 223, Horizontal
Measurement distance:	3 m
Mode:	RX; GSM850, Ch. 188
Test Date:	2014-09-23
Note:	EUT horizontal

Index 116

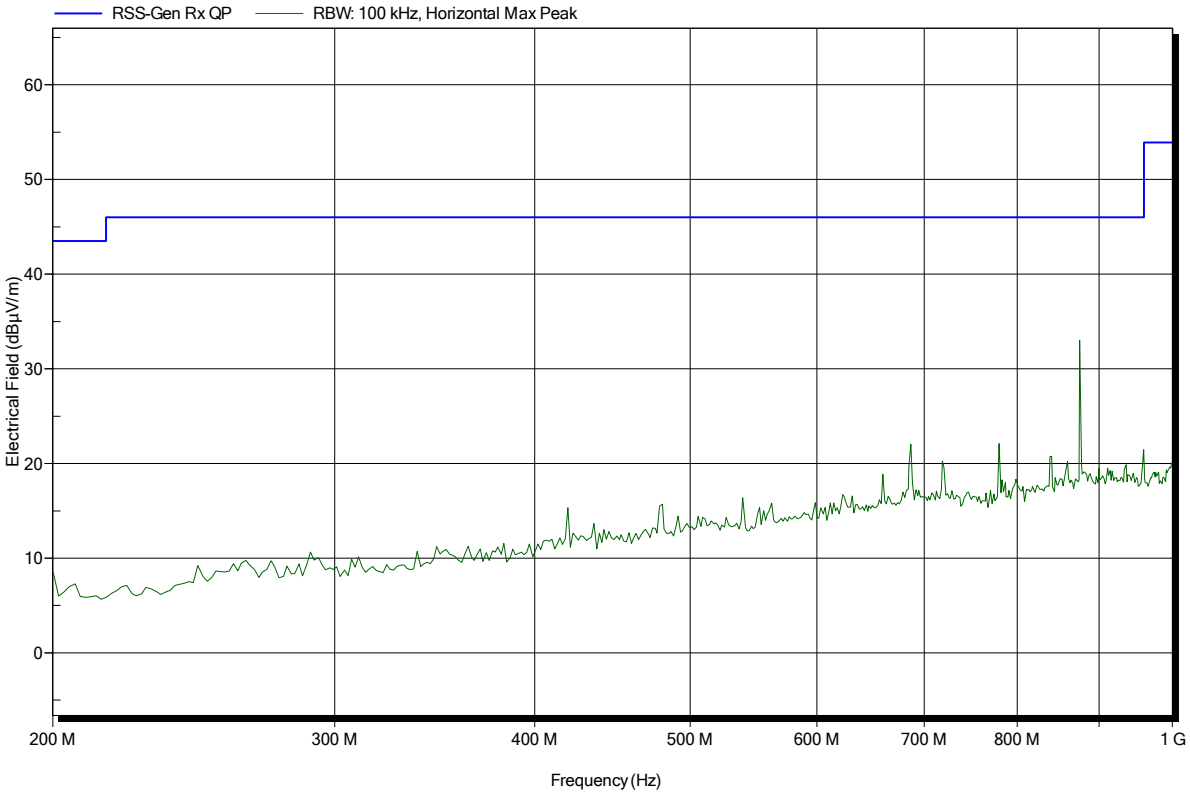

Spurious emissions according to IC RSS-Gen

Project number: G0M-1407-3973

Applicant:	BARTEC PIXAVI AS
EUT Name:	Smartphone
Model:	ImpactX
Test Site:	Eurofins Product Service GmbH
Operator:	Mr. Handrik
Test Conditions:	Tnom: 24°C, Vnom: 3.7 V DC
Antenna:	Rohde & Schwarz HL 025, Horizontal
Measurement distance:	3 m
Mode:	RX; GSM850, Ch. 188
Test Date:	2014-09-23
Note:	EUT horizontal

Index 111

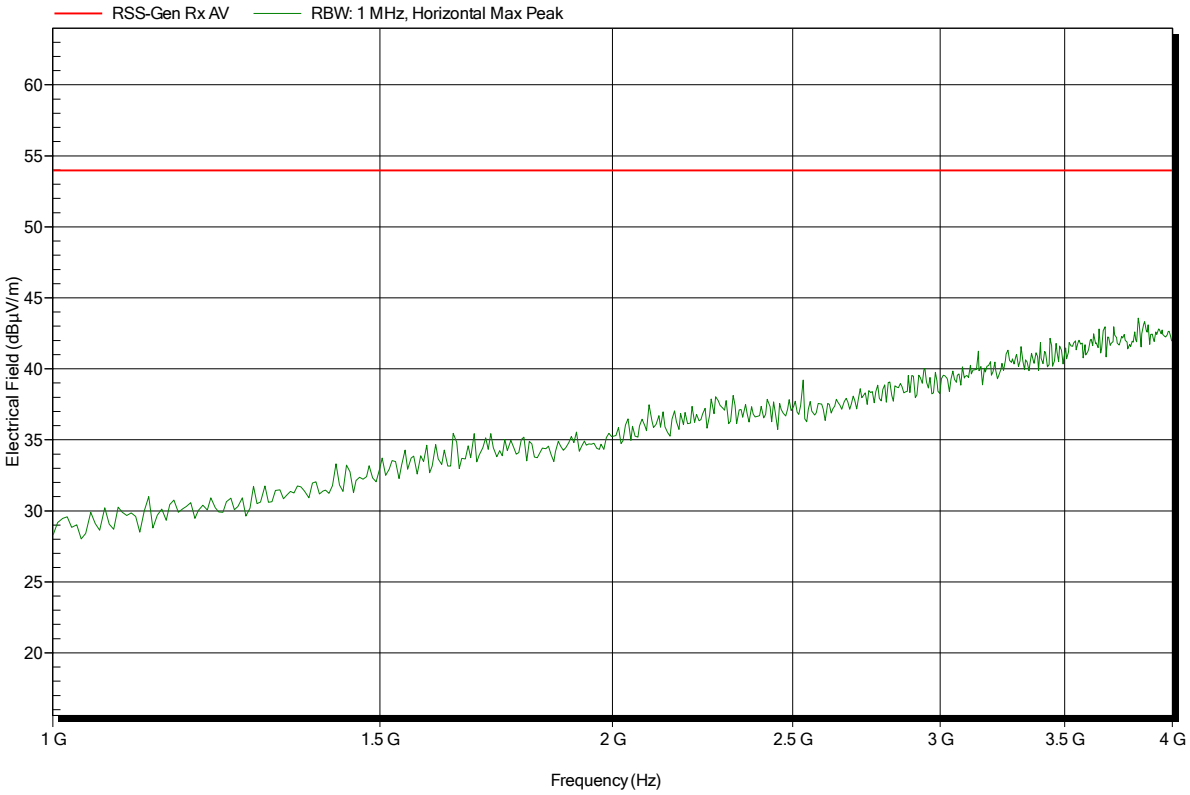

Spurious emissions according to IC RSS-Gen

Project number: G0M-1407-3973

Applicant:	BARTEC PIXAVI AS
EUT Name:	Smartphone
Model:	ImpactX
Test Site:	Eurofins Product Service GmbH
Operator:	Mr. Handrik
Test Conditions:	Tnom: 24°C, Vnom: 3.7 V DC
Antenna:	Rohde & Schwarz HL 025, Vertical
Measurement distance:	3 m
Mode:	RX; GSM850, Ch. 188
Test Date:	2014-09-23
Note:	EUT horizontal

Index 114

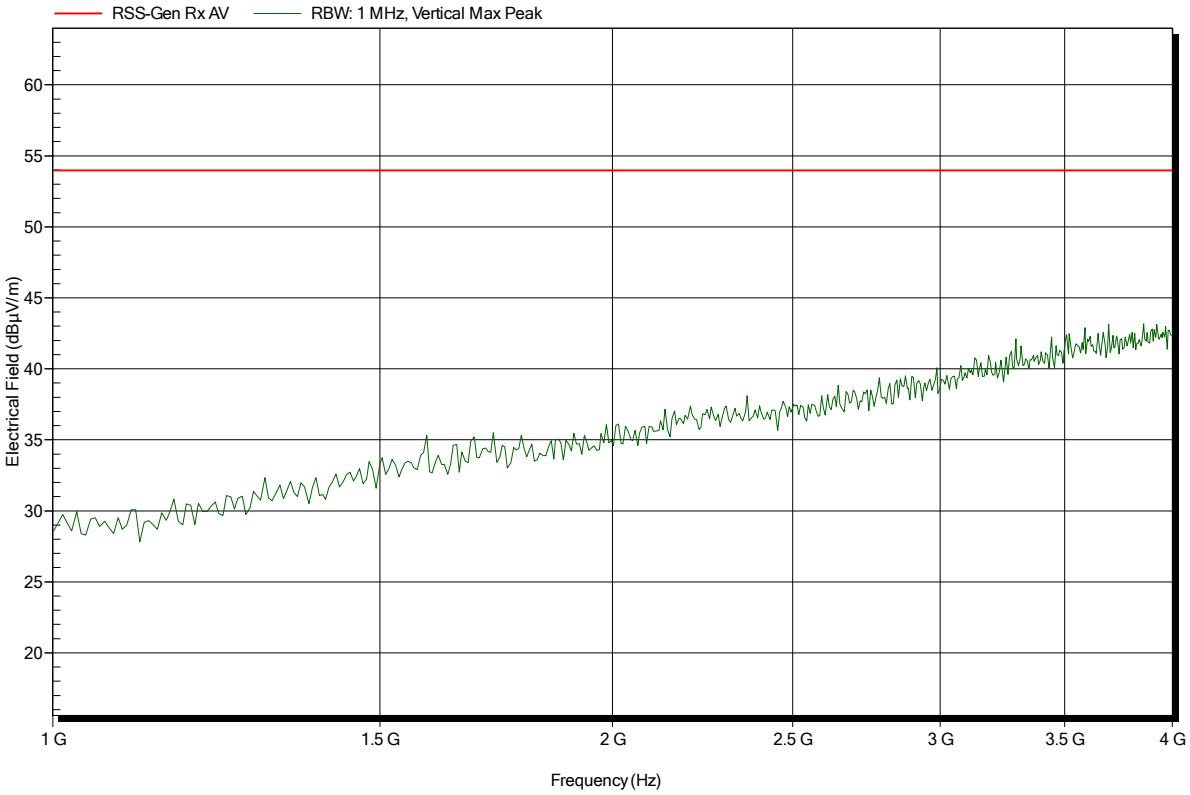

Spurious emissions according to IC RSS-Gen

Project number: G0M-1407-3973

Applicant:	BARTEC PIXAVI AS
EUT Name:	Smartphone
Model:	ImpactX
Test Site:	Eurofins Product Service GmbH
Operator:	Mr. Handrik
Test Conditions:	Tnom: 24°C, Vnom: 3.7 V DC
Antenna:	Rohde & Schwarz HL 025, Vertical
Measurement distance:	3 m
Mode:	RX; GSM850, Ch. 188
Test Date:	2014-09-23
Note:	EUT horizontal

Index 113

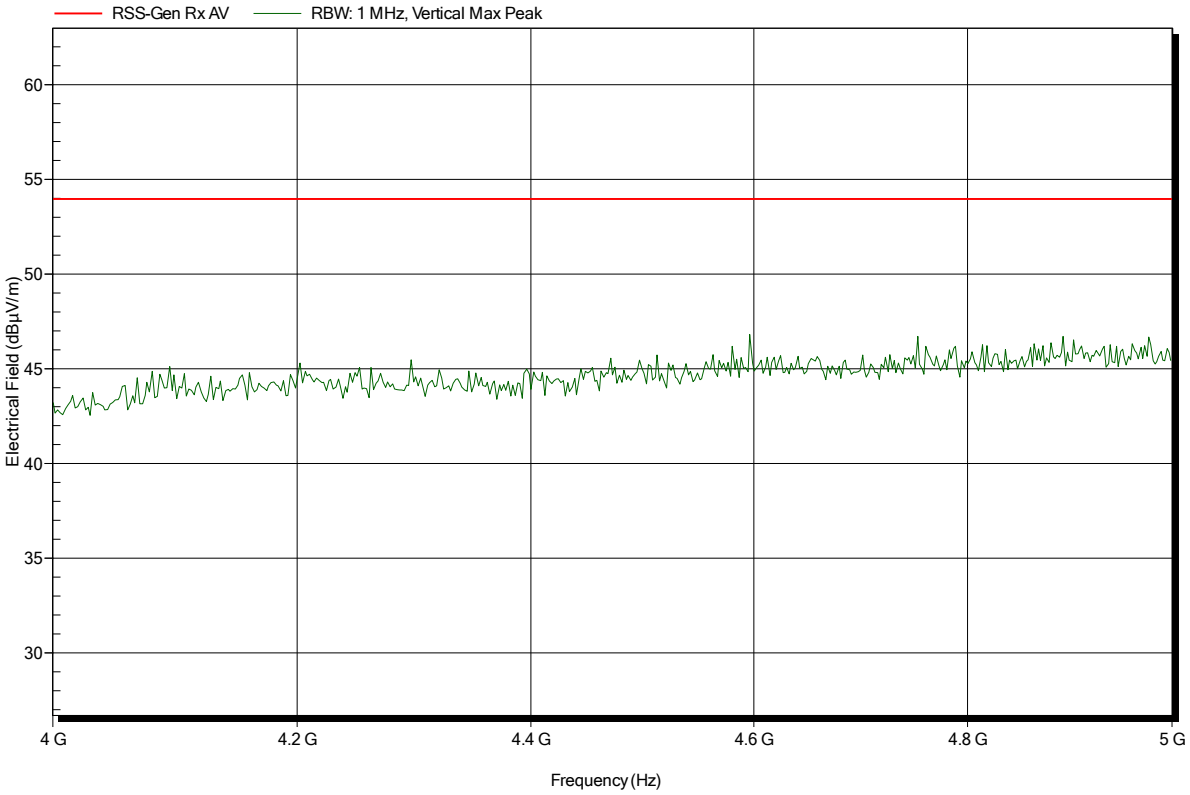

Spurious emissions according to IC RSS-Gen

Project number: G0M-1407-3973

Applicant:	BARTEC PIXAVI AS
EUT Name:	Smartphone
Model:	ImpactX
Test Site:	Eurofins Product Service GmbH
Operator:	Mr. Handrik
Test Conditions:	Tnom: 24°C, Vnom: 3.7 V DC
Antenna:	Rohde & Schwarz HL 025, Horizontal
Measurement distance:	3 m
Mode:	RX; GSM850, Ch. 188
Test Date:	2014-09-23
Note:	EUT horizontal

Index 112

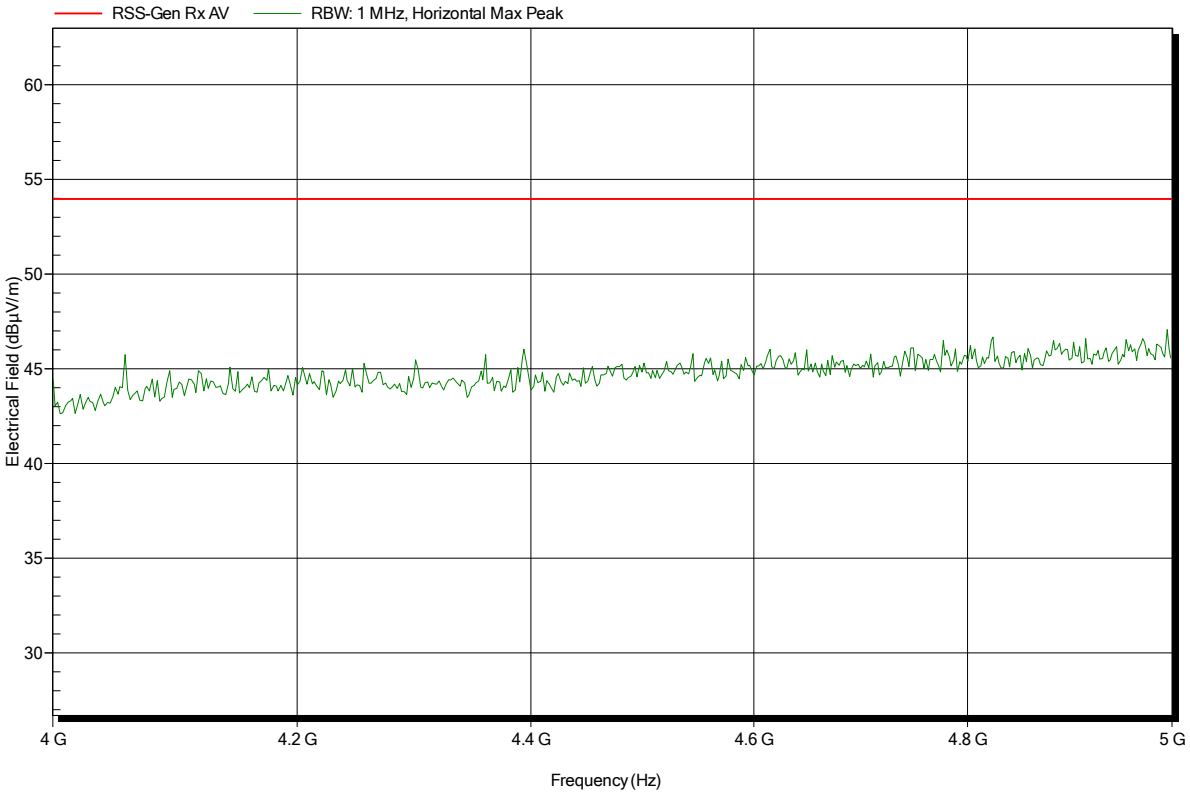

Spurious emissions according to IC RSS-Gen

Project number: G0M-1407-3973

Applicant:	BARTEC PIXAVI AS
EUT Name:	Smartphone
Model:	ImpactX
Test Site:	Eurofins Product Service GmbH
Operator:	Mr. Handrik
Test Conditions:	Tnom: 24°C, Vnom: 3.7 V DC
Antenna:	Rohde & Schwarz HK 116, Vertical
Measurement distance:	3 m
Mode:	RX; GSM1900, Ch. 661
Test Date:	2014-09-23
Note:	EUT horizontal

Index 119

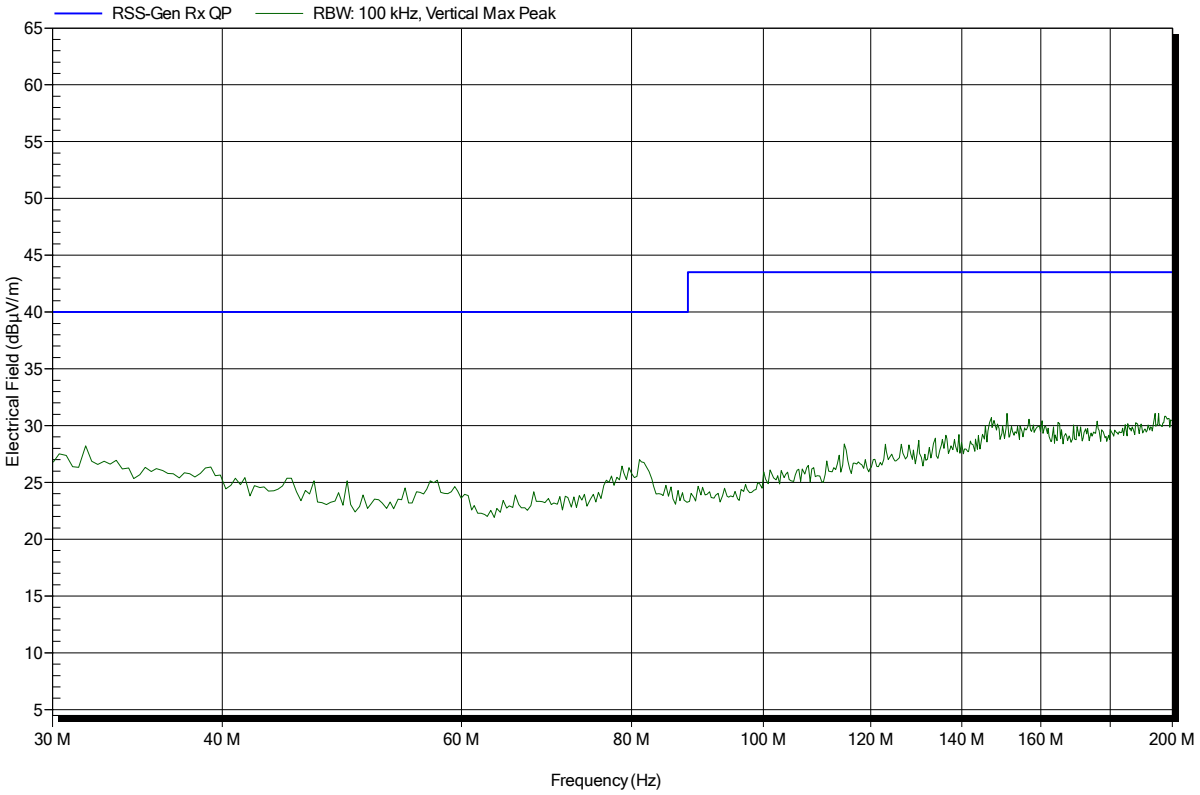

Spurious emissions according to IC RSS-Gen

Project number: G0M-1407-3973

Applicant:	BARTEC PIXAVI AS
EUT Name:	Smartphone
Model:	ImpactX
Test Site:	Eurofins Product Service GmbH
Operator:	Mr. Handrik
Test Conditions:	Tnom: 24°C, Vnom: 3.7 V DC
Antenna:	Rohde & Schwarz HK 116, Horizontal
Measurement distance:	3 m
Mode:	RX; GSM1900, Ch. 661
Test Date:	2014-09-23
Note:	EUT horizontal

Index 122

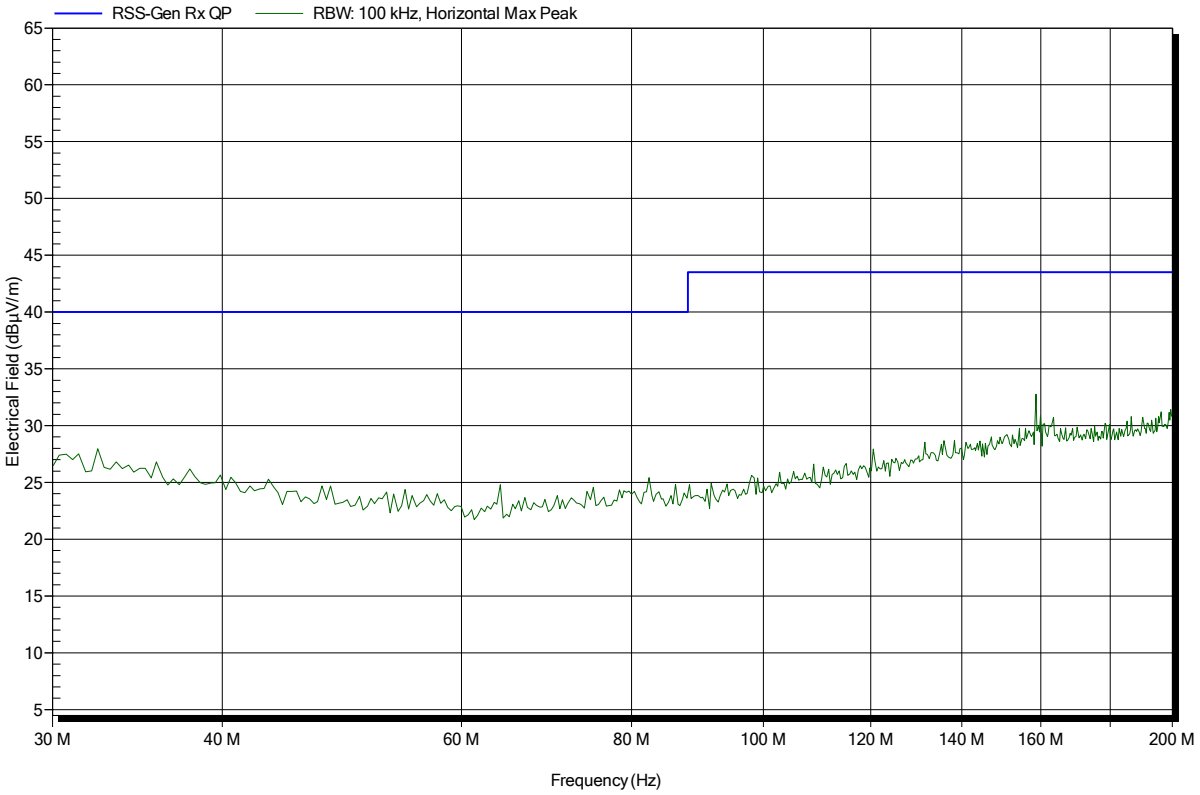

Spurious emissions according to IC RSS-Gen

Project number: G0M-1407-3973

Applicant:	BARTEC PIXAVI AS
EUT Name:	Smartphone
Model:	ImpactX
Test Site:	Eurofins Product Service GmbH
Operator:	Mr. Handrik
Test Conditions:	Tnom: 24°C, Vnom: 3.7 V DC
Antenna:	Rohde & Schwarz HL 223, Horizontal
Measurement distance:	3 m
Mode:	RX; GSM1900, Ch. 661
Test Date:	2014-09-23
Note:	EUT horizontal

Index 117

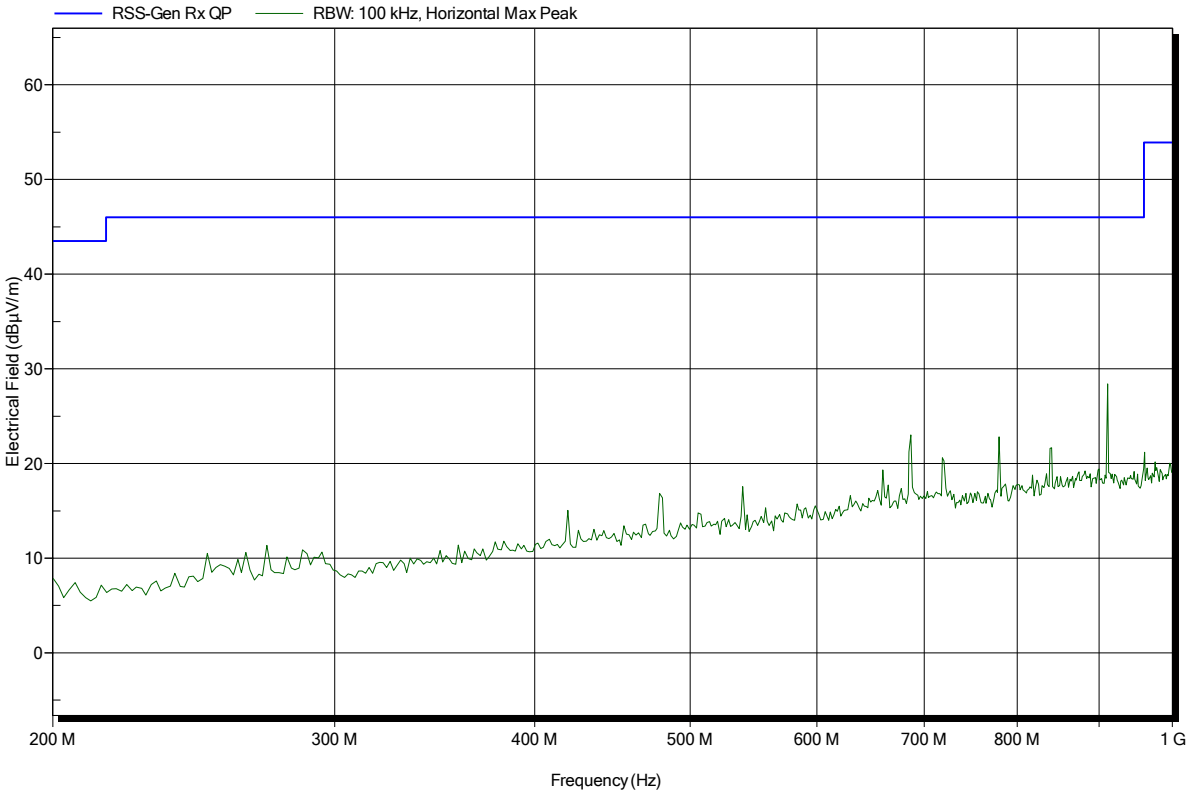

Spurious emissions according to IC RSS-Gen

Project number: G0M-1407-3973

Applicant:	BARTEC PIXAVI AS
EUT Name:	Smartphone
Model:	ImpactX
Test Site:	Eurofins Product Service GmbH
Operator:	Mr. Handrik
Test Conditions:	Tnom: 24°C, Vnom: 3.7 V DC
Antenna:	Rohde & Schwarz HL 223, Vertical
Measurement distance:	3 m
Mode:	RX; GSM1900, Ch. 661
Test Date:	2014-09-23
Note:	EUT horizontal

Index 118

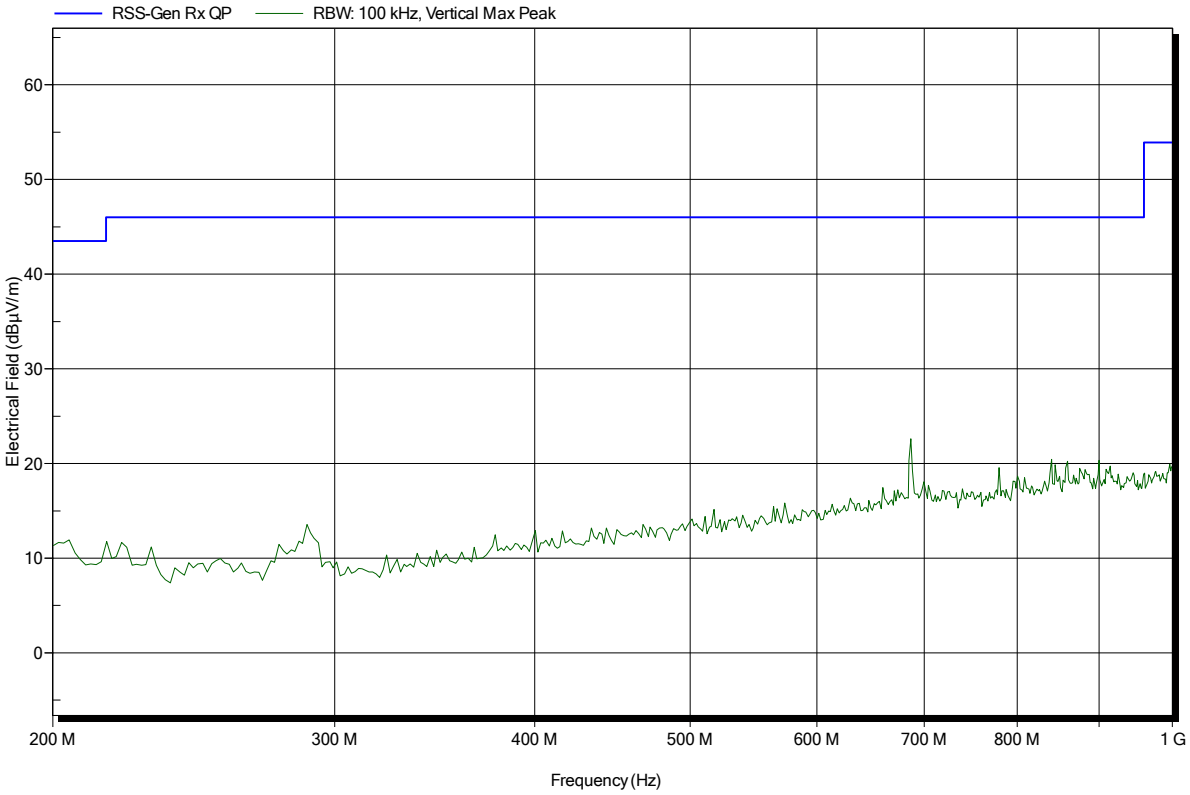

Spurious emissions according to IC RSS-Gen

Project number: G0M-1407-3973

Applicant:	BARTEC PIXAVI AS
EUT Name:	Smartphone
Model:	ImpactX
Test Site:	Eurofins Product Service GmbH
Operator:	Mr. Handrik
Test Conditions:	Tnom: 24°C, Vnom: 3.7 V DC
Antenna:	Rohde & Schwarz HL 025, Vertical
Measurement distance:	3 m
Mode:	RX; GSM1900, Ch. 661
Test Date:	2014-09-23
Note:	EUT horizontal

Index 105

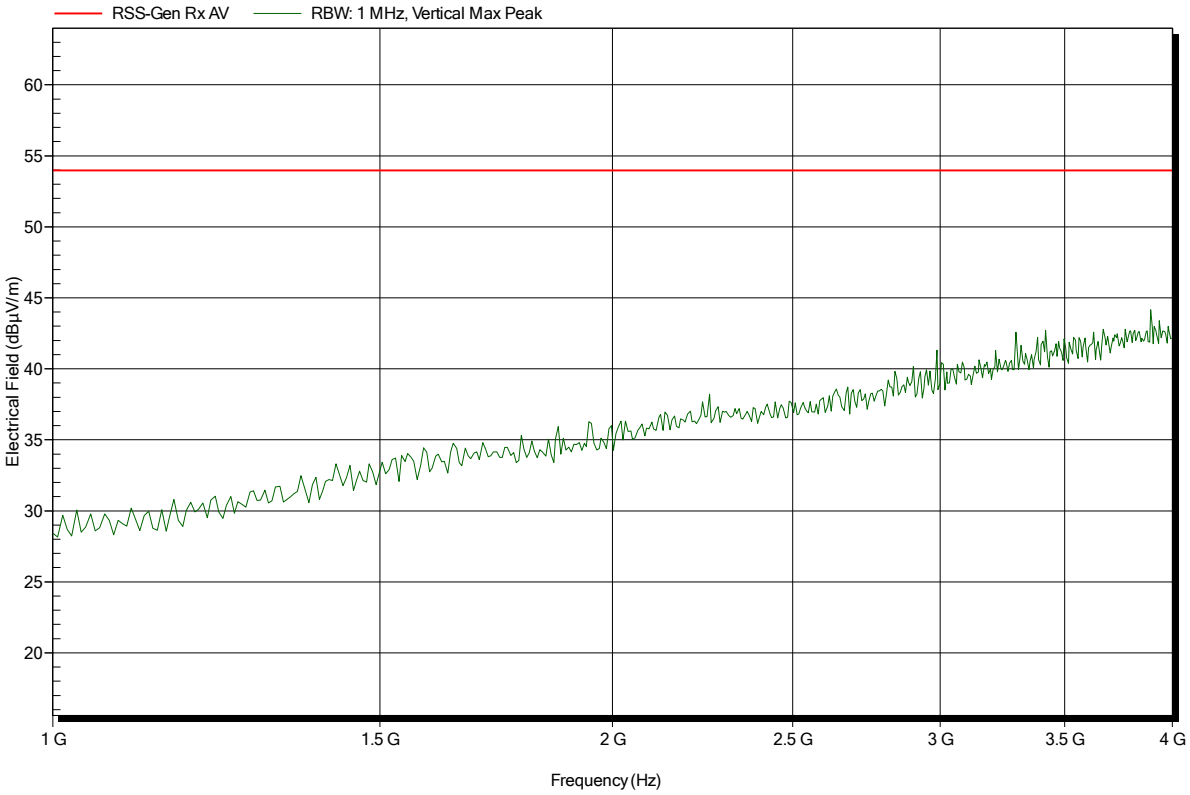

Spurious emissions according to IC RSS-Gen

Project number: G0M-1407-3973

Applicant:	BARTEC PIXAVI AS
EUT Name:	Smartphone
Model:	ImpactX
Test Site:	Eurofins Product Service GmbH
Operator:	Mr. Handrik
Test Conditions:	Tnom: 24°C, Vnom: 3.7 V DC
Antenna:	Rohde & Schwarz HL 025, Horizontal
Measurement distance:	3 m
Mode:	RX; GSM1900, Ch. 661
Test Date:	2014-09-23
Note:	EUT horizontal

Index 110

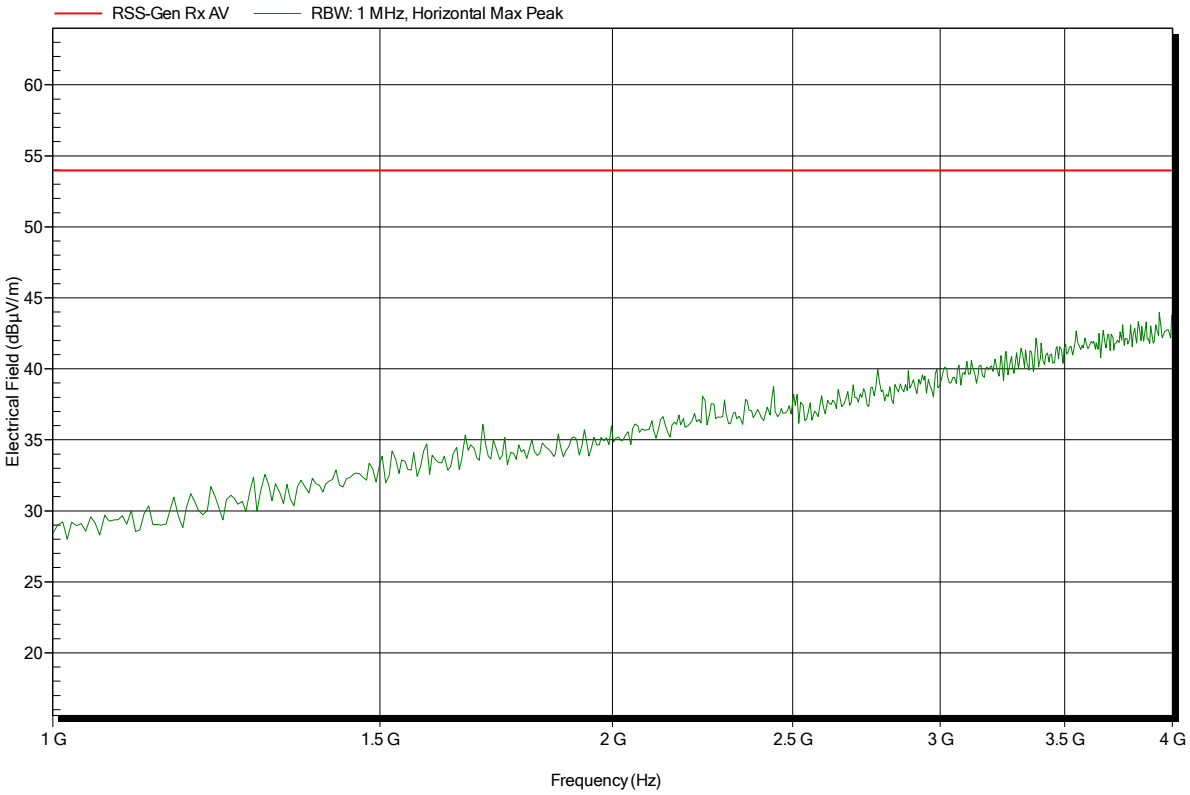

Spurious emissions according to IC RSS-Gen

Project number: G0M-1407-3973

Applicant:	BARTEC PIXAVI AS
EUT Name:	Smartphone
Model:	ImpactX
Test Site:	Eurofins Product Service GmbH
Operator:	Mr. Handrik
Test Conditions:	Tnom: 24°C, Vnom: 3.7 V DC
Antenna:	Rohde & Schwarz HL 025, Vertical
Measurement distance:	3 m
Mode:	RX; GSM1900, Ch. 661
Test Date:	2014-09-23
Note:	EUT horizontal

Index 106

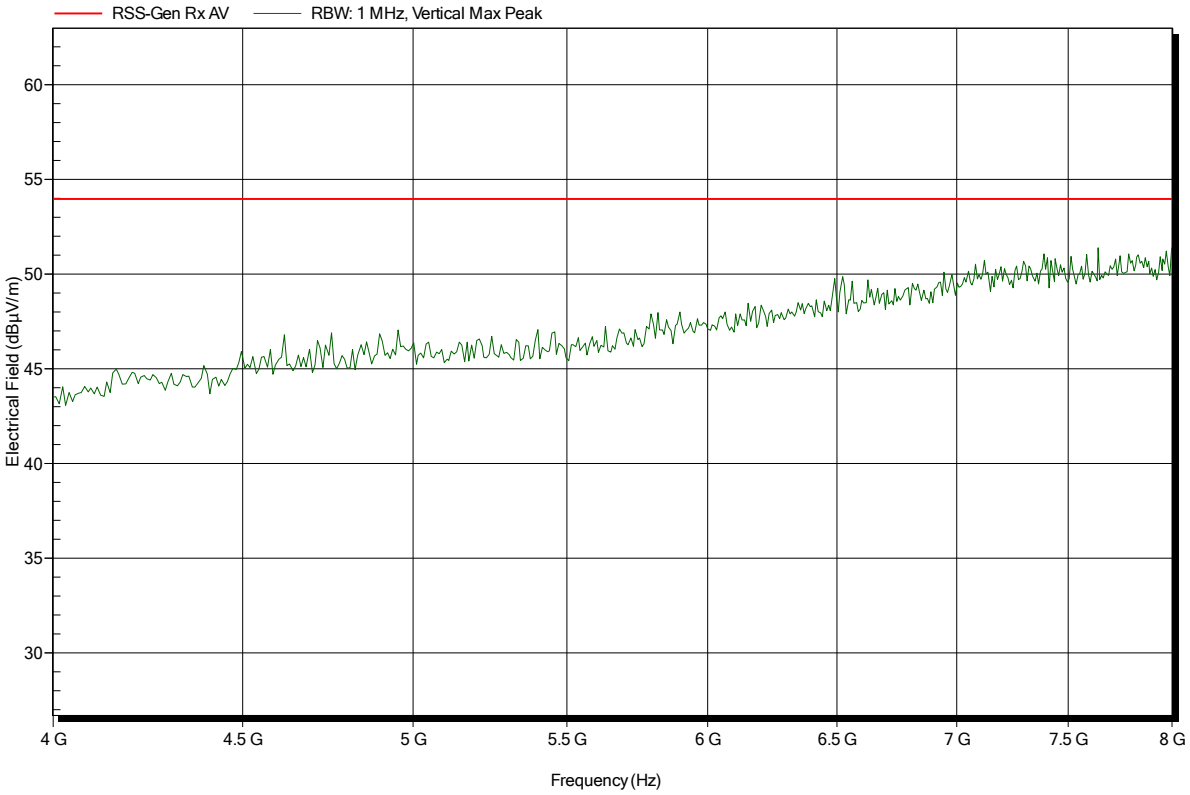

Spurious emissions according to IC RSS-Gen

Project number: G0M-1407-3973

Applicant:	BARTEC PIXAVI AS
EUT Name:	Smartphone
Model:	ImpactX
Test Site:	Eurofins Product Service GmbH
Operator:	Mr. Handrik
Test Conditions:	Tnom: 24°C, Vnom: 3.7 V DC
Antenna:	Rohde & Schwarz HL 025, Horizontal
Measurement distance:	3 m
Mode:	RX; GSM1900, Ch. 661
Test Date:	2014-09-23
Note:	EUT horizontal

Index 109

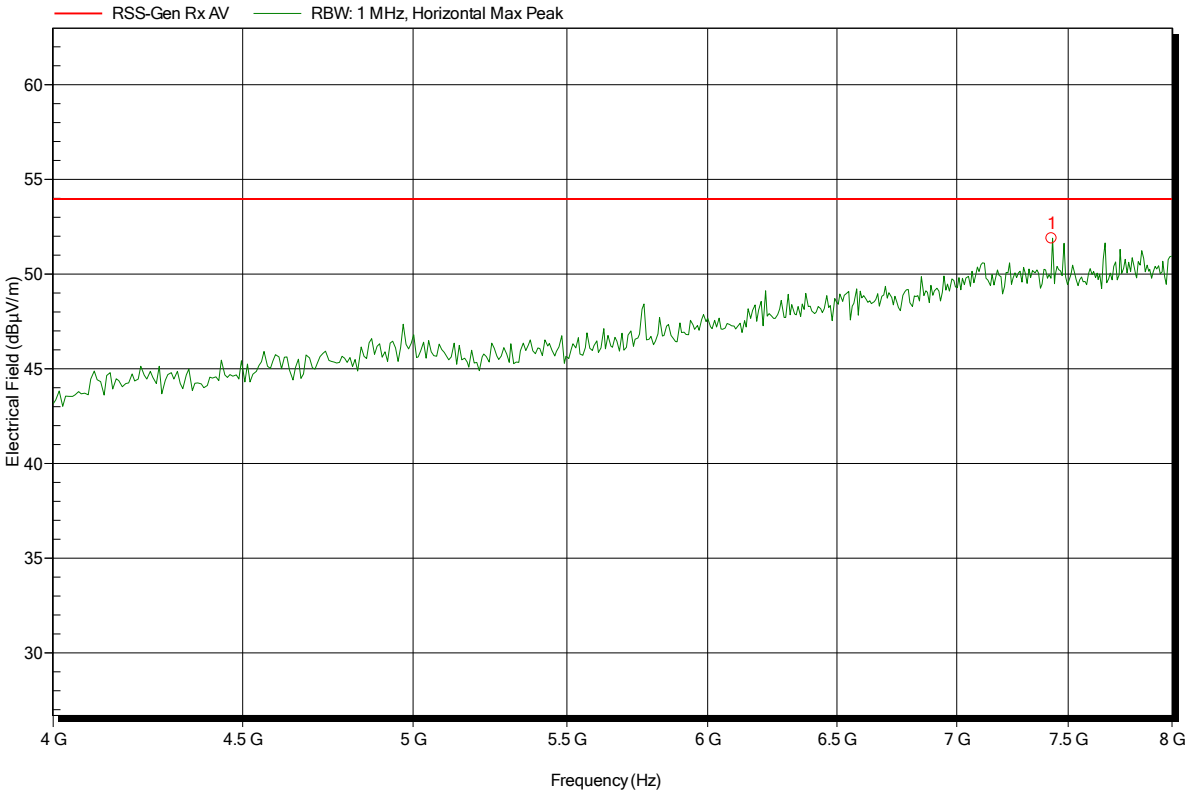

Frequency	Peak	Peak Limit	Peak Difference	Peak Status
7.424 GHz	51.89 dBµV/m	53.98 dBµV/m	-2.09 dB	Pass

Frequency
7.424 GHz

Spurious emissions according to IC RSS-Gen

Project number: G0M-1407-3973

Applicant:	BARTEC PIXAVI AS
EUT Name:	Smartphone
Model:	ImpactX
Test Site:	Eurofins Product Service GmbH
Operator:	Mr. Handrik
Test Conditions:	Tnom: 24°C, Vnom: 3.7 V DC
Antenna:	Rohde & Schwarz HL 025, Vertical
Measurement distance:	3 m
Mode:	RX; GSM1900, Ch. 661
Test Date:	2014-09-23
Note:	EUT vertical

Index 107

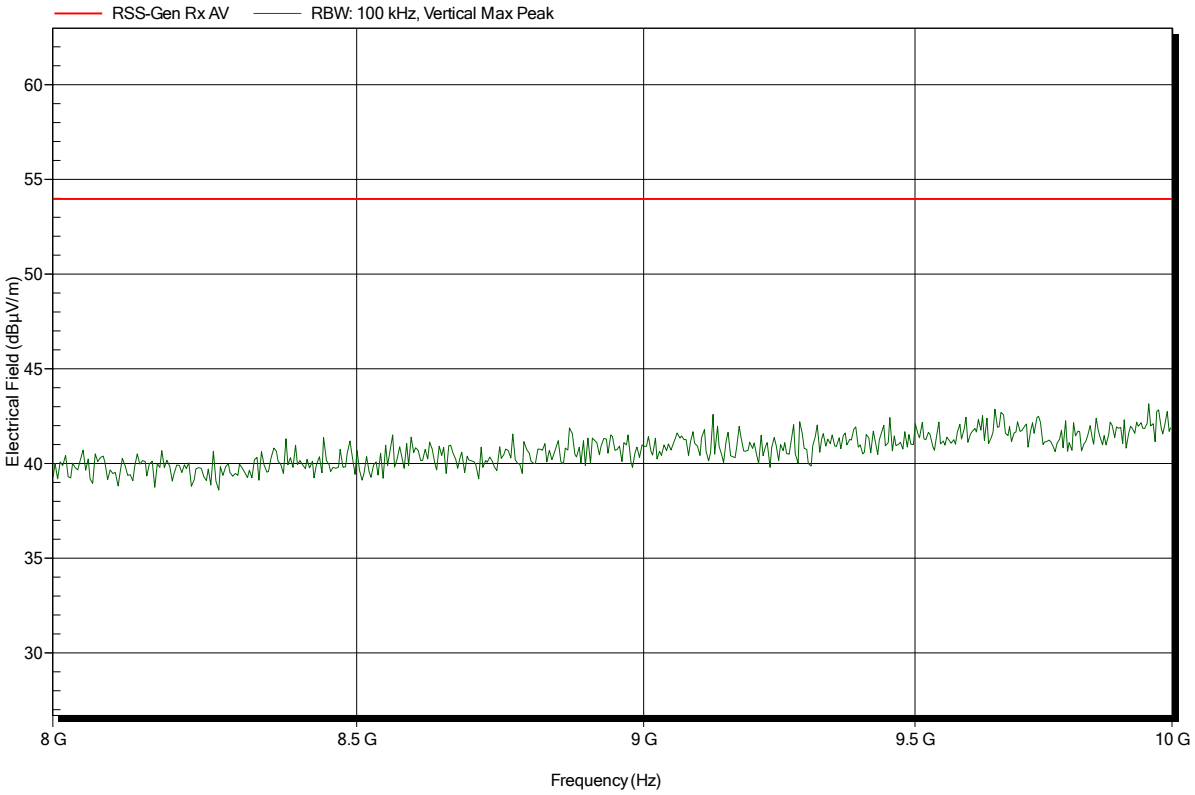

Spurious emissions according to IC RSS-Gen

Project number: G0M-1407-3973

Applicant:	BARTEC PIXAVI AS
EUT Name:	Smartphone
Model:	ImpactX
Test Site:	Eurofins Product Service GmbH
Operator:	Mr. Handrik
Test Conditions:	Tnom: 24°C, Vnom: 3.7 V DC
Antenna:	Rohde & Schwarz HL 025, Horizontal
Measurement distance:	3 m
Mode:	RX; GSM1900, Ch. 661
Test Date:	2014-09-23
Note:	EUT vertical

Index 108

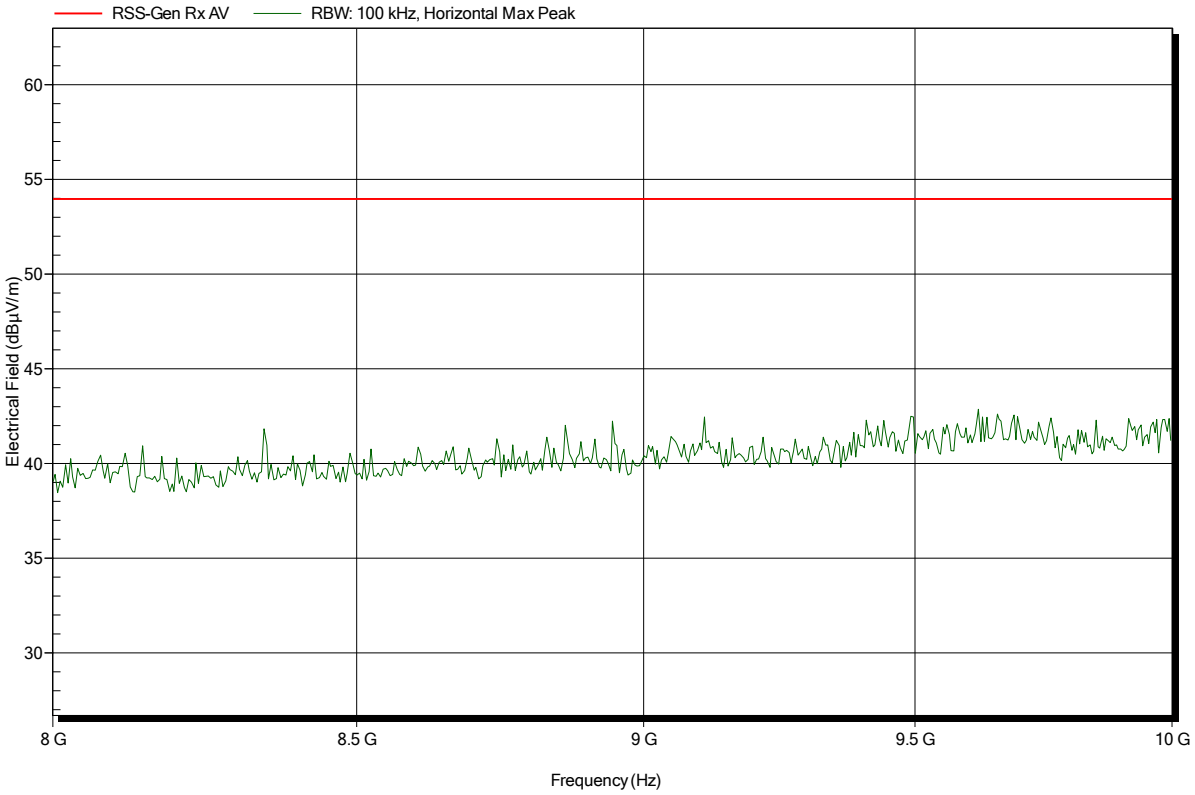

Spurious emissions according to FCC part 22 Subpart H

Project number: G0M-1407-3973

Applicant:	BARTEC PIXAVI AS
EUT Name:	Smartphone
Model:	ImpactX
Test Site:	Eurofins Product Service GmbH
Operator:	Mr. Handrik
Test Conditions:	Tnom: 24°C, Vnom: 3.7 V DC
Antenna:	Rohde & Schwarz HK 116, Vertical
Measurement distance:	3 m
Mode:	RX; WCDMA FDD V, Ch.: 4175
Test Date:	2014-09-25
Note:	EUT vertical

Index 118

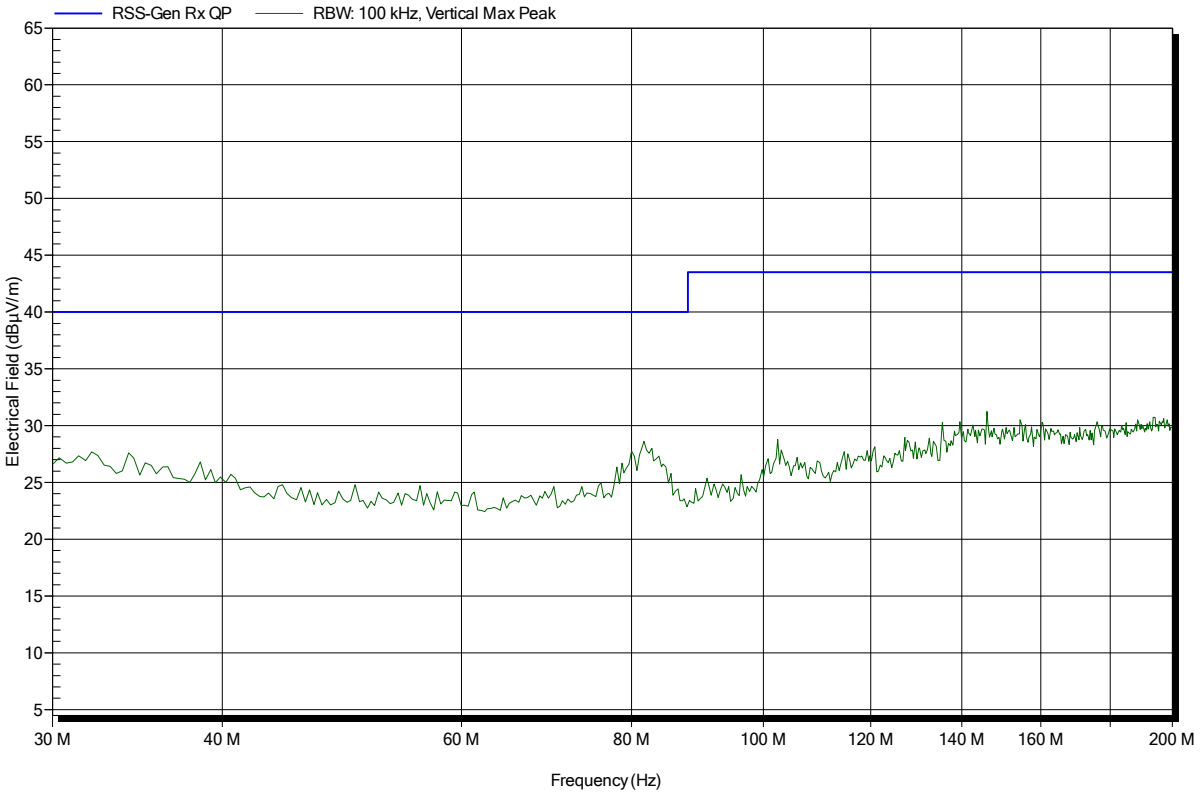

Spurious emissions according to FCC part 22 Subpart H

Project number: G0M-1407-3973

Applicant:	BARTEC PIXAVI AS
EUT Name:	Smartphone
Model:	ImpactX
Test Site:	Eurofins Product Service GmbH
Operator:	Mr. Handrik
Test Conditions:	Tnom: 24°C, Vnom: 3.7 V DC
Antenna:	Rohde & Schwarz HK 116, Horizontal
Measurement distance:	3 m
Mode:	RX; WCDMA FDD V, Ch.: 4175
Test Date:	2014-09-25
Note:	EUT vertical

Index 119

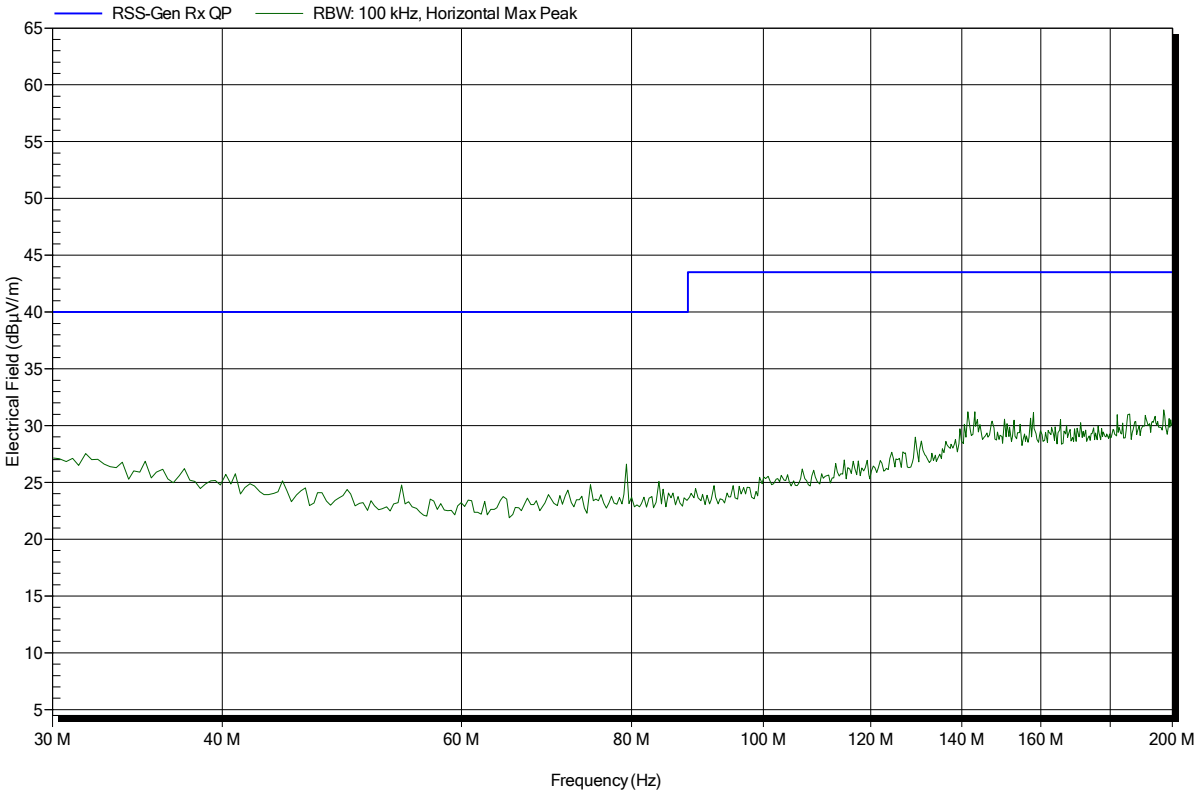

Spurious emissions according to FCC part 22 Subpart H

Project number: G0M-1407-3973

Applicant:	BARTEC PIXAVI AS
EUT Name:	Smartphone
Model:	ImpactX
Test Site:	Eurofins Product Service GmbH
Operator:	Mr. Handrik
Test Conditions:	Tnom: 24°C, Vnom: 3.7 V DC
Antenna:	Rohde & Schwarz HL 223, Vertical
Measurement distance:	3 m
Mode:	RX; WCDMA FDD V, Ch.: 4175
Test Date:	2014-09-25
Note:	EUT vertical

Index 116

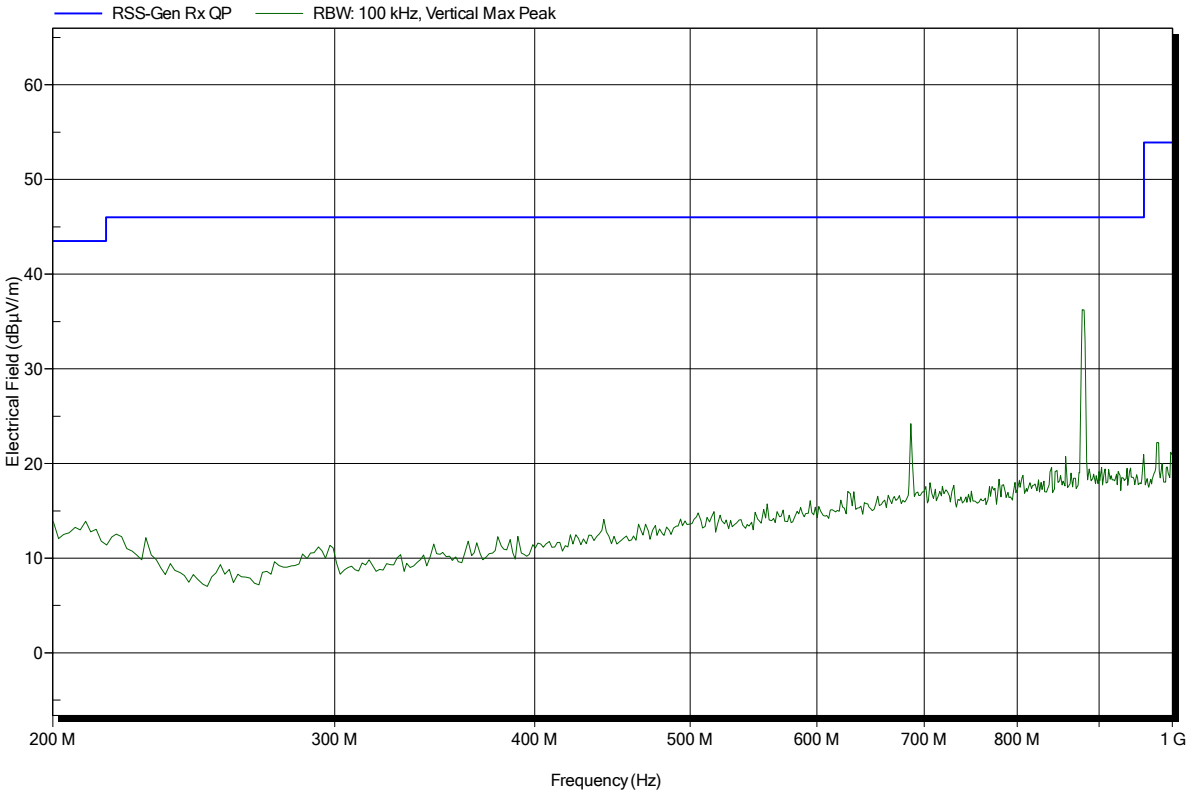

Spurious emissions according to FCC part 22 Subpart H

Project number: G0M-1407-3973

Applicant:	BARTEC PIXAVI AS
EUT Name:	Smartphone
Model:	ImpactX
Test Site:	Eurofins Product Service GmbH
Operator:	Mr. Handrik
Test Conditions:	Tnom: 24°C, Vnom: 3.7 V DC
Antenna:	Rohde & Schwarz HL 223, Horizontal
Measurement distance:	3 m
Mode:	RX; WCDMA FDD V, Ch.: 4175
Test Date:	2014-09-25
Note:	EUT vertical

Index 117

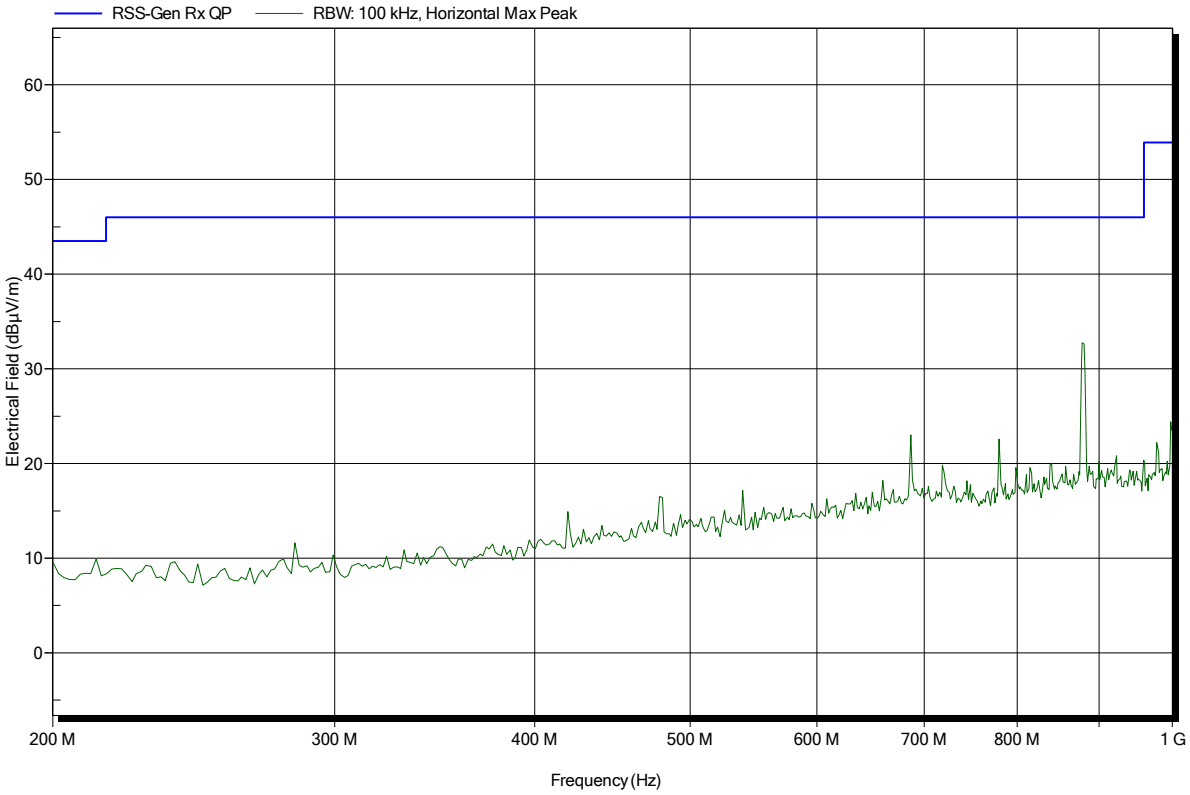

Spurious emissions according to FCC part 22 Subpart H

Project number: G0M-1407-3973

Applicant:	BARTEC PIXAVI AS
EUT Name:	Smartphone
Model:	ImpactX
Test Site:	Eurofins Product Service GmbH
Operator:	Mr. Handrik
Test Conditions:	Tnom: 24°C, Vnom: 3.7 V DC
Antenna:	Rohde & Schwarz HL 025, Vertical
Measurement distance:	3 m
Mode:	RX; WCDMA FDD V, Ch.: 4175
Test Date:	2014-09-25
Note:	EUT vertical

Index 114

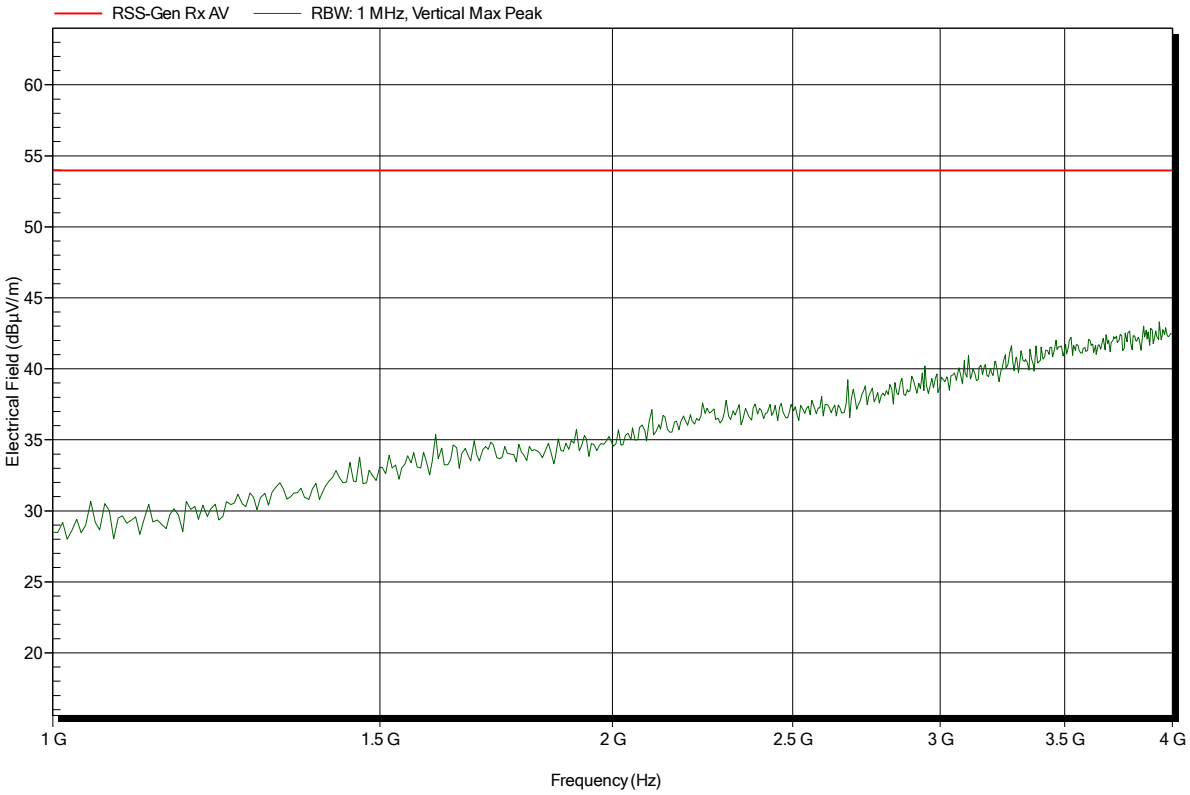

Spurious emissions according to FCC part 22 Subpart H

Project number: G0M-1407-3973

Applicant:	BARTEC PIXAVI AS
EUT Name:	Smartphone
Model:	ImpactX
Test Site:	Eurofins Product Service GmbH
Operator:	Mr. Handrik
Test Conditions:	Tnom: 24°C, Vnom: 3.7 V DC
Antenna:	Rohde & Schwarz HL 025, Horizontal
Measurement distance:	3 m
Mode:	RX; WCDMA FDD V, Ch.: 4175
Test Date:	2014-09-25
Note:	EUT vertical

Index 112

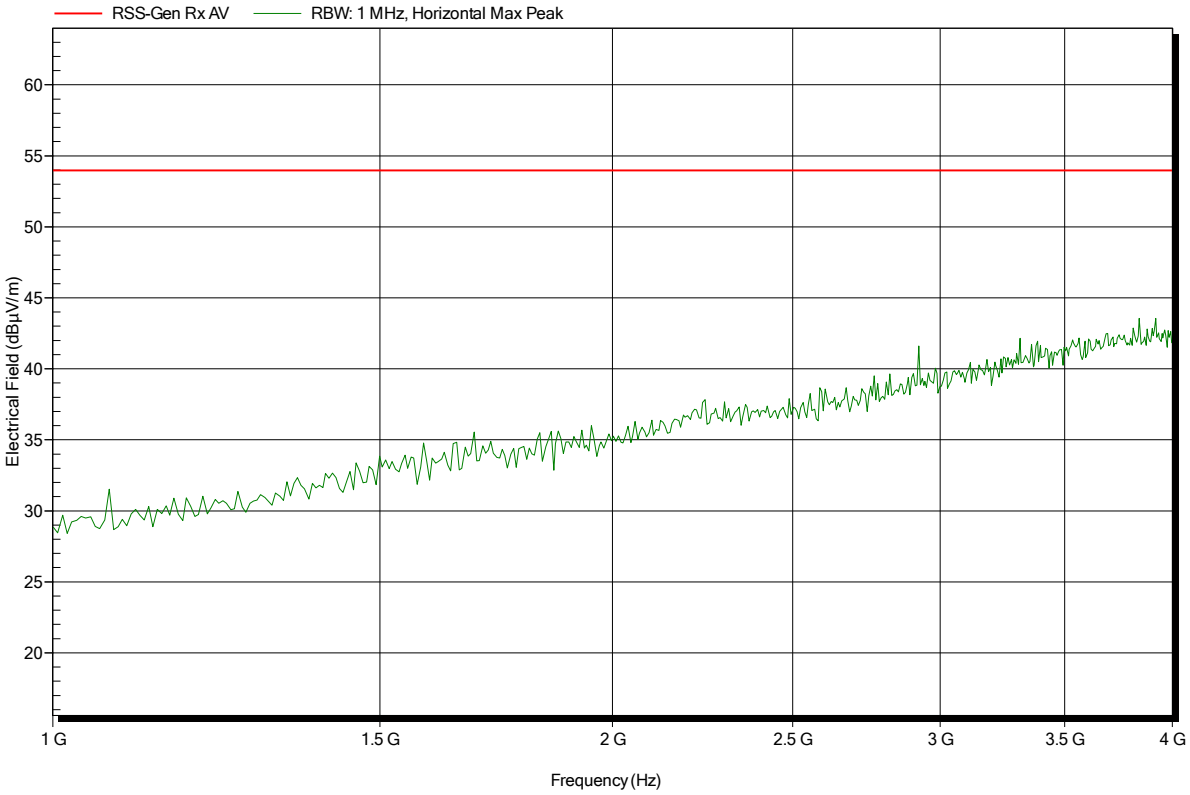

Spurious emissions according to FCC part 22 Subpart H

Project number: G0M-1407-3973

Applicant:	BARTEC PIXAVI AS
EUT Name:	Smartphone
Model:	ImpactX
Test Site:	Eurofins Product Service GmbH
Operator:	Mr. Handrik
Test Conditions:	Tnom: 24°C, Vnom: 3.7 V DC
Antenna:	Rohde & Schwarz HL 025, Vertical
Measurement distance:	3 m
Mode:	RX; WCDMA FDD V, Ch.: 4175
Test Date:	2014-09-25
Note:	EUT vertical

Index 115

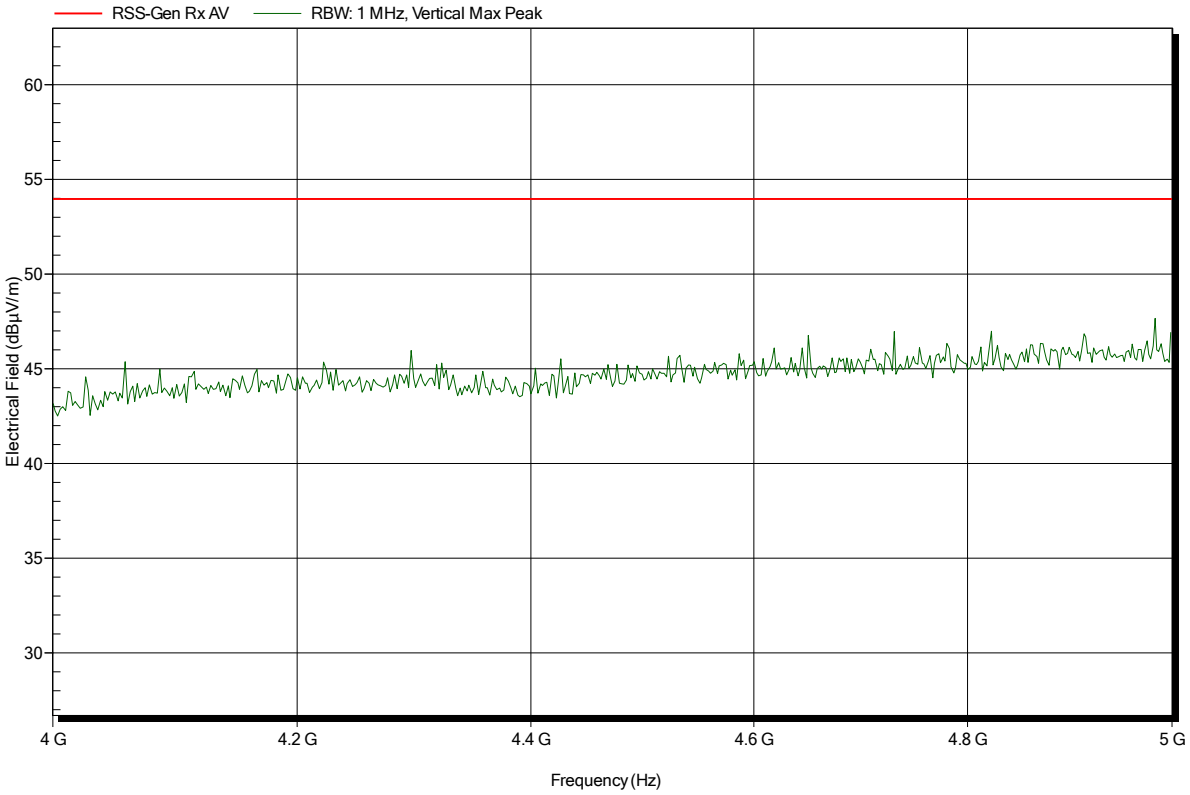

Spurious emissions according to FCC part 22 Subpart H

Project number: G0M-1407-3973

Applicant:	BARTEC PIXAVI AS
EUT Name:	Smartphone
Model:	ImpactX
Test Site:	Eurofins Product Service GmbH
Operator:	Mr. Handrik
Test Conditions:	Tnom: 24°C, Vnom: 3.7 V DC
Antenna:	Rohde & Schwarz HL 025, Horizontal
Measurement distance:	3 m
Mode:	RX; WCDMA FDD V, Ch.: 4175
Test Date:	2014-09-25
Note:	EUT vertical

Index 113

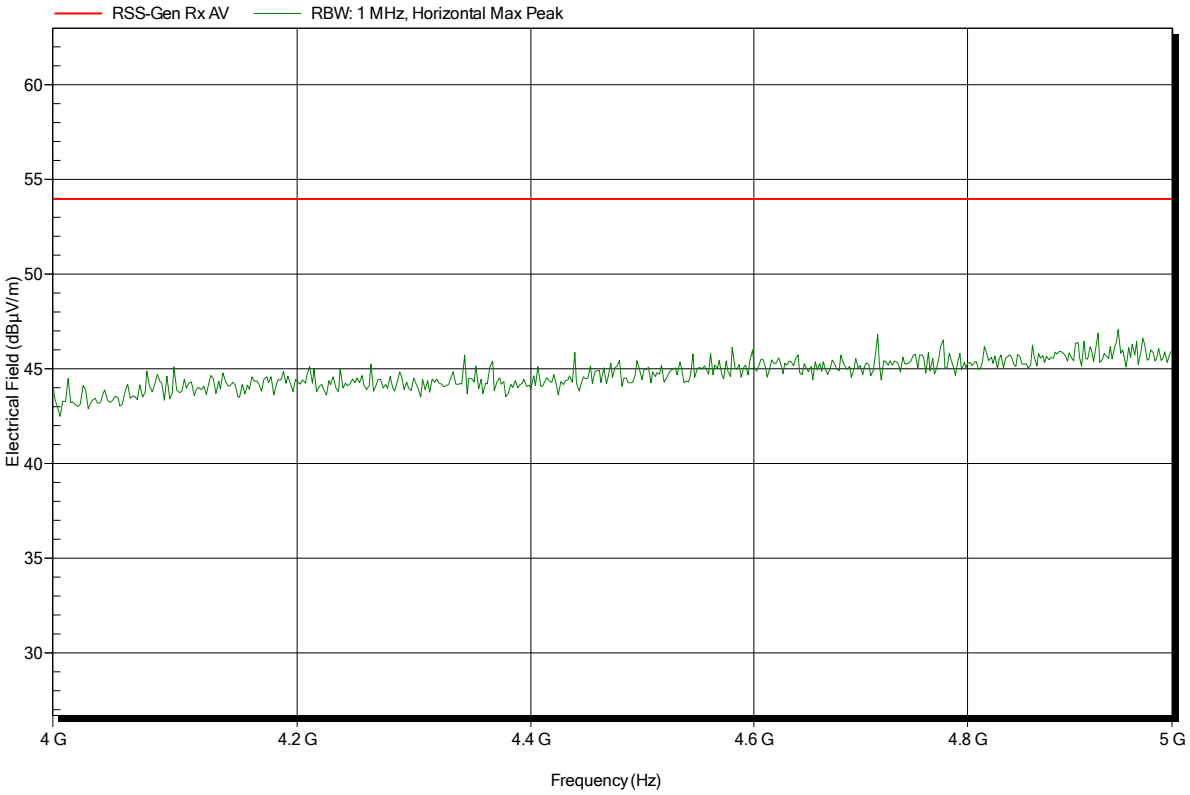

Spurious emissions according to FCC part 22 Subpart H

Project number: G0M-1407-3973

Applicant:	BARTEC PIXAVI AS
EUT Name:	Smartphone
Model:	ImpactX
Test Site:	Eurofins Product Service GmbH
Operator:	Mr. Handrik
Test Conditions:	Tnom: 24°C, Vnom: 3.7 V DC
Antenna:	Rohde & Schwarz HK 116, Vertical
Measurement distance:	3 m
Mode:	RX; WCDMA FDD II, Ch.: 9400
Test Date:	2014-09-25
Note:	EUT vertical

Index 121

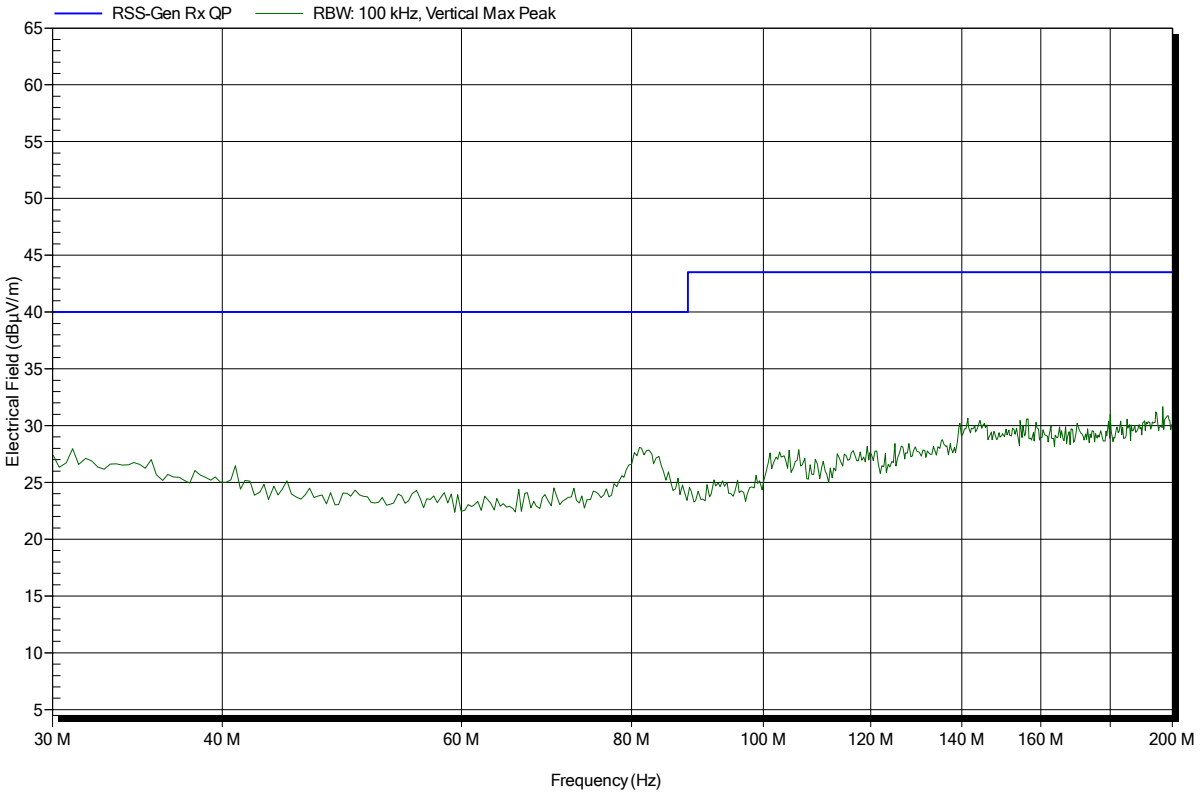

Spurious emissions according to FCC part 22 Subpart H

Project number: G0M-1407-3973

Applicant:	BARTEC PIXAVI AS
EUT Name:	Smartphone
Model:	ImpactX
Test Site:	Eurofins Product Service GmbH
Operator:	Mr. Handrik
Test Conditions:	Tnom: 24°C, Vnom: 3.7 V DC
Antenna:	Rohde & Schwarz HK 116, Horizontal
Measurement distance:	3 m
Mode:	RX; WCDMA FDD II, Ch.: 9400
Test Date:	2014-09-25
Note:	EUT vertical

Index 120

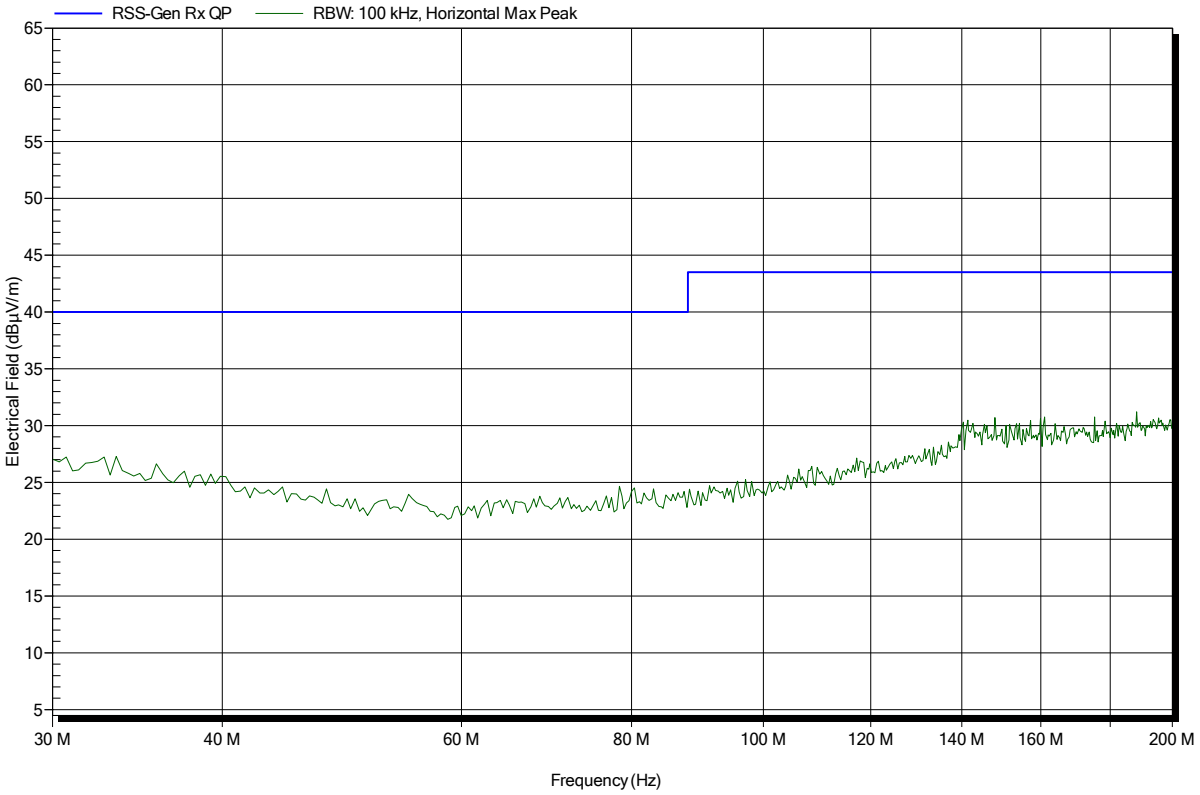

Spurious emissions according to FCC part 22 Subpart H

Project number: G0M-1407-3973

Applicant:	BARTEC PIXAVI AS
EUT Name:	Smartphone
Model:	ImpactX
Test Site:	Eurofins Product Service GmbH
Operator:	Mr. Handrik
Test Conditions:	Tnom: 24°C, Vnom: 3.7 V DC
Antenna:	Rohde & Schwarz HL 223, Vertical
Measurement distance:	3 m
Mode:	RX; WCDMA FDD II, Ch.: 9400
Test Date:	2014-09-25
Note:	EUT vertical

Index 122

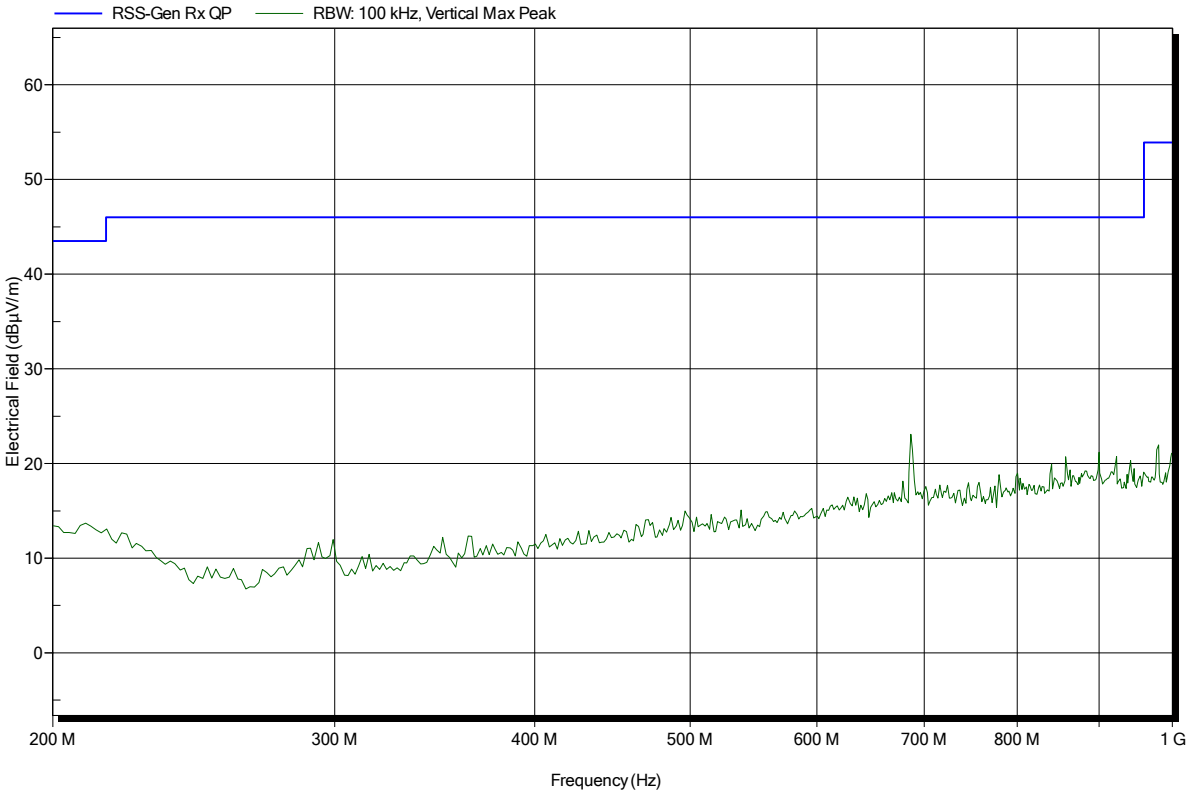

Spurious emissions according to FCC part 22 Subpart H

Project number: G0M-1407-3973

Applicant:	BARTEC PIXAVI AS
EUT Name:	Smartphone
Model:	ImpactX
Test Site:	Eurofins Product Service GmbH
Operator:	Mr. Handrik
Test Conditions:	Tnom: 24°C, Vnom: 3.7 V DC
Antenna:	Rohde & Schwarz HL 223, Horizontal
Measurement distance:	3 m
Mode:	RX; WCDMA FDD II, Ch.: 9400
Test Date:	2014-09-25
Note:	EUT vertical

Index 123

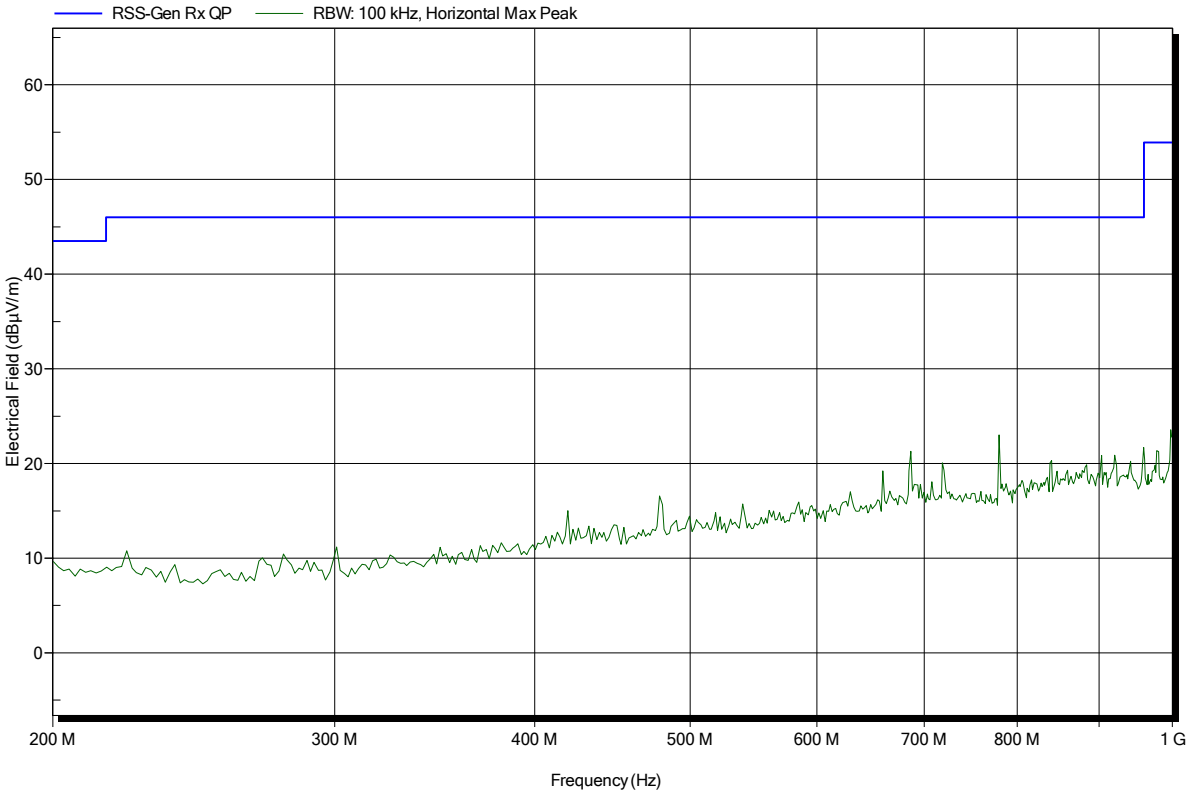

Spurious emissions according to FCC part 22 Subpart H

Project number: G0M-1407-3973

Applicant:	BARTEC PIXAVI AS
EUT Name:	Smartphone
Model:	ImpactX
Test Site:	Eurofins Product Service GmbH
Operator:	Mr. Handrik
Test Conditions:	Tnom: 24°C, Vnom: 3.7 V DC
Antenna:	Rohde & Schwarz HL 025, Vertical
Measurement distance:	3 m
Mode:	RX; WCDMA FDD II, Ch.: 9400
Test Date:	2014-09-25
Note:	EUT vertical

Index 124

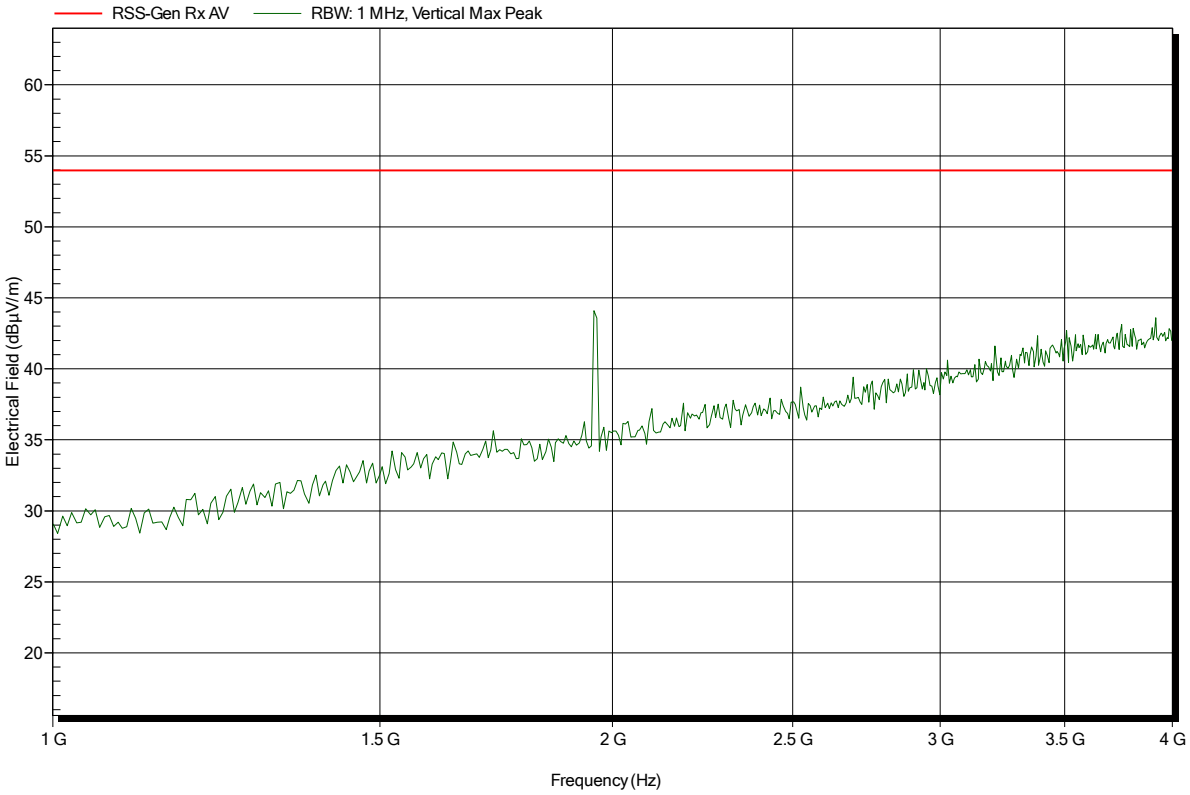

Spurious emissions according to FCC part 22 Subpart H

Project number: G0M-1407-3973

Applicant:	BARTEC PIXAVI AS
EUT Name:	Smartphone
Model:	ImpactX
Test Site:	Eurofins Product Service GmbH
Operator:	Mr. Handrik
Test Conditions:	Tnom: 24°C, Vnom: 3.7 V DC
Antenna:	Rohde & Schwarz HL 025, Horizontal
Measurement distance:	3 m
Mode:	RX; WCDMA FDD II, Ch.: 9400
Test Date:	2014-09-25
Note:	EUT vertical

Index 129

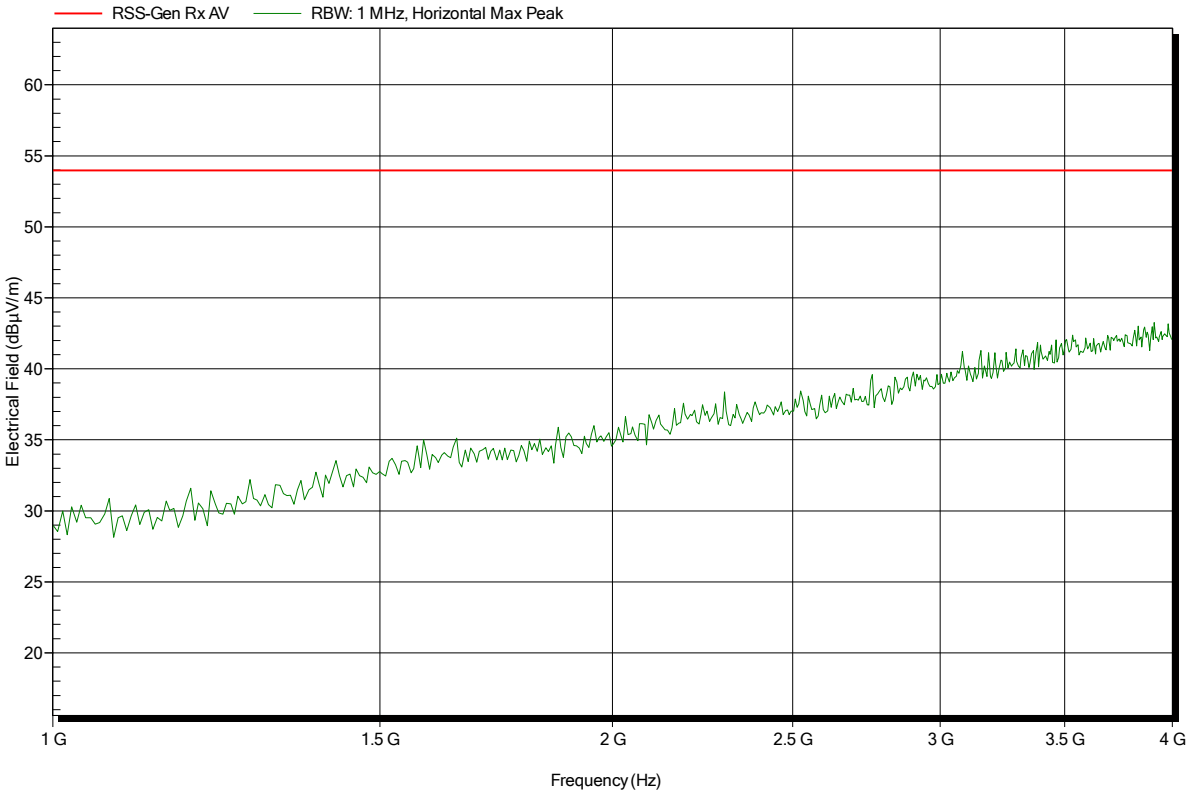

Spurious emissions according to FCC part 22 Subpart H

Project number: G0M-1407-3973

Applicant:	BARTEC PIXAVI AS
EUT Name:	Smartphone
Model:	ImpactX
Test Site:	Eurofins Product Service GmbH
Operator:	Mr. Handrik
Test Conditions:	Tnom: 24°C, Vnom: 3.7 V DC
Antenna:	Rohde & Schwarz HL 025, Vertical
Measurement distance:	3 m
Mode:	RX; WCDMA FDD II, Ch.: 9400
Test Date:	2014-09-25
Note:	EUT vertical

Index 125

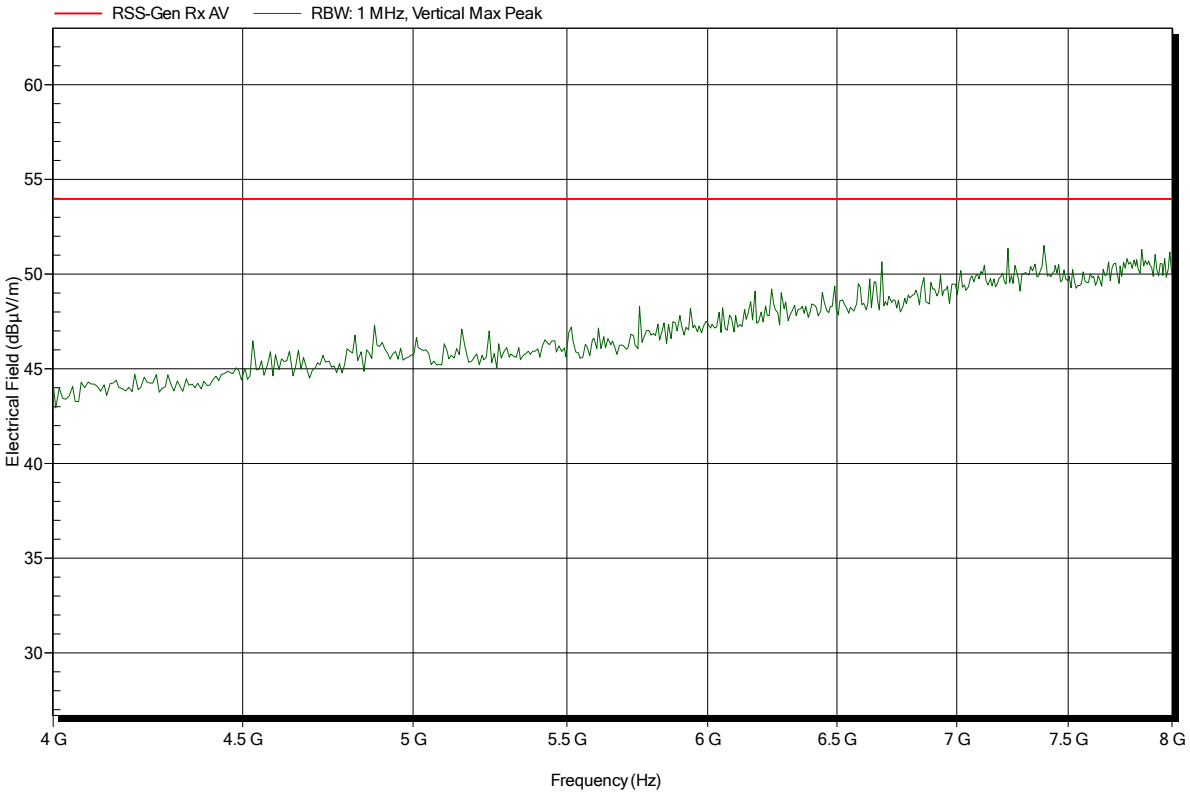

Spurious emissions according to FCC part 22 Subpart H

Project number: G0M-1407-3973

Applicant:	BARTEC PIXAVI AS
EUT Name:	Smartphone
Model:	ImpactX
Test Site:	Eurofins Product Service GmbH
Operator:	Mr. Handrik
Test Conditions:	Tnom: 24°C, Vnom: 3.7 V DC
Antenna:	Rohde & Schwarz HL 025, Horizontal
Measurement distance:	3 m
Mode:	RX; WCDMA FDD II, Ch.: 9400
Test Date:	2014-09-25
Note:	EUT vertical

Index 128

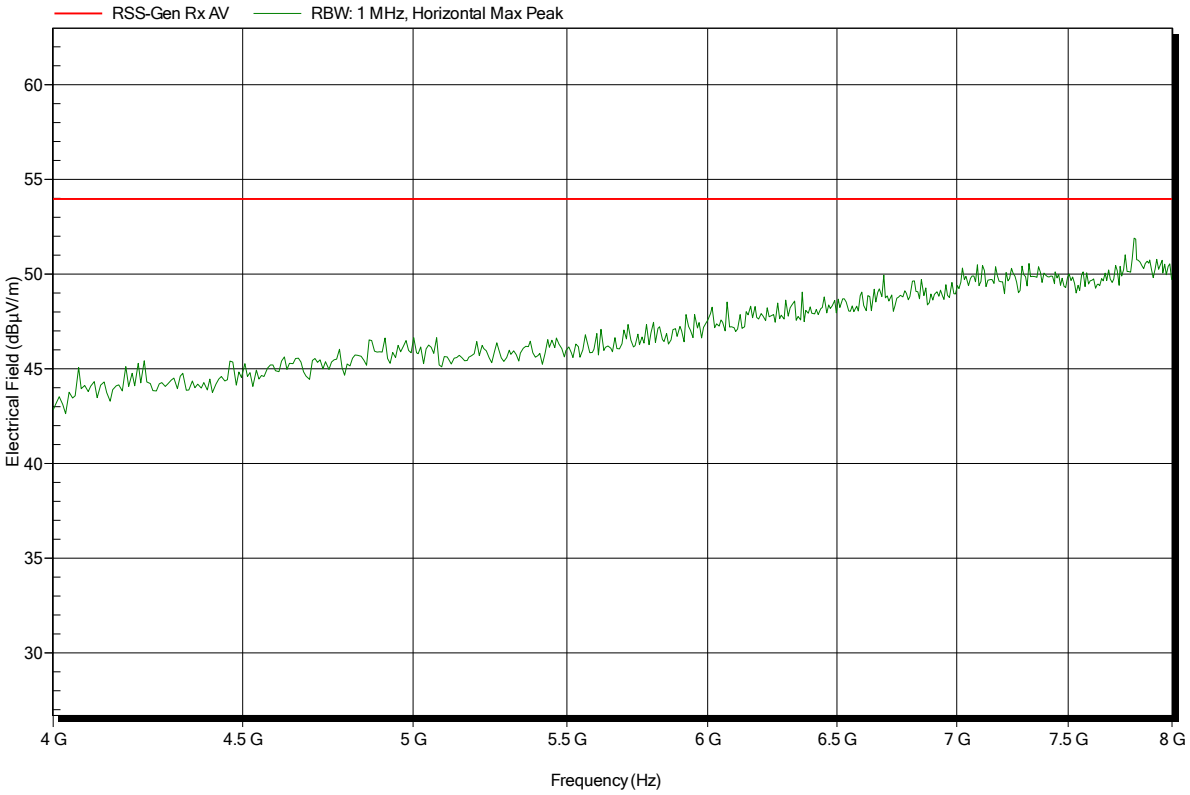

Spurious emissions according to FCC part 22 Subpart H

Project number: G0M-1407-3973

Applicant:	BARTEC PIXAVI AS
EUT Name:	Smartphone
Model:	ImpactX
Test Site:	Eurofins Product Service GmbH
Operator:	Mr. Handrik
Test Conditions:	Tnom: 24°C, Vnom: 3.7 V DC
Antenna:	Rohde & Schwarz HL 025, Vertical
Measurement distance:	3 m
Mode:	RX; WCDMA FDD II, Ch.: 9400
Test Date:	2014-09-25
Note:	EUT vertical

Index 126

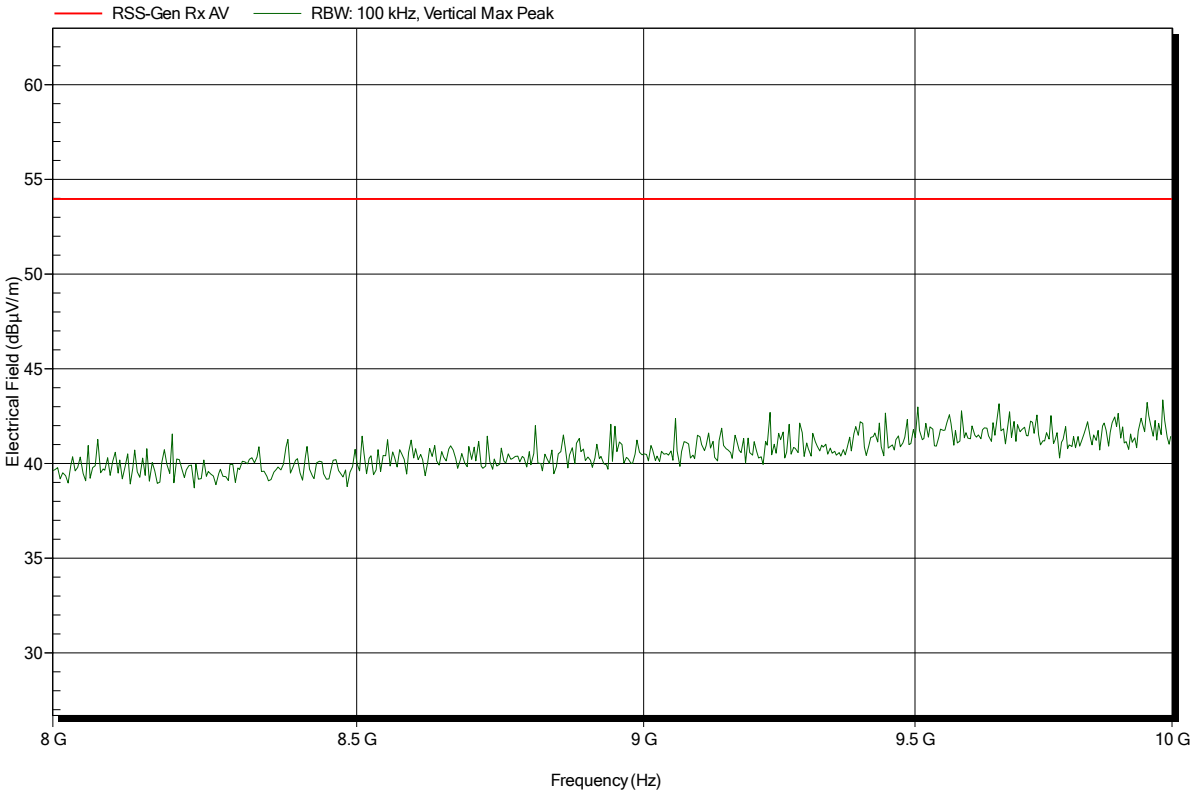

Spurious emissions according to FCC part 22 Subpart H

Project number: G0M-1407-3973

Applicant:	BARTEC PIXAVI AS
EUT Name:	Smartphone
Model:	ImpactX
Test Site:	Eurofins Product Service GmbH
Operator:	Mr. Handrik
Test Conditions:	Tnom: 24°C, Vnom: 3.7 V DC
Antenna:	Rohde & Schwarz HL 025, Horizontal
Measurement distance:	3 m
Mode:	RX; WCDMA FDD II, Ch.: 9400
Test Date:	2014-09-25
Note:	EUT vertical

Index 127

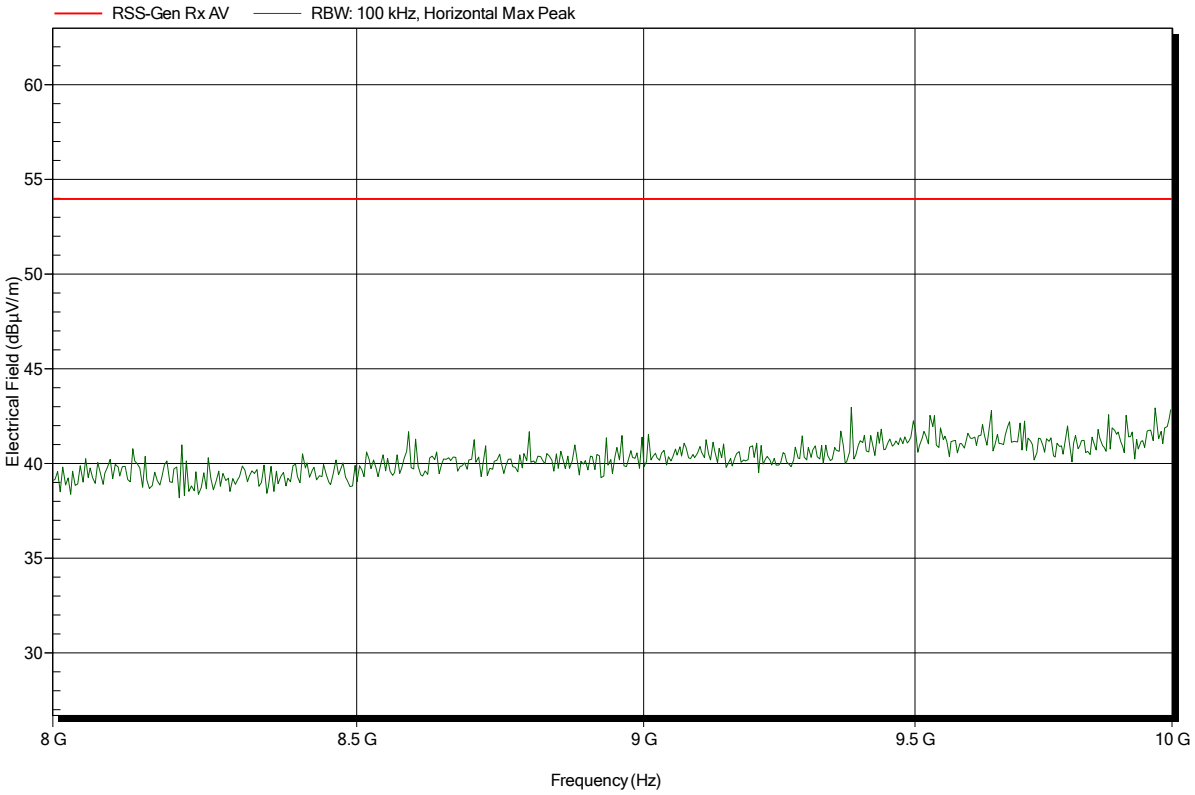

Spurious emissions according to FCC part 22 Subpart H

Project number: G0M-1407-3973

Applicant:	BARTEC PIXAVI AS
EUT Name:	Smartphone
Model:	ImpactX
Test Site:	Eurofins Product Service GmbH
Operator:	Mr. Handrik
Test Conditions:	Tnom: 24°C, Vnom: 3.7 V DC
Antenna:	Rohde & Schwarz HK 116, Vertical
Measurement distance:	3 m
Mode:	RX; WCDMA FDD IV, Ch.: 1450
Test Date:	2014-09-25
Note:	EUT vertical

Index 136

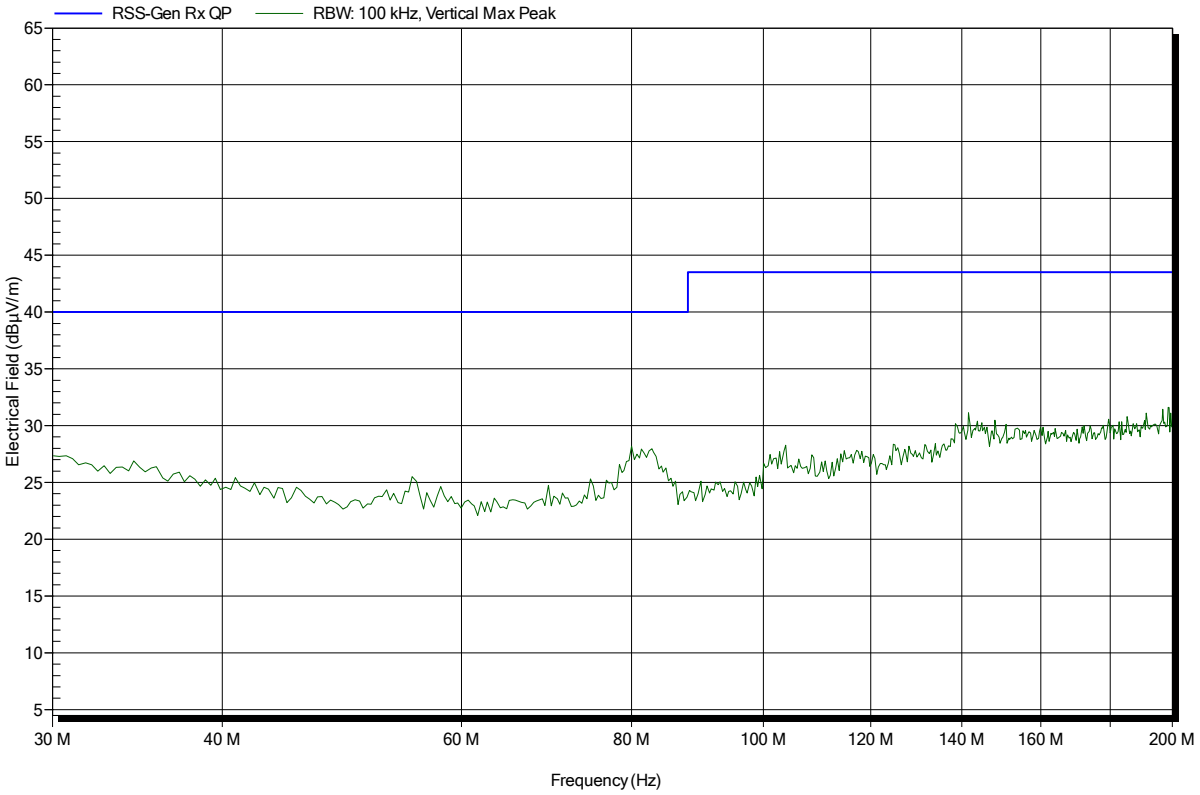

Spurious emissions according to FCC part 22 Subpart H

Project number: G0M-1407-3973

Applicant:	BARTEC PIXAVI AS
EUT Name:	Smartphone
Model:	ImpactX
Test Site:	Eurofins Product Service GmbH
Operator:	Mr. Handrik
Test Conditions:	Tnom: 24°C, Vnom: 3.7 V DC
Antenna:	Rohde & Schwarz HK 116, Horizontal
Measurement distance:	3 m
Mode:	RX; WCDMA FDD IV, Ch.: 1450
Test Date:	2014-09-25
Note:	EUT vertical

Index 137

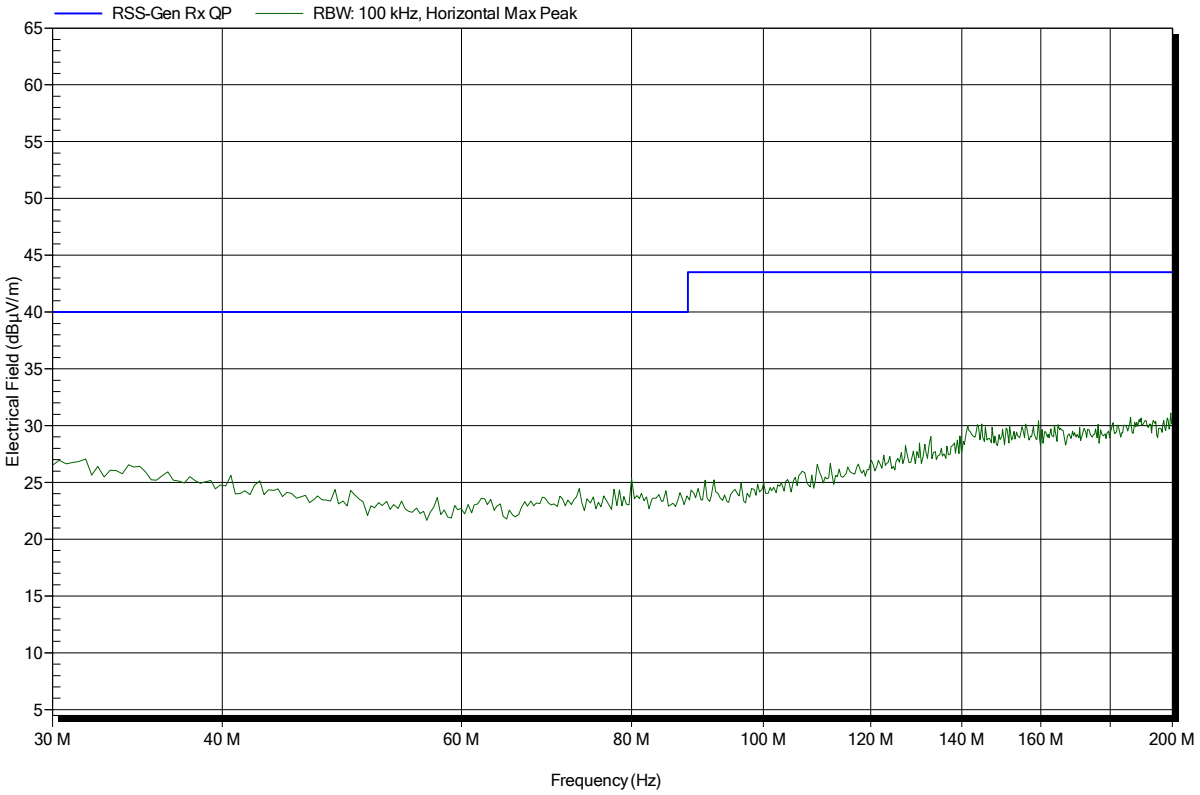

Spurious emissions according to FCC part 22 Subpart H

Project number: G0M-1407-3973

Applicant:	BARTEC PIXAVI AS
EUT Name:	Smartphone
Model:	ImpactX
Test Site:	Eurofins Product Service GmbH
Operator:	Mr. Handrik
Test Conditions:	Tnom: 24°C, Vnom: 3.7 V DC
Antenna:	Rohde & Schwarz HL 223, Vertical
Measurement distance:	3 m
Mode:	RX; WCDMA FDD IV, Ch.: 1450
Test Date:	2014-09-25
Note:	EUT vertical

Index 134

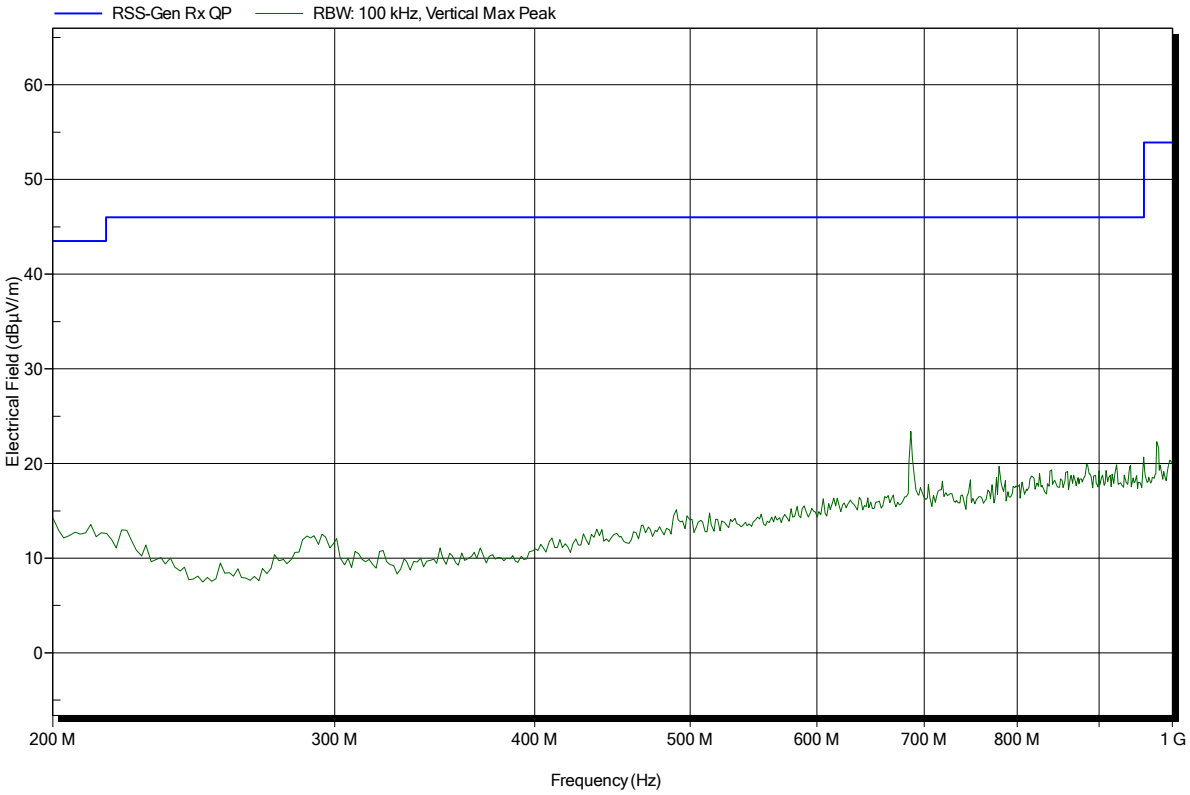

Spurious emissions according to FCC part 22 Subpart H

Project number: G0M-1407-3973

Applicant:	BARTEC PIXAVI AS
EUT Name:	Smartphone
Model:	ImpactX
Test Site:	Eurofins Product Service GmbH
Operator:	Mr. Handrik
Test Conditions:	Tnom: 24°C, Vnom: 3.7 V DC
Antenna:	Rohde & Schwarz HL 223, Horizontal
Measurement distance:	3 m
Mode:	RX; WCDMA FDD IV, Ch.: 1450
Test Date:	2014-09-25
Note:	EUT vertical

Index 135

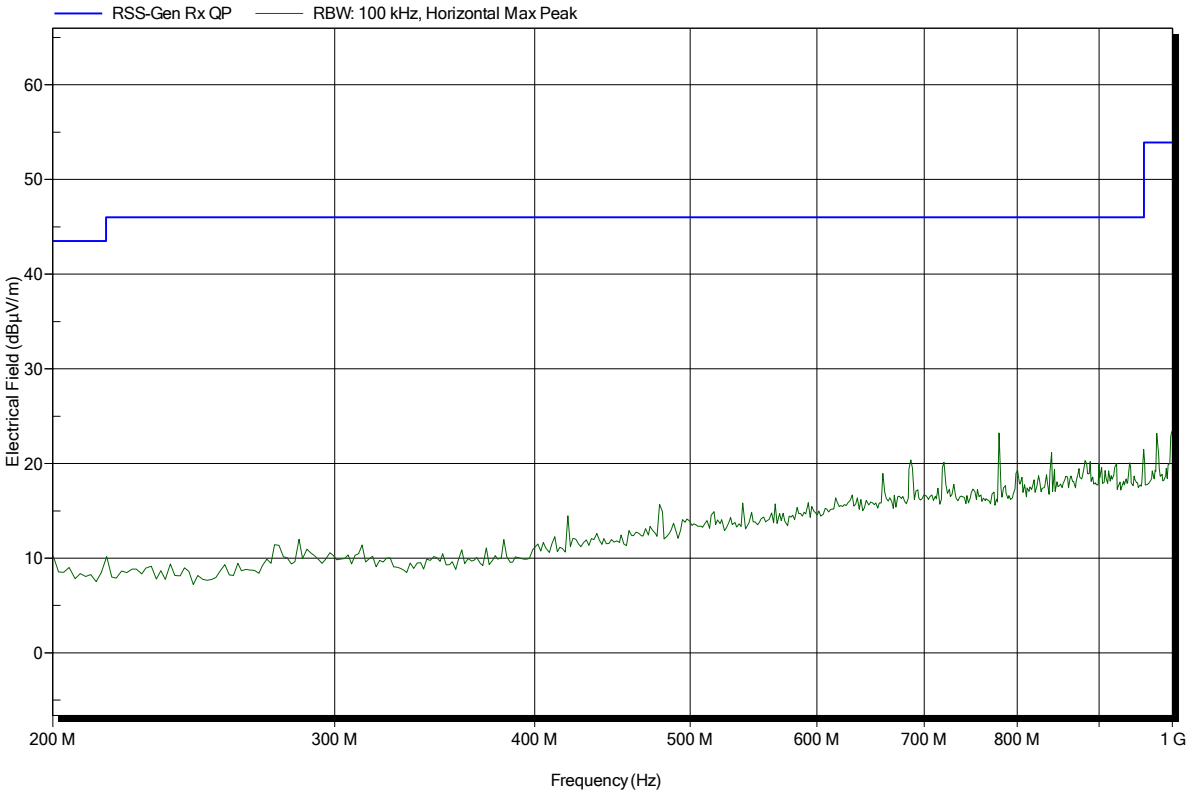

Spurious emissions according to FCC part 22 Subpart H

Project number: G0M-1407-3973

Applicant:	BARTEC PIXAVI AS
EUT Name:	Smartphone
Model:	ImpactX
Test Site:	Eurofins Product Service GmbH
Operator:	Mr. Handrik
Test Conditions:	Tnom: 24°C, Vnom: 3.7 V DC
Antenna:	Rohde & Schwarz HL 025, Vertical
Measurement distance:	3 m
Mode:	RX; WCDMA FDD IV, Ch.: 1450
Test Date:	2014-09-25
Note:	EUT vertical

Index 133

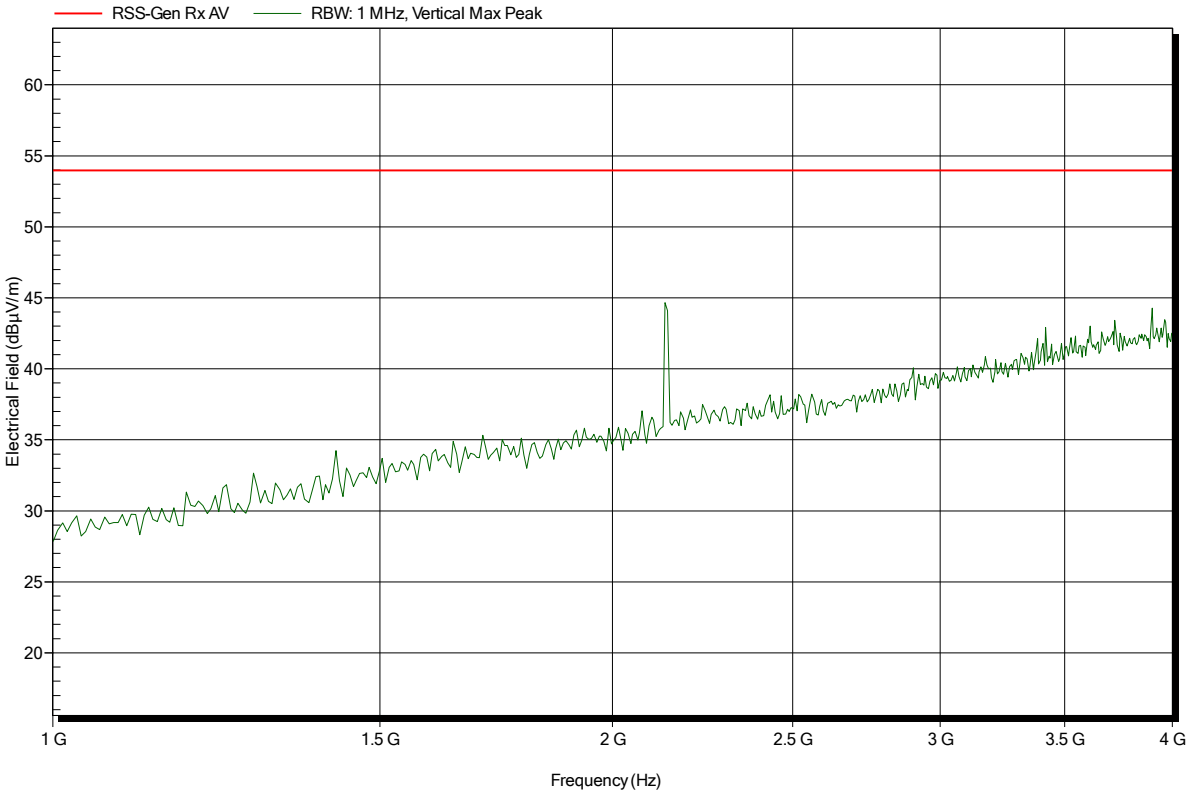

Spurious emissions according to FCC part 22 Subpart H

Project number: G0M-1407-3973

Applicant:	BARTEC PIXAVI AS
EUT Name:	Smartphone
Model:	ImpactX
Test Site:	Eurofins Product Service GmbH
Operator:	Mr. Handrik
Test Conditions:	Tnom: 24°C, Vnom: 3.7 V DC
Antenna:	Rohde & Schwarz HL 025, Horizontal
Measurement distance:	3 m
Mode:	RX; WCDMA FDD IV, Ch.: 1450
Test Date:	2014-09-25
Note:	EUT vertical

Index 130

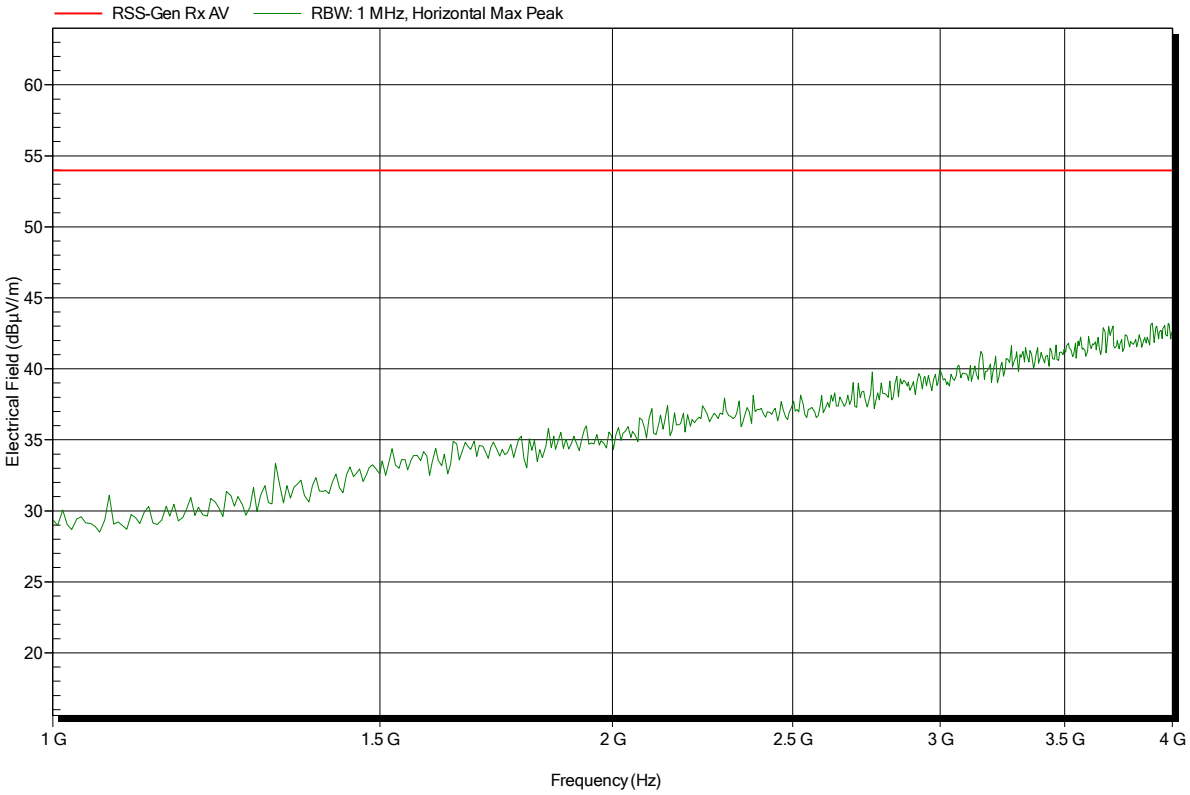

Spurious emissions according to FCC part 22 Subpart H

Project number: G0M-1407-3973

Applicant:	BARTEC PIXAVI AS
EUT Name:	Smartphone
Model:	ImpactX
Test Site:	Eurofins Product Service GmbH
Operator:	Mr. Handrik
Test Conditions:	Tnom: 24°C, Vnom: 3.7 V DC
Antenna:	Rohde & Schwarz HL 025, Vertical
Measurement distance:	3 m
Mode:	RX; WCDMA FDD IV, Ch.: 1450
Test Date:	2014-09-25
Note:	EUT vertical

Index 132

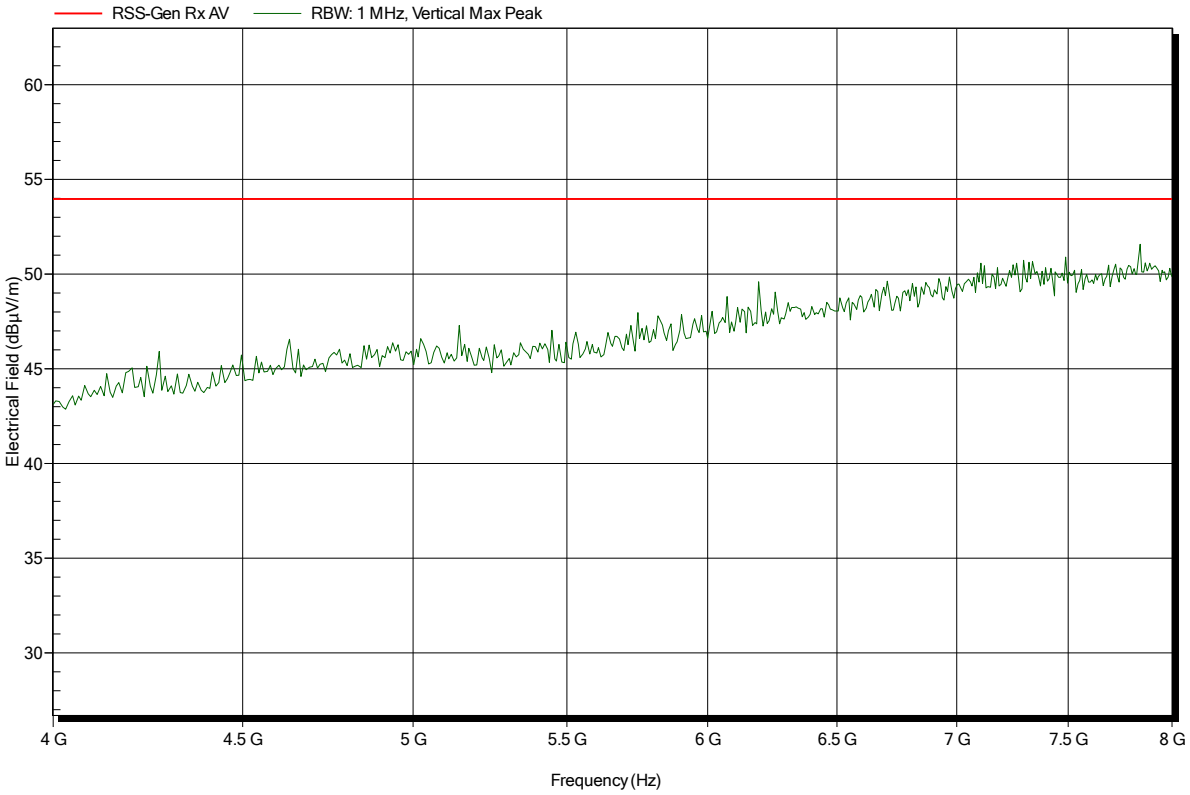

Spurious emissions according to FCC part 22 Subpart H

Project number: G0M-1407-3973

Applicant:	BARTEC PIXAVI AS
EUT Name:	Smartphone
Model:	ImpactX
Test Site:	Eurofins Product Service GmbH
Operator:	Mr. Handrik
Test Conditions:	Tnom: 24°C, Vnom: 3.7 V DC
Antenna:	Rohde & Schwarz HL 025, Horizontal
Measurement distance:	3 m
Mode:	RX; WCDMA FDD IV, Ch.: 1450
Test Date:	2014-09-25
Note:	EUT vertical
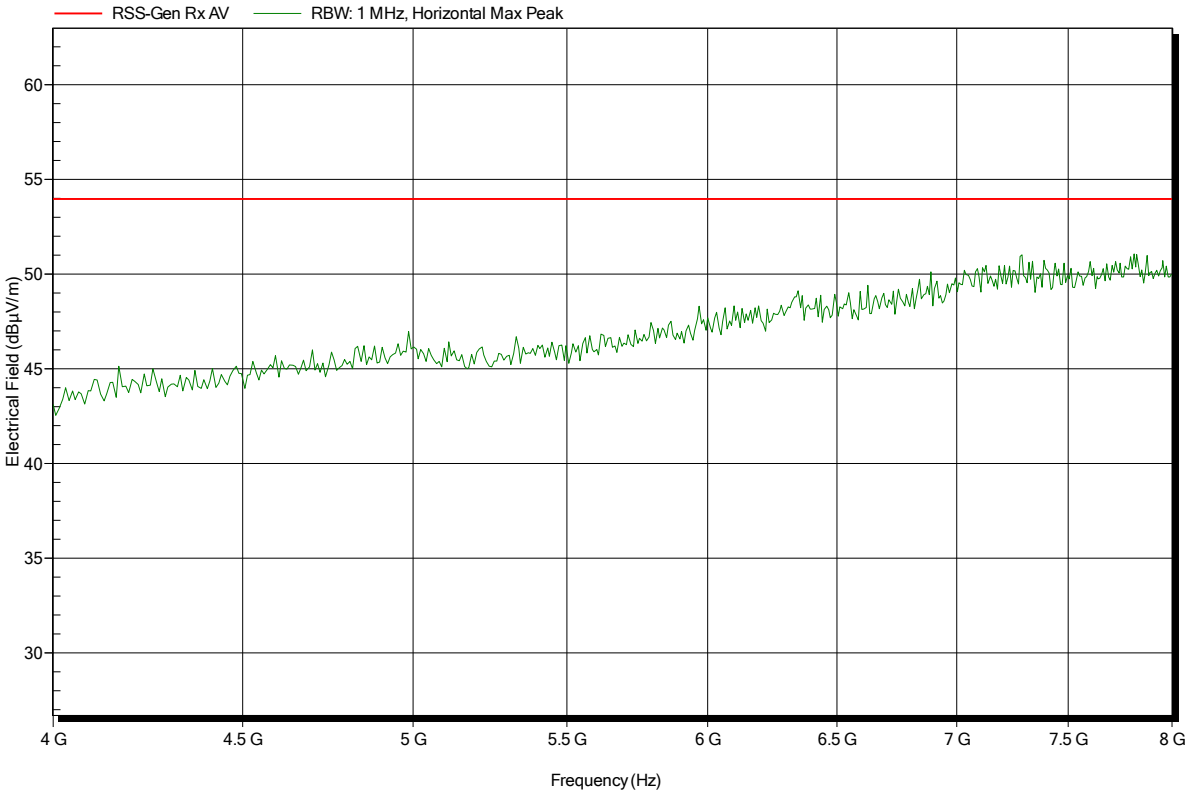
Index 131