LERAVAN

魔力贴

Magic Touch

Massage Master In The Pocket

User Manual

THE COMPOSITION OF PRODUCTS AND ACCESSORIES

The following items are included in the packing box

Hosting Product

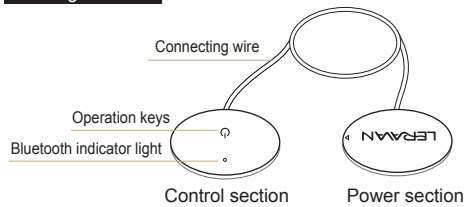

Accessory

electrode slice (2pair)

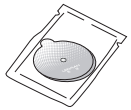

CR2032battery (2pcs)

Storage bag

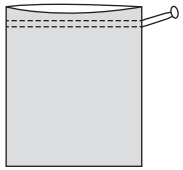

User manual

Electrode slice (A)

Electrode slice (B)

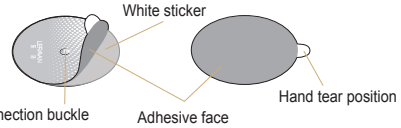

PASTE METHOD

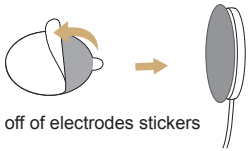

Tear off of electrodes stickers

⚠ Note:
Used for the first time, please open the battery cover (Refer to the battery replacement), take out the battery. Take out the battery slot insulation piece, reload the battery into the host.

Diagram of massage position

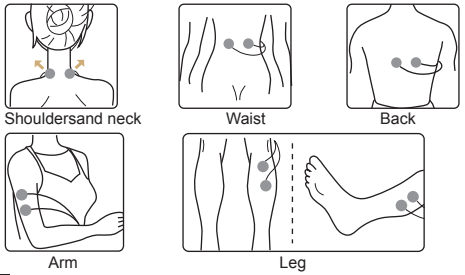

Battery Use

Please correct installation ⊕⊖ pole of the battery

Have run out of battery should be removed immediately, and change the new battery with the same model at the same time
Please take out the battery when not in use for a long time(more than 3 months)

Do not heat the battery, or thrown into the fire

Please abide by the provisions of the local processing after use of the battery

Points for Attention

Abandoned this product, please in accordance with the relevant environmental protection regulations of the city for processing

Please do not use, store the product in the following places.
- The place of direct sunlight
- The place of high temperature and high humidity
- The places where there is water
- The dusty place
- The place near the fireworks
- The place of vulnerable to vibration impact
- The place of strong electromagnetic

Pay attention to the dust when storage the electrode
- Electrodes with dust, will reduce the viscosity

TECHNICAL PARAMETER

Designation	Massage Minimachine
Power&Voltage	2.2~3.3V(2032button battery)
Pulse Width	Under200us, error of +-10%
Battery Life	About 1 month(Continuous use 15 minutes a day)
Input Current	Mam:30mA in the strongest work mode
Standby Power Consumption	Max:10uA
Output Voltage	0~100V +-10%,
Rated Time	15 minutes
Work Environment	operating temperature: 0ºC~+45ºC; operating humidity: 10%-90%
Storage Environment	storage temperature: -10ºC~+70ºC; Storage humidity: 10%-90%
Recovery Time	5s(aim at the electrodes shed when using)
BLE Communication Distance	In 10M(open air)
Weight	The host unit:19g(not contain battery and electrodes); host+box:77g(not contain battery and electrodes)
Noumenon Dimention	38x10(mm)
Box Dimention	120x66x22.5(mm)
Operating Principle	Use of muscle and nerve response to low frequency electric circulation make the skin surface weak low frequency current local auxiliary massage to the body
Accessory	Hosting product\storage bag\user manual\electrode slice(2pair)\CR2032battery(2pcs)

USE MODE

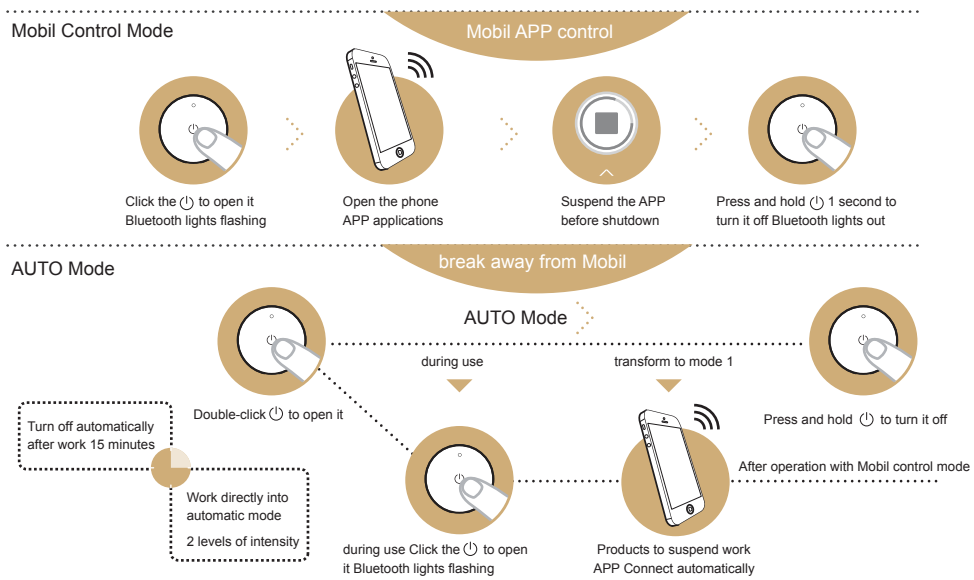

BATTERY REPLACEMENT

Recommend to use batteryCR2032
Please be sure to turn off the power before switching

Please replace the battery when battery flashes

Battery life:about 1 month
(Continuous use 15 minutes a day)

1. Open the shell of host power supply

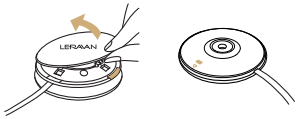

2. Remove the old battery

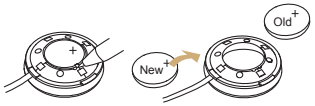

3. +pole of the battery upwards, assembled battery

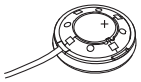

4. Lock the battery cover

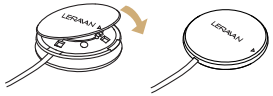

ELECTRODE SLICE REPLACEMENT

Please be sure to turn off the power before switching

1.Remove the electrode slice from the connection buckle
2.put the new electrode slice into the connection buckle

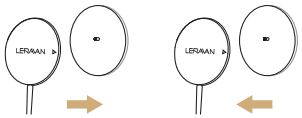

Long-term unused
1. Remove the battery
2. Use again, confirm that the LED lights

AFTER USING

Please be sure to tidy up after poweroff and LED light off.

1. Confirm the power is turned off, the electrode slice gently removed from the skin
Note:can hold the hand position reserved to take electrode

2. Take the original stickers back to electrodes

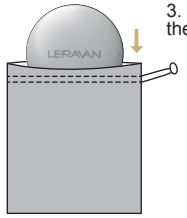

3. Put the Magic Touch stick into the storage bag

ONE YEAR LIMITED WARRANTY

This product promise users since the acquisition date, under normal use if the host appeared quality problem, free warranty for one year.The electrodes slice and the battery is consumables, is beyond the scope of the warranty

FCC DISCLAIMER

Caution: The user is cautioned that changes or modifications not expressly approved by the party responsible for compliance could void the user's authority to operate the equipment.

This device complies with Part 15 of the FCC Rules. Operation is subject to the following two conditions: (1) this device may not cause harmful interference, and (2) this device must accept any interference received, including interference that may cause undesired operation.

CARE AND MAINTENANCE

Care and maintenance of electrode slice

1. Remove the electrode slice from host
2. Drip about 10 drops of water, clear the dirt with Finger abdomen
   - do not use nails or brush
   - do not soak in water
   - do not wash, hang put
   - do not use detergent
3. Dry moisture
4. The water vapour on the surface should be drying fully
   - Do not use paper towel or rag to wipe paste
   - Avoid direct sun
   - The electrodes slice is consumables, if there are damage or dirt on surface of the paste, please change in time

Care and maintenance of Host

- Please use the cloth with water or warm water to wipe the host
- Never use Thinner, Volatile Oil, Alcohol etc, or easy to cause adverse or partly damaged, color, etc
- Can not wash the product directly to the faucet

NOTE: This equipment has been tested and found to comply with the limits for a Class B digital device, pursuant to Part 15 of the FCC Rules. These limits are designed to provide reasonable protection against harmful interference in a residential installation. This equipment generates, uses and can radiate radio frequency energy and, if not installed and used in accordance with the instructions, may cause harmful interference to radio communications. However, there is no guarantee that interference will not occur in a particular installation.
If this equipment does cause harmful interference to radio or television reception, which can be determined by turning the equipment off and on, the user is encouraged to try to correct the interference by one or more of the following measures:
-- Reorient or relocate the receiving antenna.
-- Increase the separation between the equipment and receiver.
-- Connect the equipment into an outlet on a circuit different from that to which the receiver is connected.
-- Consult the dealer or an experienced radio/TV technician for help.

FCC Radiation Exposure Statement:
This equipment complies with FCC radiation exposure limits set forth for an uncontrolled environment.
This transmitter must not be co-located or operating in conjunction with any other antenna or transmitter.