Standard:	FCC Part 15.407	Test Distance:	3 m
Test item:	Band edge		
Frequency:	5270 MHz		
Mode:	Mode 10		
Ant.Polar.:	Vertical		

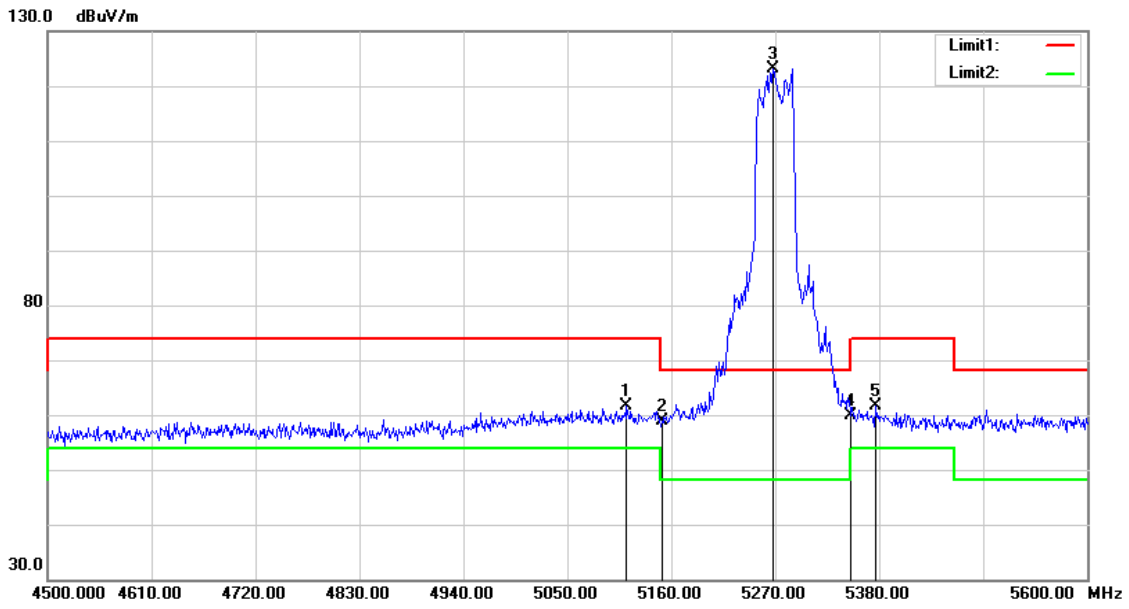

No.	Frequency (MHz)	Reading (dBuV)	Correct Factor (dB/m)	Result (dBuV/m)	Limit (dBuV/m)	Margin (dB)	Remark
1	5112.700	61.74	-0.15	61.59	74.00	-12.41	peak
2	5150.000	59.01	-0.08	58.93	74.00	-15.07	peak
3	5267.800	122.99	0.14	123.13	68.20	54.93	peak
4	5350.000	59.48	0.30	59.78	74.00	-14.22	peak
5	5375.600	61.29	0.34	61.63	74.00	-12.37	peak

Note:1.Result (dBuV/m) = Correct Factor (dB/m) + Reading(dBuV).

2.Correction factor (dB/m) = Antenna Factor (dB/m) + Cable loss (dB) – Pre-Amplifier gain (dB).

3.When the peak results are less than average limit, so not need to evaluate the average.

Standard:	FCC Part 15.407	Test Distance:	3 m
Test item:	Band edge		
Frequency:	5690 MHz		
Mode:	Mode 11		
Ant.Polar.:	Horizontal		

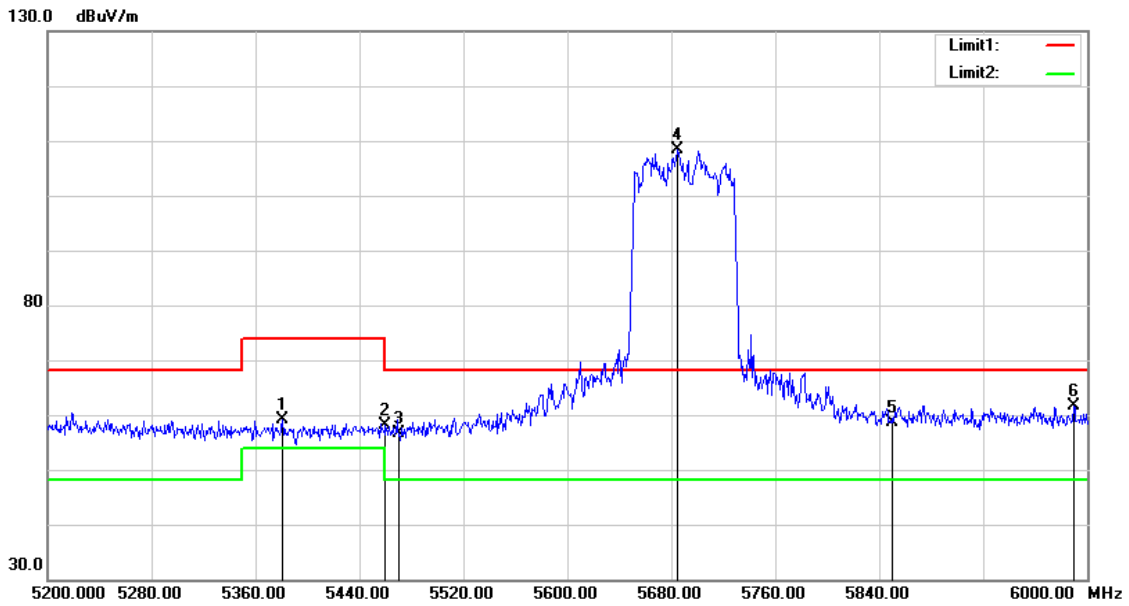

No.	Frequency (MHz)	Reading (dBuV)	Correct Factor (dB/m)	Result (dBuV/m)	Limit (dBuV/m)	Margin (dB)	Remark
1	5380.800	58.79	0.35	59.14	74.00	-14.86	peak
2	5460.000	57.51	0.51	58.02	74.00	-15.98	peak
3	5470.000	56.06	0.52	56.58	68.20	-11.62	peak
4	5684.800	107.33	1.07	108.40	68.20	40.20	peak
5	5850.000	57.17	1.52	58.69	68.20	-9.51	peak
6	5989.600	59.86	1.89	61.75	68.20	-6.45	peak

Note:1.Result (dBuV/m) = Correct Factor (dB/m) + Reading(dBuV).

2.Correction factor (dB/m) = Antenna Factor (dB/m) + Cable loss (dB) – Pre-Amplifier gain (dB).

3.When the peak results are less than average limit, so not need to evaluate the average.

Standard:	FCC Part 15.407	Test Distance:	3 m
Test item:	Band edge		
Frequency:	5690 MHz		
Mode:	Mode 11		
Ant.Polar.:	Vertical		

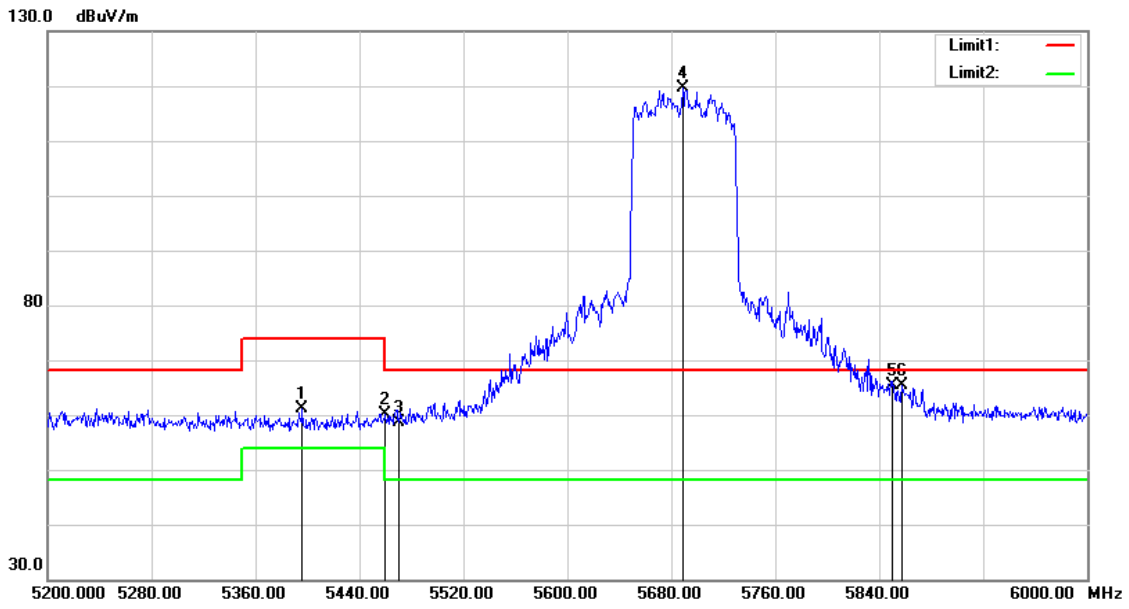

No.	Frequency (MHz)	Reading (dBuV)	Correct Factor (dB/m)	Result (dBuV/m)	Limit (dBuV/m)	Margin (dB)	Remark
1	5396.000	60.76	0.38	61.14	74.00	-12.86	peak
2	5460.000	59.54	0.51	60.05	74.00	-13.95	peak
3	5470.000	58.04	0.52	58.56	68.20	-9.64	peak
4	5688.800	118.65	1.08	119.73	68.20	51.53	peak
5	5850.000	63.75	1.52	65.27	68.20	-2.93	peak
6	5857.600	63.93	1.54	65.47	68.20	-2.73	peak

Note:1.Result (dBuV/m) = Correct Factor (dB/m) + Reading(dBuV).

2.Correction factor (dB/m) = Antenna Factor (dB/m) + Cable loss (dB) – Pre-Amplifier gain (dB).

3.When the peak results are less than average limit, so not need to evaluate the average.

Standard:	FCC Part 15.407	Test Distance:	3 m
Test item:	Band edge		
Frequency:	5815 MHz		
Mode:	Mode 12		
Ant.Polar.:	Horizontal		

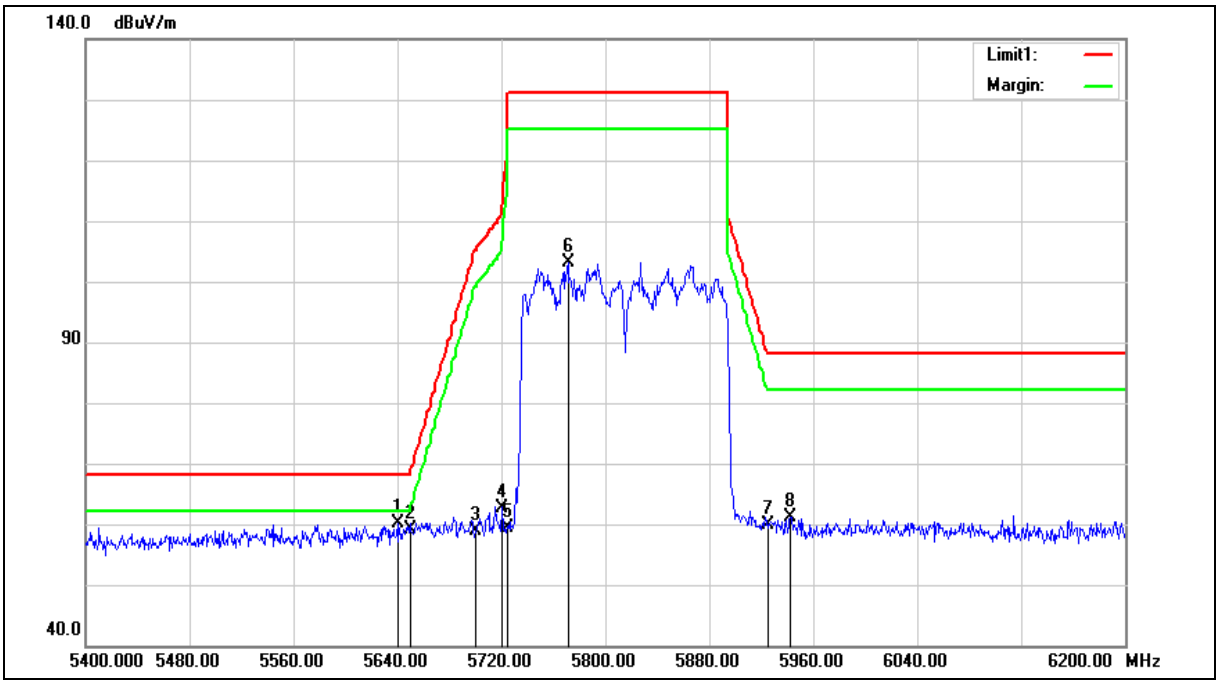

No.	Frequency (MHz)	Reading (dBuV)	Correct Factor (dB/m)	Result (dBuV/m)	Limit (dBuV/m)	Margin (dB)	Remark
1	5640.000	59.12	0.96	60.08	68.20	-8.12	peak
2	5650.000	58.04	0.97	59.01	68.20	-9.19	peak
3	5700.000	57.86	1.11	58.97	105.20	-46.23	peak
4	5720.000	61.42	1.17	62.59	110.80	-48.21	peak
5	5725.000	58.30	1.18	59.48	122.20	-62.72	peak
6	5771.200	101.82	1.31	103.13	131.20	-28.07	peak
7	5925.000	58.14	1.72	59.86	88.20	-28.34	peak
8	5942.400	59.29	1.77	61.06	88.20	-27.14	peak

Note:1.Result (dBuV/m) = Correct Factor (dB/m) + Reading(dBuV).

2.Correction factor (dB/m) = Antenna Factor (dB/m) + Cable loss (dB) – Pre-Amplifier gain (dB).

3.When the peak results are less than average limit, so not need to evaluate the average.

Standard:	FCC Part 15.407	Test Distance:	3 m
Test item:	Band edge		
Frequency:	5815 MHz		
Mode:	Mode 12		
Ant.Polar.:	Vertical		

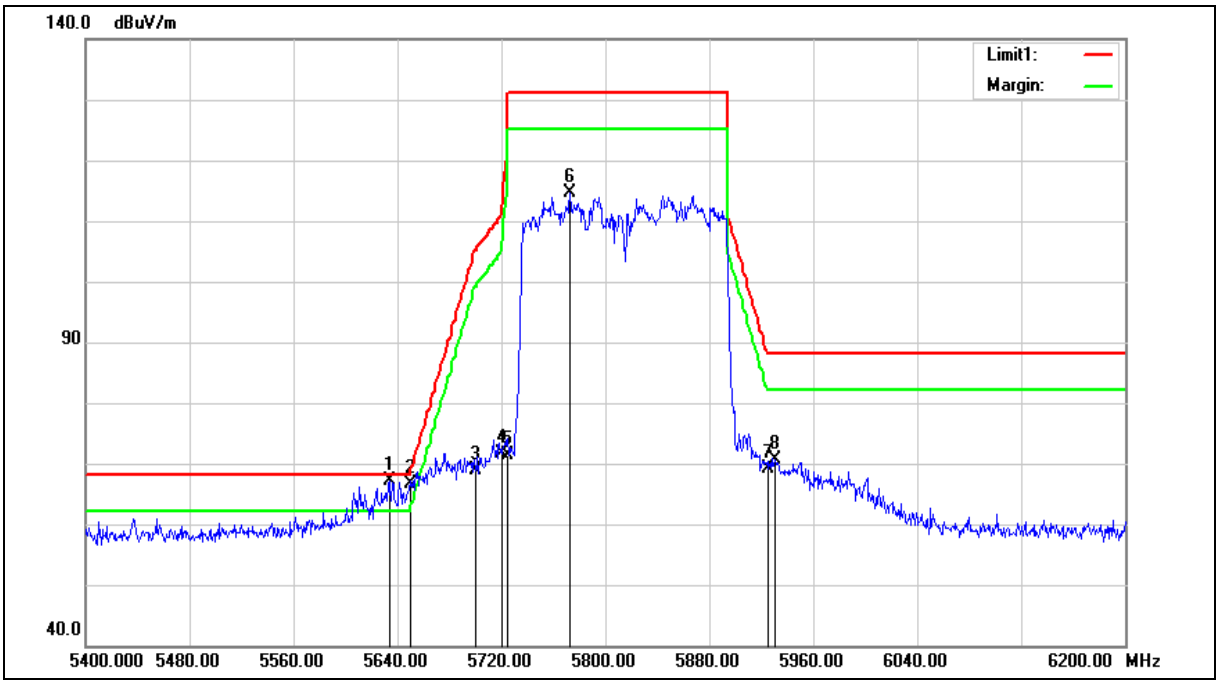

No.	Frequency (MHz)	Reading (dBuV)	Correct Factor (dB/m)	Result (dBuV/m)	Limit (dBuV/m)	Margin (dB)	Remark
1	5633.600	66.13	0.93	67.06	68.20	-1.14	peak
2	5650.000	65.64	0.97	66.61	68.20	-1.59	peak
3	5700.000	67.87	1.11	68.98	105.20	-36.22	peak
4	5720.000	70.36	1.17	71.53	110.80	-39.27	peak
5	5725.000	70.15	1.18	71.33	122.20	-50.87	peak
6	5772.800	113.42	1.31	114.73	131.20	-16.47	peak
7	5925.000	67.44	1.72	69.16	88.20	-19.04	peak
8	5930.400	68.82	1.74	70.56	88.20	-17.64	peak

Note:1.Result (dBuV/m) = Correct Factor (dB/m) + Reading(dBuV).

2.Correction factor (dB/m) = Antenna Factor (dB/m) + Cable loss (dB) – Pre-Amplifier gain (dB).

3.When the peak results are less than average limit, so not need to evaluate the average.

Average

Standard:	FCC Part 15.407	Test Distance:	3 m
Test item:	Band edge		
Frequency:	5280 MHz		
Mode:	Mode 9		
Ant.Polar.:	Horizontal		

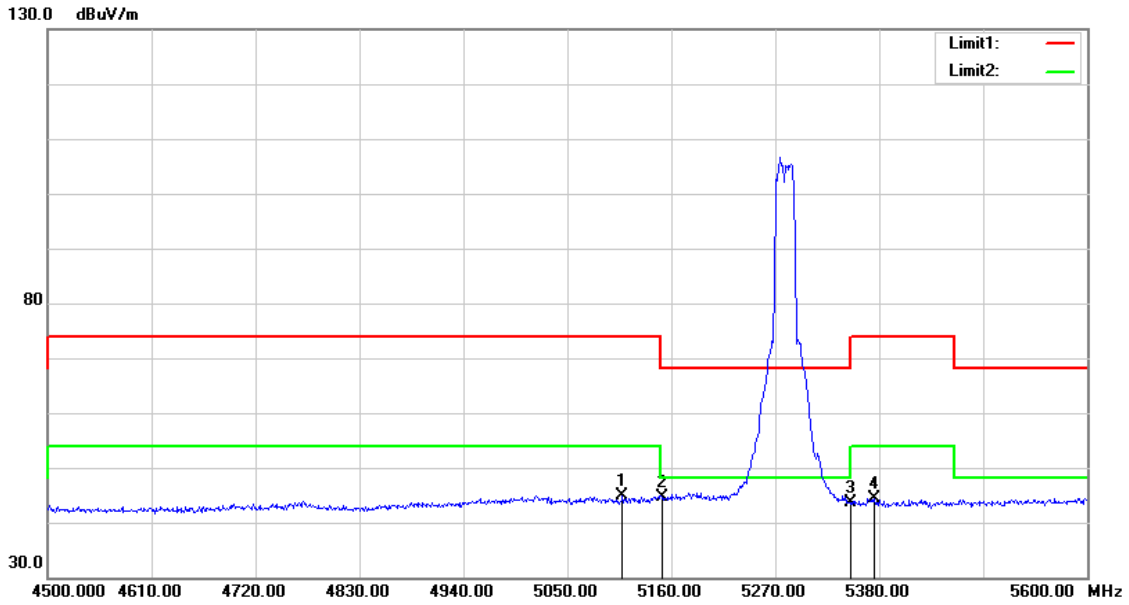

No.	Frequency (MHz)	Reading (dBuV)	Correct Factor (dB/m)	Result (dBuV/m)	Limit (dBuV/m)	Margin (dB)	Remark
1	5108.300	44.95	-0.15	44.80	54.00	-9.20	AVG
2	5150.000	44.77	-0.08	44.69	54.00	-9.31	AVG
3	5350.000	43.34	0.30	43.64	54.00	-10.36	AVG
4	5374.500	43.98	0.34	44.32	54.00	-9.68	AVG

Note:1.Result (dBuV/m) = Correct Factor (dB/m) + Reading(dBuV).

2.Correction factor (dB/m) = Antenna Factor (dB/m) + Cable loss (dB) – Pre-Amplifier gain (dB).

3.When the peak results are less than average limit, so not need to evaluate the average.

Standard:	FCC Part 15.407	Test Distance:	3 m
Test item:	Band edge		
Frequency:	5280 MHz		
Mode:	Mode 9		
Ant.Polar.:	Vertical		

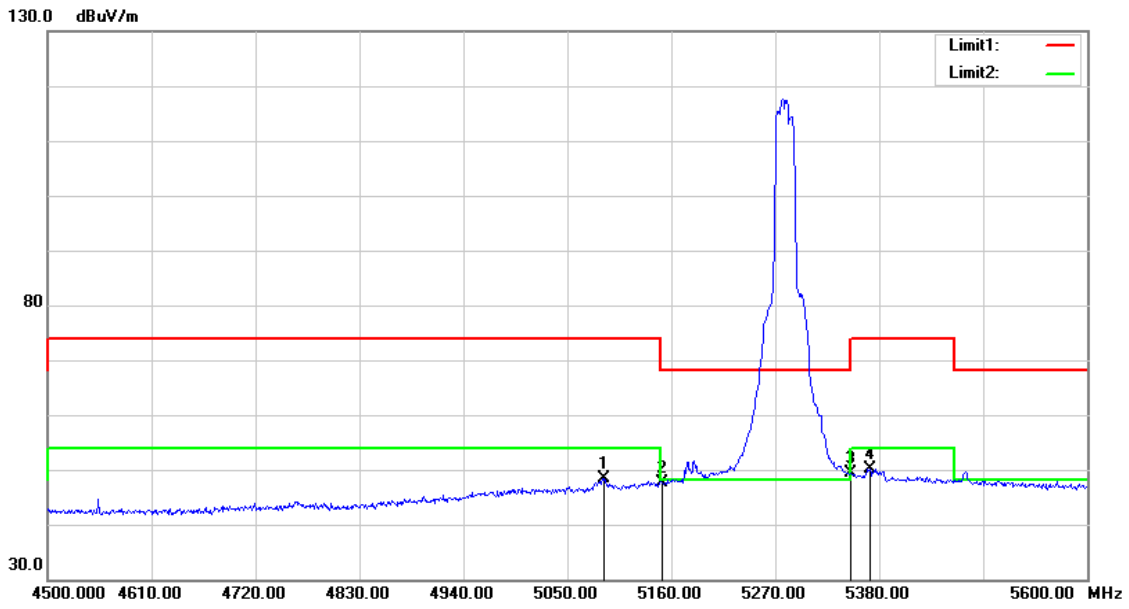

No.	Frequency (MHz)	Reading (dBuV)	Correct Factor (dB/m)	Result (dBuV/m)	Limit (dBuV/m)	Margin (dB)	Remark
1	5088.500	48.54	-0.20	48.34	54.00	-5.66	AVG
2	5150.000	47.66	-0.08	47.58	54.00	-6.42	AVG
3	5350.000	48.98	0.30	49.28	54.00	-4.72	AVG
4	5370.100	49.75	0.34	50.09	54.00	-3.91	AVG

Note:1.Result (dBuV/m) = Correct Factor (dB/m) + Reading(dBuV).

2.Correction factor (dB/m) = Antenna Factor (dB/m) + Cable loss (dB) – Pre-Amplifier gain (dB).

3.When the peak results are less than average limit, so not need to evaluate the average.

Standard:	FCC Part 15.407	Test Distance:	3 m
Test item:	Band edge		
Frequency:	5270 MHz		
Mode:	Mode 10		
Ant.Polar.:	Horizontal		

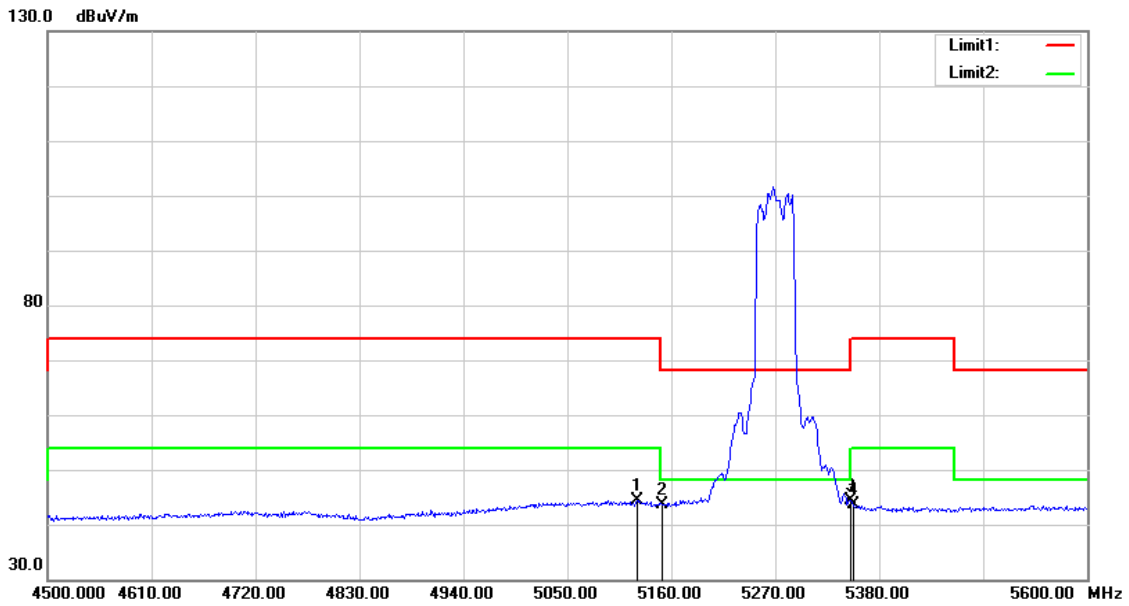

No.	Frequency (MHz)	Reading (dBuV)	Correct Factor (dB/m)	Result (dBuV/m)	Limit (dBuV/m)	Margin (dB)	Remark
1	5123.700	44.48	-0.13	44.35	54.00	-9.65	AVG
2	5150.000	43.68	-0.08	43.60	54.00	-10.40	AVG
3	5350.000	44.03	0.30	44.33	54.00	-9.67	AVG
4	5352.500	43.30	0.30	43.60	54.00	-10.40	AVG

Note:1.Result (dBuV/m) = Correct Factor (dB/m) + Reading(dBuV).

2.Correction factor (dB/m) = Antenna Factor (dB/m) + Cable loss (dB) – Pre-Amplifier gain (dB).

3.When the peak results are less than average limit, so not need to evaluate the average.

Standard:	FCC Part 15.407	Test Distance:	3 m
Test item:	Band edge		
Frequency:	5270 MHz		
Mode:	Mode 10		
Ant.Polar.:	Vertical		

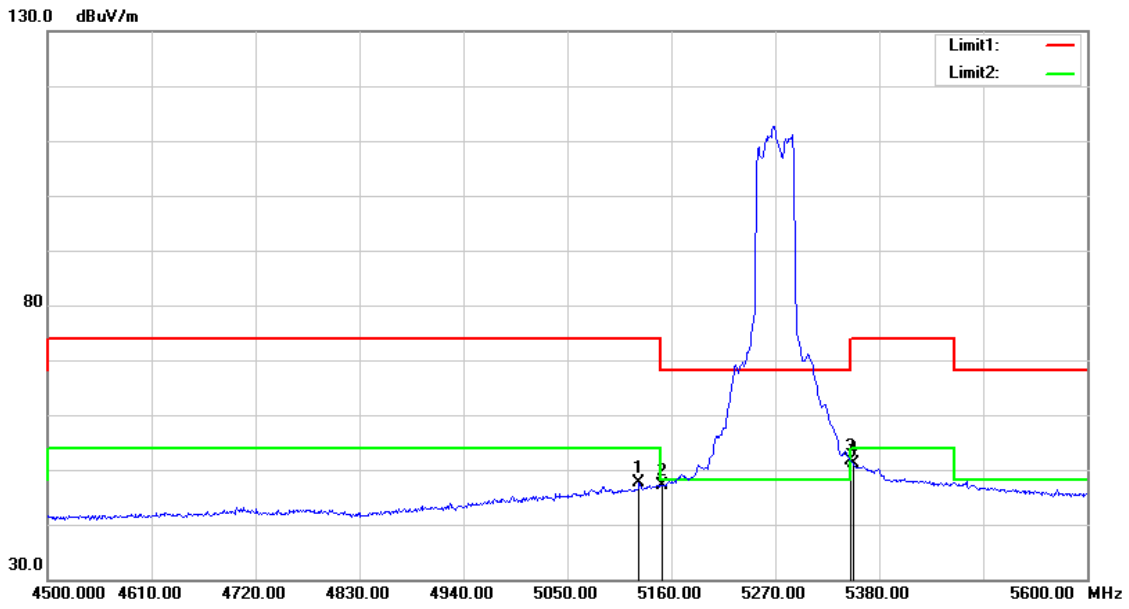

No.	Frequency (MHz)	Reading (dBuV)	Correct Factor (dB/m)	Result (dBuV/m)	Limit (dBuV/m)	Margin (dB)	Remark
1	5125.900	47.76	-0.13	47.63	54.00	-6.37	AVG
2	5150.000	47.10	-0.08	47.02	54.00	-6.98	AVG
3	5350.000	51.25	0.30	51.55	54.00	-2.45	AVG
4	5352.500	50.86	0.30	51.16	54.00	-2.84	AVG

Note:1.Result (dBuV/m) = Correct Factor (dB/m) + Reading(dBuV).

2.Correction factor (dB/m) = Antenna Factor (dB/m) + Cable loss (dB) – Pre-Amplifier gain (dB).

3.When the peak results are less than average limit, so not need to evaluate the average.

Standard:	FCC Part 15.407	Test Distance:	3 m
Test item:	Band edge		
Frequency:	5690 MHz		
Mode:	Mode 11		
Ant.Polar.:	Horizontal		

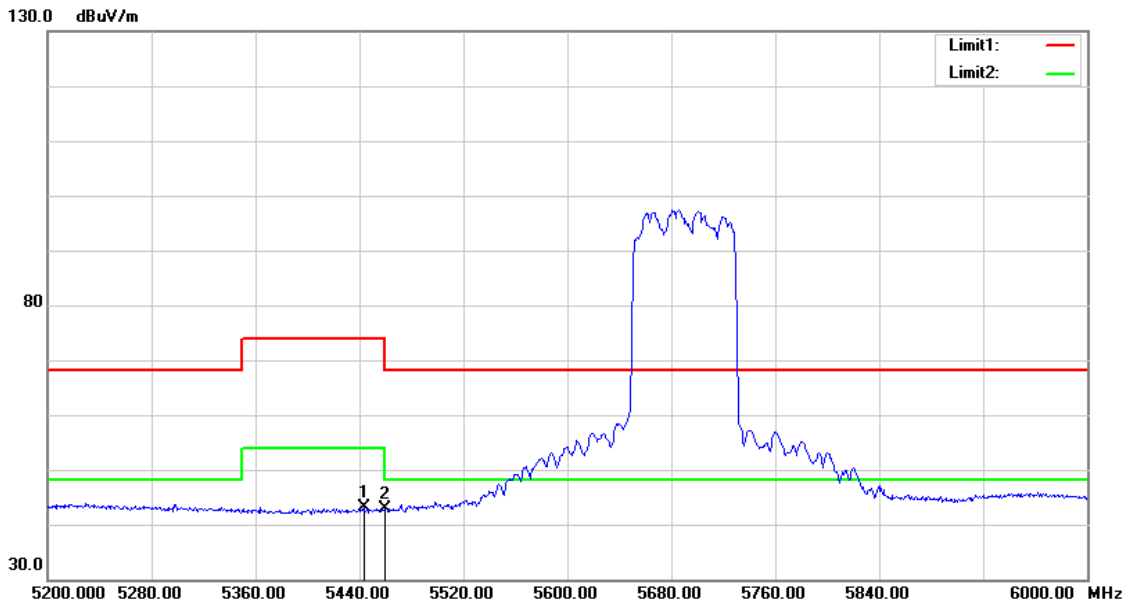

No.	Frequency (MHz)	Reading (dBuV)	Correct Factor (dB/m)	Result (dBuV/m)	Limit (dBuV/m)	Margin (dB)	Remark
1	5443.200	42.74	0.46	43.20	54.00	-10.80	AVG
2	5460.000	42.41	0.51	42.92	54.00	-11.08	AVG

Note:1.Result (dBuV/m) = Correct Factor (dB/m) + Reading(dBuV).

2.Correction factor (dB/m) = Antenna Factor (dB/m) + Cable loss (dB) – Pre-Amplifier gain (dB).

3.When the peak results are less than average limit, so not need to evaluate the average.

Standard:	FCC Part 15.407	Test Distance:	3 m
Test item:	Band edge		
Frequency:	5690 MHz		
Mode:	Mode 11		
Ant.Polar.:	Vertical		

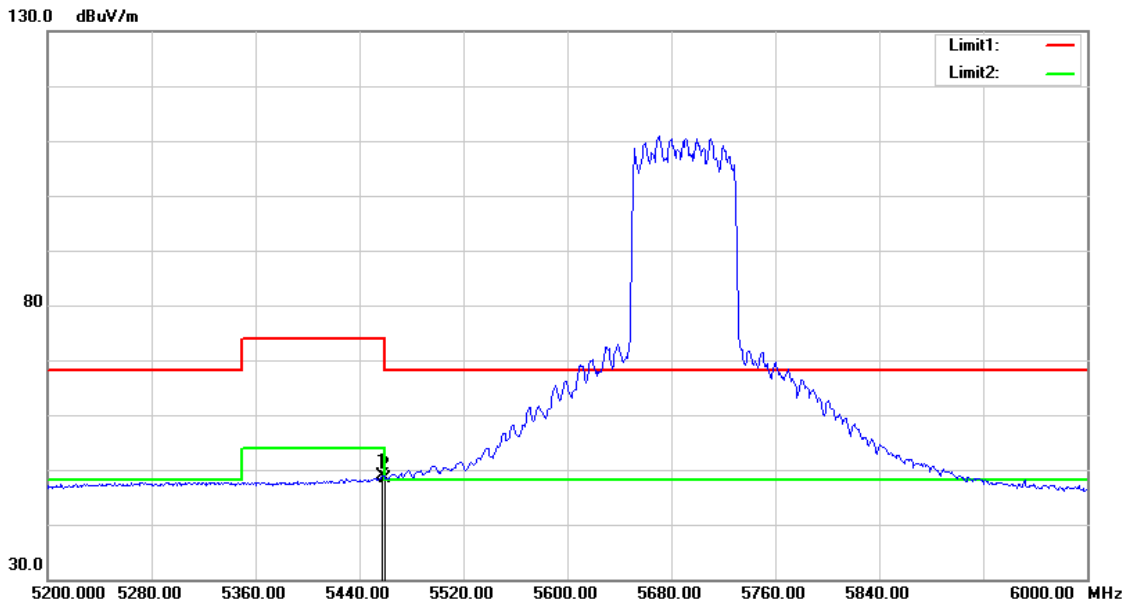

No.	Frequency (MHz)	Reading (dBuV)	Correct Factor (dB/m)	Result (dBuV/m)	Limit (dBuV/m)	Margin (dB)	Remark
1	5457.600	48.32	0.50	48.82	54.00	-5.18	AVG
2	5460.000	47.97	0.51	48.48	54.00	-5.52	AVG

Note:1.Result (dBuV/m) = Correct Factor (dB/m) + Reading(dBuV).

2.Correction factor (dB/m) = Antenna Factor (dB/m) + Cable loss (dB) – Pre-Amplifier gain (dB).

3.When the peak results are less than average limit, so not need to evaluate the average.

Standard:	FCC Part 15.407	Test Distance:	3 m
Test item:	Band edge		
Frequency:	5815 MHz		
Mode:	Mode 12		
Ant.Polar.:	Horizontal		

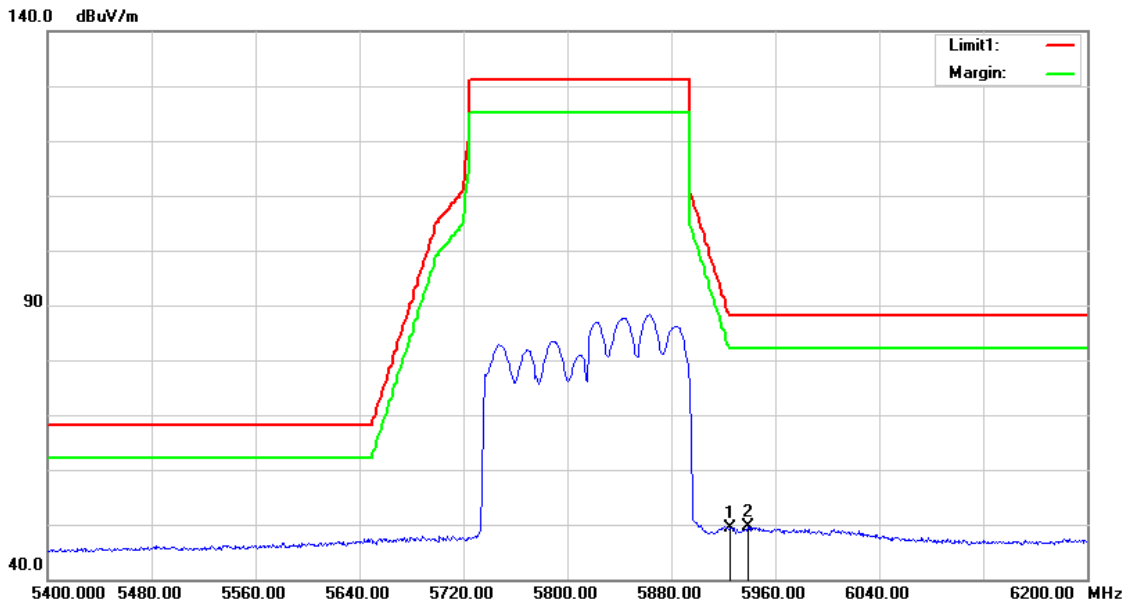

No.	Frequency (MHz)	Reading (dBuV)	Correct Factor (dB/m)	Result (dBuV/m)	Limit (dBuV/m)	Margin (dB)	Remark
1	5925.000	47.63	1.72	49.35	88.20	-38.85	AVG
2	5939.200	47.77	1.76	49.53	88.20	-38.67	AVG

Note:1.Result (dBuV/m) = Correct Factor (dB/m) + Reading(dBuV).

2.Correction factor (dB/m) = Antenna Factor (dB/m) + Cable loss (dB) – Pre-Amplifier gain (dB).

3.When the peak results are less than average limit, so not need to evaluate the average.

Standard:	FCC Part 15.407	Test Distance:	3 m
Test item:	Band edge		
Frequency:	5815 MHz		
Mode:	Mode 12		
Ant.Polar.:	Vertical		

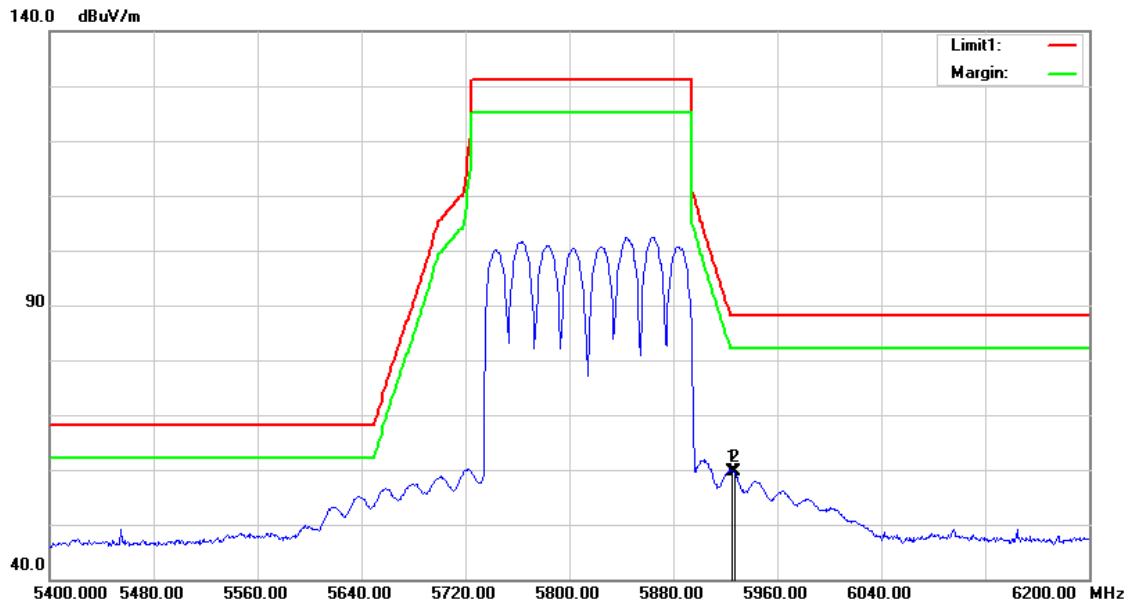

No.	Frequency (MHz)	Reading (dBuV)	Correct Factor (dB/m)	Result (dBuV/m)	Limit (dBuV/m)	Margin (dB)	Remark
1	5925.000	57.83	1.72	59.55	88.20	-28.65	AVG
2	5927.200	57.79	1.72	59.51	88.20	-28.69	AVG

Note:1.Result (dBuV/m) = Correct Factor (dB/m) + Reading(dBuV).

2.Correction factor (dB/m) = Antenna Factor (dB/m) + Cable loss (dB) – Pre-Amplifier gain (dB).

3.When the peak results are less than average limit, so not need to evaluate the average.

5.3. Conducted Test Results

Maximum Conducted Output Power Measurement

Test Mode	Frequency (MHz)	RF Power setting in Test Software				Test Software Version
		ANT-0	ANT-1	ANT-2	ANT-3	
Mode 2	5180	18.5	18.5	18.5	18.5	QSPR Version 5.0.00188
	5200	18.5	18.5	18.5	18.5	
	5220	18.5	18.5	18.5	18.5	
	5240	19.5	19.5	19.5	19.5	
	5260	13	13	13	13	
	5280	13	13	13	13	
	5300	13	13	13	13	
	5320	13	13	13	13	
	5500	12	12	12	12	
	5520	12	12	12	12	
	5540	12	12	12	12	
	5560	12	12	12	12	
	5580	12	12	12	12	
	5600	12	12	12	12	
	5620	12	12	12	12	
	5640	12	12	12	12	
	5660	12	12	12	12	
	5680	12	12	12	12	
	5700	12	12	12	12	
	5720	12	12	12	12	
	5720	12	12	12	12	
	5745	22.5	22.5	22.5	22.5	
	5765	22.5	22.5	22.5	22.5	
	5785	22.5	22.5	22.5	22.5	
	5805	22.5	22.5	22.5	22.5	
	5825	22.5	22.5	22.5	22.5	

Test Mode	Frequency (MHz)	RF Power setting in Test Software				Test Software Version
		ANT-0	ANT-1	ANT-2	ANT-3	
Mode 3	5180	18.5	18.5	18.5	18.5	QSPR Version 5.0.00188
	5200	18.5	18.5	18.5	18.5	
	5220	18.5	18.5	18.5	18.5	
	5240	19.5	19.5	19.5	19.5	
	5260	13	13	13	13	
	5280	13	13	13	13	
	5300	13	13	13	13	
	5320	12.5	12.5	12.5	12.5	
	5500	12	12	12	12	
	5520	12	12	12	12	
	5540	12	12	12	12	
	5560	12	12	12	12	
	5580	12	12	12	12	
	5600	12	12	12	12	
	5620	12	12	12	12	
	5640	12	12	12	12	
	5660	12	12	12	12	
	5680	12	12	12	12	
	5700	12.5	12.5	12.5	12.5	
	5720	12	12	12	12	
	5720	12	12	12	12	
	5745	23	23	23	23	
	5765	22.5	22.5	22.5	22.5	
	5785	22.5	22.5	22.5	22.5	
	5805	22.5	22.5	22.5	22.5	
	5825	22.5	22.5	22.5	22.5	
Mode 4	5190	17	17	17	17	QSPR Version 5.0.00188
	5230	21.5	21.5	21.5	21.5	
	5270	16	16	16	16	
	5310	16	16	16	16	
	5510	14.5	14.5	14.5	14.5	
	5550	14.5	14.5	14.5	14.5	
	5590	14.5	14.5	14.5	14.5	
	5630	14.5	14.5	14.5	14.5	
	5670	14.5	14.5	14.5	14.5	
	5710	14.5	14.5	14.5	14.5	
	5710	14.5	14.5	14.5	14.5	
	5755	22.5	22.5	22.5	22.5	
	5795	22.5	22.5	22.5	22.5	

Test Mode	Frequency (MHz)	RF Power setting in Test Software				Test Software Version
		ANT-0	ANT-1	ANT-2	ANT-3	
Mode 5	5180	18.5	18.5	18.5	18.5	QSPR Version 5.0.00188
	5200	18.5	18.5	18.5	18.5	
	5220	18.5	18.5	18.5	18.5	
	5240	19.5	19.5	19.5	19.5	
	5260	13	13	13	13	
	5280	13	13	13	13	
	5300	13	13	13	13	
	5320	12.5	12.5	12.5	12.5	
	5500	12	12	12	12	
	5520	12	12	12	12	
	5540	12	12	12	12	
	5560	12	12	12	12	
	5580	12	12	12	12	
	5600	12	12	12	12	
	5620	12	12	12	12	
	5640	12	12	12	12	
	5660	12	12	12	12	
	5680	12	12	12	12	
	5700	12.5	12.5	12.5	12.5	
	5720	12	12	12	12	
	5720	12	12	12	12	
	5745	23	23	23	23	
	5765	22.5	22.5	22.5	22.5	
	5785	22.5	22.5	22.5	22.5	
	5805	22.5	22.5	22.5	22.5	
	5825	22.5	22.5	22.5	22.5	
Mode 6	5190	17	17	17	17	QSPR Version 5.0.00188
	5230	21.5	21.5	21.5	21.5	
	5270	16	16	16	16	
	5310	16	16	16	16	
	5510	14.5	14.5	14.5	14.5	
	5550	14.5	14.5	14.5	14.5	
	5590	14.5	14.5	14.5	14.5	
	5630	14.5	14.5	14.5	14.5	
	5670	14.5	14.5	14.5	14.5	
	5710	14.5	14.5	14.5	14.5	
	5710	14.5	14.5	14.5	14.5	
	5755	22.5	22.5	22.5	22.5	
	5795	22.5	22.5	22.5	22.5	

Test Mode	Frequency (MHz)	RF Power setting in Test Software				Test Software Version
		ANT-0	ANT-1	ANT-2	ANT-3	
Mode 7	5210	16	16	16	16	QSPR Version 5.0.00188
	5290	16.5	16.5	16.5	16.5	
	5530	15.5	15.5	15.5	15.5	
	5610	17	17	17	17	
	5690	17.5	17.5	17.5	17.5	
	5690	17.5	17.5	17.5	17.5	
	5775	22	22	22	22	
Mode 8	5210	15	15	15	15	QSPR Version 5.0.00188
	5290	15	15	15	15	
Mode 9	5180	18.5	18.5	18.5	18.5	QSPR Version 5.0.00188
	5200	18.5	18.5	18.5	18.5	
	5220	18.5	18.5	18.5	18.5	
	5240	19.5	19.5	19.5	19.5	
	5260	13	13	13	13	
	5280	13	13	13	13	
	5300	13	13	13	13	
	5320	12.5	12.5	12.5	12.5	
	5500	12	12	12	12	
	5520	12	12	12	12	
	5540	12	12	12	12	
	5560	12	12	12	12	
	5580	12	12	12	12	
	5600	12	12	12	12	
	5620	12	12	12	12	
	5640	12	12	12	12	
	5660	12	12	12	12	
	5680	12	12	12	12	
	5700	12.5	12.5	12.5	12.5	
	5720	12	12	12	12	
	5720	12	12	12	12	
	5745	23	23	23	23	
	5765	22.5	22.5	22.5	22.5	
	5785	22.5	22.5	22.5	22.5	
	5805	22.5	22.5	22.5	22.5	
	5825	22.5	22.5	22.5	22.5	

Test Mode	Frequency (MHz)	RF Power setting in Test Software				Test Software Version
		ANT-0	ANT-1	ANT-2	ANT-3	
Mode 10	5190	17	17	17	17	QSPR Version 5.0.00188
	5230	21.5	21.5	21.5	21.5	
	5270	16	16	16	16	
	5310	16	16	16	16	
	5510	14.5	14.5	14.5	14.5	
	5550	14.5	14.5	14.5	14.5	
	5590	14.5	14.5	14.5	14.5	
	5630	14.5	14.5	14.5	14.5	
	5670	14.5	14.5	14.5	14.5	
	5710	14.5	14.5	14.5	14.5	
	5710	14.5	14.5	14.5	14.5	
	5755	22.5	22.5	22.5	22.5	
	5795	22.5	22.5	22.5	22.5	
Mode 11	5210	16	16	16	16	QSPR Version 5.0.00188
	5290	16.5	16.5	16.5	16.5	
	5530	15.5	15.5	15.5	15.5	
	5610	17	17	17	17	
	5690	17.5	17.5	17.5	17.5	
	5690	17.5	17.5	17.5	17.5	
	5775	22	22	22	22	
Mode 12	5210	15	15	15	15	QSPR Version 5.0.00188
	5290	15	15	15	15	

Beamforming on

Test Mode	Frequency (MHz)	RF Power setting in Test Software				Test Software Version
		ANT-0	ANT-1	ANT-2	ANT-3	
Mode 3	5180	12.5	12.5	12.5	12.5	QSPR Version 5.0.00188
	5200	12.5	12.5	12.5	12.5	
	5220	12.5	12.5	12.5	12.5	
	5240	13.5	13.5	13.5	13.5	
	5260	7	7	7	7	
	5280	7.5	7.5	7.5	7.5	
	5300	7.5	7.5	7.5	7.5	
	5320	7	7	7	7	
	5500	6	6	6	6	
	5520	6	6	6	6	
	5540	6	6	6	6	
	5560	6	6	6	6	
	5580	6	6	6	6	
	5600	6	6	6	6	
	5620	6	6	6	6	
	5640	6	6	6	6	
	5660	6	6	6	6	
	5680	6	6	6	6	
	5700	6.5	6.5	6.5	6.5	
	5720	6	6	6	6	
	5720	6	6	6	6	
	5745	16.5	16.5	16.5	16.5	
	5765	15.5	15.5	15.5	15.5	
	5785	15.5	15.5	15.5	15.5	
	5805	15.5	15.5	15.5	15.5	
	5825	16	16	16	16	
Mode 4	5190	11	11	11	11	QSPR Version 5.0.00188
	5230	15.5	15.5	15.5	15.5	
	5270	10	10	10	10	
	5310	10	10	10	10	
	5510	9	9	9	9	
	5550	8.5	8.5	8.5	8.5	
	5590	8.5	8.5	8.5	8.5	
	5630	8.5	8.5	8.5	8.5	
	5670	8	8	8	8	
	5710	8.5	8.5	8.5	8.5	
	5710	8.5	8.5	8.5	8.5	
	5755	16	16	16	16	
	5795	16	16	16	16	

Test Mode	Frequency (MHz)	RF Power setting in Test Software				Test Software Version
		ANT-0	ANT-1	ANT-2	ANT-3	
Mode 5	5180	12.5	12.5	12.5	12.5	QSPR Version 5.0.00188
	5200	12.5	12.5	12.5	12.5	
	5220	12.5	12.5	12.5	12.5	
	5240	13.5	13.5	13.5	13.5	
	5260	7	7	7	7	
	5280	7.5	7.5	7.5	7.5	
	5300	7.5	7.5	7.5	7.5	
	5320	7	7	7	7	
	5500	6	6	6	6	
	5520	6	6	6	6	
	5540	6	6	6	6	
	5560	6	6	6	6	
	5580	6	6	6	6	
	5600	6	6	6	6	
	5620	6	6	6	6	
	5640	6	6	6	6	
	5660	6	6	6	6	
	5680	6	6	6	6	
	5700	6.5	6.5	6.5	6.5	
	5720	6	6	6	6	
	5720	6	6	6	6	
	5745	16.5	16.5	16.5	16.5	
	5765	15.5	15.5	15.5	15.5	
	5785	15.5	15.5	15.5	15.5	
	5805	15.5	15.5	15.5	15.5	
	5825	16	16	16	16	
Mode 6	5190	11	11	11	11	QSPR Version 5.0.00188
	5230	15.5	15.5	15.5	15.5	
	5270	10	10	10	10	
	5310	10	10	10	10	
	5510	9	9	9	9	
	5550	8.5	8.5	8.5	8.5	
	5590	8.5	8.5	8.5	8.5	
	5630	8.5	8.5	8.5	8.5	
	5670	8	8	8	8	
	5710	8.5	8.5	8.5	8.5	
	5710	8.5	8.5	8.5	8.5	
	5755	16	16	16	16	
	5795	16	16	16	16	

Test Mode	Frequency (MHz)	RF Power setting in Test Software				Test Software Version
		ANT-0	ANT-1	ANT-2	ANT-3	
Mode 7	5210	9.5	9.5	9.5	9.5	QSPR Version 5.0.00188
	5290	10.5	10.5	10.5	10.5	
	5530	9.5	9.5	9.5	9.5	
	5610	10.5	10.5	10.5	10.5	
	5690	11.5	11.5	11.5	11.5	
	5690	11.5	11.5	11.5	11.5	
	5775	15.5	15.5	15.5	15.5	
Mode 8	5210	12	12	12	12	QSPR Version 5.0.00188
	5290	12	12	12	12	
Mode 9	5180	12.5	12.5	12.5	12.5	QSPR Version 5.0.00188
	5200	12.5	12.5	12.5	12.5	
	5220	12.5	12.5	12.5	12.5	
	5240	13.5	13.5	13.5	13.5	
	5260	7	7	7	7	
	5280	7.5	7.5	7.5	7.5	
	5300	7.5	7.5	7.5	7.5	
	5320	7	7	7	7	
	5500	6	6	6	6	
	5520	6	6	6	6	
	5540	6	6	6	6	
	5560	6	6	6	6	
	5580	6	6	6	6	
	5600	6	6	6	6	
	5620	6	6	6	6	
	5640	6	6	6	6	
	5660	6	6	6	6	
	5680	6	6	6	6	
	5700	6.5	6.5	6.5	6.5	
	5720	6	6	6	6	
	5720	6	6	6	6	
	5745	16.5	16.5	16.5	16.5	
	5765	15.5	15.5	15.5	15.5	
	5785	15.5	15.5	15.5	15.5	
	5805	15.5	15.5	15.5	15.5	
	5825	16	16	16	16	

Test Mode	Frequency (MHz)	RF Power setting in Test Software				Test Software Version
		ANT-0	ANT-1	ANT-2	ANT-3	
Mode 10	5190	11	11	11	11	QSPR Version 5.0.00188
	5230	15.5	15.5	15.5	15.5	
	5270	10	10	10	10	
	5310	10	10	10	10	
	5510	9	9	9	9	
	5550	8.5	8.5	8.5	8.5	
	5590	8.5	8.5	8.5	8.5	
	5630	8.5	8.5	8.5	8.5	
	5670	8	8	8	8	
	5710	8.5	8.5	8.5	8.5	
	5710	8.5	8.5	8.5	8.5	
	5755	16	16	16	16	
	5795	16	16	16	16	
Mode 11	5210	9.5	9.5	9.5	9.5	QSPR Version 5.0.00188
	5290	10.5	10.5	10.5	10.5	
	5530	9.5	9.5	9.5	9.5	
	5610	10.5	10.5	10.5	10.5	
	5690	11.5	11.5	11.5	11.5	
	5690	11.5	11.5	11.5	11.5	
	5775	15.5	15.5	15.5	15.5	
Mode 12	5210	12	12	12	12	QSPR Version 5.0.00188
	5290	12	12	12	12	

Maximum Conducted Output Power Measurement

Test Mode	Data Rate	Frequency (MHz)	Max. Output Power										Limit (dBm)
			ANT-0		ANT-1		ANT-2		ANT-3		ANT-0+1+2+3		
			(dBm)	(W)	(dBm)	(W)	(dBm)	(W)	(dBm)	(W)	(dBm)	(W)	
Mode 2	6 M	5180	19.52	0.090	19.33	0.086	19.36	0.086	19.22	0.084	25.38	0.345	≤ 30.00
		5200	19.60	0.091	19.56	0.090	19.18	0.083	18.92	0.078	25.34	0.342	≤ 30.00
		5220	19.51	0.089	19.49	0.089	19.10	0.081	18.85	0.077	25.27	0.337	≤ 30.00
		5240	20.18	0.104	19.98	0.100	19.89	0.097	19.78	0.095	25.98	0.396	≤ 30.00
		5260	13.56	0.023	13.87	0.024	13.61	0.023	13.28	0.021	19.61	0.091	≤ 23.82
		5280	13.81	0.024	13.75	0.024	13.77	0.024	13.36	0.022	19.70	0.093	≤ 23.82
		5300	13.73	0.024	13.68	0.023	13.69	0.023	13.29	0.021	19.62	0.092	≤ 23.82
		5320	13.79	0.024	13.86	0.024	13.80	0.024	13.41	0.022	19.74	0.094	≤ 23.82
		5500	14.47	0.028	12.81	0.019	12.33	0.017	12.19	0.017	19.07	0.081	≤ 22.55
		5520	14.13	0.026	13.07	0.020	12.01	0.016	11.89	0.015	18.89	0.077	≤ 22.55
		5540	14.10	0.026	13.06	0.020	12.00	0.016	11.87	0.015	18.87	0.077	≤ 22.55
		5560	14.21	0.026	13.13	0.021	12.09	0.016	11.93	0.016	18.96	0.079	≤ 22.55
		5580	14.12	0.026	13.08	0.020	12.03	0.016	11.86	0.015	18.89	0.077	≤ 22.55
		5600	14.10	0.026	13.07	0.020	12.05	0.016	11.85	0.015	18.88	0.077	≤ 22.55
		5620	14.09	0.026	13.06	0.020	12.02	0.016	11.88	0.015	18.88	0.077	≤ 22.55
		5640	14.12	0.026	13.05	0.020	11.98	0.016	11.87	0.015	18.87	0.077	≤ 22.55
		5660	14.11	0.026	13.05	0.020	11.99	0.016	11.85	0.015	18.87	0.077	≤ 22.55
		5680	14.09	0.026	13.03	0.020	12.02	0.016	11.88	0.015	18.87	0.077	≤ 22.55
		5700	13.93	0.025	12.99	0.020	12.61	0.018	12.02	0.016	18.96	0.079	≤ 22.55
		5720	12.65	0.018	11.79	0.015	10.52	0.011	10.72	0.012	17.53	0.057	≤ 22.55
		5720	5.26	0.003	6.33	0.004	5.57	0.004	3.11	0.002	11.24	0.013	≤ 30.00
		5745	24.45	0.279	23.63	0.231	22.96	0.198	22.73	0.187	29.52	0.895	≤ 30.00
		5765	24.29	0.269	24.23	0.265	23.05	0.202	23.08	0.203	29.72	0.938	≤ 30.00
		5785	24.38	0.274	24.31	0.270	23.11	0.205	23.16	0.207	29.80	0.955	≤ 30.00
		5805	24.27	0.267	24.22	0.264	23.03	0.201	23.10	0.204	29.72	0.938	≤ 30.00
		5825	24.26	0.267	24.28	0.268	23.15	0.207	22.89	0.195	29.71	0.935	≤ 30.00
		5845	15.51	0.036	15.95	0.039	15.02	0.032	14.71	0.030	21.34	0.136	N/A
		5865	14.89	0.031	16.16	0.041	15.19	0.033	14.83	0.030	21.32	0.136	N/A
		5885	15.09	0.032	15.53	0.036	14.68	0.029	14.51	0.028	20.99	0.126	N/A

Note: The relevant measured result has the offset with cable loss already.

Test Mode	Data Rate	Frequency (MHz)	Max. Output Power										Limit (dBm)
			ANT-0		ANT-1		ANT-2		ANT-3		ANT-0+1+2+3		
			(dBm)	(W)	(dBm)	(W)	(dBm)	(W)	(dBm)	(W)	(dBm)	(W)	
Mode 3	26 M	5180	19.50	0.089	19.44	0.088	19.43	0.088	19.38	0.087	25.46	0.352	≤ 30.00
		5200	19.91	0.098	19.51	0.089	19.24	0.084	19.05	0.080	25.46	0.352	≤ 30.00
		5220	19.75	0.094	19.38	0.087	19.12	0.082	19.01	0.080	25.35	0.343	≤ 30.00
		5240	19.73	0.094	19.73	0.094	19.95	0.099	19.89	0.097	25.85	0.385	≤ 30.00
		5260	13.54	0.023	13.79	0.024	13.65	0.023	13.30	0.021	19.59	0.091	≤ 24.00
		5280	14.30	0.027	13.72	0.024	13.68	0.023	13.45	0.022	19.82	0.096	≤ 24.00
		5300	13.94	0.025	13.56	0.023	13.65	0.023	13.29	0.021	19.64	0.092	≤ 24.00
		5320	13.49	0.022	13.62	0.023	13.32	0.021	12.86	0.019	19.35	0.086	≤ 24.00
		5500	14.25	0.027	12.56	0.018	12.25	0.017	12.49	0.018	18.99	0.079	≤ 22.71
		5520	14.01	0.025	13.65	0.023	11.74	0.015	12.15	0.016	19.01	0.080	≤ 22.71
		5540	14.01	0.025	13.54	0.023	11.64	0.015	12.18	0.017	18.97	0.079	≤ 22.71
		5560	14.18	0.026	13.66	0.023	11.77	0.015	12.20	0.017	19.09	0.081	≤ 22.71
		5580	13.98	0.025	13.52	0.022	11.72	0.015	12.14	0.016	18.96	0.079	≤ 22.71
		5600	14.01	0.025	13.58	0.023	11.63	0.015	12.16	0.016	18.98	0.079	≤ 22.71
		5620	14.01	0.025	13.48	0.022	11.62	0.015	12.01	0.016	18.91	0.078	≤ 22.71
		5640	13.96	0.025	13.62	0.023	11.59	0.014	12.02	0.016	18.93	0.078	≤ 22.71
		5660	13.90	0.025	13.46	0.022	11.74	0.015	12.12	0.016	18.92	0.078	≤ 22.71
		5680	14.11	0.026	13.56	0.023	11.65	0.015	12.17	0.016	19.01	0.080	≤ 22.71
		5700	14.53	0.028	13.66	0.023	12.91	0.020	12.44	0.018	19.48	0.089	≤ 22.71
		5720	12.06	0.016	11.83	0.015	10.57	0.011	10.05	0.010	17.23	0.053	≤ 22.71
		5720	5.08	0.003	2.47	0.002	4.85	0.003	5.50	0.004	10.64	0.012	≤ 30.00
		5745	24.14	0.259	24.02	0.252	23.08	0.203	22.74	0.188	29.56	0.904	≤ 30.00
		5765	23.97	0.249	24.11	0.258	22.47	0.177	22.48	0.177	29.35	0.861	≤ 30.00
		5785	24.13	0.259	24.12	0.258	22.52	0.179	22.55	0.180	29.42	0.875	≤ 30.00
		5805	24.01	0.252	24.05	0.254	22.49	0.177	22.47	0.177	29.34	0.859	≤ 30.00
		5825	24.09	0.256	24.08	0.256	22.54	0.179	22.42	0.175	29.38	0.867	≤ 30.00
		5845	17.03	0.050	17.24	0.053	15.74	0.037	15.22	0.033	22.41	0.174	N/A
		5865	17.13	0.052	16.32	0.043	15.60	0.036	15.14	0.033	22.13	0.163	N/A
		5885	16.58	0.045	17.37	0.055	16.67	0.046	16.22	0.042	22.75	0.188	N/A

Note: The relevant measured result has the offset with cable loss already.

Test Mode	Data Rate	Frequency (MHz)	Max. Output Power										Limit (dBm)
			ANT-0		ANT-1		ANT-2		ANT-3		ANT-0+1+2+3		
			(dBm)	(W)	(dBm)	(W)	(dBm)	(W)	(dBm)	(W)	(dBm)	(W)	
Mode 4	54 M	5190	18.04	0.064	18.07	0.064	17.83	0.061	18.06	0.064	24.02	0.252	≤ 30.00
		5230	21.93	0.156	22.11	0.163	21.72	0.149	21.76	0.150	27.90	0.617	≤ 30.00
		5270	16.77	0.048	16.57	0.045	16.88	0.049	16.55	0.045	22.72	0.187	≤ 24.00
		5310	16.89	0.049	16.37	0.043	16.84	0.048	16.59	0.046	22.70	0.186	≤ 24.00
		5510	17.14	0.052	15.15	0.033	14.66	0.029	14.87	0.031	21.60	0.145	≤ 24.00
		5550	16.99	0.050	15.38	0.035	14.74	0.030	14.56	0.029	21.55	0.143	≤ 24.00
		5590	16.95	0.050	15.32	0.034	14.69	0.029	14.49	0.028	21.50	0.141	≤ 24.00
		5630	16.92	0.049	15.30	0.034	14.67	0.029	14.48	0.028	21.48	0.141	≤ 24.00
		5670	16.71	0.047	16.06	0.040	15.24	0.033	14.73	0.030	21.77	0.150	≤ 24.00
		5710	15.24	0.033	15.00	0.032	14.28	0.027	13.66	0.023	20.61	0.115	≤ 24.00
		5710	4.87	0.003	0.96	0.001	3.27	0.002	2.89	0.002	9.23	0.008	≤ 30.00
		5755	23.69	0.234	23.71	0.235	22.82	0.191	22.85	0.193	29.31	0.853	≤ 30.00
		5795	23.57	0.228	23.86	0.243	23.10	0.204	23.18	0.208	29.46	0.883	≤ 30.00
		5835	18.70	0.074	19.20	0.083	18.32	0.068	18.21	0.066	24.65	0.292	N/A
		5875	18.56	0.072	19.19	0.083	18.39	0.069	18.15	0.065	24.61	0.289	N/A

Note: The relevant measured result has the offset with cable loss already.

Test Mode	Data Rate	Frequency (MHz)	Max. Output Power										Limit (dBm)
			ANT-0		ANT-1		ANT-2		ANT-3		ANT-0+1+2+3		
			(dBm)	(W)	(dBm)	(W)	(dBm)	(W)	(dBm)	(W)	(dBm)	(W)	
Mode 5	26 M	5180	19.54	0.090	19.55	0.090	19.45	0.088	19.40	0.087	25.51	0.356	≤ 30.00
		5200	19.93	0.098	19.60	0.091	19.38	0.087	19.12	0.082	25.54	0.358	≤ 30.00
		5220	19.82	0.096	19.52	0.090	19.24	0.084	19.02	0.080	25.43	0.349	≤ 30.00
		5240	19.78	0.095	19.83	0.096	19.96	0.099	19.90	0.098	25.89	0.388	≤ 30.00
		5260	13.68	0.023	13.92	0.025	13.71	0.023	13.36	0.022	19.69	0.093	≤ 23.98
		5280	14.31	0.027	13.73	0.024	13.79	0.024	13.47	0.022	19.86	0.097	≤ 23.98
		5300	14.05	0.025	13.69	0.023	13.71	0.023	13.43	0.022	19.75	0.094	≤ 23.98
		5320	13.57	0.023	13.74	0.024	13.41	0.022	12.95	0.020	19.45	0.088	≤ 23.98
		5500	14.32	0.027	12.63	0.018	12.38	0.017	12.60	0.018	19.08	0.081	≤ 22.71
		5520	14.07	0.026	13.69	0.023	11.84	0.015	12.21	0.017	19.08	0.081	≤ 22.71
		5540	14.11	0.026	13.67	0.023	11.75	0.015	12.22	0.017	19.07	0.081	≤ 22.71
		5560	14.26	0.027	13.71	0.023	11.89	0.015	12.25	0.017	19.16	0.082	≤ 22.71
		5580	14.11	0.026	13.63	0.023	11.75	0.015	12.21	0.017	19.05	0.080	≤ 22.71
		5600	14.02	0.025	13.60	0.023	11.70	0.015	12.17	0.016	19.00	0.079	≤ 22.71
		5620	14.07	0.026	13.59	0.023	11.75	0.015	12.10	0.016	19.01	0.080	≤ 22.71
		5640	14.07	0.026	13.65	0.023	11.70	0.015	12.11	0.016	19.02	0.080	≤ 22.71
		5660	14.01	0.025	13.57	0.023	11.79	0.015	12.17	0.016	19.00	0.079	≤ 22.71
		5680	14.15	0.026	13.62	0.023	11.78	0.015	12.22	0.017	19.07	0.081	≤ 22.71
		5700	14.58	0.029	13.70	0.023	12.98	0.020	12.53	0.018	19.54	0.090	≤ 22.71
		5720	12.10	0.016	11.87	0.015	10.62	0.012	10.09	0.010	17.27	0.053	≤ 22.71
		5720	5.09	0.003	2.52	0.002	5.18	0.003	5.66	0.004	10.79	0.012	≤ 30.00
		5745	24.27	0.267	24.06	0.255	23.11	0.205	22.78	0.190	29.62	0.916	≤ 30.00
		5765	24.04	0.254	24.13	0.259	22.61	0.182	22.57	0.181	29.42	0.875	≤ 30.00
		5785	24.16	0.261	24.16	0.261	22.64	0.184	22.68	0.185	29.50	0.891	≤ 30.00
		5805	24.09	0.256	24.10	0.257	22.58	0.181	22.56	0.180	29.42	0.875	≤ 30.00
		5825	24.22	0.264	24.15	0.260	22.58	0.181	22.53	0.179	29.47	0.885	≤ 30.00
		5845	17.07	0.051	17.26	0.053	15.80	0.038	15.33	0.034	22.46	0.176	N/A
		5865	17.22	0.053	16.37	0.043	15.71	0.037	15.25	0.033	22.22	0.167	N/A
		5885	16.65	0.046	17.39	0.055	16.81	0.048	16.28	0.042	22.82	0.191	N/A

Note: The relevant measured result has the offset with cable loss already.

Test Mode	Data Rate	Frequency (MHz)	Max. Output Power										Limit (dBm)
			ANT-0		ANT-1		ANT-2		ANT-3		ANT-0+1+2+3		
			(dBm)	(W)	(dBm)	(W)	(dBm)	(W)	(dBm)	(W)	(dBm)	(W)	
Mode 6	54 M	5190	18.08	0.064	18.15	0.065	17.95	0.062	18.08	0.064	24.09	0.256	≤ 30.00
		5230	21.99	0.158	22.15	0.164	21.82	0.152	21.87	0.154	27.98	0.628	≤ 30.00
		5270	16.78	0.048	16.65	0.046	16.95	0.050	16.61	0.046	22.77	0.189	≤ 24.00
		5310	16.98	0.050	16.49	0.045	16.93	0.049	16.67	0.046	22.79	0.190	≤ 24.00
		5510	17.24	0.053	15.27	0.034	14.79	0.030	14.96	0.031	21.70	0.148	≤ 24.00
		5550	17.05	0.051	15.47	0.035	14.78	0.030	14.69	0.029	21.63	0.146	≤ 24.00
		5590	17.01	0.050	15.42	0.035	14.72	0.030	14.61	0.029	21.57	0.144	≤ 24.00
		5630	17.00	0.050	15.43	0.035	14.73	0.030	14.63	0.029	21.58	0.144	≤ 24.00
		5670	16.76	0.047	16.16	0.041	15.36	0.034	14.78	0.030	21.85	0.153	≤ 24.00
		5710	15.30	0.034	15.04	0.032	14.33	0.027	13.78	0.024	20.67	0.117	≤ 24.00
		5710	4.99	0.003	1.19	0.001	3.39	0.002	3.03	0.002	9.38	0.009	≤ 30.00
		5755	23.81	0.240	23.85	0.243	22.88	0.194	22.98	0.199	29.42	0.875	≤ 30.00
		5795	23.67	0.233	23.91	0.246	23.12	0.205	23.22	0.210	29.51	0.893	≤ 30.00
		5835	18.80	0.076	19.28	0.085	18.44	0.070	18.33	0.068	24.75	0.299	N/A
		5875	18.59	0.072	19.25	0.084	18.49	0.071	18.27	0.067	24.69	0.294	N/A
Mode 7	117.2 M	5210	16.74	0.047	16.52	0.045	16.38	0.043	16.28	0.042	22.50	0.178	≤ 30.00
		5290	17.49	0.056	16.99	0.050	17.51	0.056	17.02	0.050	23.28	0.213	≤ 24.00
		5530	18.15	0.065	16.32	0.043	15.70	0.037	15.84	0.038	22.64	0.184	≤ 24.00
		5610	18.77	0.075	17.90	0.062	17.38	0.055	16.67	0.046	23.77	0.238	≤ 24.00
		5690	18.31	0.068	17.87	0.061	17.09	0.051	16.59	0.046	23.53	0.225	≤ 24.00
		5690	3.83	0.002	-0.49	0.001	1.95	0.002	1.80	0.002	8.05	0.006	≤ 30.00
		5775	23.09	0.204	23.25	0.211	22.43	0.175	22.39	0.173	28.83	0.764	≤ 30.00
		5855	20.92	0.124	21.51	0.142	20.76	0.119	20.71	0.118	27.01	0.502	N/A
Mode 8	117 M	5210	15.99	0.040	15.57	0.036	---	---	---	---	18.80	0.076	≤ 30.00
		5290	---	---	---	---	16.05	0.040	15.62	0.036	18.85	0.077	≤ 24.00
		5530	21.11	0.129	18.65	0.073	---	---	---	---	23.06	0.202	≤ 24.00
		5610	---	---	---	---	19.05	0.080	19.76	0.095	22.43	0.175	≤ 24.00
		5775	24.45	0.279	24.80	0.302	---	---	---	---	27.64	0.581	≤ 30.00
		5855	---	---	---	---	23.57	0.228	23.55	0.226	26.57	0.454	N/A

Note: The relevant measured result has the offset with cable loss already.

Test Mode	Data Rate	Frequency (MHz)	Max. Output Power										Limit (dBm)
			ANT-0		ANT-1		ANT-2		ANT-3		ANT-0+1+2+3		
			(dBm)	(W)	(dBm)	(W)	(dBm)	(W)	(dBm)	(W)	(dBm)	(W)	
Mode 9	26 M	5180	19.68	0.093	19.63	0.092	19.51	0.089	19.41	0.087	25.58	0.361	≤ 30.00
		5200	19.95	0.099	19.67	0.093	19.39	0.087	19.13	0.082	25.57	0.361	≤ 30.00
		5220	19.87	0.097	19.60	0.091	19.32	0.086	19.07	0.081	25.50	0.355	≤ 30.00
		5240	19.88	0.097	19.88	0.097	20.03	0.101	19.92	0.098	25.95	0.394	≤ 30.00
		5260	13.72	0.024	13.96	0.025	13.72	0.024	13.37	0.022	19.72	0.094	≤ 24.00
		5280	14.36	0.027	13.86	0.024	13.86	0.024	13.61	0.023	19.95	0.099	≤ 24.00
		5300	14.19	0.026	13.79	0.024	13.77	0.024	13.52	0.022	19.84	0.096	≤ 24.00
		5320	13.62	0.023	13.78	0.024	13.46	0.022	13.08	0.020	19.51	0.089	≤ 24.00
		5500	14.39	0.027	12.69	0.019	12.41	0.017	12.61	0.018	19.12	0.082	≤ 22.86
		5520	14.19	0.026	13.72	0.024	11.88	0.015	12.29	0.017	19.15	0.082	≤ 22.86
		5540	14.18	0.026	13.73	0.024	11.87	0.015	12.27	0.017	19.14	0.082	≤ 22.86
		5560	14.31	0.027	13.83	0.024	11.93	0.016	12.33	0.017	19.23	0.084	≤ 22.86
		5580	14.17	0.026	13.70	0.023	11.85	0.015	12.26	0.017	19.12	0.082	≤ 22.86
		5600	14.12	0.026	13.73	0.024	11.82	0.015	12.25	0.017	19.11	0.081	≤ 22.86
		5620	14.14	0.026	13.71	0.023	11.84	0.015	12.23	0.017	19.11	0.081	≤ 22.86
		5640	14.15	0.026	13.68	0.023	11.80	0.015	12.24	0.017	19.10	0.081	≤ 22.86
		5660	14.15	0.026	13.71	0.023	11.86	0.015	12.28	0.017	19.12	0.082	≤ 22.86
		5680	14.16	0.026	13.69	0.023	11.83	0.015	12.25	0.017	19.11	0.081	≤ 22.86
		5700	14.63	0.029	13.73	0.024	13.02	0.020	12.57	0.018	19.58	0.091	≤ 22.86
		5720	12.14	0.016	12.09	0.016	10.67	0.012	10.45	0.011	17.43	0.055	≤ 22.86
		5720	6.72	0.005	5.64	0.004	5.46	0.004	5.84	0.004	11.96	0.016	≤ 30.00
		5745	24.39	0.275	24.09	0.256	23.18	0.208	22.78	0.190	29.68	0.929	≤ 30.00
		5765	24.13	0.259	24.20	0.263	22.69	0.186	22.65	0.184	29.50	0.891	≤ 30.00
		5785	24.21	0.264	24.27	0.267	22.76	0.189	22.70	0.186	29.57	0.906	≤ 30.00
		5805	24.16	0.261	24.18	0.262	22.70	0.186	22.62	0.183	29.50	0.891	≤ 30.00
		5825	24.26	0.267	24.23	0.265	22.70	0.186	22.61	0.182	29.54	0.899	≤ 30.00
		5845	17.11	0.051	17.35	0.054	15.91	0.039	15.42	0.035	22.54	0.179	N/A
		5865	17.26	0.053	16.49	0.045	15.82	0.038	15.36	0.034	22.31	0.170	N/A
		5885	16.68	0.047	17.49	0.056	16.92	0.049	16.39	0.044	22.91	0.195	N/A

Note: The relevant measured result has the offset with cable loss already.

Test Mode	Data Rate	Frequency (MHz)	Max. Output Power										Limit (dBm)
			ANT-0		ANT-1		ANT-2		ANT-3		ANT-0+1+2+3		
			(dBm)	(W)	(dBm)	(W)	(dBm)	(W)	(dBm)	(W)	(dBm)	(W)	
Mode 10	54 M	5190	18.21	0.066	18.23	0.067	18.02	0.063	18.18	0.066	24.18	0.262	≤ 30.00
		5230	22.05	0.160	22.16	0.164	21.93	0.156	21.88	0.154	28.03	0.635	≤ 30.00
		5270	16.88	0.049	16.72	0.047	17.07	0.051	16.71	0.047	22.87	0.194	≤ 24.00
		5310	17.07	0.051	16.63	0.046	17.00	0.050	16.80	0.048	22.90	0.195	≤ 24.00
		5510	17.28	0.053	15.39	0.035	14.83	0.030	15.01	0.032	21.77	0.150	≤ 24.00
		5550	17.18	0.052	15.58	0.036	14.89	0.031	14.79	0.030	21.74	0.149	≤ 24.00
		5590	17.12	0.052	15.51	0.036	14.82	0.030	14.71	0.030	21.67	0.147	≤ 24.00
		5630	17.14	0.052	15.53	0.036	14.85	0.031	14.73	0.030	21.70	0.148	≤ 24.00
		5670	16.81	0.048	16.25	0.042	15.38	0.035	14.91	0.031	21.92	0.156	≤ 24.00
		5710	15.33	0.034	15.29	0.034	14.42	0.028	13.88	0.024	20.79	0.120	≤ 24.00
		5710	5.84	0.004	2.60	0.002	3.99	0.003	3.69	0.002	10.21	0.010	≤ 30.00
		5755	23.91	0.246	23.87	0.244	23.01	0.200	23.12	0.205	29.52	0.895	≤ 30.00
		5795	23.73	0.236	23.96	0.249	23.19	0.208	23.32	0.215	29.58	0.908	≤ 30.00
		5835	18.86	0.077	19.41	0.087	18.56	0.072	18.37	0.069	24.84	0.305	N/A
		5875	18.69	0.074	19.38	0.087	18.58	0.072	18.33	0.068	24.78	0.301	N/A
Mode 11	117.2 M	5210	16.88	0.049	16.62	0.046	16.51	0.045	16.38	0.043	22.62	0.183	≤ 30.00
		5290	17.51	0.056	17.06	0.051	17.53	0.057	17.11	0.051	23.33	0.215	≤ 24.00
		5530	18.21	0.066	16.36	0.043	15.81	0.038	15.92	0.039	22.71	0.187	≤ 24.00
		5610	18.82	0.076	17.95	0.062	17.43	0.055	16.75	0.047	23.82	0.241	≤ 24.00
		5690	18.68	0.074	18.16	0.066	17.33	0.054	16.75	0.047	23.82	0.241	≤ 24.00
		5690	4.84	0.003	1.14	0.001	3.06	0.002	2.58	0.002	9.13	0.008	≤ 30.00
		5775	23.12	0.205	23.39	0.218	22.46	0.176	22.52	0.179	28.91	0.778	≤ 30.00
		5855	20.97	0.125	21.65	0.146	20.85	0.122	20.77	0.119	27.09	0.512	N/A
Mode 12	117 M	5210	16.08	0.041	15.63	0.037	---	---	---	---	18.87	0.077	≤ 30.00
		5290	---	---	---	---	16.13	0.041	15.73	0.037	18.94	0.078	≤ 24.00
		5530	21.18	0.131	18.72	0.074	---	---	---	---	23.13	0.206	≤ 24.00
		5610	---	---	---	---	19.11	0.081	19.83	0.096	22.50	0.178	≤ 24.00
		5775	24.53	0.284	24.88	0.308	---	---	---	---	27.72	0.591	≤ 30.00
		5855	---	---	---	---	23.66	0.232	23.61	0.230	26.65	0.462	N/A

Note: The relevant measured result has the offset with cable loss already.

Test Mode	Data Rate	Frequency (MHz)	E.I.R.P.				Limit (dBm)
			Max. Output Power (ANT-0+1+2+3)	Directional Gain	Calculated Results		
			(dBm)	(dBi)	(dBm)	(W)	
Mode 2	6 M	5845	21.34	3.40	24.74	0.298	≤ 36.00
		5865	21.32	3.40	24.72	0.296	≤ 36.00
		5885	20.99	3.40	24.39	0.275	≤ 36.00
Mode 3	26 M	5845	22.41	3.40	25.81	0.381	≤ 36.00
		5865	22.13	3.40	25.53	0.357	≤ 36.00
		5885	22.75	3.40	26.15	0.412	≤ 36.00
Mode 4	54 M	5835	24.65	3.40	28.05	0.638	≤ 36.00
		5875	24.61	3.40	28.01	0.632	≤ 36.00
Mode 5	6 M	5845	22.46	3.40	25.86	0.385	≤ 36.00
		5865	22.22	3.40	25.62	0.365	≤ 36.00
		5885	22.82	3.40	26.22	0.419	≤ 36.00
Mode 6	26 M	5835	24.75	3.40	28.15	0.653	≤ 36.00
		5875	24.69	3.40	28.09	0.644	≤ 36.00
Mode 7	54 M	5855	27.01	3.40	30.41	1.099	≤ 36.00
Mode 8	6 M	5775	27.64	3.40	31.04	1.271	≤ 36.00
		5855	26.57	3.40	29.97	0.993	≤ 36.00
Mode 9	6 M	5845	22.54	3.40	25.94	0.393	≤ 36.00
		5865	22.31	3.40	25.71	0.372	≤ 36.00
		5885	22.91	3.40	26.31	0.428	≤ 36.00
Mode 10	26 M	5835	24.84	3.40	28.24	0.667	≤ 36.00
		5875	24.78	3.40	28.18	0.658	≤ 36.00
Mode 11	54 M	5855	27.09	3.40	30.49	1.119	≤ 36.00
Mode 12	6 M	5855	26.65	3.40	30.05	1.012	≤ 36.00

Note: The relevant measured result has the offset with cable loss already.

Beamforming on

Test Mode	Data Rate	Frequency (MHz)	Max. Output Power										Limit (dBm)
			ANT-0		ANT-1		ANT-2		ANT-3		ANT-0+1+2+3		
			(dBm)	(W)	(dBm)	(W)	(dBm)	(W)	(dBm)	(W)	(dBm)	(W)	
Mode 3	26 M	5180	13.52	0.022	13.09	0.020	13.18	0.021	12.76	0.019	19.17	0.083	≤ 27.31
		5200	13.59	0.023	13.28	0.021	12.90	0.019	12.27	0.017	19.06	0.081	≤ 27.31
		5220	13.51	0.022	13.26	0.021	12.88	0.019	12.08	0.016	18.99	0.079	≤ 27.31
		5240	13.61	0.023	13.56	0.023	13.81	0.024	13.70	0.023	19.69	0.093	≤ 27.31
		5260	7.67	0.006	6.97	0.005	7.15	0.005	6.95	0.005	13.22	0.021	≤ 21.31
		5280	7.81	0.006	7.88	0.006	7.41	0.006	7.24	0.005	13.61	0.023	≤ 21.31
		5300	7.80	0.006	7.81	0.006	7.30	0.005	7.18	0.005	13.55	0.023	≤ 21.31
		5320	7.42	0.006	7.30	0.005	7.28	0.005	6.98	0.005	13.27	0.021	≤ 21.31
		5500	7.51	0.006	7.37	0.005	5.96	0.004	6.10	0.004	12.81	0.019	≤ 21.44
		5520	7.57	0.006	7.64	0.006	5.67	0.004	5.91	0.004	12.81	0.019	≤ 21.44
		5540	7.60	0.006	7.64	0.006	5.71	0.004	5.78	0.004	12.80	0.019	≤ 21.44
		5560	7.69	0.006	7.68	0.006	5.82	0.004	5.96	0.004	12.90	0.019	≤ 21.44
		5580	7.64	0.006	7.55	0.006	5.66	0.004	5.79	0.004	12.78	0.019	≤ 21.44
		5600	7.55	0.006	7.52	0.006	5.64	0.004	5.75	0.004	12.73	0.019	≤ 21.44
		5620	7.57	0.006	7.51	0.006	5.65	0.004	5.74	0.004	12.74	0.019	≤ 21.44
		5640	7.61	0.006	7.55	0.006	5.67	0.004	5.73	0.004	12.76	0.019	≤ 21.44
		5660	7.58	0.006	7.53	0.006	5.66	0.004	5.92	0.004	12.78	0.019	≤ 21.44
		5680	7.65	0.006	7.57	0.006	5.72	0.004	5.88	0.004	12.82	0.019	≤ 21.44
		5700	7.97	0.006	7.30	0.005	6.53	0.004	6.25	0.004	13.09	0.020	≤ 21.44
		5720	5.86	0.004	5.48	0.004	4.31	0.003	3.63	0.002	10.93	0.012	≤ 21.44
		5720	-1.04	0.001	-3.64	0.000	-1.32	0.001	-0.73	0.001	4.48	0.003	≤ 27.34
		5745	17.83	0.061	17.64	0.058	16.69	0.047	16.53	0.045	23.23	0.210	≤ 27.34
		5765	17.69	0.059	17.55	0.057	16.17	0.041	15.82	0.038	22.91	0.195	≤ 27.34
		5785	17.89	0.062	17.61	0.058	16.19	0.042	16.04	0.040	23.03	0.201	≤ 27.34
		5805	17.69	0.059	17.58	0.057	16.13	0.041	15.97	0.040	22.94	0.197	≤ 27.34
		5825	18.22	0.066	17.20	0.052	16.58	0.045	16.14	0.041	23.13	0.206	≤ 27.34
		5845	10.63	0.012	11.20	0.013	9.49	0.009	9.30	0.009	16.25	0.042	N/A
		5865	9.74	0.009	11.38	0.014	9.13	0.008	9.22	0.008	15.99	0.040	N/A
		5885	10.30	0.011	10.95	0.012	10.19	0.010	10.00	0.010	16.40	0.044	N/A

Note: The relevant measured result has the offset with cable loss already.

Test Mode	Data Rate	Frequency (MHz)	Max. Output Power										Limit (dBm)
			ANT-0		ANT-1		ANT-2		ANT-3		ANT-0+1+2+3		
			(dBm)	(W)	(dBm)	(W)	(dBm)	(W)	(dBm)	(W)	(dBm)	(W)	
Mode 4	54 M	5190	12.48	0.018	11.73	0.015	11.86	0.015	10.96	0.012	17.81	0.060	≤ 27.31
		5230	15.84	0.038	15.63	0.037	15.68	0.037	15.64	0.037	21.72	0.149	≤ 27.31
		5270	10.64	0.012	10.47	0.011	10.49	0.011	10.35	0.011	16.51	0.045	≤ 21.31
		5310	10.72	0.012	10.32	0.011	10.57	0.011	10.54	0.011	16.56	0.045	≤ 21.31
		5510	10.92	0.012	9.09	0.008	8.70	0.007	8.85	0.008	15.51	0.036	≤ 21.44
		5550	10.78	0.012	9.01	0.008	8.28	0.007	8.46	0.007	15.27	0.034	≤ 21.44
		5590	10.73	0.012	8.96	0.008	8.20	0.007	8.39	0.007	15.21	0.033	≤ 21.44
		5630	10.71	0.012	8.93	0.008	8.19	0.007	8.40	0.007	15.20	0.033	≤ 21.44
		5670	10.58	0.011	9.99	0.010	8.28	0.007	8.18	0.007	15.40	0.035	≤ 21.44
		5710	8.95	0.008	8.75	0.007	8.09	0.006	7.56	0.006	14.39	0.027	≤ 21.44
		5710	-1.45	0.001	-5.47	0.000	-3.02	0.000	-3.52	0.000	2.88	0.002	≤ 27.34
		5755	17.15	0.052	17.28	0.053	16.52	0.045	16.12	0.041	22.81	0.191	≤ 27.34
		5795	17.16	0.052	17.38	0.055	16.75	0.047	16.53	0.045	22.99	0.199	≤ 27.34
		5835	12.66	0.018	12.90	0.019	12.09	0.016	11.88	0.015	18.42	0.070	N/A
		5875	12.38	0.017	12.76	0.019	12.03	0.016	11.92	0.016	18.31	0.068	N/A

Note: The relevant measured result has the offset with cable loss already.

Test Mode	Data Rate	Frequency (MHz)	Max. Output Power										Limit (dBm)
			ANT-0		ANT-1		ANT-2		ANT-3		ANT-0+1+2+3		
			(dBm)	(W)	(dBm)	(W)	(dBm)	(W)	(dBm)	(W)	(dBm)	(W)	
Mode 5	26 M	5180	13.60	0.023	13.13	0.021	13.29	0.021	12.89	0.019	19.26	0.084	≤ 27.31
		5200	13.72	0.024	13.35	0.022	13.02	0.020	12.32	0.017	19.15	0.082	≤ 27.31
		5220	13.65	0.023	13.32	0.021	12.94	0.020	12.14	0.016	19.07	0.081	≤ 27.31
		5240	13.62	0.023	13.69	0.023	13.94	0.025	13.72	0.024	19.76	0.095	≤ 27.31
		5260	7.77	0.006	7.02	0.005	7.23	0.005	6.96	0.005	13.28	0.021	≤ 21.31
		5280	7.94	0.006	7.95	0.006	7.50	0.006	7.25	0.005	13.69	0.023	≤ 21.31
		5300	7.91	0.006	7.90	0.006	7.37	0.005	7.20	0.005	13.63	0.023	≤ 21.31
		5320	7.47	0.006	7.38	0.005	7.37	0.005	7.08	0.005	13.35	0.022	≤ 21.31
		5500	7.65	0.006	7.41	0.006	6.02	0.004	6.15	0.004	12.89	0.019	≤ 21.44
		5520	7.70	0.006	7.72	0.006	5.71	0.004	5.97	0.004	12.90	0.019	≤ 21.44
		5540	7.69	0.006	7.71	0.006	5.75	0.004	5.87	0.004	12.88	0.019	≤ 21.44
		5560	7.76	0.006	7.76	0.006	5.87	0.004	6.01	0.004	12.97	0.020	≤ 21.44
		5580	7.71	0.006	7.70	0.006	5.70	0.004	5.89	0.004	12.88	0.019	≤ 21.44
		5600	7.65	0.006	7.63	0.006	5.68	0.004	5.88	0.004	12.83	0.019	≤ 21.44
		5620	7.64	0.006	7.65	0.006	5.66	0.004	5.86	0.004	12.83	0.019	≤ 21.44
		5640	7.66	0.006	7.64	0.006	5.67	0.004	5.90	0.004	12.84	0.019	≤ 21.44
		5660	7.64	0.006	7.64	0.006	5.74	0.004	5.97	0.004	12.86	0.019	≤ 21.44
		5680	7.72	0.006	7.68	0.006	5.78	0.004	5.99	0.004	12.91	0.020	≤ 21.44
		5700	8.05	0.006	7.32	0.005	6.56	0.005	6.29	0.004	13.13	0.021	≤ 21.44
		5720	5.74	0.004	5.66	0.004	4.40	0.003	3.77	0.002	10.99	0.013	≤ 21.44
		5720	-1.01	0.001	-3.53	0.000	-1.02	0.001	-0.52	0.001	4.64	0.003	≤ 27.34
		5745	17.84	0.061	17.72	0.059	16.78	0.048	16.64	0.046	23.30	0.214	≤ 27.34
		5765	17.77	0.060	17.60	0.058	16.21	0.042	16.13	0.041	23.01	0.200	≤ 27.34
		5785	17.91	0.062	17.69	0.059	16.29	0.043	16.17	0.041	23.11	0.205	≤ 27.34
		5805	17.74	0.059	17.62	0.058	16.20	0.042	16.08	0.041	23.00	0.200	≤ 27.34
		5825	18.33	0.068	17.31	0.054	16.60	0.046	16.21	0.042	23.21	0.209	≤ 27.34
		5845	10.73	0.012	11.29	0.013	9.61	0.009	9.38	0.009	16.34	0.043	N/A
		5865	9.81	0.010	11.39	0.014	9.15	0.008	9.25	0.008	16.02	0.040	N/A
		5885	10.43	0.011	11.04	0.013	10.23	0.011	10.13	0.010	16.49	0.045	N/A

Note: The relevant measured result has the offset with cable loss already.

Test Mode	Data Rate	Frequency (MHz)	Max. Output Power										Limit (dBm)
			ANT-0		ANT-1		ANT-2		ANT-3		ANT-0+1+2+3		
			(dBm)	(W)	(dBm)	(W)	(dBm)	(W)	(dBm)	(W)	(dBm)	(W)	
Mode 6	54 M	5190	12.60	0.018	11.77	0.015	11.92	0.016	10.99	0.013	17.88	0.061	≤ 27.31
		5230	15.94	0.039	15.68	0.037	15.74	0.037	15.75	0.038	21.80	0.151	≤ 27.31
		5270	10.75	0.012	10.52	0.011	10.63	0.012	10.47	0.011	16.61	0.046	≤ 21.31
		5310	10.85	0.012	10.40	0.011	10.67	0.012	10.63	0.012	16.66	0.046	≤ 21.31
		5510	10.94	0.012	9.11	0.008	8.84	0.008	8.93	0.008	15.57	0.036	≤ 21.44
		5550	10.90	0.012	9.11	0.008	8.29	0.007	8.54	0.007	15.36	0.034	≤ 21.44
		5590	10.84	0.012	9.05	0.008	8.21	0.007	8.49	0.007	15.30	0.034	≤ 21.44
		5630	10.83	0.012	9.04	0.008	8.20	0.007	8.47	0.007	15.28	0.034	≤ 21.44
		5670	10.70	0.012	10.09	0.010	8.38	0.007	8.28	0.007	15.51	0.036	≤ 21.44
		5710	9.01	0.008	8.82	0.008	8.23	0.007	7.65	0.006	14.48	0.028	≤ 21.44
		5710	-1.34	0.001	-5.34	0.000	-2.91	0.001	-3.34	0.000	3.01	0.002	≤ 27.34
		5755	17.28	0.053	17.40	0.055	16.66	0.046	16.25	0.042	22.94	0.197	≤ 27.34
		5795	17.27	0.053	17.52	0.056	16.80	0.048	16.57	0.045	23.08	0.203	≤ 27.34
		5835	12.70	0.019	12.97	0.020	12.13	0.016	11.90	0.015	18.47	0.070	N/A
		5875	12.48	0.018	12.88	0.019	12.12	0.016	11.93	0.016	18.39	0.069	N/A
Mode 7	117.2 M	5210	10.65	0.012	9.76	0.009	10.00	0.010	9.64	0.009	16.05	0.040	≤ 27.31
		5290	11.18	0.013	10.78	0.012	11.30	0.013	11.25	0.013	17.15	0.052	≤ 21.31
		5530	12.04	0.016	9.95	0.010	9.38	0.009	9.67	0.009	16.42	0.044	≤ 21.44
		5610	12.46	0.018	11.52	0.014	10.96	0.012	10.43	0.011	17.43	0.055	≤ 21.44
		5690	12.25	0.017	11.72	0.015	11.01	0.013	10.33	0.011	17.41	0.055	≤ 21.44
		5690	-2.37	0.001	-6.73	0.000	-4.15	0.000	-4.38	0.000	1.88	0.002	≤ 27.34
		5775	16.69	0.047	17.11	0.051	16.11	0.041	15.91	0.039	22.50	0.178	≤ 27.34
		5855	14.80	0.030	15.23	0.033	14.25	0.027	14.17	0.026	20.65	0.116	N/A
Mode 8	117 M	5210	12.89	0.019	12.37	0.017	---	---	---	---	15.65	0.037	≤ 27.31
		5290	---	---	---	---	12.83	0.019	12.39	0.017	15.63	0.037	≤ 21.31
		5530	17.99	0.063	15.57	0.036	---	---	---	---	19.96	0.099	≤ 21.31
		5610	---	---	---	---	15.76	0.038	16.61	0.046	19.22	0.084	≤ 21.31
		5775	21.37	0.137	21.35	0.136	---	---	---	---	24.37	0.274	≤ 27.34
		5855	---	---	---	---	20.49	0.112	20.10	0.102	23.31	0.214	N/A

Note: The relevant measured result has the offset with cable loss already.

Test Mode	Data Rate	Frequency (MHz)	Max. Output Power										Limit (dBm)
			ANT-0		ANT-1		ANT-2		ANT-3		ANT-0+1+2+3		
			(dBm)	(W)	(dBm)	(W)	(dBm)	(W)	(dBm)	(W)	(dBm)	(W)	
Mode 9	26 M	5180	13.61	0.023	13.22	0.021	13.32	0.021	13.02	0.020	19.32	0.086	≤ 27.31
		5200	13.82	0.024	13.49	0.022	13.03	0.020	12.33	0.017	19.22	0.084	≤ 27.31
		5220	13.75	0.024	13.43	0.022	12.95	0.020	12.26	0.017	19.15	0.082	≤ 27.31
		5240	13.66	0.023	13.81	0.024	13.98	0.025	13.73	0.024	19.82	0.096	≤ 27.31
		5260	7.87	0.006	7.08	0.005	7.28	0.005	7.09	0.005	13.36	0.022	≤ 21.31
		5280	8.02	0.006	8.03	0.006	7.53	0.006	7.35	0.005	13.76	0.024	≤ 21.31
		5300	7.94	0.006	8.10	0.006	7.44	0.006	7.41	0.006	13.75	0.024	≤ 21.31
		5320	7.51	0.006	7.45	0.006	7.50	0.006	7.18	0.005	13.43	0.022	≤ 21.31
		5500	7.79	0.006	7.55	0.006	6.14	0.004	6.18	0.004	13.00	0.020	≤ 21.44
		5520	7.80	0.006	7.85	0.006	5.84	0.004	6.04	0.004	13.01	0.020	≤ 21.44
		5540	7.78	0.006	7.84	0.006	5.82	0.004	6.01	0.004	12.99	0.020	≤ 21.44
		5560	7.85	0.006	7.78	0.006	5.92	0.004	6.12	0.004	13.03	0.020	≤ 21.44
		5580	7.79	0.006	7.89	0.006	5.80	0.004	6.03	0.004	13.00	0.020	≤ 21.44
		5600	7.75	0.006	7.90	0.006	5.79	0.004	5.99	0.004	12.99	0.020	≤ 21.44
		5620	7.72	0.006	7.88	0.006	5.77	0.004	5.98	0.004	12.96	0.020	≤ 21.44
		5640	7.76	0.006	7.89	0.006	5.76	0.004	5.97	0.004	12.98	0.020	≤ 21.44
		5660	7.77	0.006	7.92	0.006	5.78	0.004	6.02	0.004	13.00	0.020	≤ 21.44
		5680	7.78	0.006	7.91	0.006	5.81	0.004	6.04	0.004	13.01	0.020	≤ 21.44
		5700	8.19	0.007	7.40	0.005	6.70	0.005	6.30	0.004	13.23	0.021	≤ 21.44
		5720	6.09	0.004	5.86	0.004	4.55	0.003	4.29	0.003	11.29	0.013	≤ 21.44
		5720	0.48	0.001	-0.47	0.001	-0.86	0.001	-0.27	0.001	5.77	0.004	≤ 27.34
		5745	17.96	0.063	17.80	0.060	16.88	0.049	16.67	0.046	23.38	0.218	≤ 27.34
		5765	17.85	0.061	17.69	0.059	16.30	0.043	16.19	0.042	23.10	0.204	≤ 27.34
		5785	17.92	0.062	17.73	0.059	16.36	0.043	16.25	0.042	23.15	0.207	≤ 27.34
		5805	17.82	0.061	17.65	0.058	16.28	0.042	16.18	0.041	23.07	0.203	≤ 27.34
		5825	18.37	0.069	17.36	0.054	16.69	0.047	16.23	0.042	23.26	0.212	≤ 27.34
		5845	10.85	0.012	11.31	0.014	9.65	0.009	9.51	0.009	16.42	0.044	N/A
		5865	9.85	0.010	11.45	0.014	9.27	0.008	9.38	0.009	16.10	0.041	N/A
		5885	10.55	0.011	11.13	0.013	10.31	0.011	10.21	0.010	16.59	0.046	N/A

Note: The relevant measured result has the offset with cable loss already.

Test Mode	Data Rate	Frequency (MHz)	Max. Output Power										Limit (dBm)
			ANT-0		ANT-1		ANT-2		ANT-3		ANT-0+1+2+3		
			(dBm)	(W)	(dBm)	(W)	(dBm)	(W)	(dBm)	(W)	(dBm)	(W)	
Mode 10	54 M	5190	12.65	0.018	11.91	0.016	11.95	0.016	11.12	0.013	17.96	0.063	≤ 27.31
		5230	16.00	0.040	15.78	0.038	15.83	0.038	15.80	0.038	21.87	0.154	≤ 27.31
		5270	10.82	0.012	10.55	0.011	10.64	0.012	10.51	0.011	16.65	0.046	≤ 21.31
		5310	10.89	0.012	10.42	0.011	10.79	0.012	10.70	0.012	16.72	0.047	≤ 21.31
		5510	11.01	0.013	9.12	0.008	8.97	0.008	8.95	0.008	15.63	0.037	≤ 21.44
		5550	10.97	0.013	9.15	0.008	8.42	0.007	8.55	0.007	15.42	0.035	≤ 21.44
		5590	10.91	0.012	9.11	0.008	8.35	0.007	8.49	0.007	15.36	0.034	≤ 21.44
		5630	10.88	0.012	9.08	0.008	8.36	0.007	8.47	0.007	15.34	0.034	≤ 21.44
		5670	10.77	0.012	10.13	0.010	8.47	0.007	8.31	0.007	15.57	0.036	≤ 21.44
		5710	9.14	0.008	9.00	0.008	8.25	0.007	7.72	0.006	14.59	0.029	≤ 21.44
		5710	-0.60	0.001	-3.63	0.000	-2.10	0.001	-2.49	0.001	3.95	0.002	≤ 27.34
		5755	17.41	0.055	17.53	0.057	16.68	0.047	16.39	0.044	23.05	0.202	≤ 27.34
		5795	17.40	0.055	17.62	0.058	16.86	0.049	16.66	0.046	23.17	0.207	≤ 27.34
		5835	12.75	0.019	13.06	0.020	12.19	0.017	11.92	0.016	18.52	0.071	N/A
		5875	12.52	0.018	12.97	0.020	12.26	0.017	11.98	0.016	18.47	0.070	N/A
Mode 11	117.2 M	5210	10.74	0.012	9.84	0.010	10.08	0.010	9.70	0.009	16.13	0.041	≤ 27.31
		5290	11.31	0.014	10.85	0.012	11.39	0.014	11.28	0.013	17.23	0.053	≤ 21.31
		5530	12.11	0.016	10.08	0.010	9.52	0.009	9.75	0.009	16.52	0.045	≤ 21.44
		5610	12.51	0.018	11.58	0.014	11.01	0.013	10.49	0.011	17.48	0.056	≤ 21.44
		5690	12.57	0.018	11.85	0.015	11.20	0.013	10.58	0.011	17.63	0.058	≤ 21.44
		5690	-1.28	0.001	-4.92	0.000	-3.07	0.000	-3.52	0.000	3.02	0.002	≤ 27.34
		5775	16.81	0.048	17.19	0.052	16.13	0.041	15.96	0.039	22.57	0.181	≤ 27.34
		5855	14.86	0.031	15.28	0.034	14.36	0.027	14.28	0.027	20.73	0.118	N/A
Mode 12	117 M	5210	12.98	0.020	12.46	0.018	---	---	---	---	15.74	0.037	≤ 27.31
		5290	---	---	---	---	12.95	0.020	12.51	0.018	15.75	0.038	≤ 21.31
		5530	18.10	0.065	15.68	0.037	---	---	---	---	20.07	0.102	≤ 21.31
		5610	---	---	---	---	15.87	0.039	16.72	0.047	19.33	0.086	≤ 21.31
		5775	21.48	0.141	21.46	0.140	---	---	---	---	24.48	0.281	≤ 27.34
		5855	---	---	---	---	20.58	0.114	20.19	0.104	23.40	0.219	N/A

Note: The relevant measured result has the offset with cable loss already.

Test Mode	Data Rate	Frequency (MHz)	E.I.R.P.				Limit (dBm)
			Max. Output Power (ANT-0+1+2+3)	Directional Gain	Calculated Results		
			(dBm)	(dBi)	(dBm)	(W)	
Mode 3	26 M	5845	16.25	8.66	24.91	0.310	≤ 36.00
		5865	15.99	8.66	24.65	0.292	≤ 36.00
		5885	16.40	8.66	25.06	0.321	≤ 36.00
Mode 4	54 M	5835	18.42	8.66	27.08	0.511	≤ 36.00
		5875	18.31	8.66	26.97	0.498	≤ 36.00
Mode 5	6 M	5845	16.34	8.66	25.00	0.316	≤ 36.00
		5865	16.02	8.66	24.68	0.294	≤ 36.00
		5885	16.49	8.66	25.15	0.327	≤ 36.00
Mode 6	26 M	5835	18.47	8.66	27.13	0.516	≤ 36.00
		5875	18.39	8.66	27.05	0.507	≤ 36.00
Mode 7	54 M	5855	20.65	8.66	29.31	0.853	≤ 36.00
Mode 8	6 M	5855	23.31	5.88	29.19	0.830	≤ 36.00
Mode 9	6 M	5845	16.42	8.66	25.08	0.322	≤ 36.00
		5865	16.10	8.66	24.76	0.299	≤ 36.00
		5885	16.59	8.66	25.25	0.335	≤ 36.00
Mode 10	26 M	5835	18.52	8.66	27.18	0.522	≤ 36.00
		5875	18.47	8.66	27.13	0.516	≤ 36.00
Mode 11	54 M	5855	20.73	8.66	29.39	0.869	≤ 36.00
Mode 12	6 M	5855	23.40	5.88	29.28	0.847	≤ 36.00

Note: The relevant measured result has the offset with cable loss already.

26 dB RF Bandwidth Measurement

Test Mode	Frequency (MHz)	26 dB RF Bandwidth (MHz)			
		ANT-0	ANT-1	ANT-2	ANT-3
Mode 2	5180	20.040	19.610	19.460	19.720
	5200	19.560	19.380	19.820	19.340
	5240	19.580	19.540	19.780	19.470
	5260	19.330	19.470	19.190	19.800
	5280	19.420	19.510	19.470	19.140
	5320	19.410	19.690	19.180	19.240
	5500	19.700	19.770	19.280	18.660
	5560	19.010	18.780	18.950	19.390
	5700	19.070	18.760	18.960	19.120
	5720	14.830	14.880	14.290	14.330
Mode 9	5180	21.850	21.210	20.810	20.420
	5200	21.060	21.080	21.020	20.800
	5240	21.340	21.060	20.730	20.630
	5260	20.710	21.180	21.060	20.570
	5280	21.230	21.240	21.410	21.300
	5320	21.040	20.560	20.560	20.930
	5500	21.190	20.960	20.770	20.790
	5560	21.260	20.850	21.240	20.820
	5700	20.950	20.560	20.760	20.840
	5720	15.590	15.350	15.660	15.670
Mode 10	5190	41.270	41.290	41.140	40.840
	5230	40.870	41.660	40.530	40.880
	5270	40.440	41.010	41.410	41.020
	5310	41.420	40.980	41.220	40.360
	5510	41.420	40.220	40.560	40.590
	5550	41.460	41.050	41.270	40.660
	5670	40.890	40.320	40.960	40.890
	5710	35.180	35.430	35.390	35.140
Mode 11	5210	82.630	82.270	82.410	83.410
	5290	82.350	81.900	82.740	82.200
	5530	82.390	81.960	81.890	82.020
	5610	83.050	82.400	82.830	81.650
	5690	76.410	75.960	76.120	76.610
Mode 12	5210	83.460	82.570	---	---
	5290	---	---	157.500	139.400
	5530	77.730	77.750	---	---
	5610	---	---	77.780	77.130

■ **Test Graphs**

Mode 2: IEEE 802.11a Continuous TX mode_ANT-0	
5180 MHz	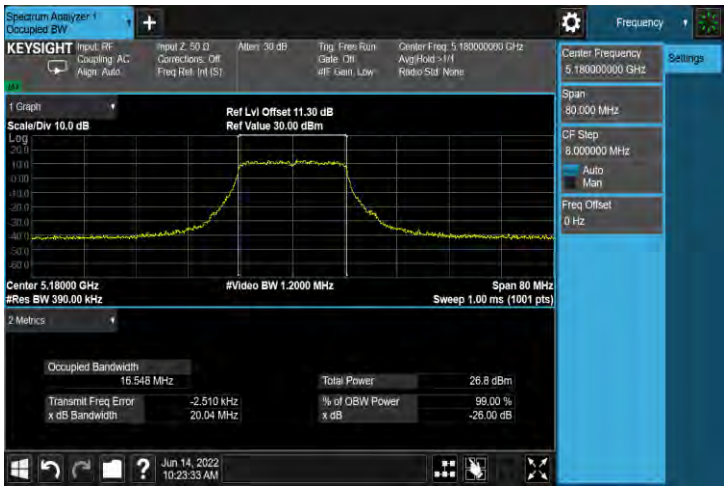
5200 MHz	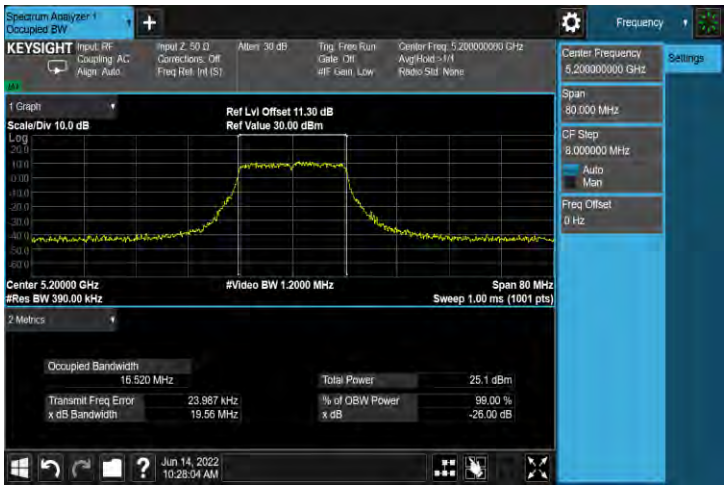
5240 MHz	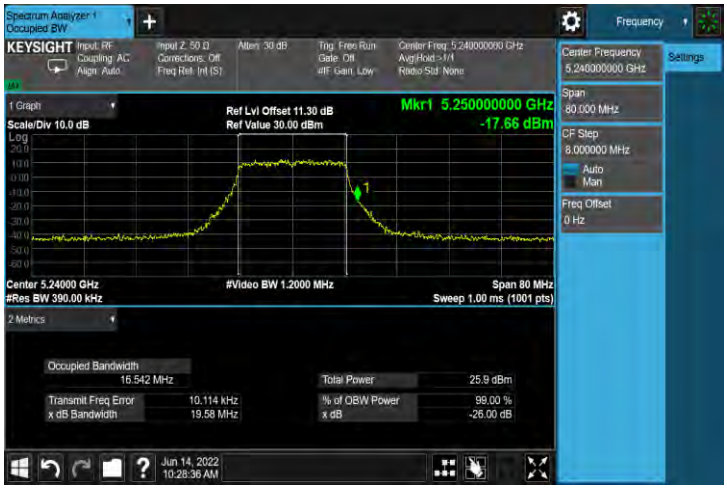

Mode 2: IEEE 802.11a Continuous TX mode_ANT-0	
5260 MHz	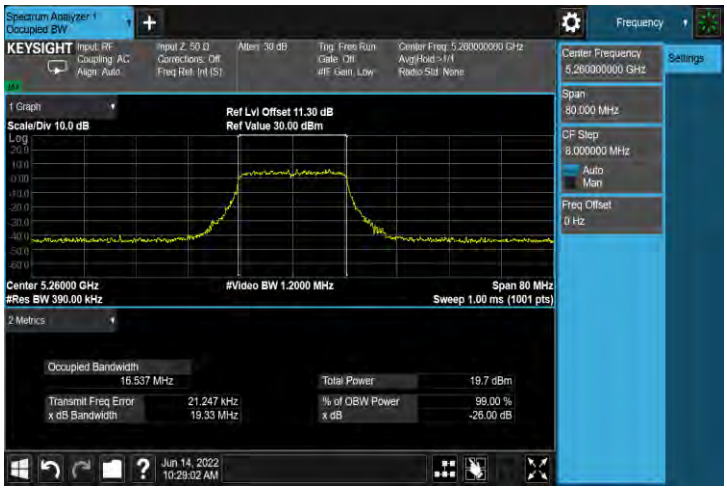
5280 MHz	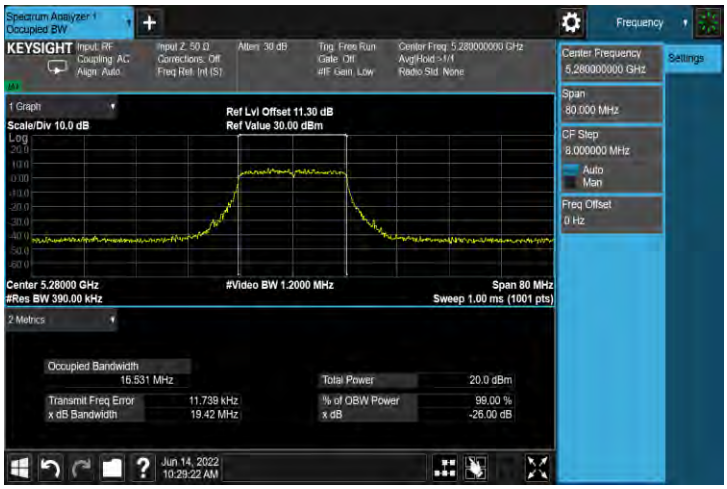
5320 MHz	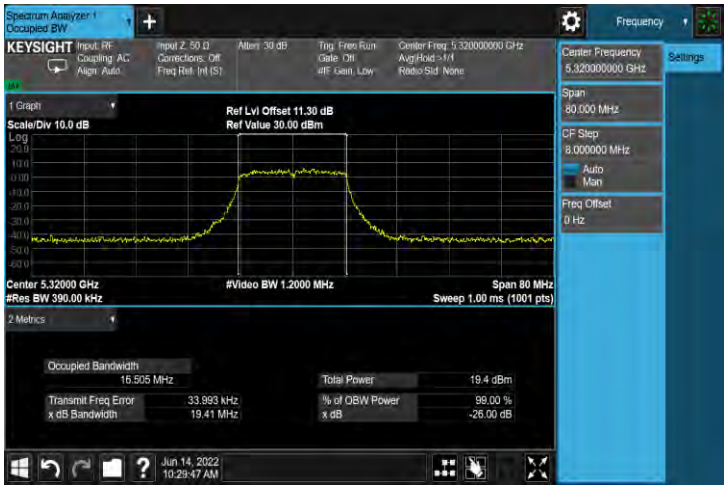

Mode 2: IEEE 802.11a Continuous TX mode_ANT-0	
5500 MHz	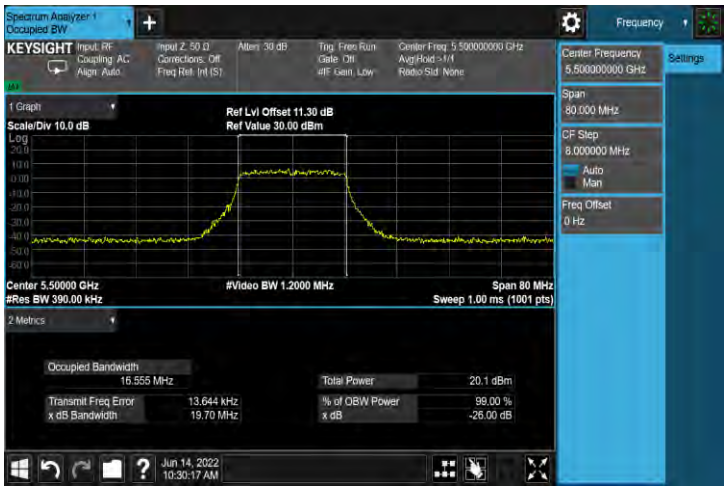
5560 MHz	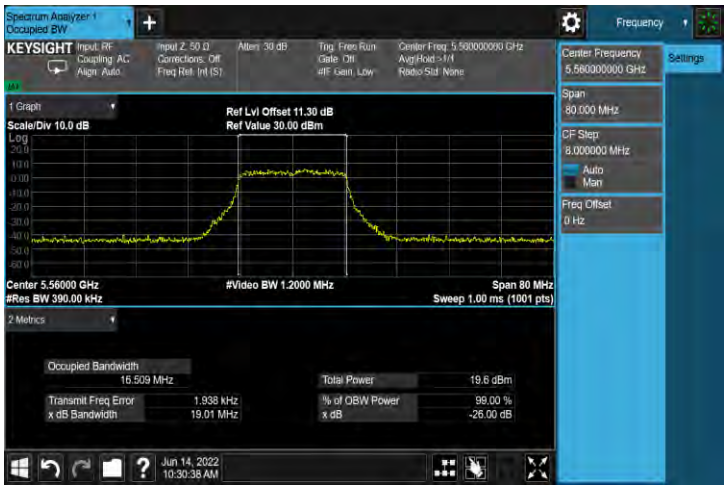
5700 MHz	

Mode 2: IEEE 802.11a Continuous TX mode_ANT-0	
5720 MHz	

Mode 9: IEEE 802.11ax 20 MHz Continuous TX mode_ANT-0	
5180 MHz	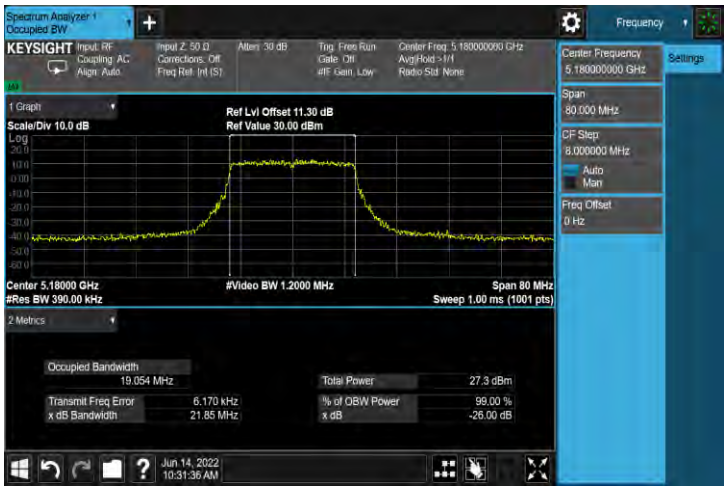
5200 MHz	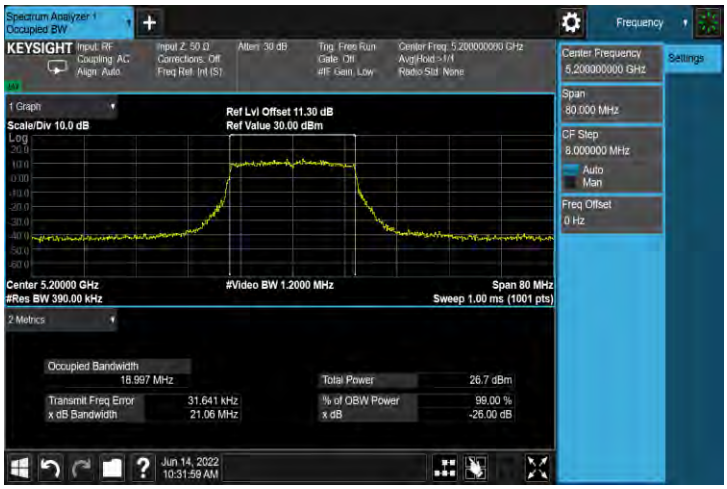
5240 MHz	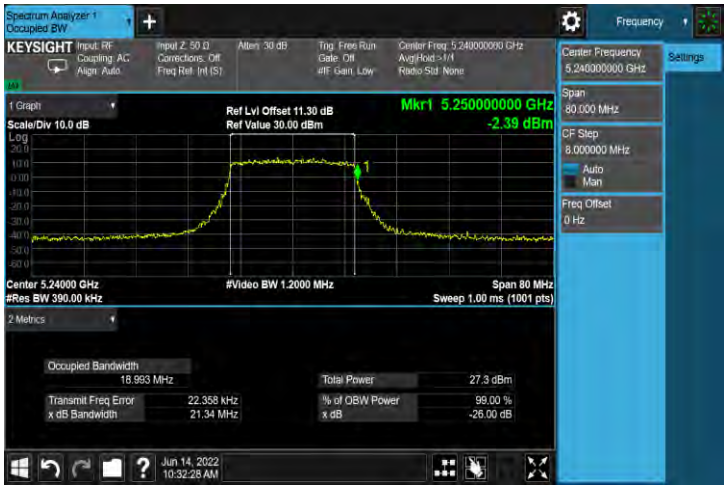

Mode 9: IEEE 802.11ax 20 MHz Continuous TX mode_ANT-0	
5260 MHz	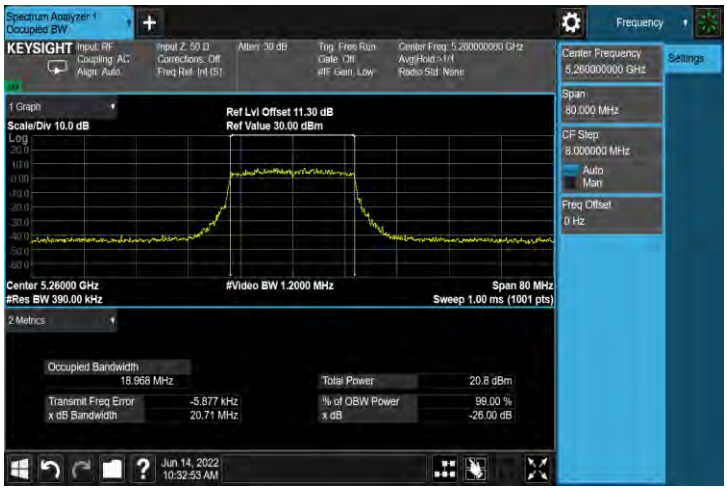
5280 MHz	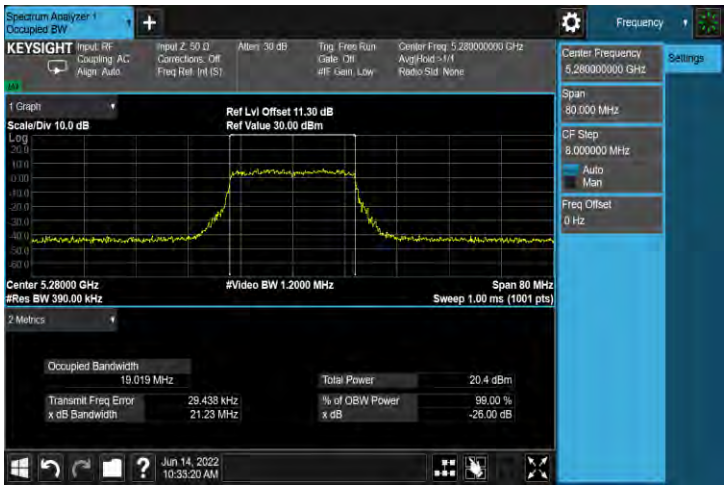
5320 MHz	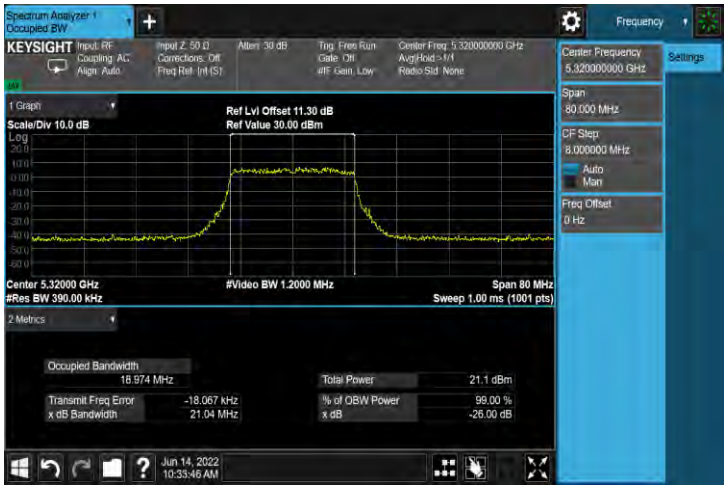

Mode 9: IEEE 802.11ax 20 MHz Continuous TX mode_ANT-0	
5500 MHz	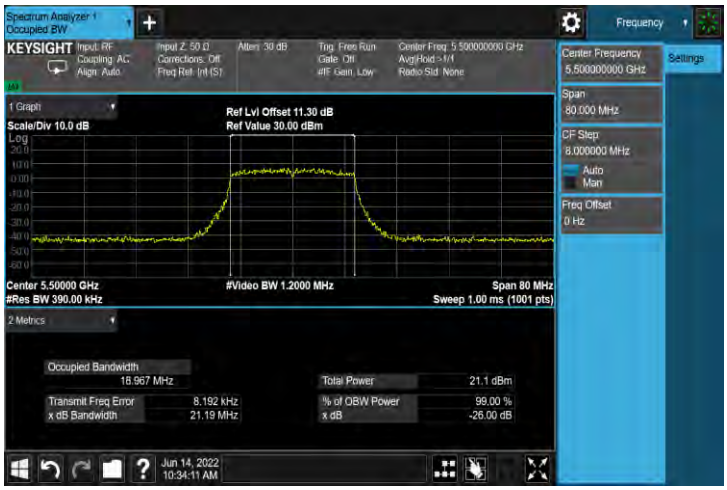
5560 MHz	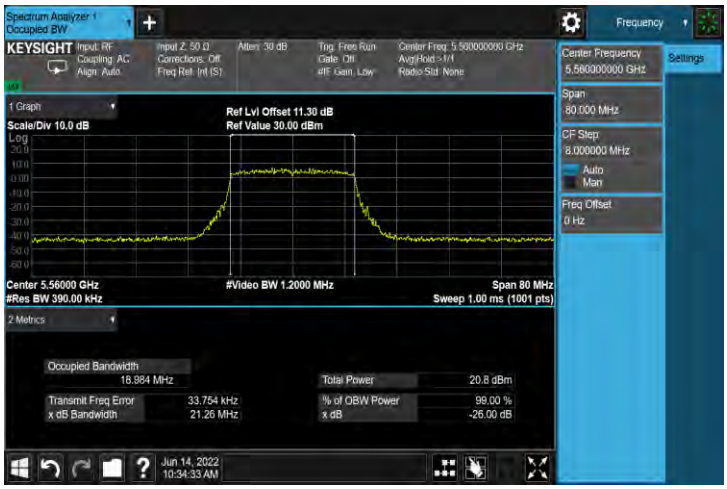
5700 MHz	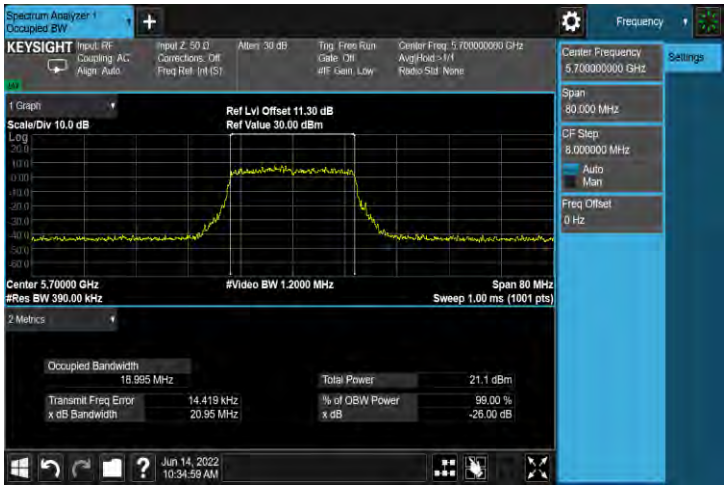

Mode 9: IEEE 802.11ax 20 MHz Continuous TX mode_ANT-0	
5720 MHz	

Mode 10: IEEE 802.11ax 40 MHz Continuous TX mode_ANT-0	
5190 MHz	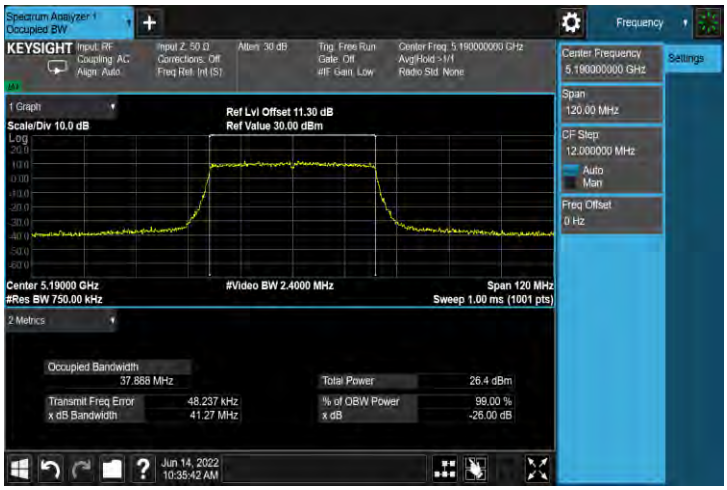
5230 MHz	
5270 MHz	

Mode 10: IEEE 802.11ax 40 MHz Continuous TX mode_ANT-0	
5310 MHz	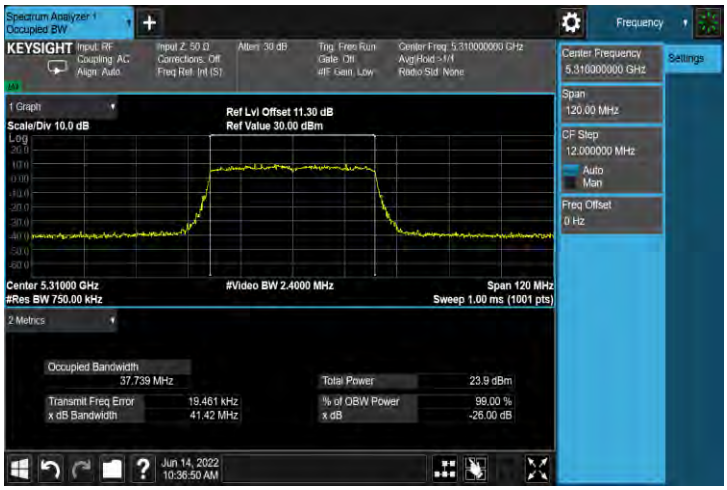
5510 MHz	
5550 MHz	

Mode 10: IEEE 802.11ax 40 MHz Continuous TX mode_ANT-0	
5670 MHz	
5710 MHz	

Mode 11: IEEE 802.11ax 80 MHz Continuous TX mode_ANT-0	
5210 MHz	
5290 MHz	

Mode 11: IEEE 802.11ax 80 MHz Continuous TX mode_ANT-0	
5530 MHz	
5610 MHz	
5690 MHz	

Mode 12: IEEE 802.11ax 80 + 80 MHz Continuous TX mode_ANT-0	
5210 MHz	
5530 MHz	

Mode 2: IEEE 802.11a Continuous TX mode_ANT-1	
5180 MHz	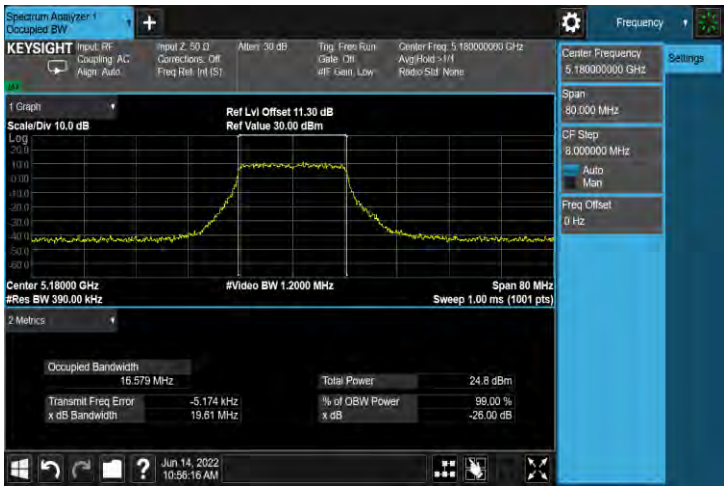
5200 MHz	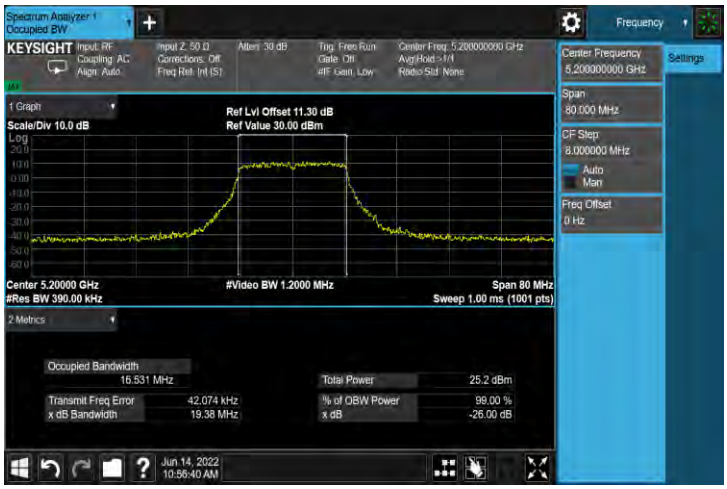
5240 MHz	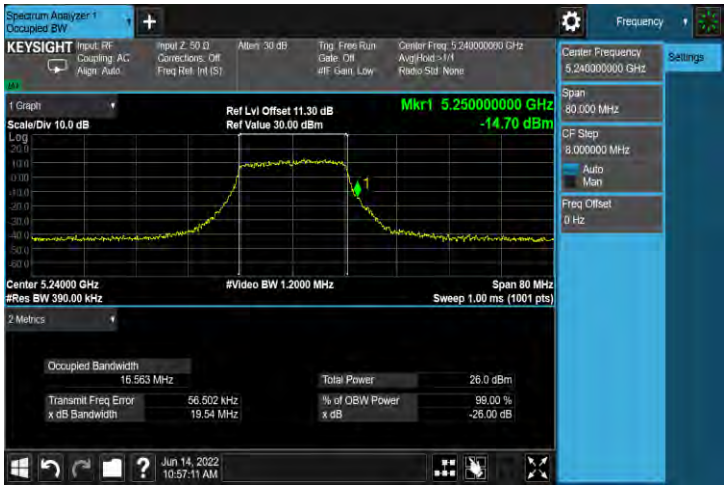

Mode 2: IEEE 802.11a Continuous TX mode_ANT-1	
5260 MHz	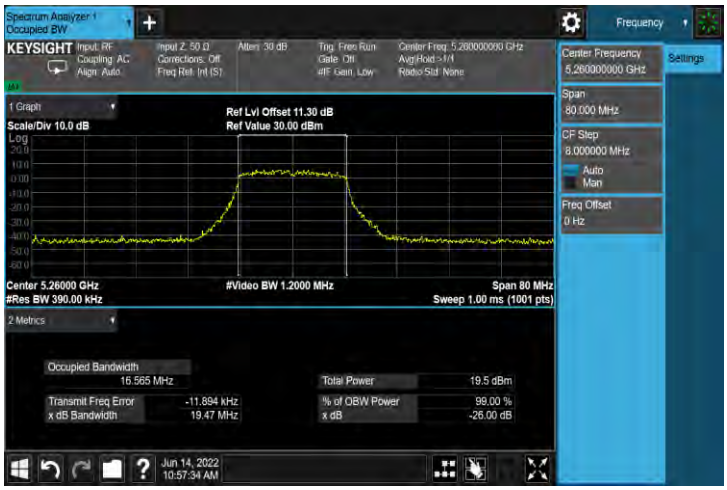
5280 MHz	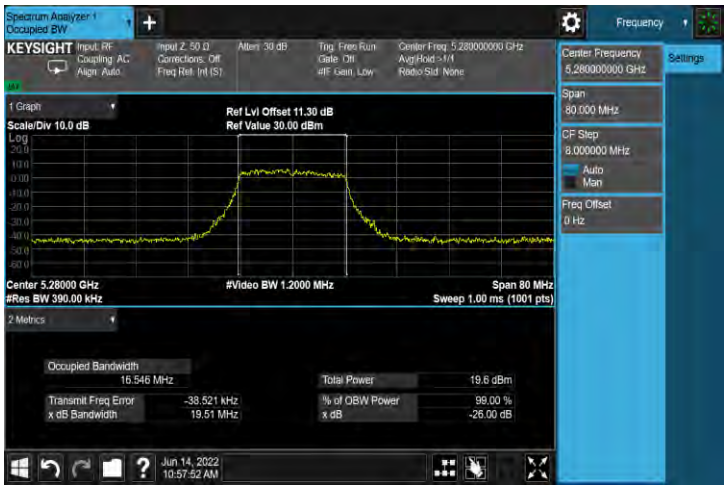
5320 MHz	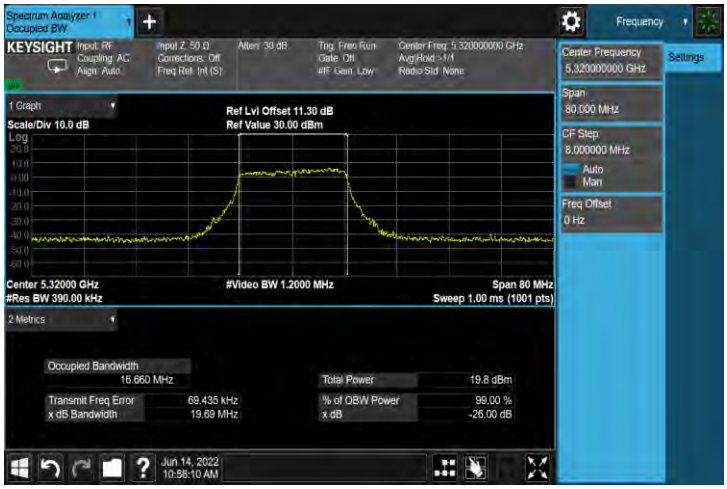

Mode 2: IEEE 802.11a Continuous TX mode_ANT-1	
5500 MHz	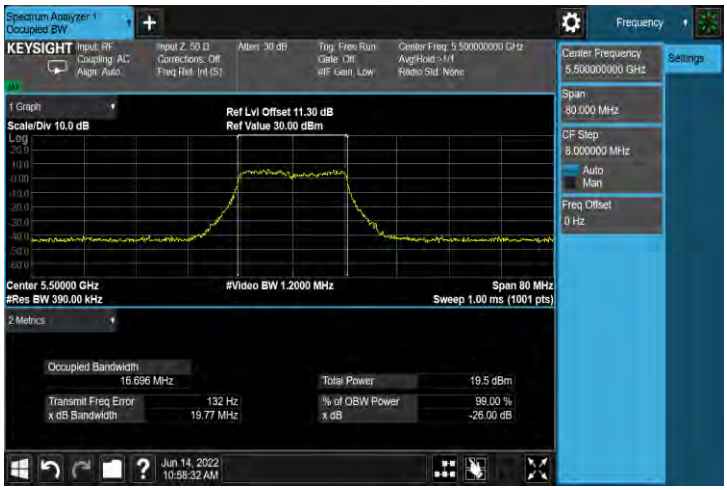
5560 MHz	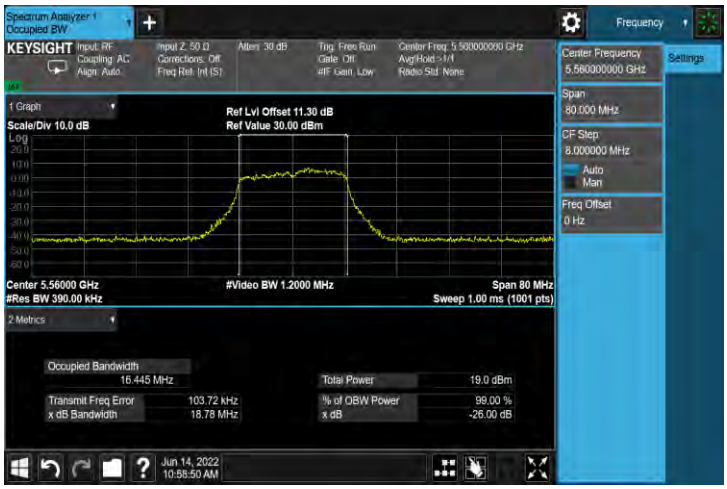
5700 MHz	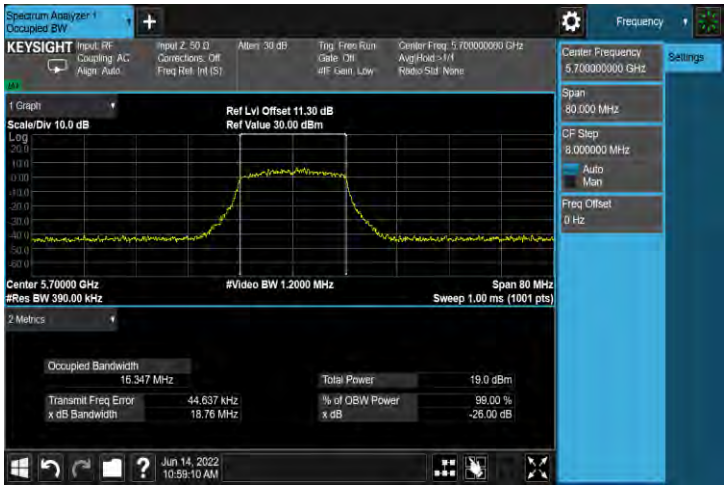

Mode 2: IEEE 802.11a Continuous TX mode_ANT-1	
5720 MHz	

Mode 9: IEEE 802.11ax 20 MHz Continuous TX mode_ANT-1	
5180 MHz	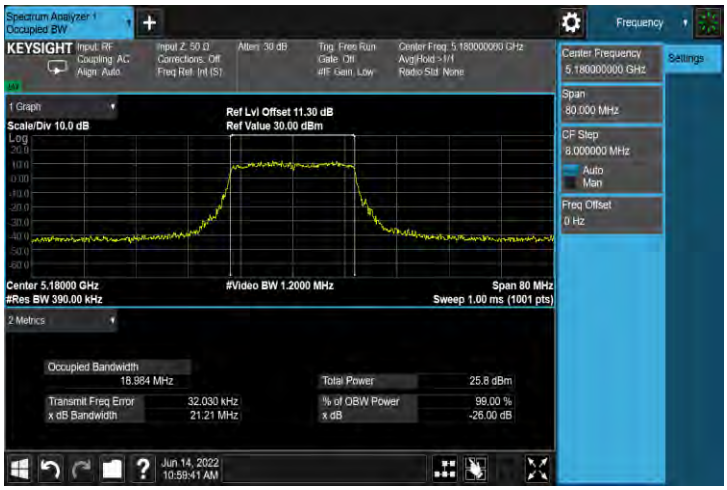
5200 MHz	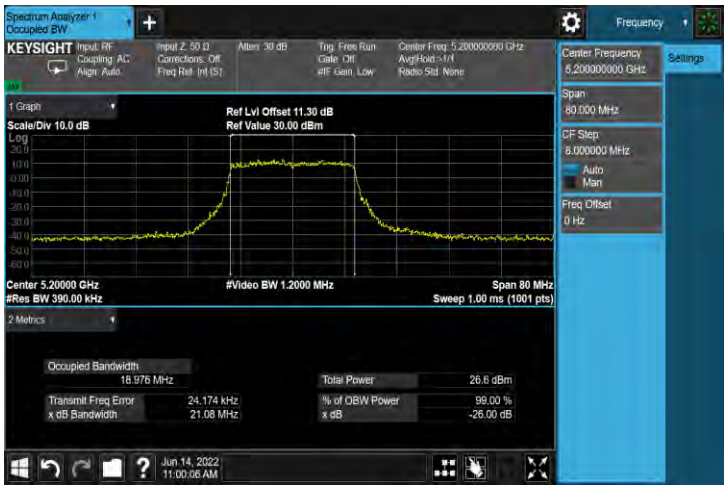
5240 MHz	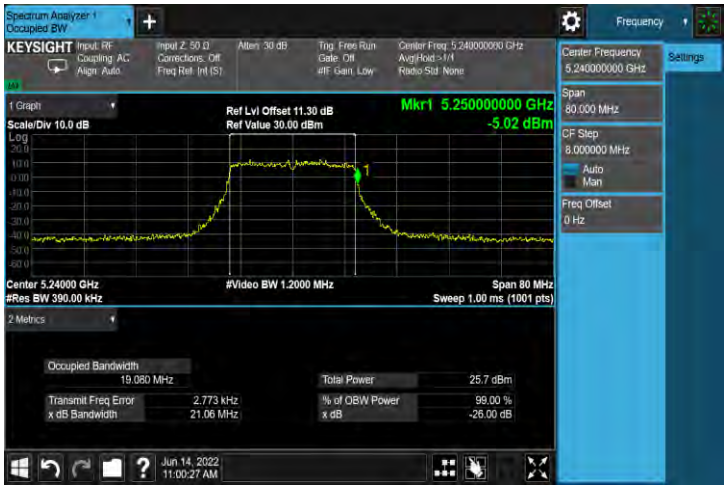

Mode 9: IEEE 802.11ax 20 MHz Continuous TX mode_ANT-1	
5260 MHz	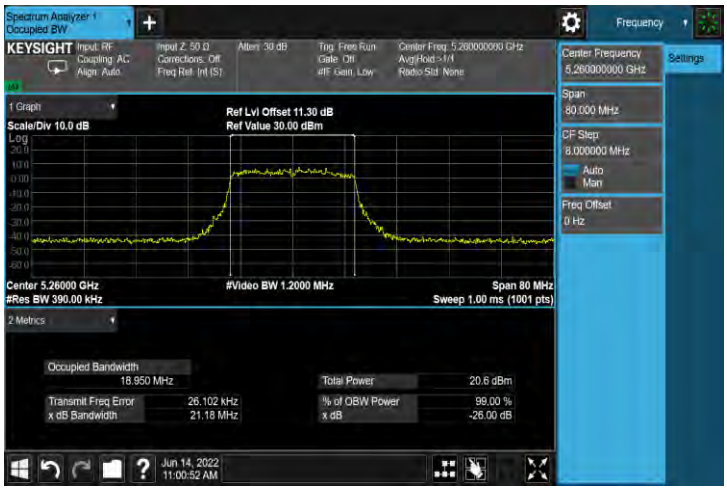
5280 MHz	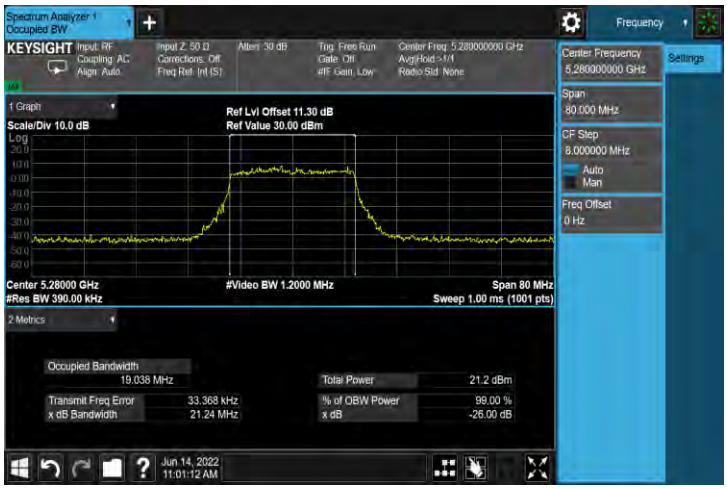
5320 MHz	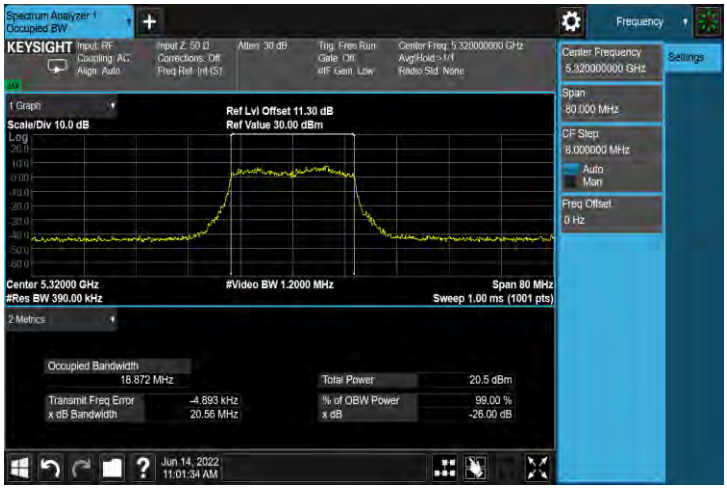

Mode 9: IEEE 802.11ax 20 MHz Continuous TX mode_ANT-1	
5500 MHz	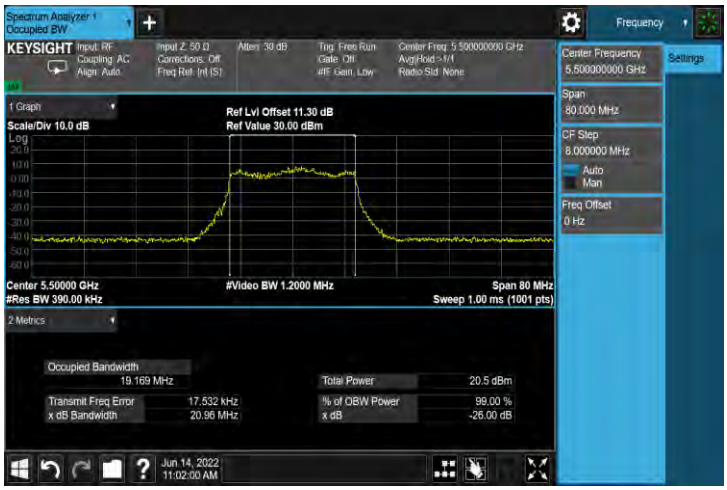
5560 MHz	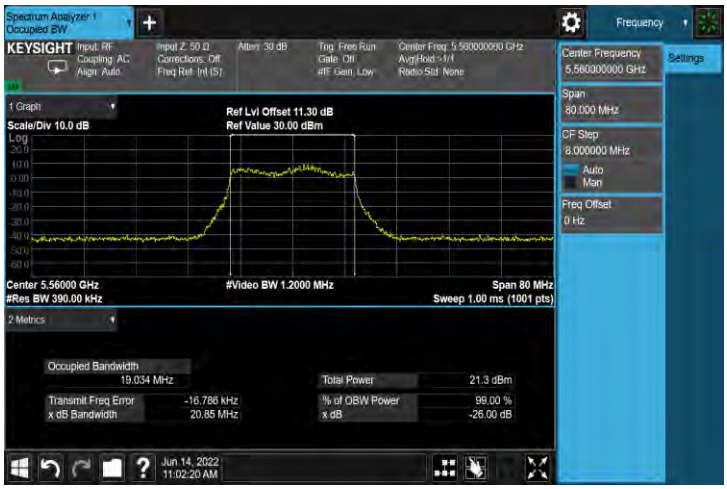
5700 MHz	

Mode 9: IEEE 802.11ax 20 MHz Continuous TX mode_ANT-1	
5720 MHz	

Mode 10: IEEE 802.11ax 40 MHz Continuous TX mode_ANT-1	
5190 MHz	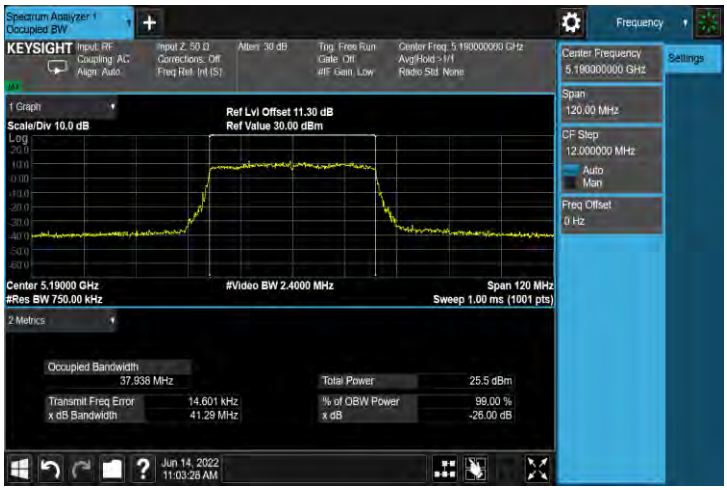
5230 MHz	
5270 MHz	

Mode 10: IEEE 802.11ax 40 MHz Continuous TX mode_ANT-1	
5310 MHz	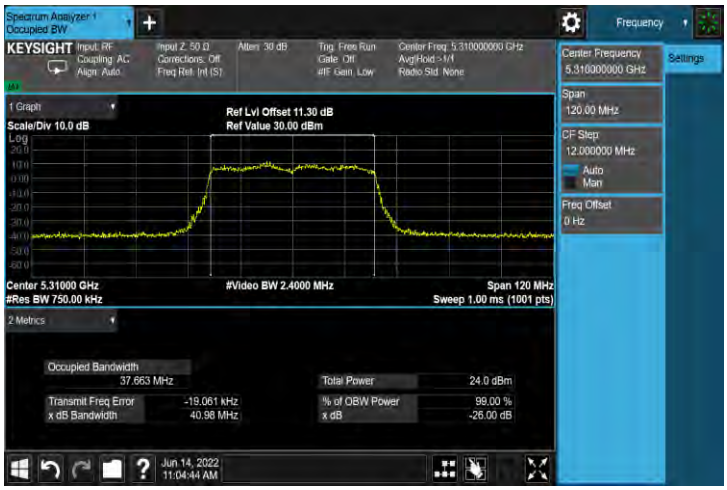
5510 MHz	
5550 MHz	

Mode 10: IEEE 802.11ax 40 MHz Continuous TX mode_ANT-1	
5670 MHz	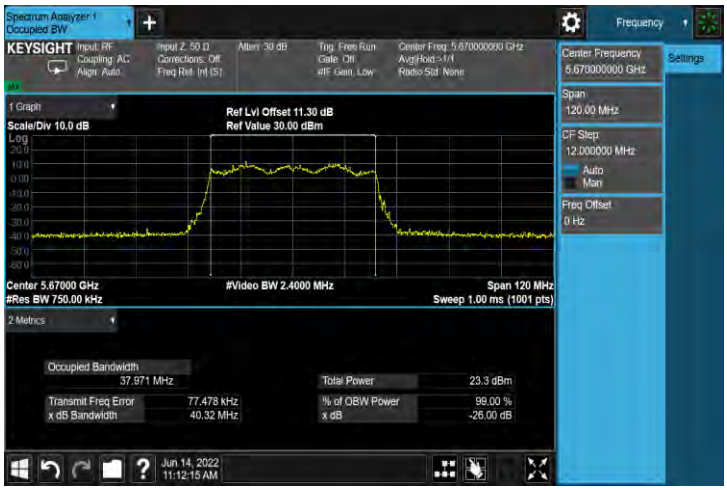
5710 MHz	

Mode 11: IEEE 802.11ax 80 MHz Continuous TX mode_ANT-1	
5210 MHz	
5290 MHz	

Mode 11: IEEE 802.11ax 80 MHz Continuous TX mode_ANT-1	
5530 MHz	
5610 MHz	
5690 MHz	

Mode 12: IEEE 802.11ax 80 + 80 MHz Continuous TX mode_ANT-1	
5210 MHz	
5530 MHz	

Mode 2: IEEE 802.11a Continuous TX mode_ANT-2	
5180 MHz	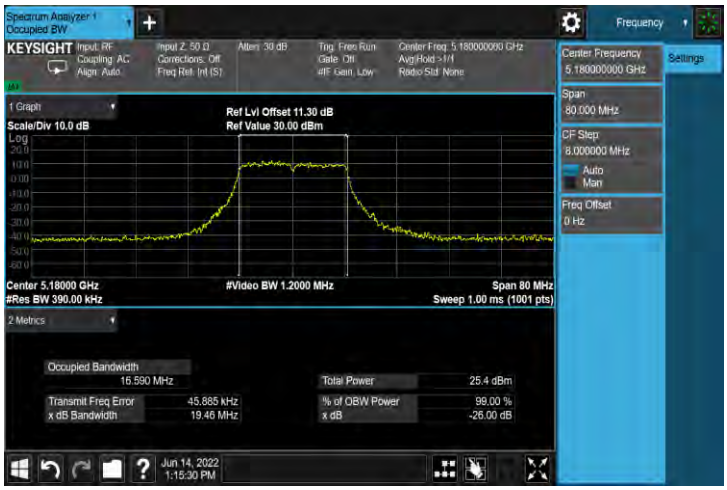
5200 MHz	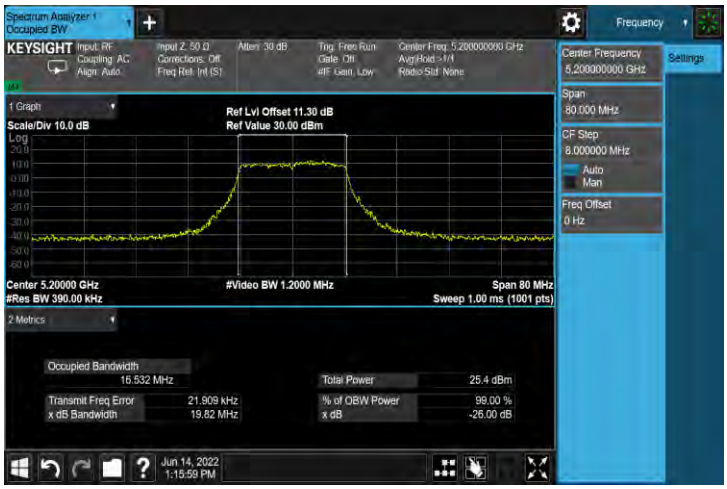
5240 MHz	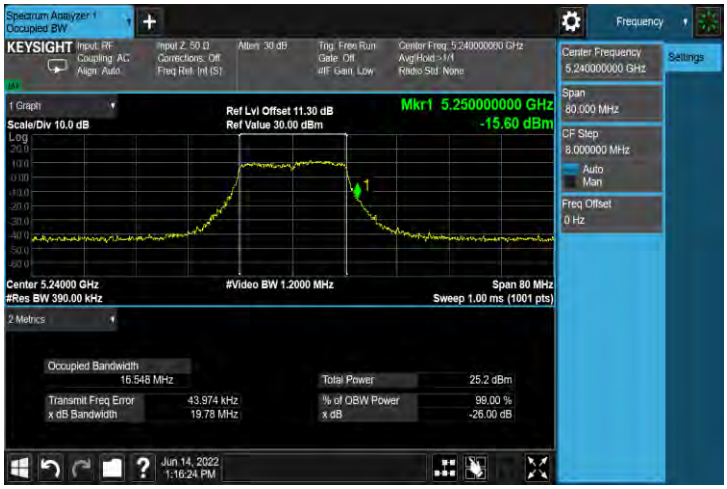

Mode 2: IEEE 802.11a Continuous TX mode_ANT-2	
5260 MHz	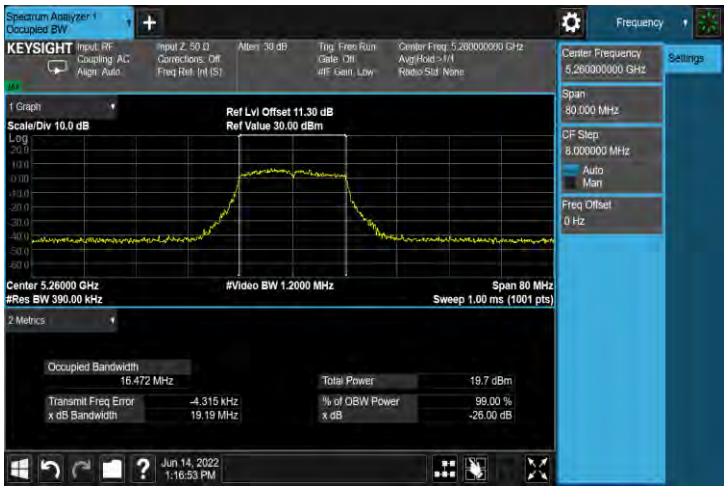
5280 MHz	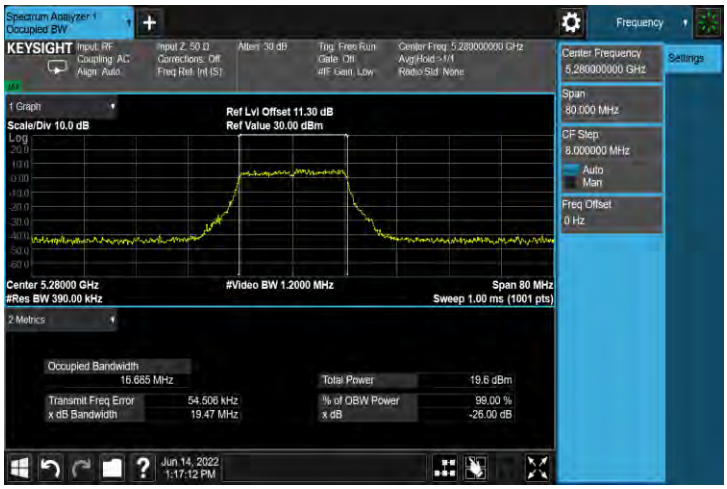
5320 MHz	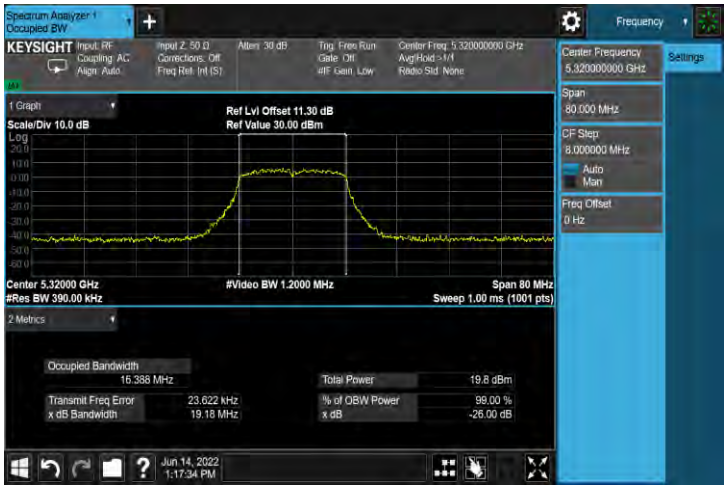

Mode 2: IEEE 802.11a Continuous TX mode_ANT-2	
5500 MHz	
5560 MHz	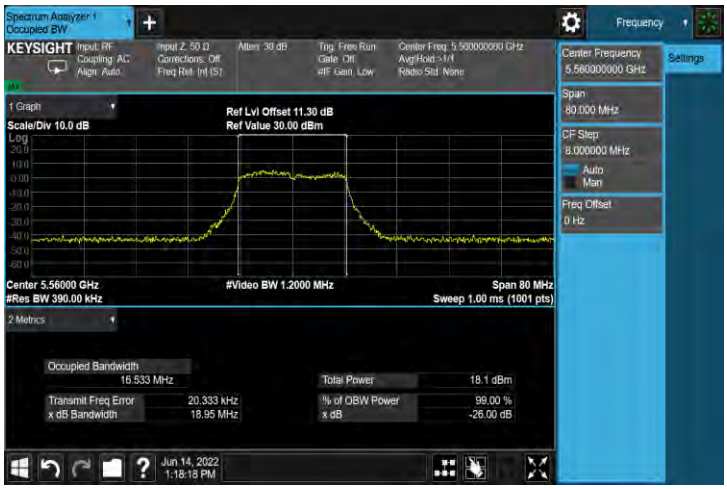
5700 MHz	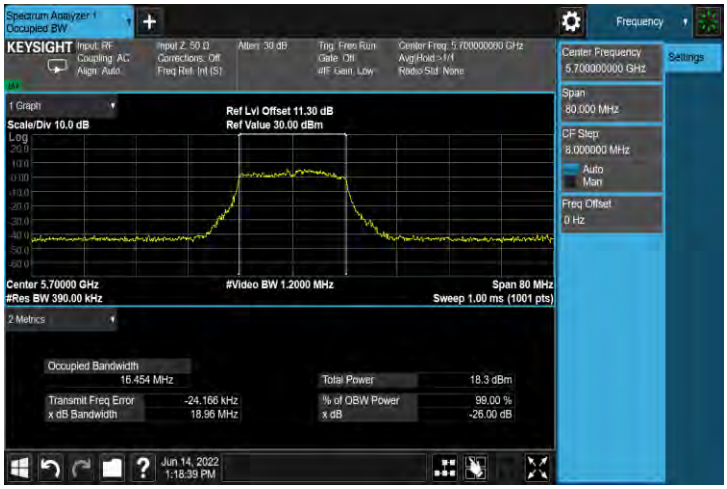

Mode 2: IEEE 802.11a Continuous TX mode_ANT-2	
5720 MHz	

Mode 9: IEEE 802.11ax 20 MHz Continuous TX mode_ANT-2	
5180 MHz	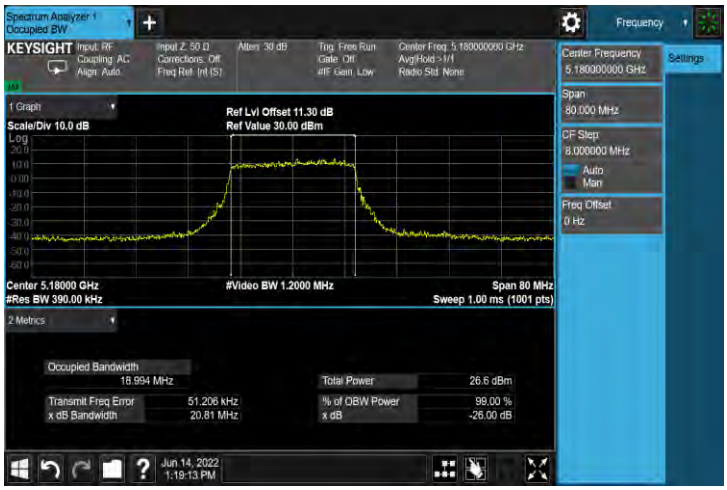
5200 MHz	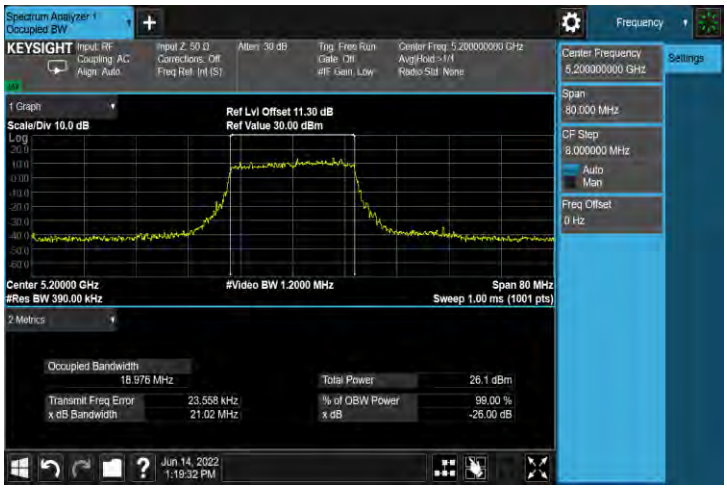
5240 MHz	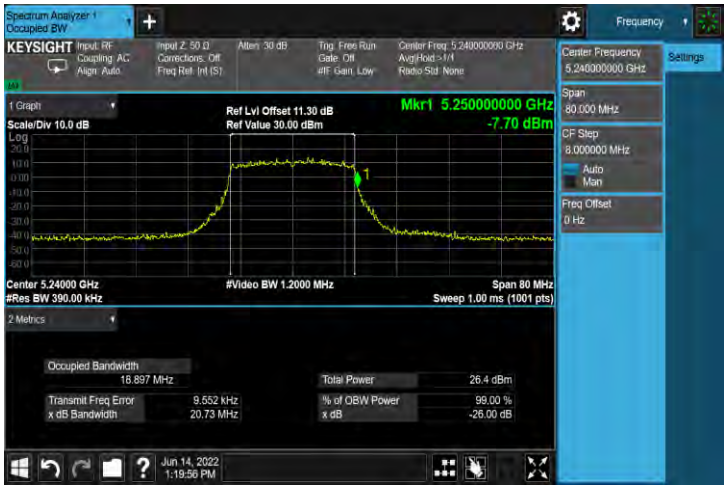

Mode 9: IEEE 802.11ax 20 MHz Continuous TX mode_ANT-2	
5260 MHz	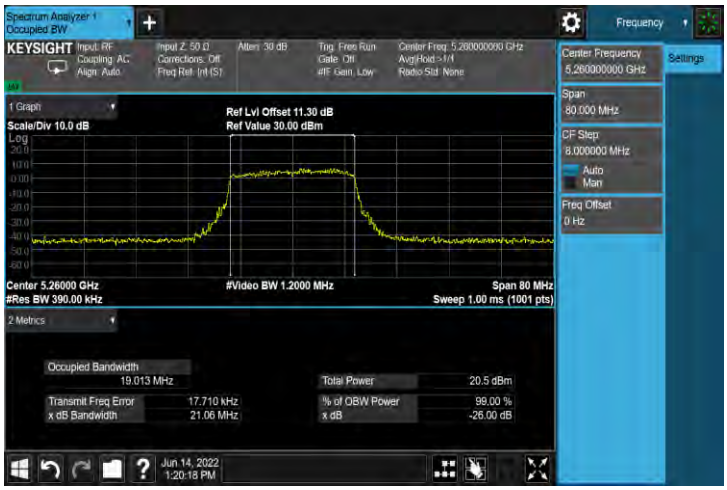
5280 MHz	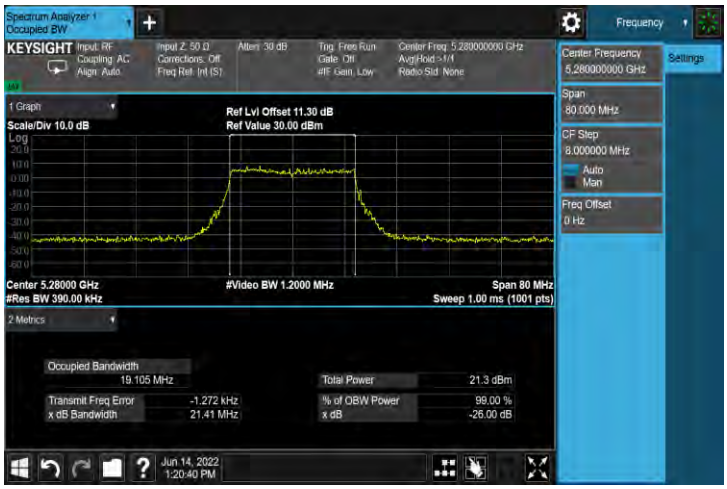
5320 MHz	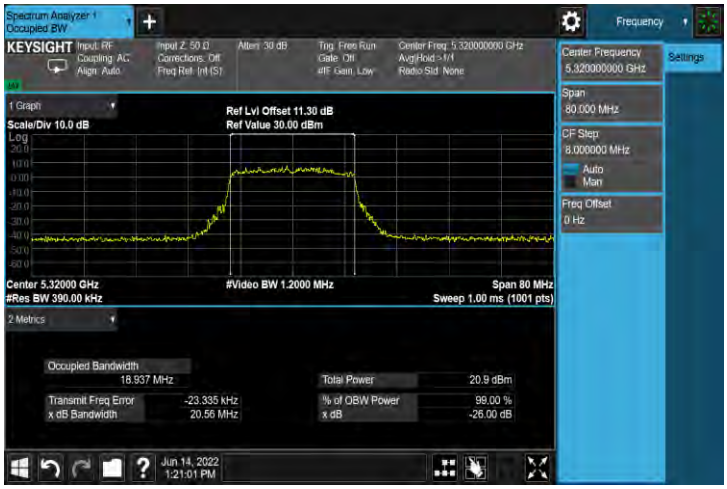

Mode 9: IEEE 802.11ax 20 MHz Continuous TX mode_ANT-2	
5500 MHz	
5560 MHz	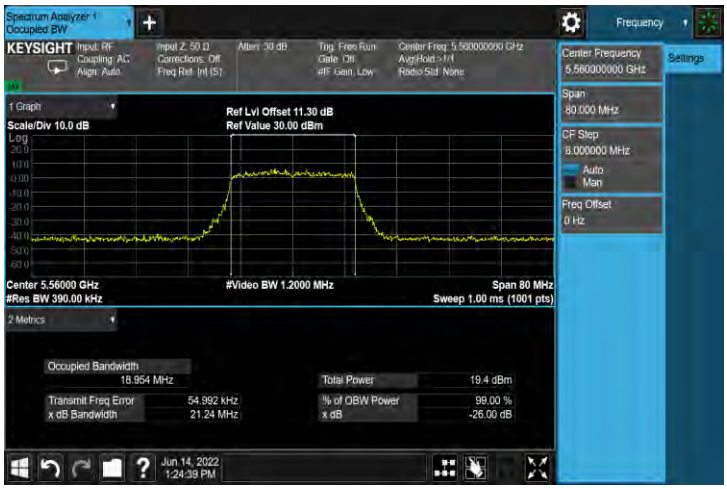
5700 MHz	

Mode 9: IEEE 802.11ax 20 MHz Continuous TX mode_ANT-2	
5720 MHz	

Mode 10: IEEE 802.11ax 40 MHz Continuous TX mode_ANT-2	
5190 MHz	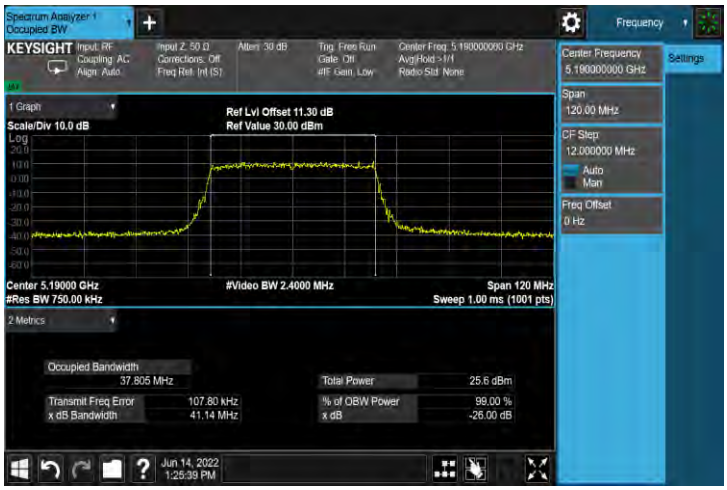
5230 MHz	
5270 MHz	

Mode 10: IEEE 802.11ax 40 MHz Continuous TX mode_ANT-2	
5310 MHz	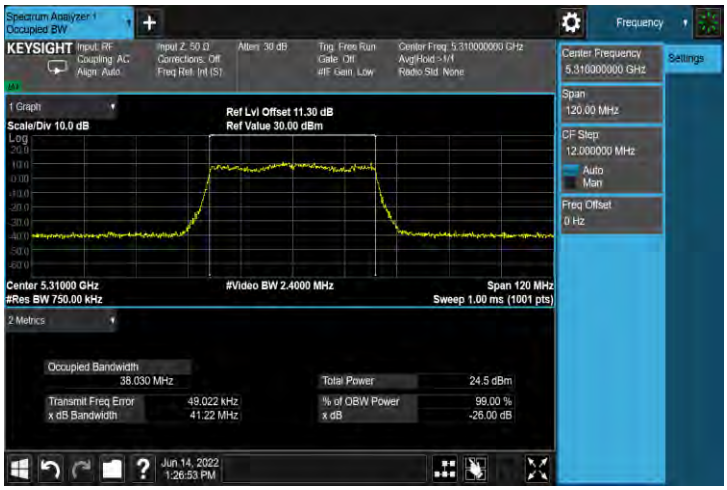
5510 MHz	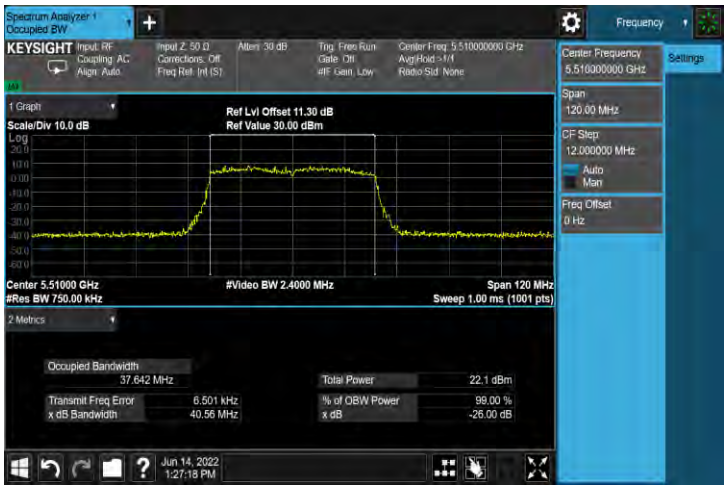
5550 MHz	

Mode 10: IEEE 802.11ax 40 MHz Continuous TX mode_ANT-2	
5670 MHz	
5710 MHz	

Mode 11: IEEE 802.11ax 80 MHz Continuous TX mode_ANT-2	
5210 MHz	
5290 MHz	