Mode 11: IEEE 802.11ax 80 MHz Continuous TX mode_ANT-2	
5530 MHz	
5610 MHz	
5690 MHz	

Mode 12: IEEE 802.11ax 80 + 80 MHz Continuous TX mode_ANT-2	
5290 MHz	

Mode 12: IEEE 802.11ax 80 + 80 MHz Continuous TX mode_ANT-2	
5610 MHz	

Mode 2: IEEE 802.11a Continuous TX mode_ANT-3	
5180 MHz	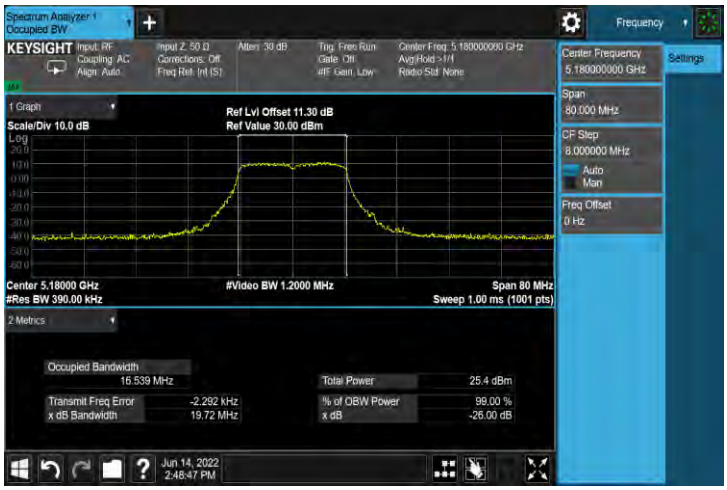
5200 MHz	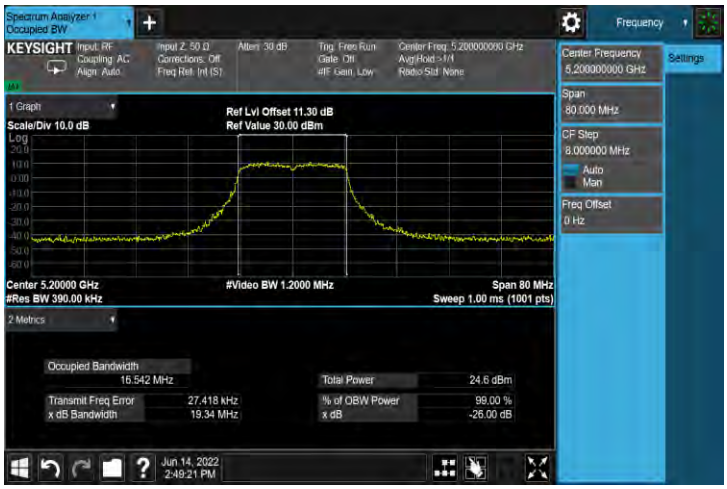
5240 MHz	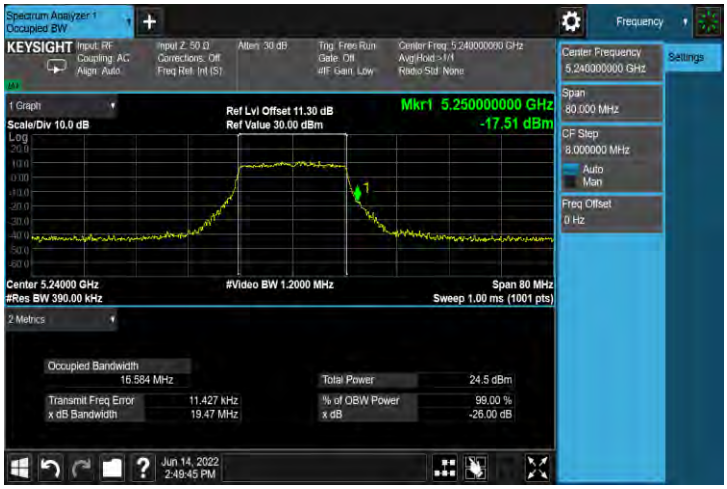

Mode 2: IEEE 802.11a Continuous TX mode_ANT-3	
5260 MHz	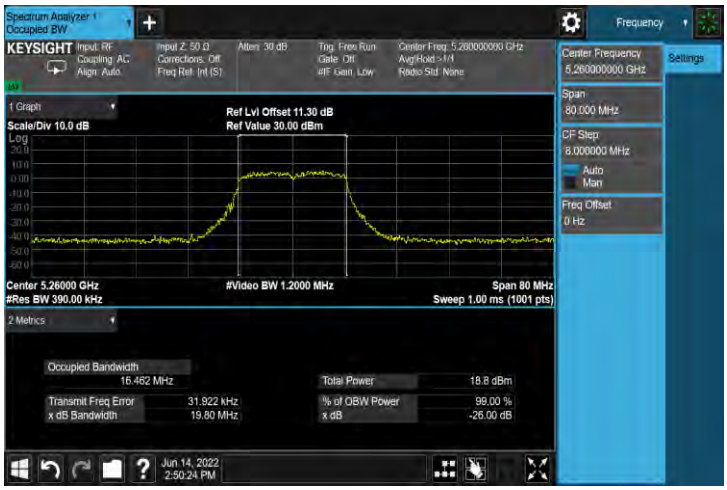
5280 MHz	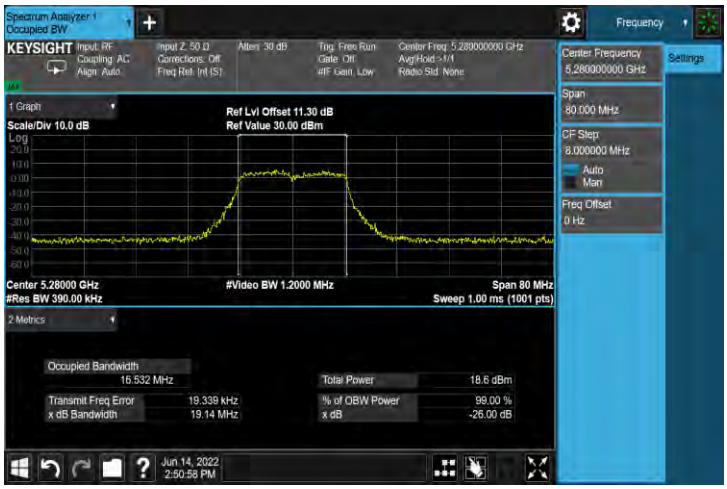
5320 MHz	

Mode 2: IEEE 802.11a Continuous TX mode_ANT-3	
5500 MHz	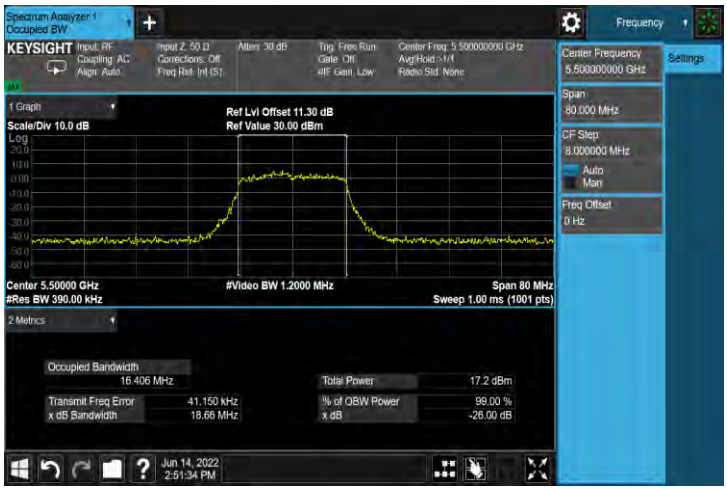
5560 MHz	
5700 MHz	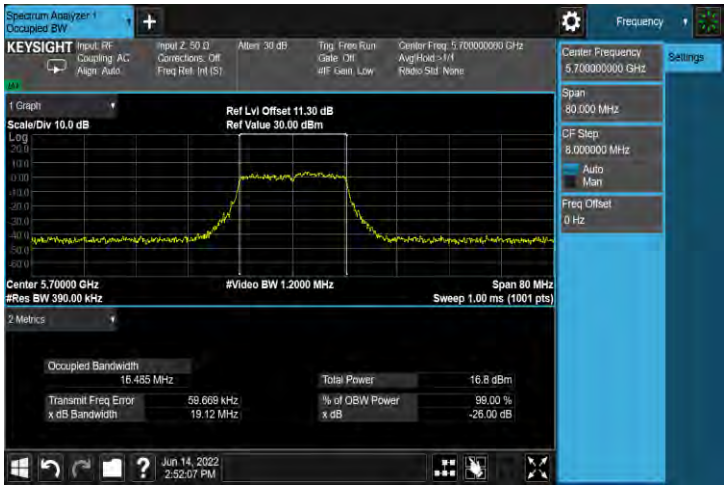

Mode 2: IEEE 802.11a Continuous TX mode_ANT-3	
5720 MHz	

Mode 9: IEEE 802.11ax 20 MHz Continuous TX mode_ANT-3	
5180 MHz	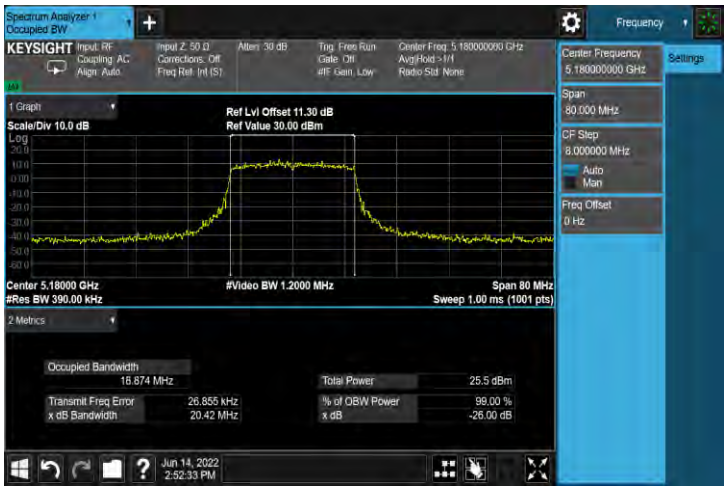
5200 MHz	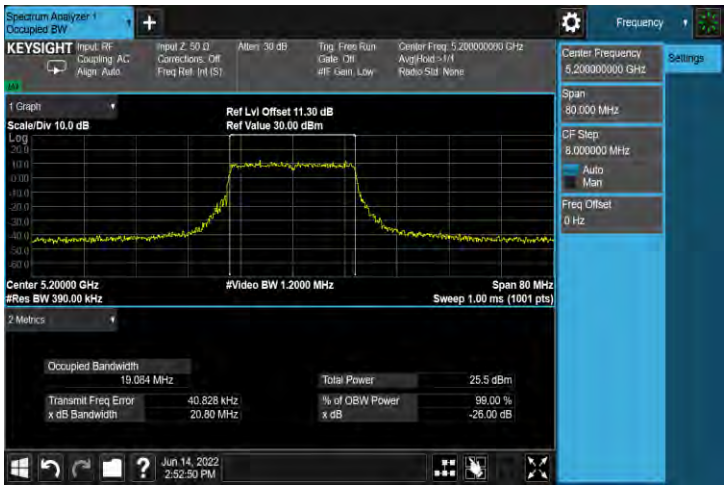
5240 MHz	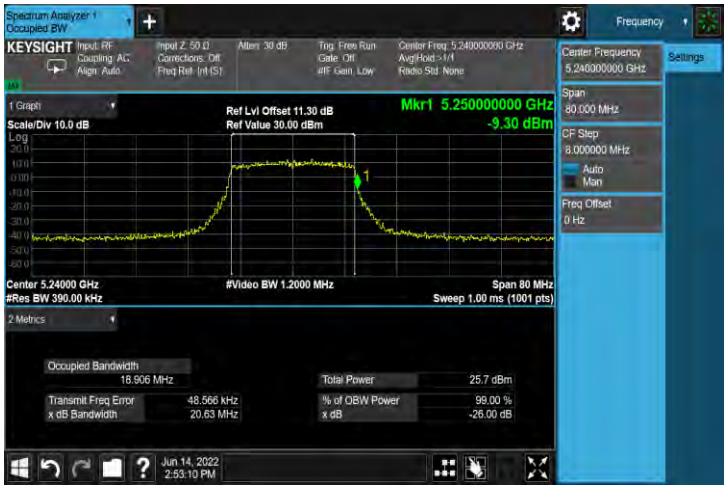

Mode 9: IEEE 802.11ax 20 MHz Continuous TX mode_ANT-3	
5260 MHz	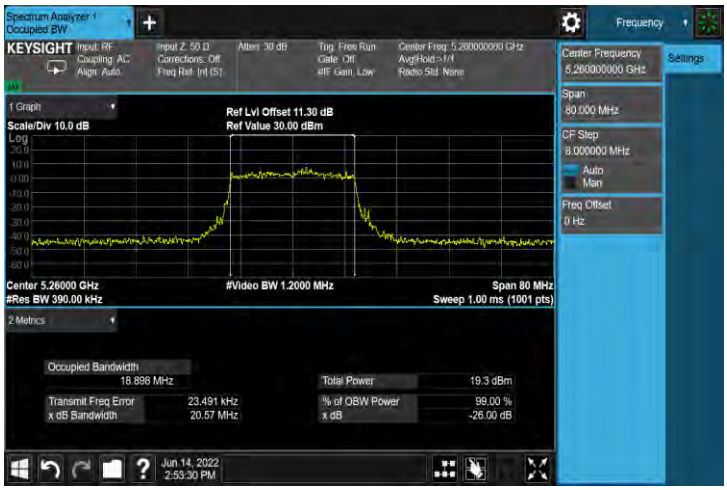
5280 MHz	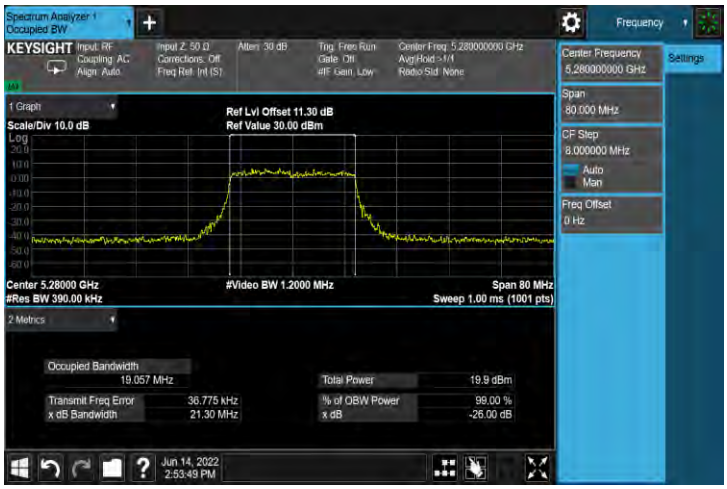
5320 MHz	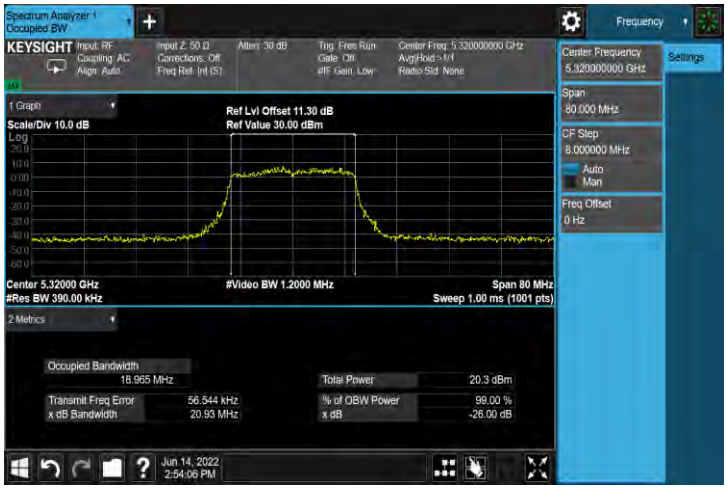

Mode 9: IEEE 802.11ax 20 MHz Continuous TX mode_ANT-3	
5500 MHz	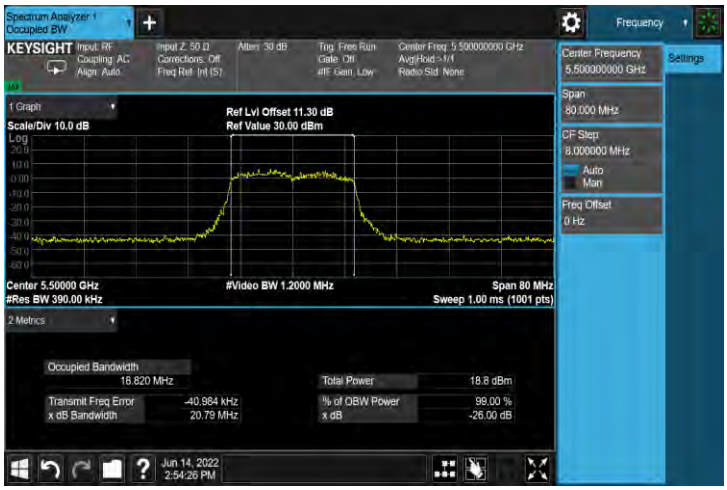
5560 MHz	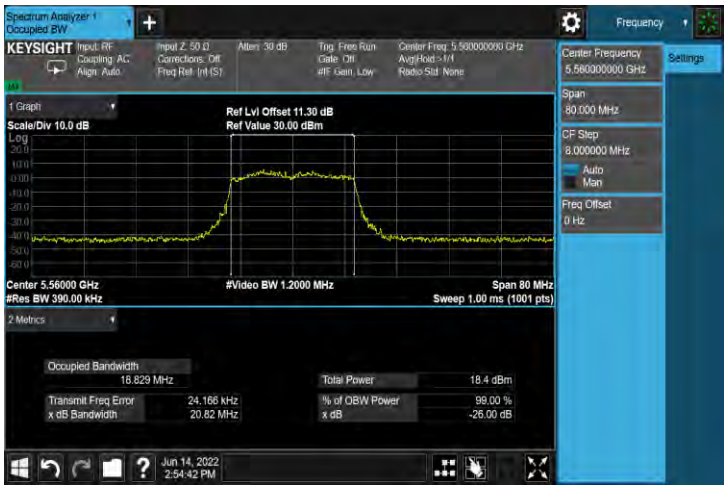
5700 MHz	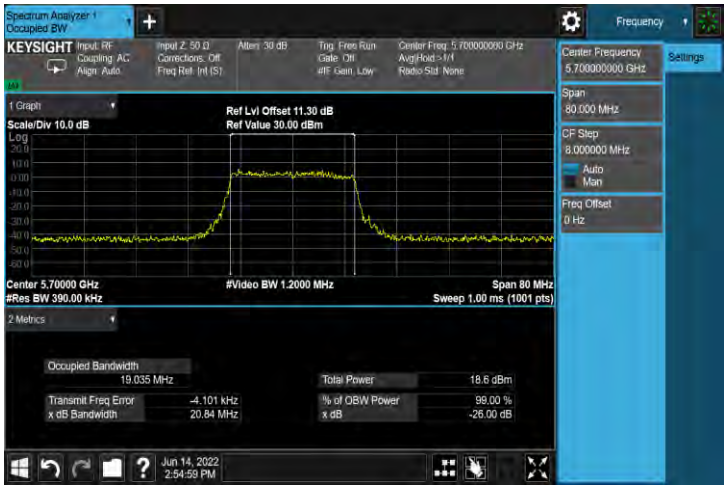

Mode 9: IEEE 802.11ax 20 MHz Continuous TX mode_ANT-3	
5720 MHz	

Mode 10: IEEE 802.11ax 40 MHz Continuous TX mode_ANT-3	
5190 MHz	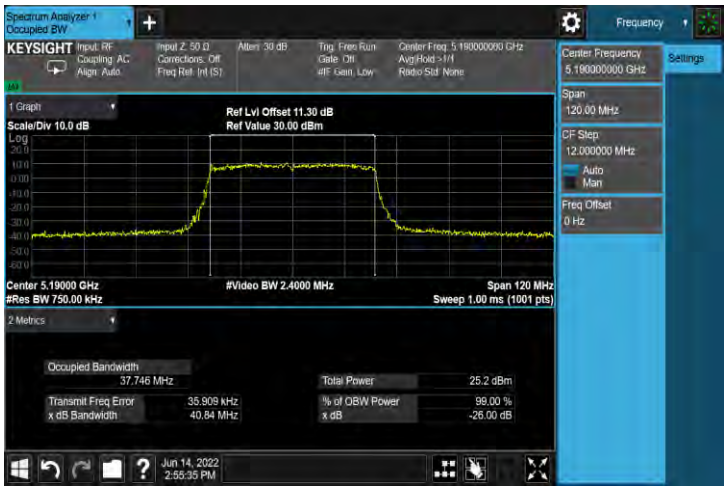
5230 MHz	
5270 MHz	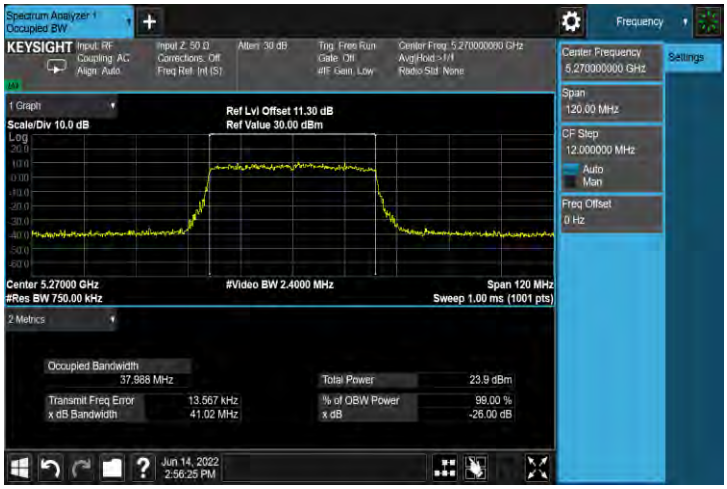

Mode 10: IEEE 802.11ax 40 MHz Continuous TX mode_ANT-3	
5310 MHz	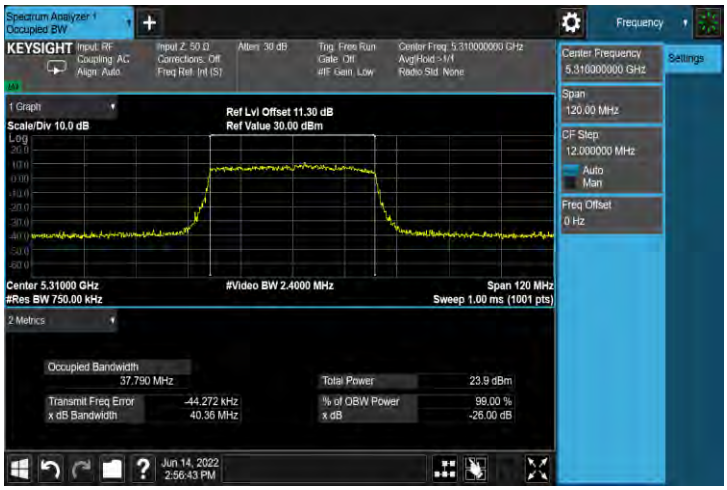
5510 MHz	
5550 MHz	

Mode 10: IEEE 802.11ax 40 MHz Continuous TX mode_ANT-3	
5670 MHz	
5710 MHz	

Mode 11: IEEE 802.11ax 80 MHz Continuous TX mode_ANT-3	
5210 MHz	
5290 MHz	

Mode 11: IEEE 802.11ax 80 MHz Continuous TX mode_ANT-3	
5530 MHz	
5610 MHz	
5690 MHz	

Mode 12: IEEE 802.11ax 80 + 80 MHz Continuous TX mode_ANT-3	
5290 MHz	

Mode 12: IEEE 802.11ax 80 + 80 MHz Continuous TX mode_ANT-3	
5610 MHz	

6 dB RF Bandwidth Measurement

Test Mode	Frequency (MHz)	26 dB RF Bandwidth (kHz)				Limit (kHz)
		ANT-0	ANT-1	ANT-2	ANT-3	
Mode 2	5720	3182	3151	3228	3244	≥ 500
	5745	16360	10470	16400	16090	≥ 500
	5785	16380	11970	16030	14680	≥ 500
	5825	16440	15830	16440	12820	≥ 500
	5845	16360	10790	15150	16330	≥ 500
	5865	16370	16520	13860	16410	≥ 500
	5885	16330	16470	15740	16360	≥ 500
Mode 9	5720	4499	4549	4556	4573	≥ 500
	5745	18320	15430	18990	18930	≥ 500
	5785	18990	18890	18410	18460	≥ 500
	5825	18390	18030	18930	16220	≥ 500
	5845	18810	17100	19050	19120	≥ 500
	5865	19040	16990	14440	18680	≥ 500
	5865	18050	18140	19150	16140	≥ 500
Mode 10	5710	4074	4132	4078	3942	≥ 500
	5755	37990	35420	37990	35310	≥ 500
	5795	36340	33550	32390	37060	≥ 500
	5835	38000	34230	33190	36700	≥ 500
	5875	37740	36460	33350	34540	≥ 500
Mode 11	5690	4083	4077	4094	3995	≥ 500
	5775	75080	72530	72950	75310	≥ 500
	5855	77140	74970	72340	70480	≥ 500
Mode 12	5775	77250	73620	---	---	≥ 500
	5855	---	---	77880	76140	≥ 500

■ **Test Graphs**

Mode 2: IEEE 802.11a Continuous TX mode_ANT-0	
5720 MHz	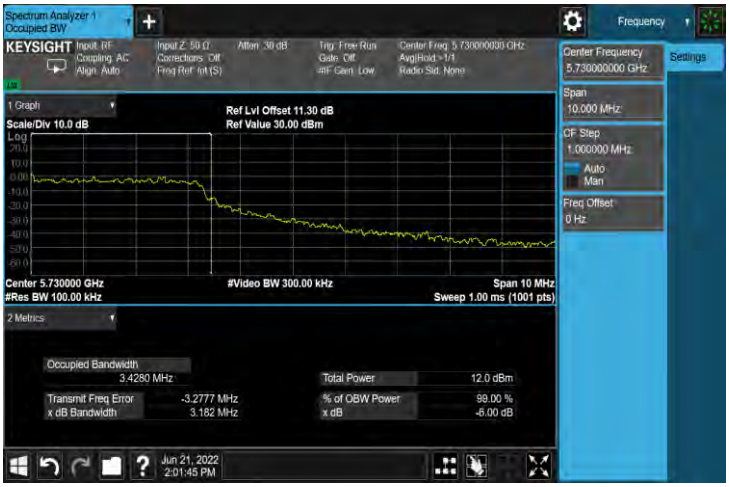

Mode 2: IEEE 802.11a Continuous TX mode_ANT-0	
5745 MHz	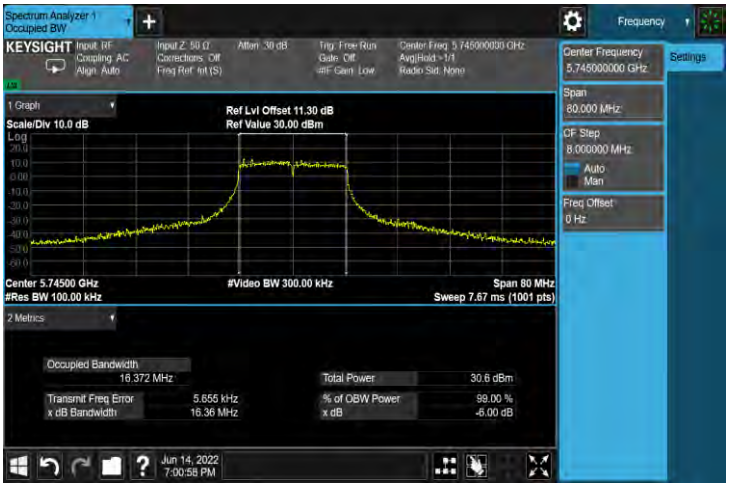
5785 MHz	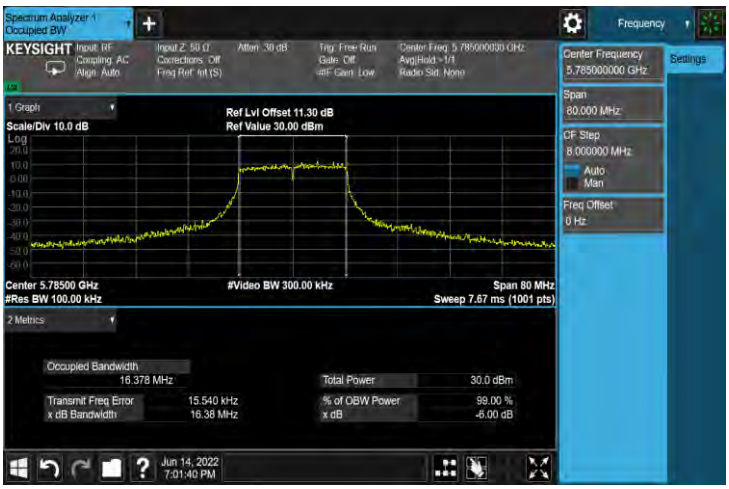
5825 MHz	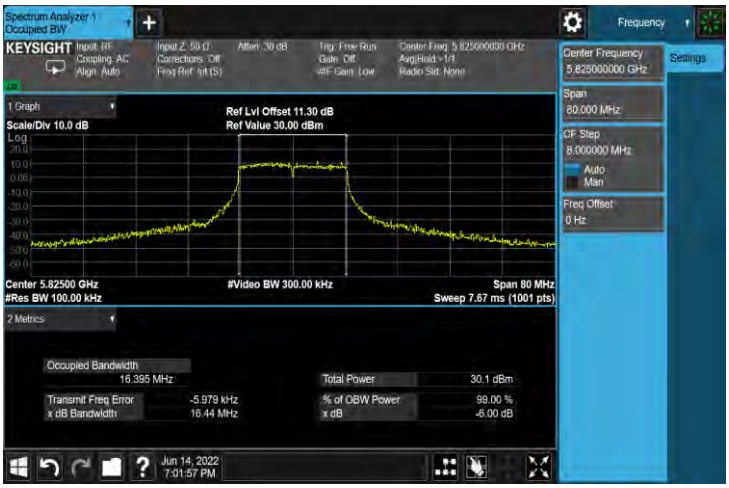

Mode 2: IEEE 802.11a Continuous TX mode_ANT-0	
5845 MHz	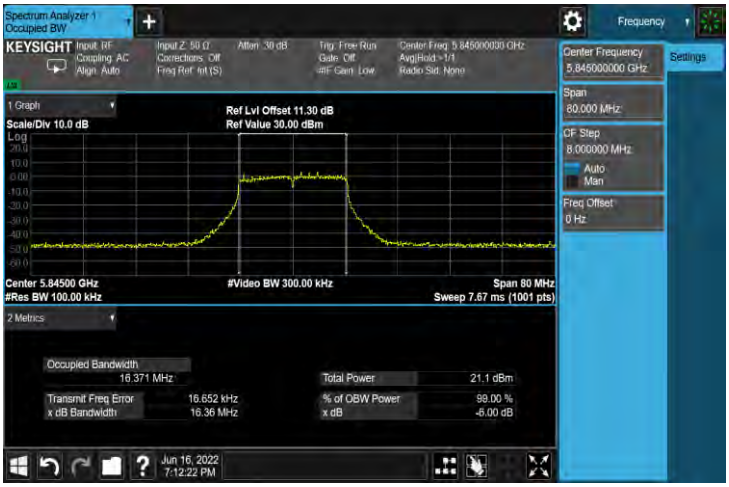
5865 MHz	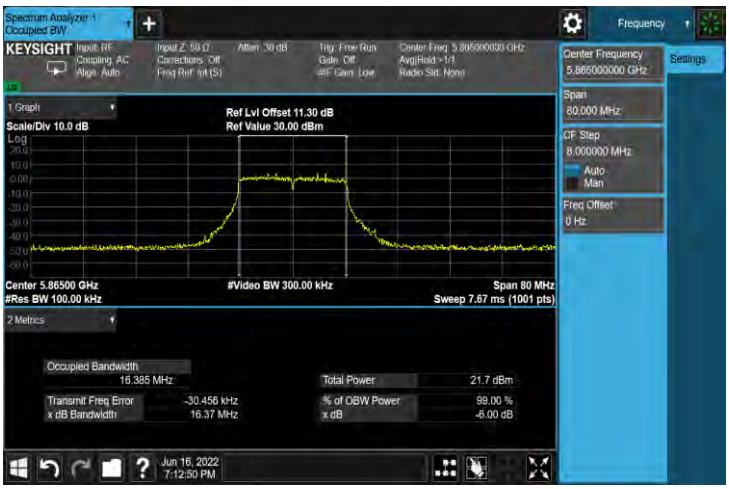
5885 MHz	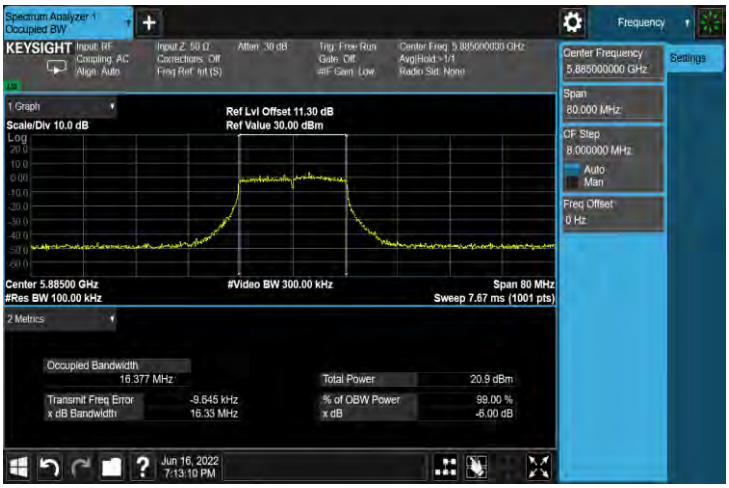

Mode 9: IEEE 802.11ax 20 MHz Continuous TX mode_ANT-0	
5720 MHz	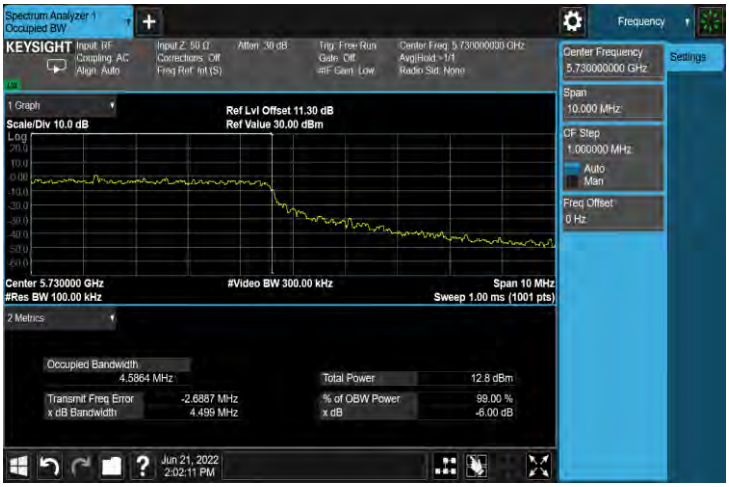

Mode 9: IEEE 802.11ax 20 MHz Continuous TX mode_ANT-0	
5745 MHz	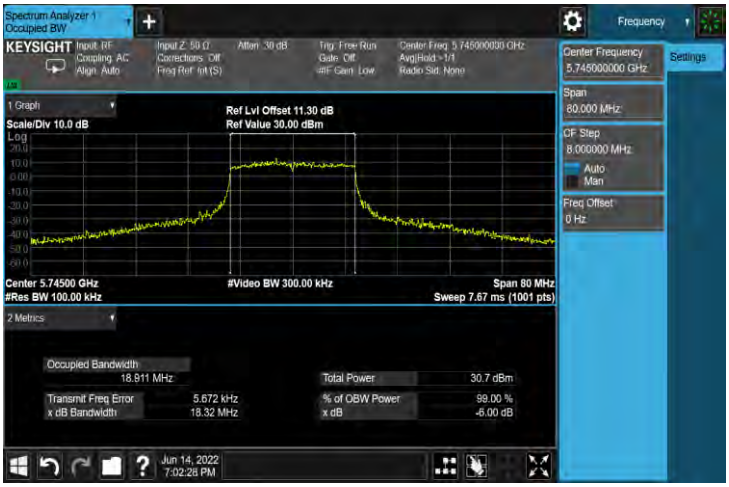
5785 MHz	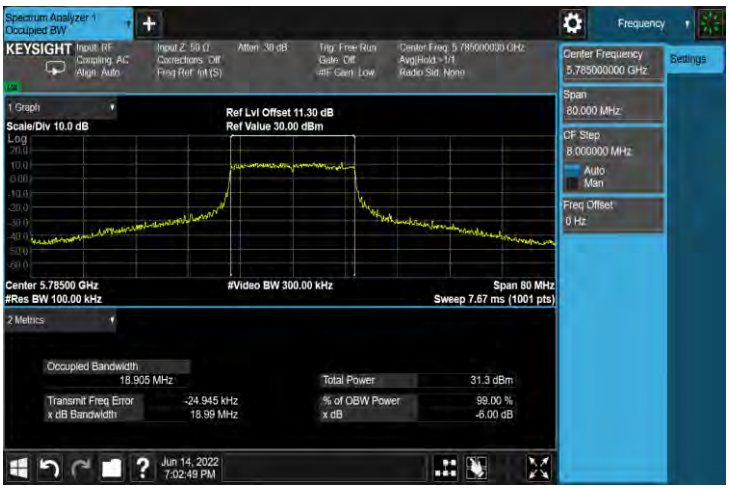
5825 MHz	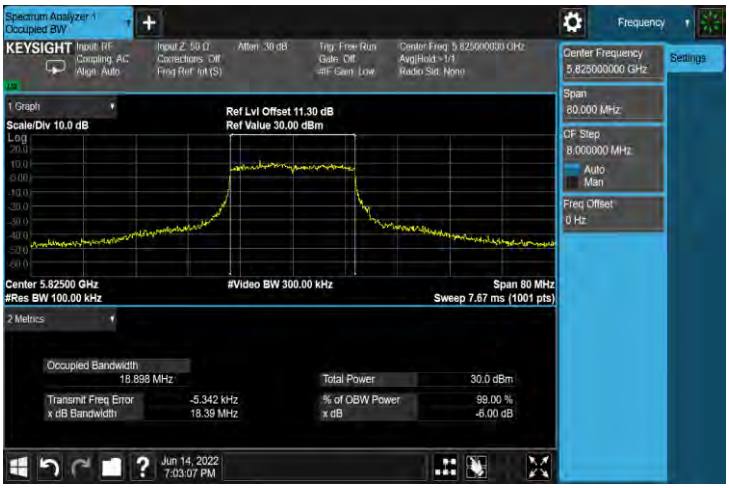

Mode 9: IEEE 802.11ax 20 MHz Continuous TX mode_ANT-0	
5845 MHz	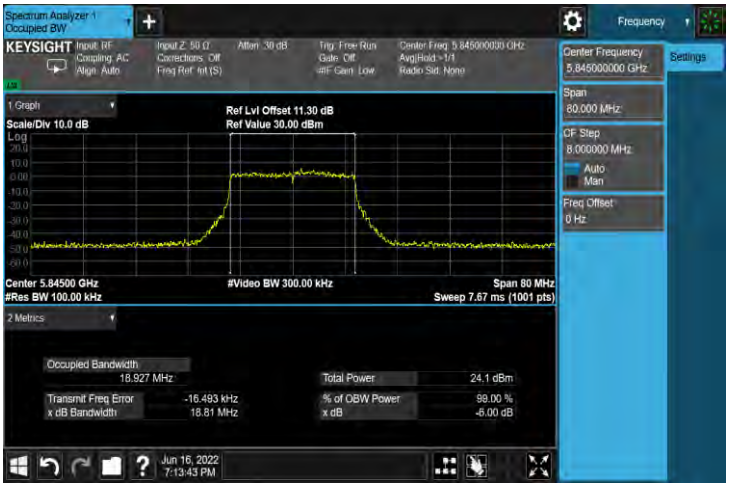
5865 MHz	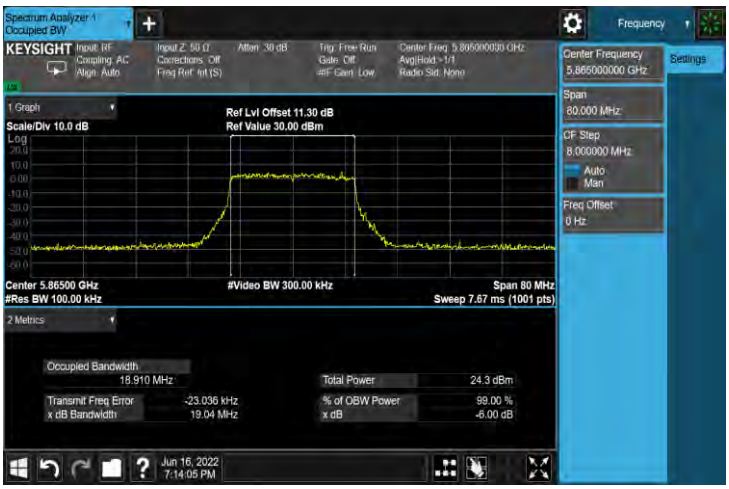
5885 MHz	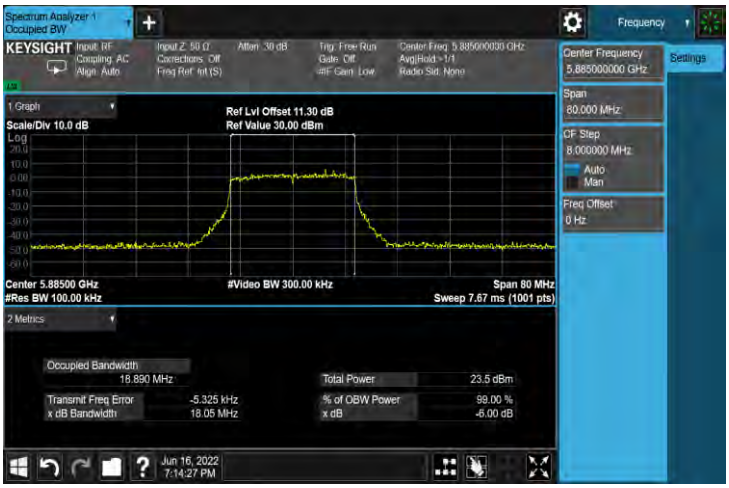

Mode 10: IEEE 802.11ax 40 MHz Continuous TX mode_ANT-0	
5710 MHz	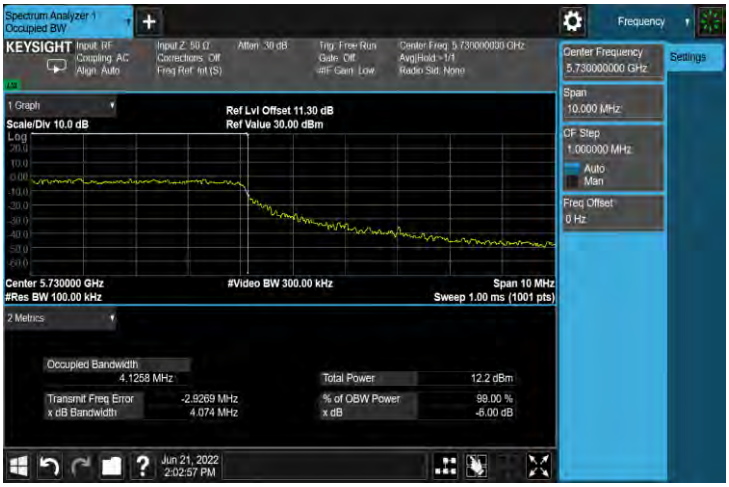
5755 MHz	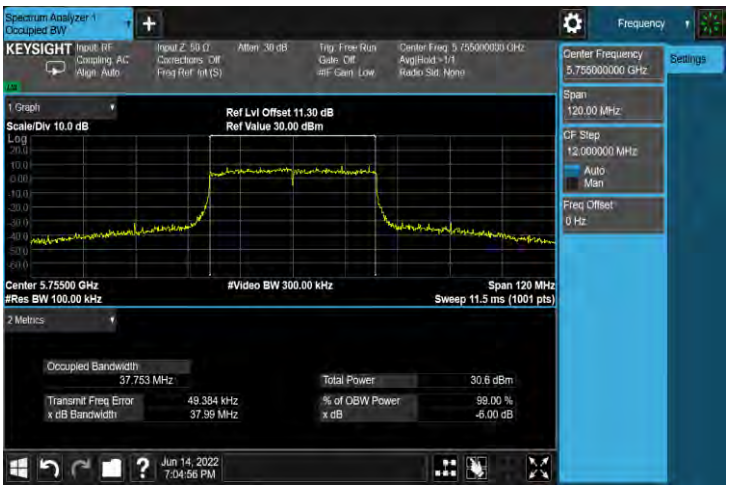
5795 MHz	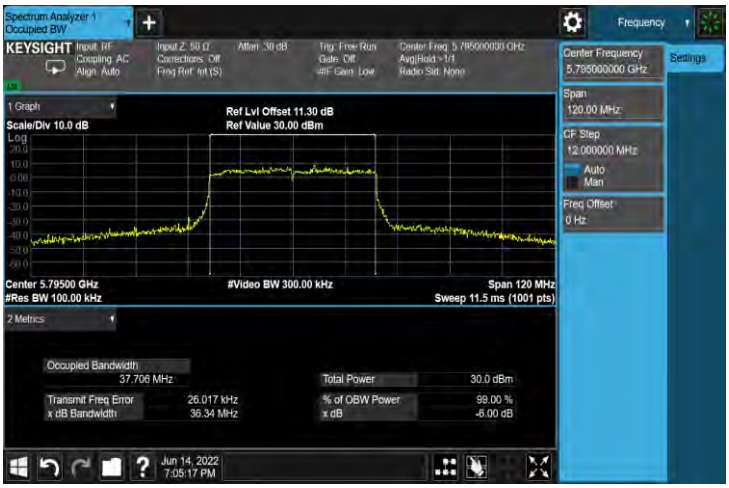

Mode 10: IEEE 802.11ax 40 MHz Continuous TX mode_ANT-0	
5835 MHz	
5875 MHz	

Mode 11: IEEE 802.11ax 80 MHz Continuous TX mode_ANT-0	
5690 MHz	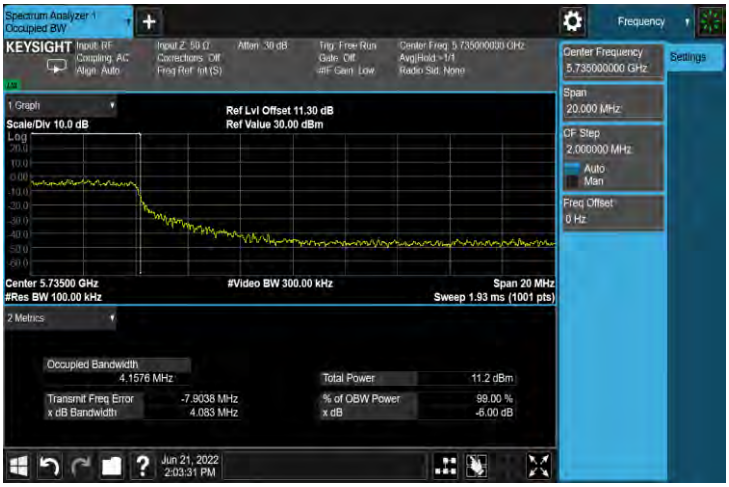
5775 MHz	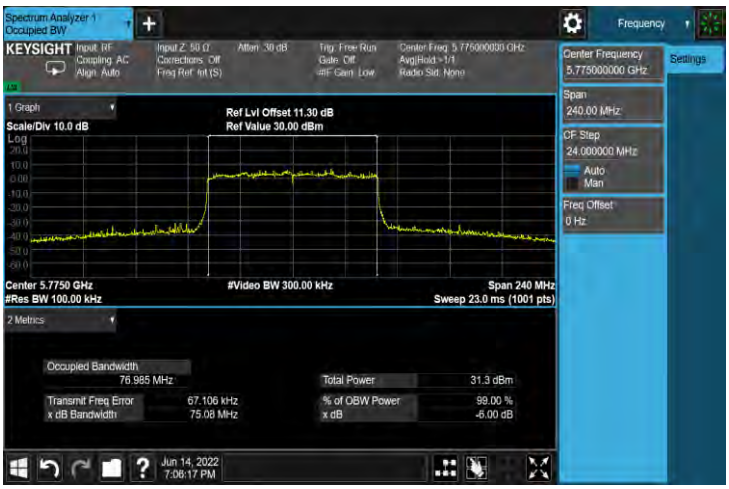

Mode 11: IEEE 802.11ax 80 MHz Continuous TX mode_ANT-0	
5855 MHz	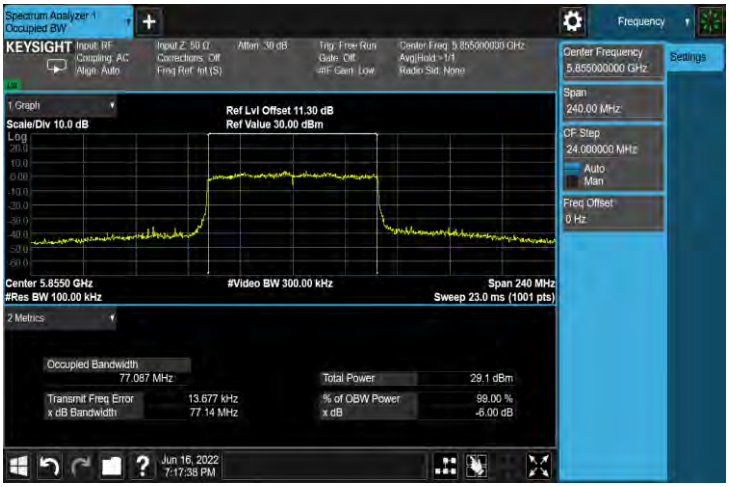

Mode 12: IEEE 802.11ax 80 + 80 MHz Continuous TX mode_ANT-0	
5775 MHz	

Mode 2: IEEE 802.11a Continuous TX mode_ANT-1	
5720 MHz	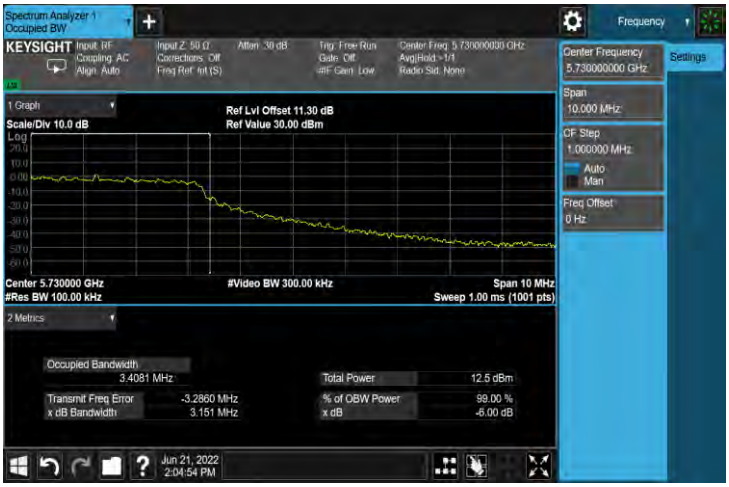

Mode 2: IEEE 802.11a Continuous TX mode_ANT-1	
5745 MHz	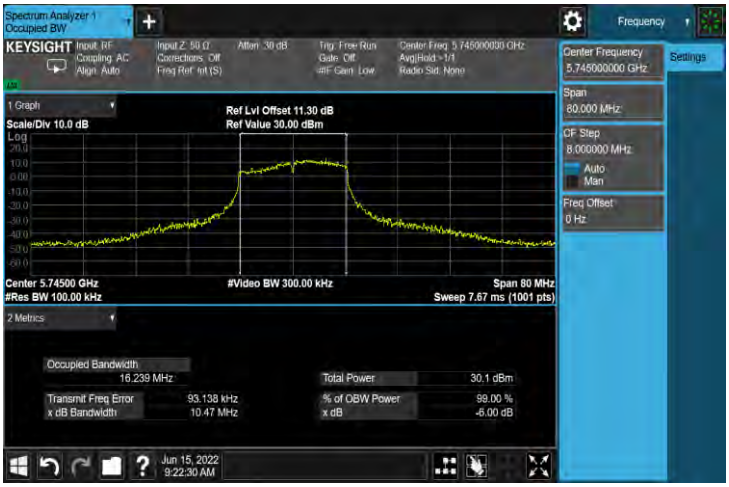
5785 MHz	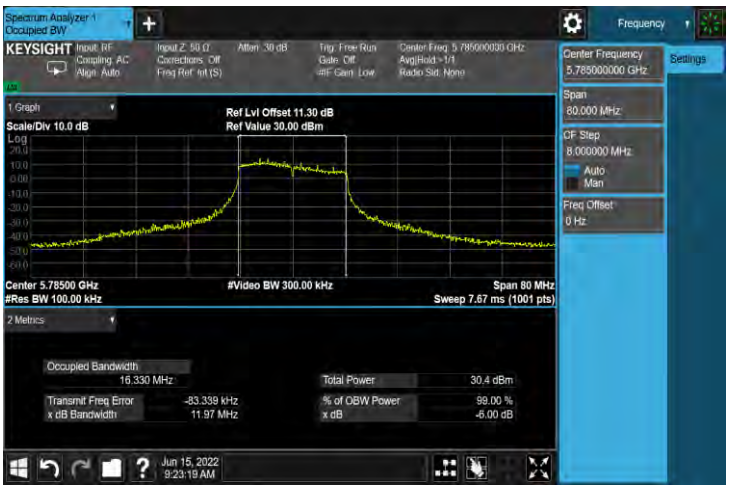
5825 MHz	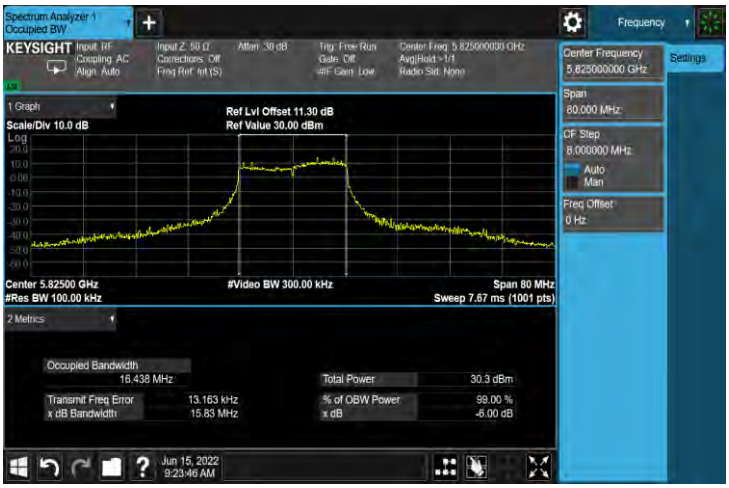

Mode 2: IEEE 802.11a Continuous TX mode_ANT-1	
5845 MHz	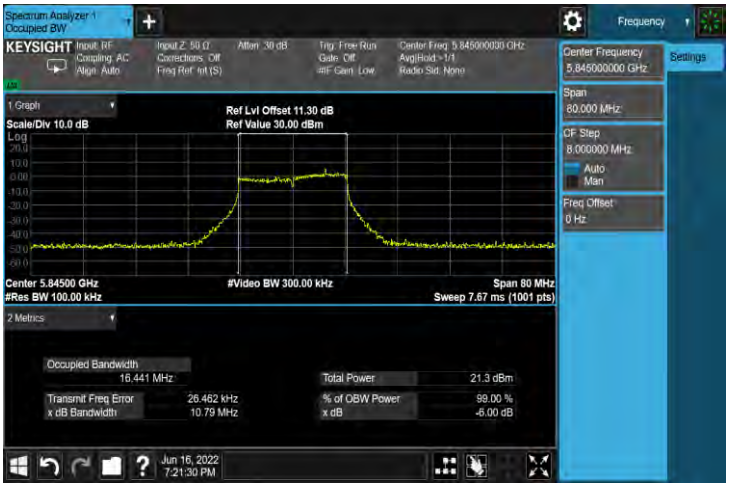
5865 MHz	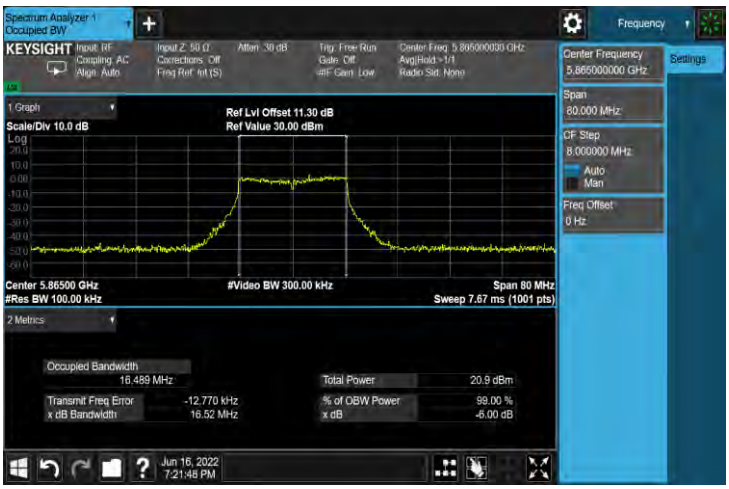
5885 MHz	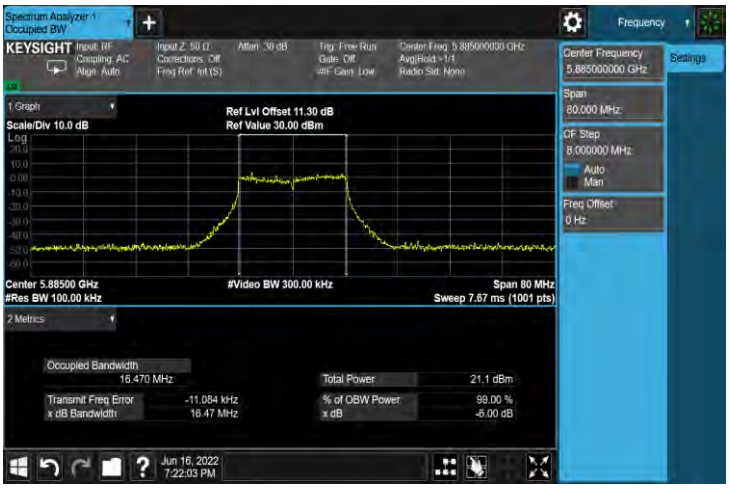

Mode 9: IEEE 802.11ax 20 MHz Continuous TX mode_ANT-1	
5720 MHz	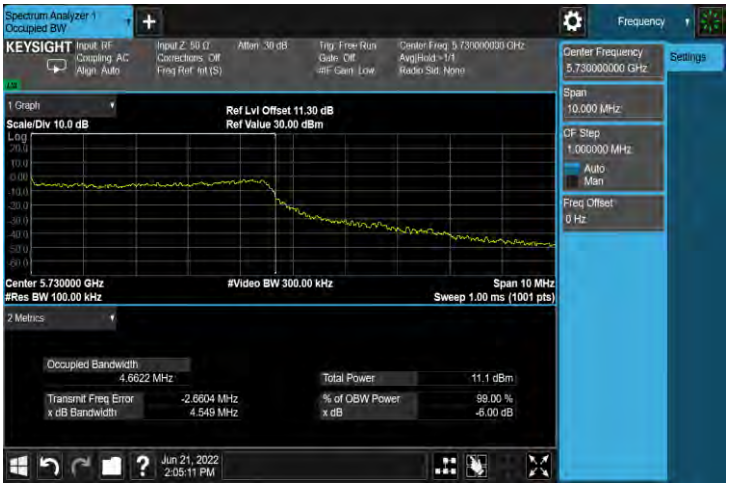

Mode 9: IEEE 802.11ax 20 MHz Continuous TX mode_ANT-1	
5745 MHz	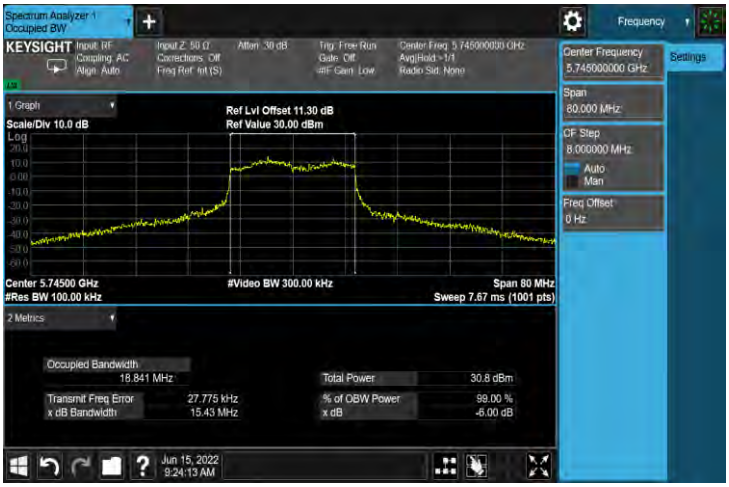
5785 MHz	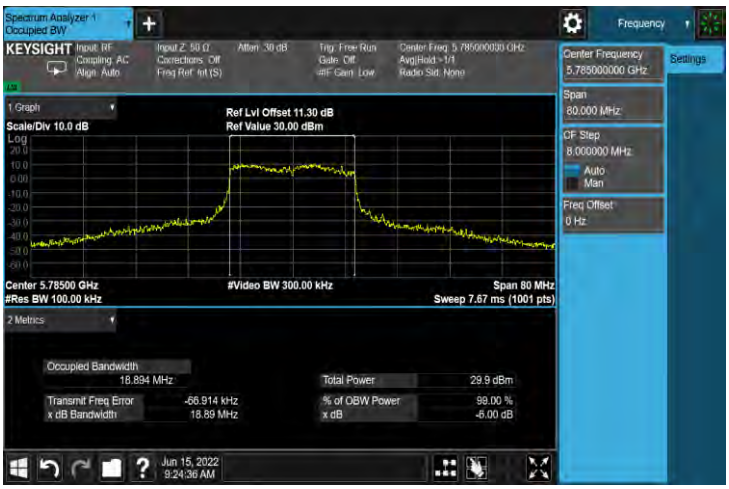
5825 MHz	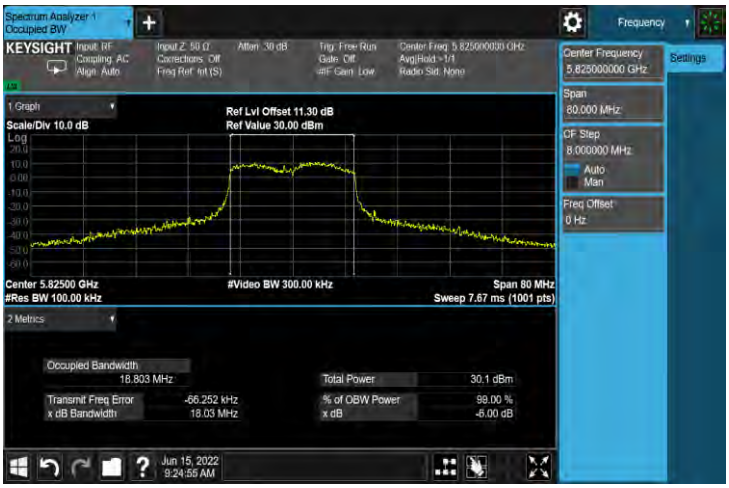

Mode 9: IEEE 802.11ax 20 MHz Continuous TX mode_ANT-1	
5845 MHz	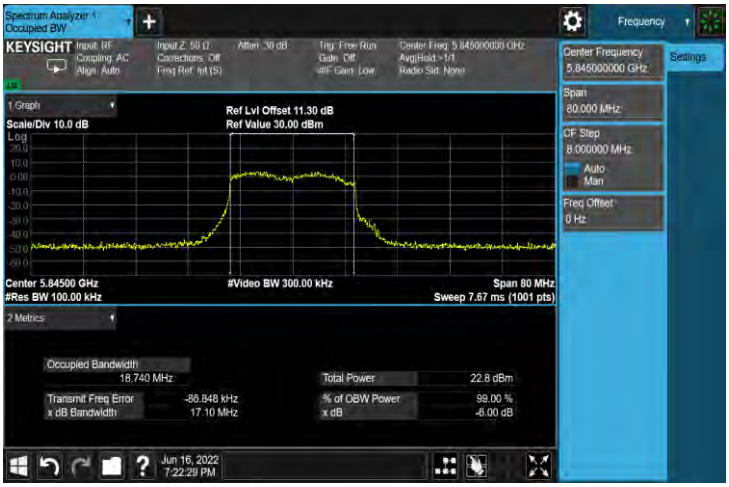
5865 MHz	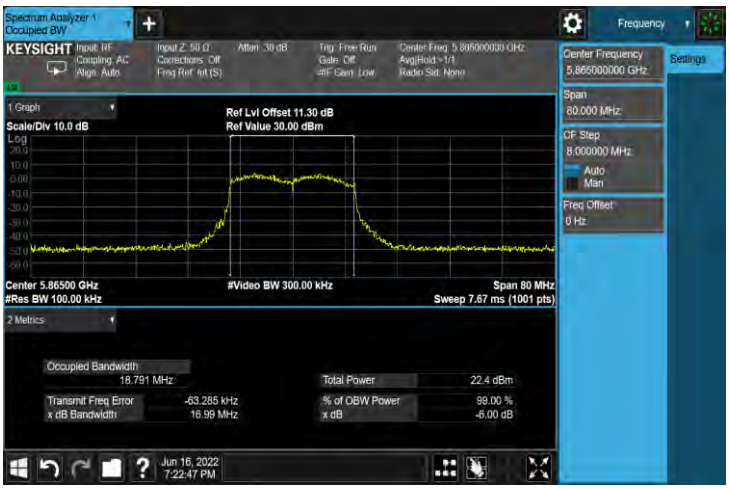
5885 MHz	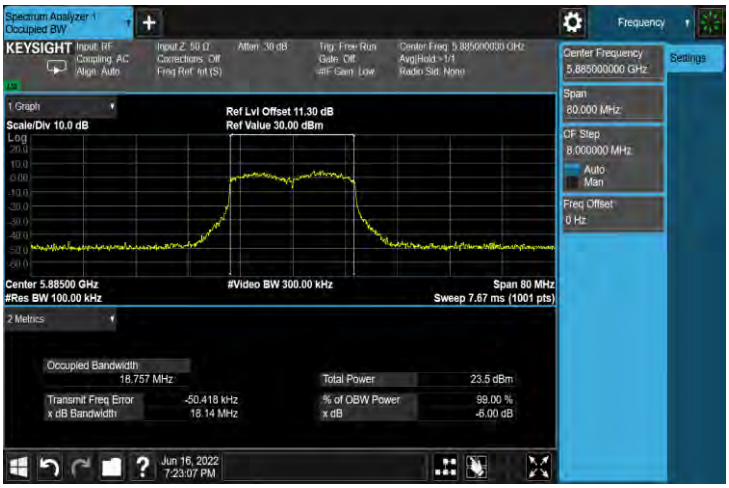

Mode 10: IEEE 802.11ax 40 MHz Continuous TX mode_ANT-1	
5710 MHz	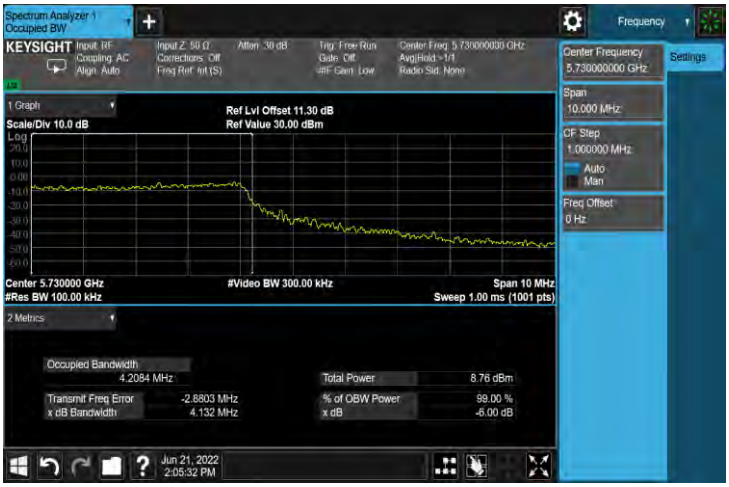
5755 MHz	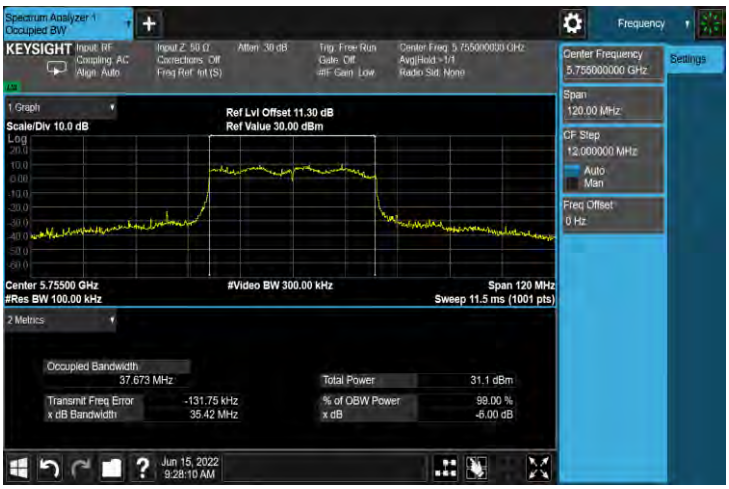
5795 MHz	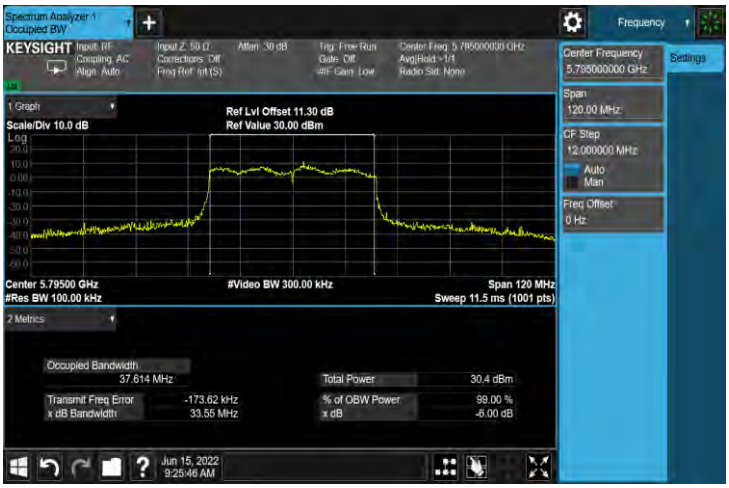

Mode 10: IEEE 802.11ax 40 MHz Continuous TX mode_ANT-1	
5835 MHz	
5875 MHz	

Mode 11: IEEE 802.11ax 80 MHz Continuous TX mode_ANT-1	
5690 MHz	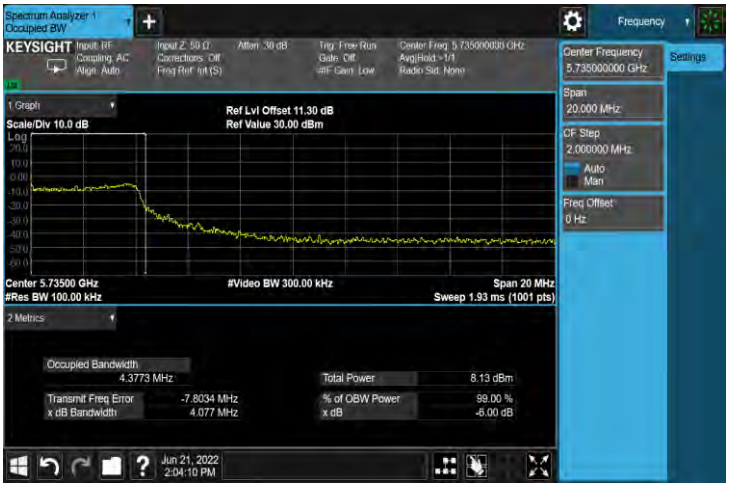
5775 MHz	

Mode 11: IEEE 802.11ax 80 MHz Continuous TX mode_ANT-1	
5855 MHz	

Mode 12: IEEE 802.11ax 80 + 80 MHz Continuous TX mode_ANT-1	
5775 MHz	

Mode 2: IEEE 802.11a Continuous TX mode_ANT-2	
5720 MHz	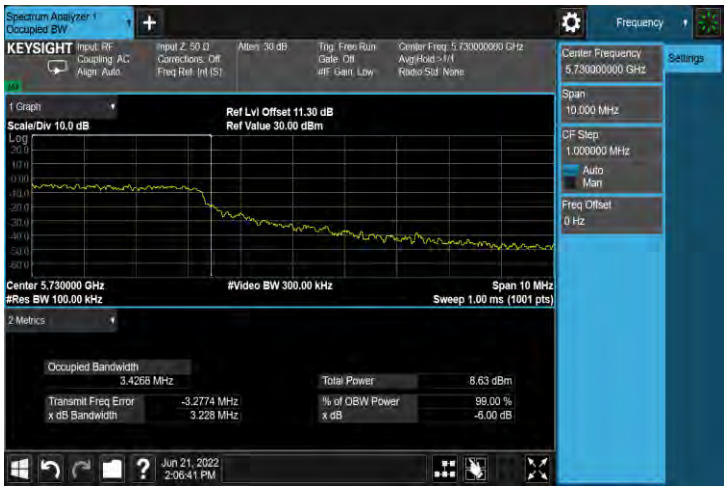

Mode 2: IEEE 802.11a Continuous TX mode_ANT-2	
5745 MHz	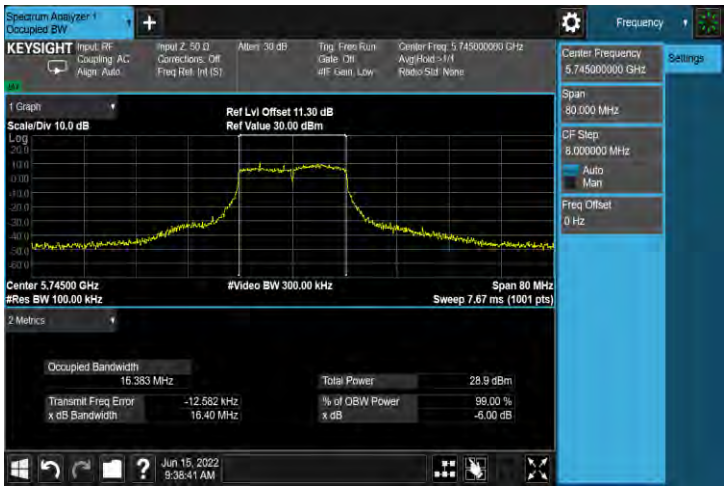
5785 MHz	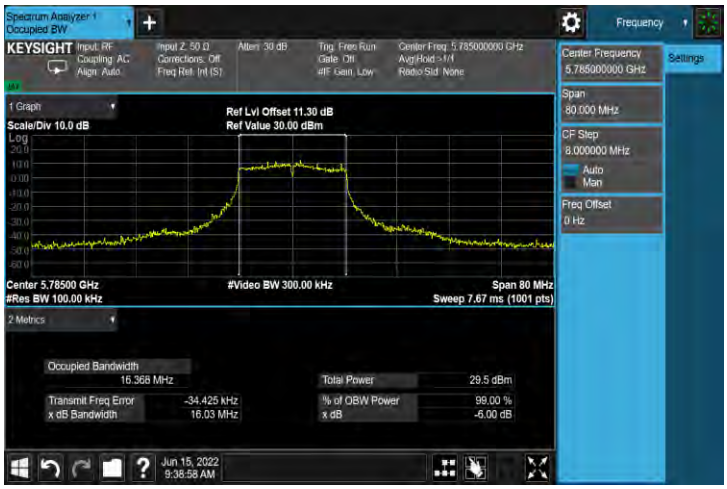
5825 MHz	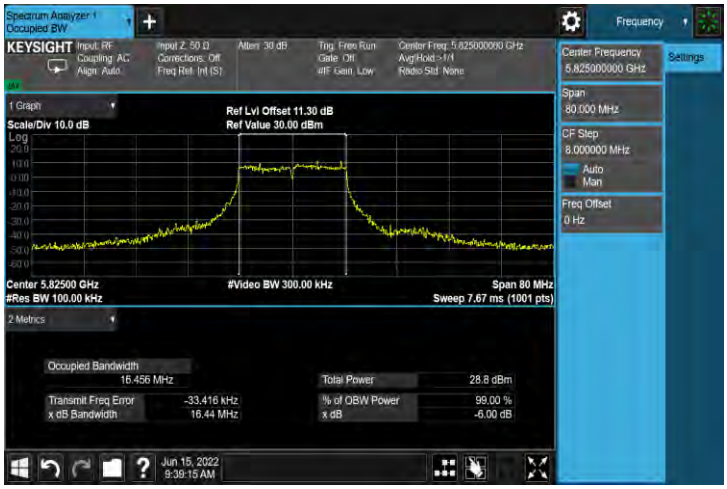

Mode 2: IEEE 802.11a Continuous TX mode_ANT-2	
5845 MHz	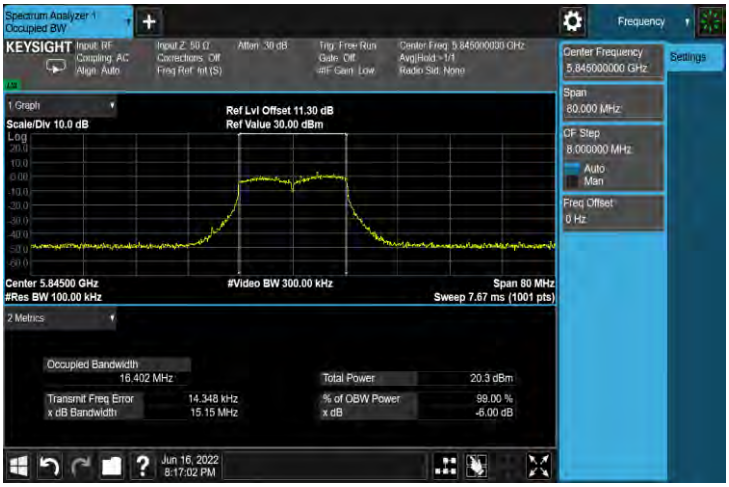
5865 MHz	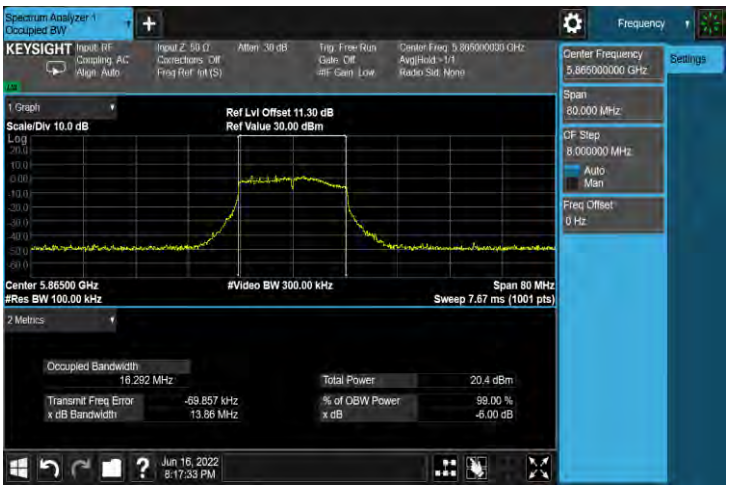
5885 MHz	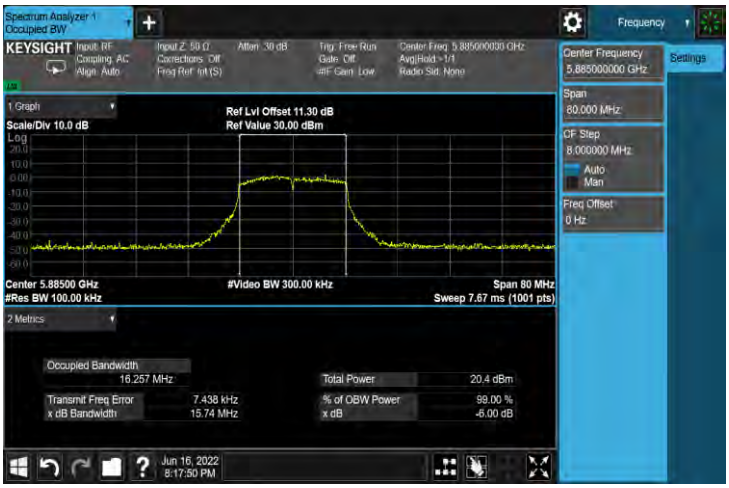

Mode 9: IEEE 802.11ax 20 MHz Continuous TX mode_ANT-2	
5720 MHz	

Mode 9: IEEE 802.11ax 20 MHz Continuous TX mode_ANT-2	
5745 MHz	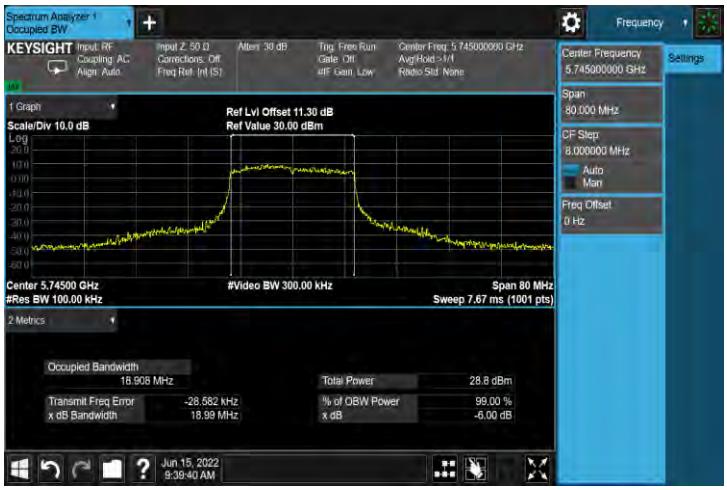
5785 MHz	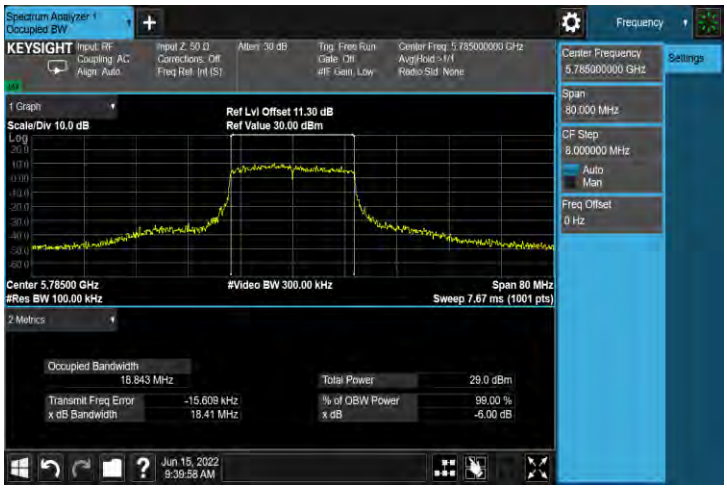
5825 MHz	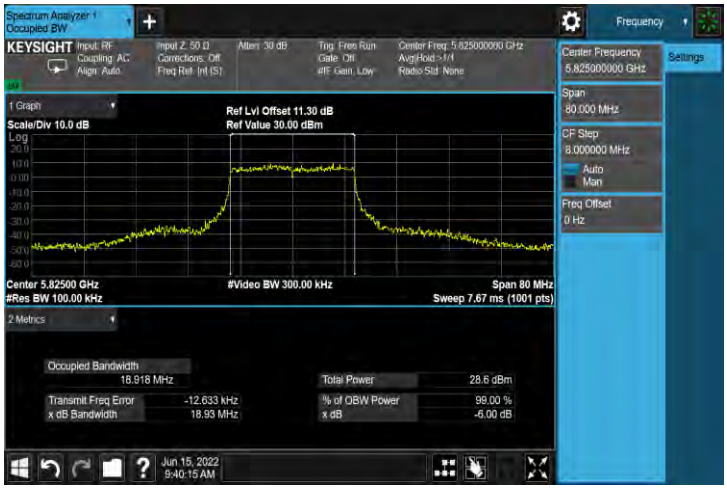

Mode 9: IEEE 802.11ax 20 MHz Continuous TX mode_ANT-2	
5845 MHz	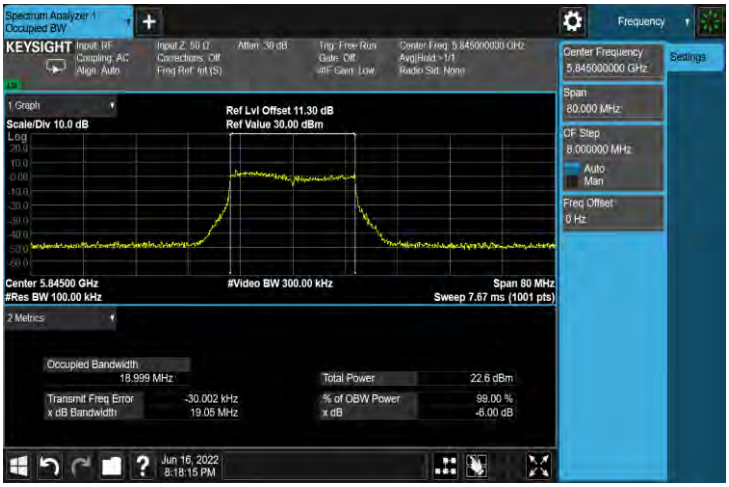
5865 MHz	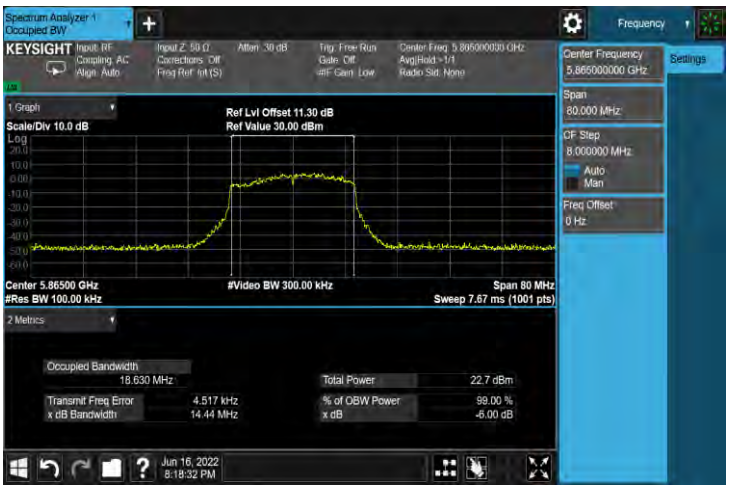
5885 MHz	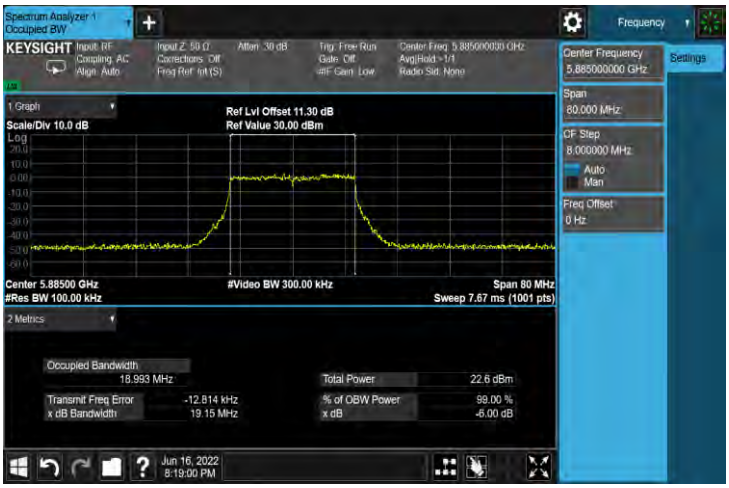

Mode 10: IEEE 802.11ax 40 MHz Continuous TX mode_ANT-2	
5710 MHz	
5755 MHz	
5795 MHz	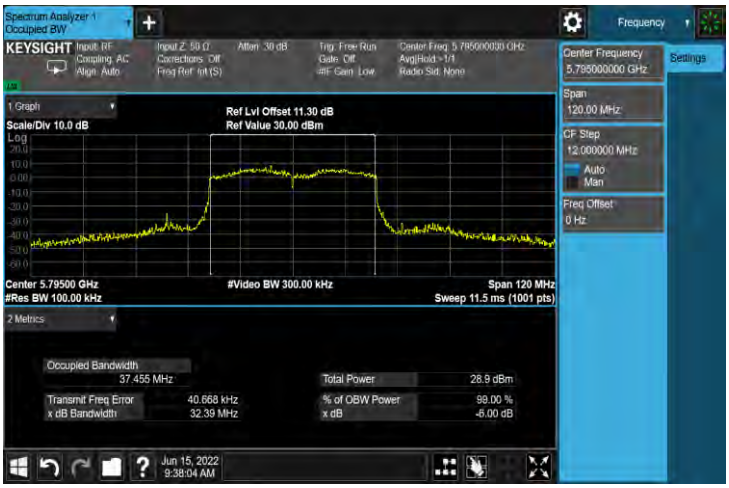

Mode 10: IEEE 802.11ax 40 MHz Continuous TX mode_ANT-2	
5835 MHz	
5875 MHz	

Mode 11: IEEE 802.11ax 80 MHz Continuous TX mode_ANT-2	
5690 MHz	
5775 MHz	

Mode 11: IEEE 802.11ax 80 MHz Continuous TX mode_ANT-2	
5855 MHz	

Mode 12: IEEE 802.11ax 80 + 80 MHz Continuous TX mode_ANT-2	
5855 MHz	

Mode 2: IEEE 802.11a Continuous TX mode_ANT-3	
5720 MHz	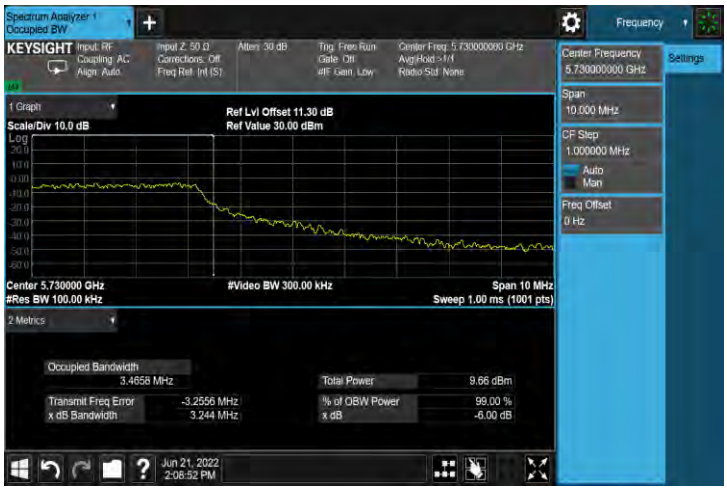

Mode 2: IEEE 802.11a Continuous TX mode_ANT-3	
5745 MHz	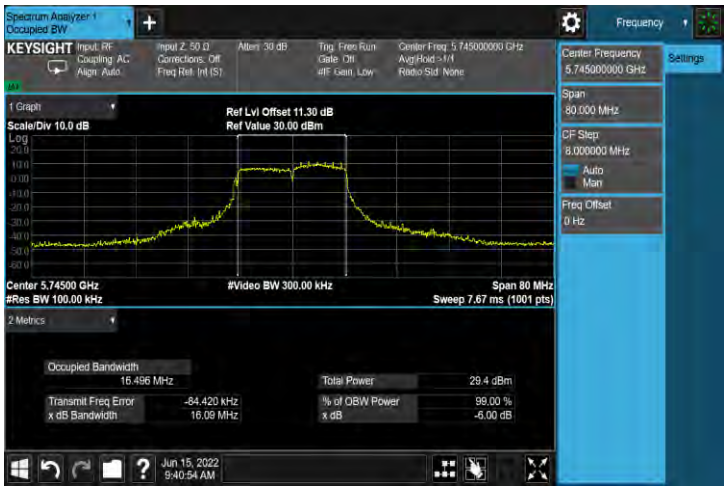
5785 MHz	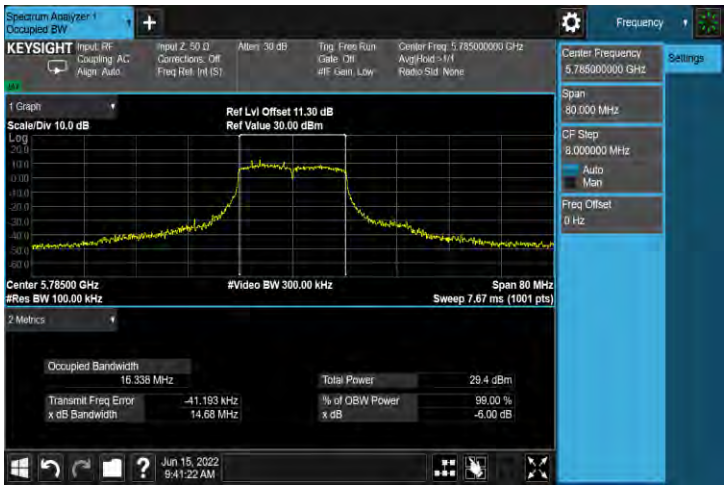
5825 MHz	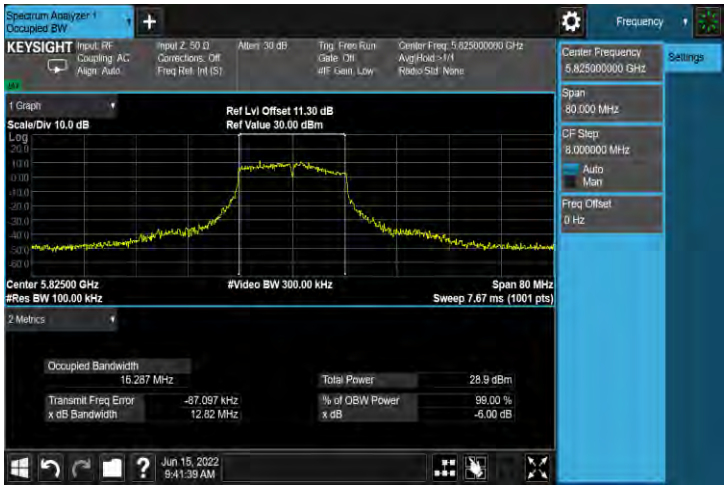

Mode 2: IEEE 802.11a Continuous TX mode_ANT-3	
5845 MHz	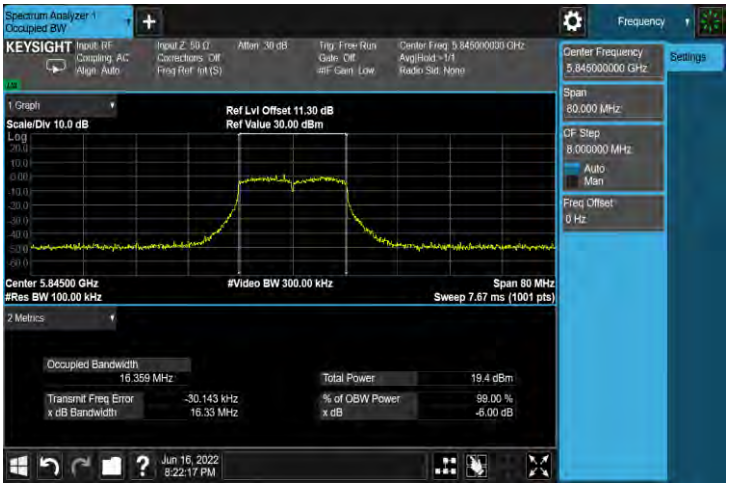
5865 MHz	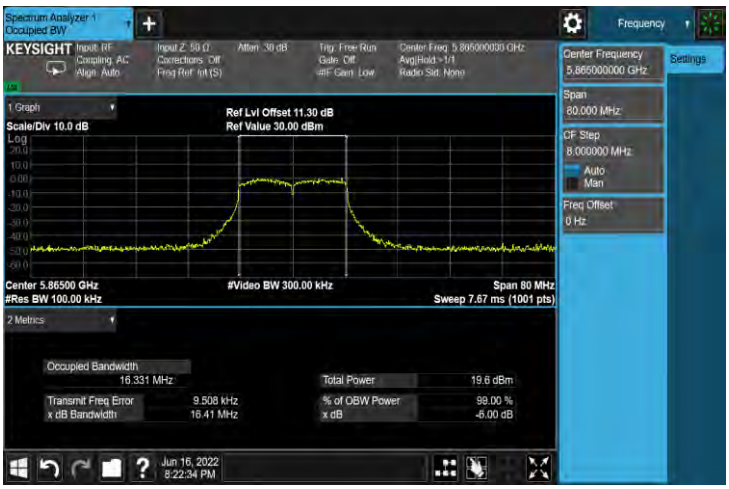
5885 MHz	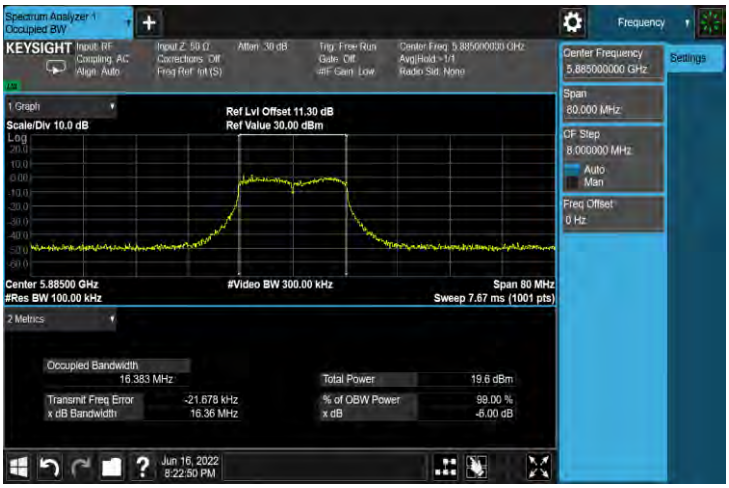

Mode 9: IEEE 802.11ax 20 MHz Continuous TX mode_ANT-3	
5720 MHz	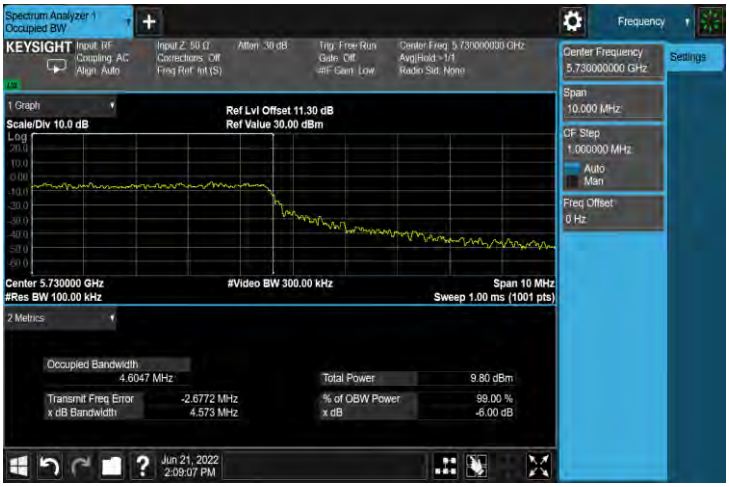

Mode 9: IEEE 802.11ax 20 MHz Continuous TX mode_ANT-3	
5745 MHz	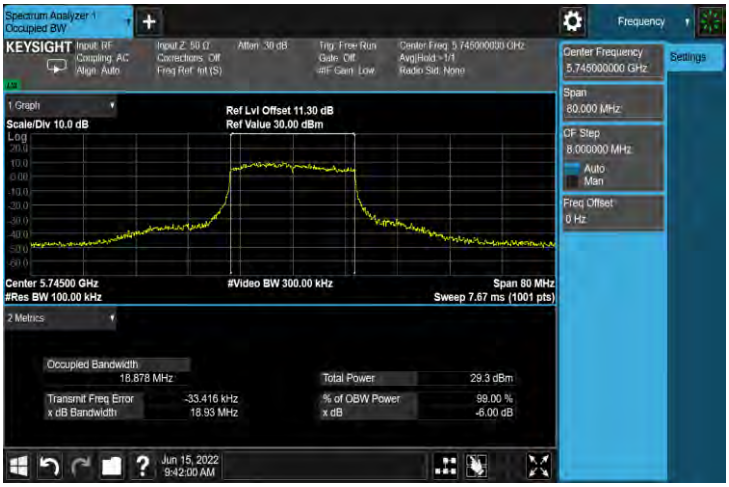
5785 MHz	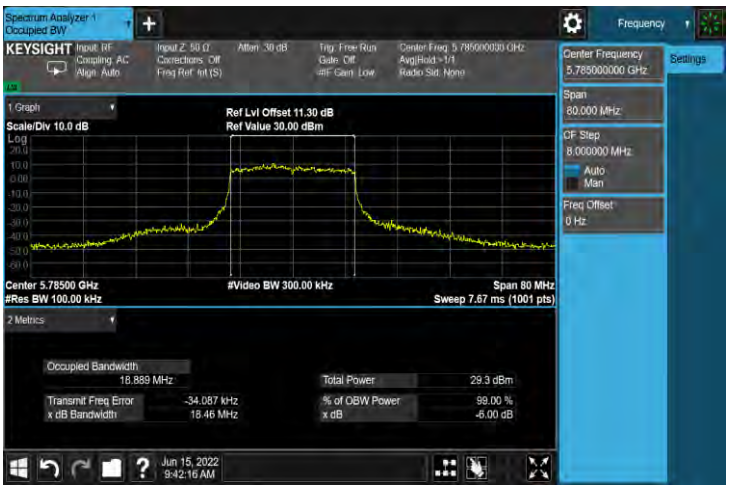
5825 MHz	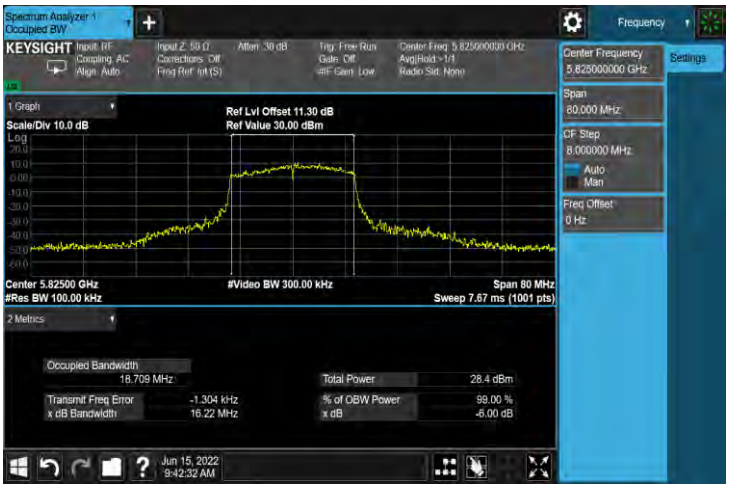

Mode 9: IEEE 802.11ax 20 MHz Continuous TX mode_ANT-3	
5845 MHz	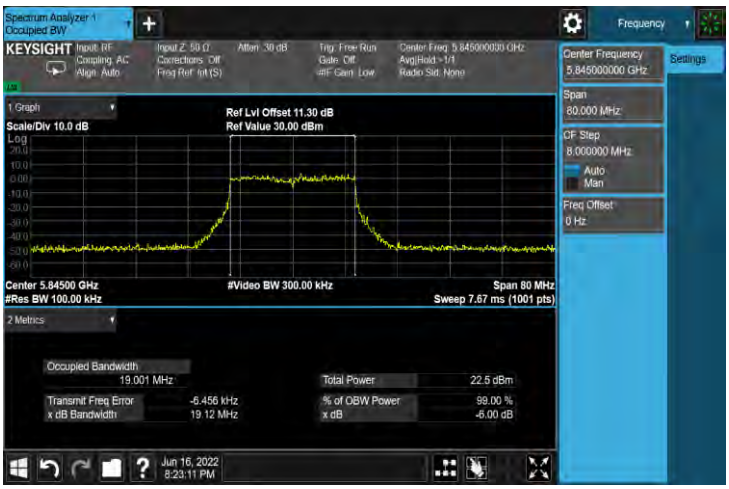
5865 MHz	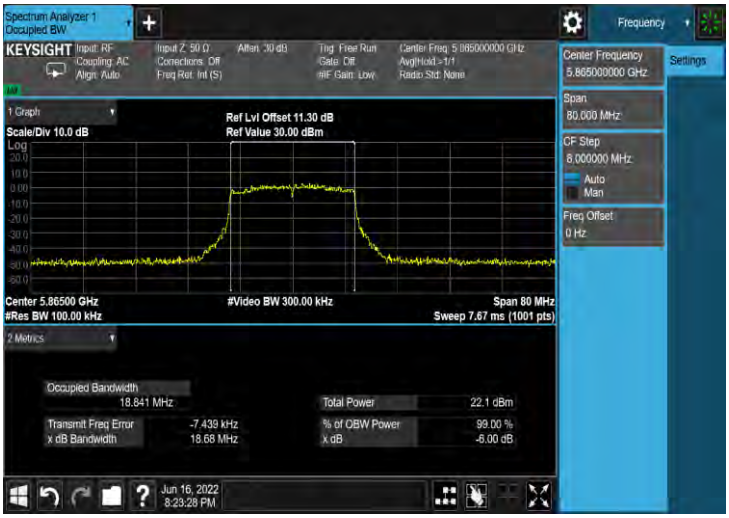
5885 MHz	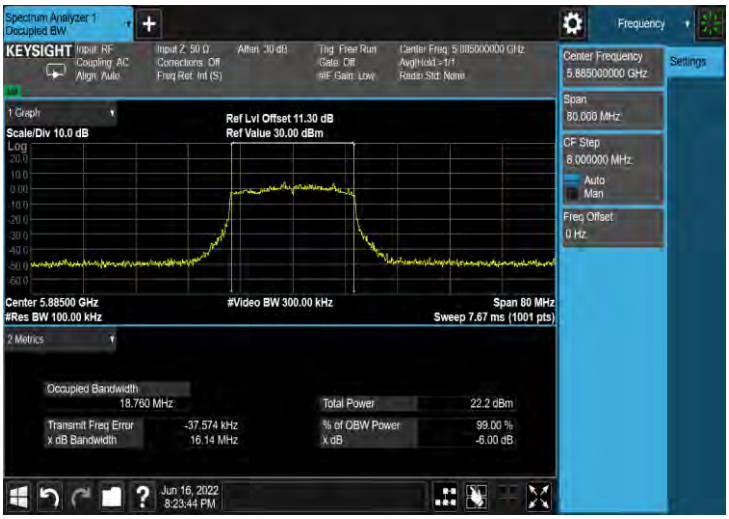

Mode 10: IEEE 802.11ax 40 MHz Continuous TX mode_ANT-3	
5710 MHz	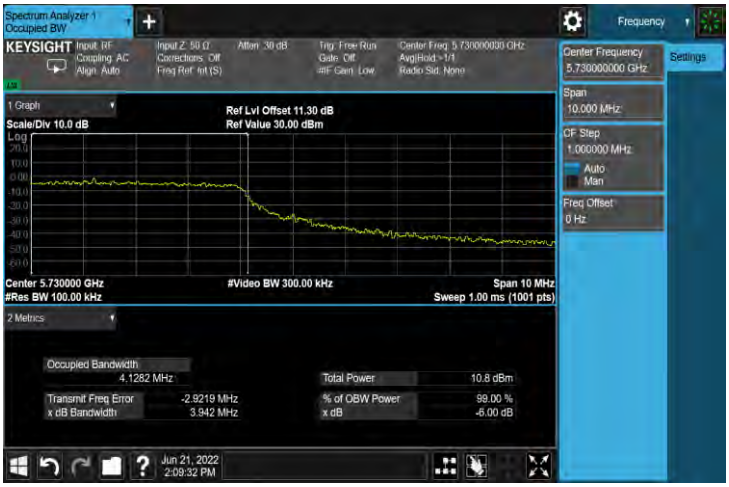
5755 MHz	
5795 MHz	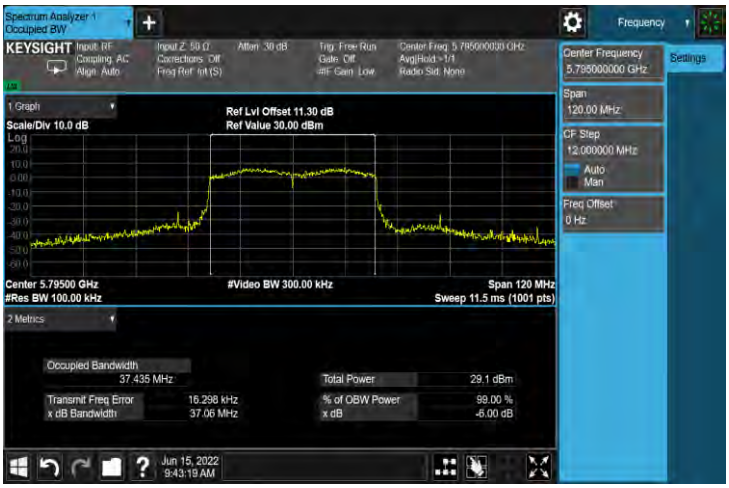

Mode 10: IEEE 802.11ax 40 MHz Continuous TX mode_ANT-3	
5835 MHz	
5875 MHz	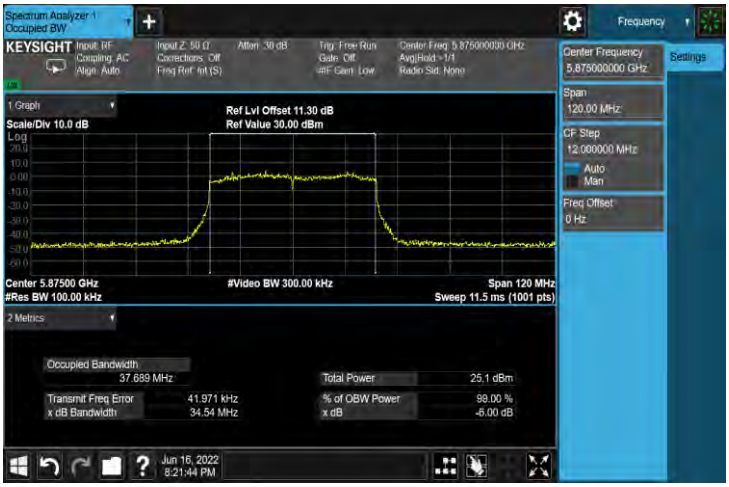

Mode 11: IEEE 802.11ax 80 MHz Continuous TX mode_ANT-3	
5690 MHz	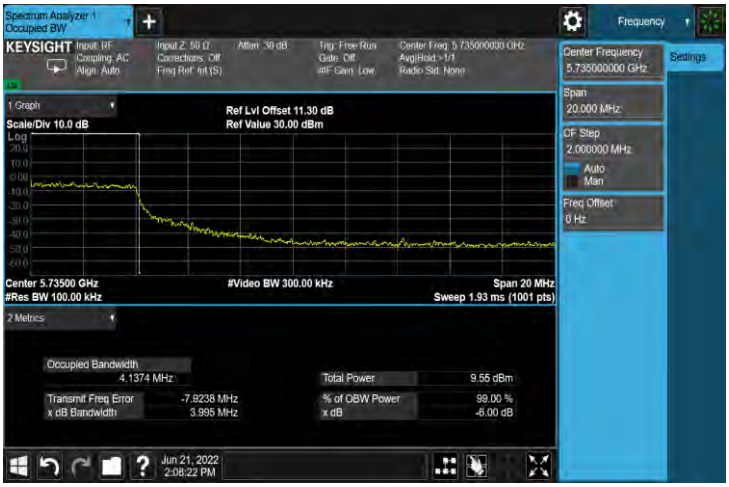
5775 MHz	

Mode 11: IEEE 802.11ax 80 MHz Continuous TX mode_ANT-3	
5855 MHz	

Mode 12: IEEE 802.11ax 80 + 80 MHz Continuous TX mode_ANT-3	
5855 MHz	

Maximum Power Spectral Density and E.I.R.P. Spectral Density Measurement

Power spectral density					
Test Mode	Frequency (MHz)	ANT-0			
		Measurement (dBm/MHz)	Duty Factor (dB)	Calculated (dBm/MHz)	Limit (dBm/MHz)
Mode 2	5180	8.036	0.113	8.149	≤ 14.31
	5200	8.090	0.113	8.203	≤ 14.31
	5240	8.027	0.113	8.140	≤ 14.31
	5260	2.058	0.113	2.171	≤ 8.31
	5280	2.030	0.113	2.143	≤ 8.31
	5320	2.097	0.113	2.210	≤ 8.31
	5500	2.098	0.113	2.211	≤ 8.44
	5560	2.003	0.113	2.116	≤ 8.44
	5700	2.048	0.113	2.161	≤ 8.44
	5720	2.119	0.113	2.232	≤ 8.44
Mode 9	5180	8.098	0.186	8.284	≤ 14.31
	5200	8.130	0.186	8.316	≤ 14.31
	5240	8.093	0.186	8.279	≤ 14.31
	5260	2.071	0.186	2.257	≤ 8.31
	5280	2.027	0.186	2.213	≤ 8.31
	5320	2.058	0.186	2.244	≤ 8.31
	5500	2.066	0.186	2.252	≤ 8.44
	5560	2.020	0.186	2.206	≤ 8.44
	5700	2.029	0.186	2.215	≤ 8.44
	5720	2.057	0.186	2.243	≤ 8.44
Mode 10	5190	4.067	0.198	4.265	≤ 14.31
	5230	8.050	0.198	8.248	≤ 14.31
	5270	2.094	0.198	2.292	≤ 8.31
	5310	2.036	0.198	2.234	≤ 8.31
	5510	2.037	0.198	2.235	≤ 8.44
	5550	2.057	0.198	2.255	≤ 8.44
	5670	2.068	0.198	2.266	≤ 8.44
	5710	2.053	0.198	2.251	≤ 8.44
Mode 11	5210	-0.899	0.186	-0.713	≤ 14.31
	5290	0.152	0.186	0.338	≤ 8.31
	5530	0.273	0.186	0.459	≤ 8.44
	5610	1.855	0.186	2.041	≤ 8.44
	5690	2.075	0.186	2.261	≤ 8.44
Mode 12	5210	-1.531	0.186	-1.345	≤ 14.31
	5290	---	---	---	≤ 14.31
	5530	3.582	0.186	3.768	≤ 8.44
	5610	---	---	---	≤ 8.44

Note: Method SA-2, Power density = measured result + 10 log(1/duty cycle) + Conversion ratio = measured result + duty factor.

Power spectral density					
Test Mode	Frequency (MHz)	ANT-0			
		Measurement (dBm/100 kHz)	Duty Factor (dB)	Calculated (dBm/500 kHz)	Limit (dBm/500 kHz)
Mode 2	5720	-6.852	0.113	0.251	≤ 27.34
	5745	3.584	0.113	10.687	≤ 27.34
	5785	3.616	0.113	10.719	≤ 27.34
	5825	3.850	0.113	10.953	≤ 27.34
Mode 9	5720	-8.883	0.186	-1.707	≤ 27.34
	5745	3.379	0.186	10.555	≤ 27.34
	5785	1.888	0.186	9.064	≤ 27.34
	5825	2.881	0.186	10.057	≤ 27.34
Mode 10	5710	-8.939	0.198	-1.752	≤ 27.34
	5755	-0.673	0.198	6.514	≤ 27.34
	5795	-0.722	0.198	6.465	≤ 27.34
Mode 11	5690	-10.195	0.186	-3.019	≤ 27.34
	5775	-3.975	0.186	3.201	≤ 27.34
Mode 12	5775	-3.006	0.186	4.170	≤ 27.34

Note: Method SA-2, Power density = measured result + 10 log(1/duty cycle) + Conversion ratio = measured result + duty factor.
Conversion ratio = 10*Log(500 k/100 k)

EIRP Power spectral density					
Test Mode	Frequency (MHz)	ANT-0			
		Measurement (dBm/300 kHz)	Duty Factor (dB)	Calculated (dBm/1 MHz)	Limit (dBm/1 MHz)
Mode 2	5845	-0.288	0.113	13.714	≤ 20.00
	5865	0.295	0.113	14.297	≤ 20.00
	5885	-0.221	0.113	13.781	≤ 20.00
Mode 9	5845	-0.583	0.186	13.492	≤ 20.00
	5865	-0.605	0.186	13.470	≤ 20.00
	5885	-0.556	0.186	13.519	≤ 20.00
Mode 10	5835	-0.613	0.198	13.473	≤ 20.00
	5875	-0.719	0.198	13.367	≤ 20.00
Mode 11	5855	-0.753	0.186	13.322	≤ 20.00
Mode 12	5855	---	---	---	≤ 20.00

Note: Method SA-2, EIRP Power density = measured result + 10 log(1/duty cycle) + Conversion ratio = measured result + duty factor + Antenna Gain.
Conversion ratio = 10*Log(1 M/300 k)

Power spectral density					
Test Mode	Frequency (MHz)	ANT-1			
		Measurement (dBm/MHz)	Duty Factor (dB)	Calculated (dBm/MHz)	Limit (dBm/MHz)
Mode 2	5180	8.062	0.113	8.175	≤ 14.31
	5200	8.116	0.113	8.229	≤ 14.31
	5240	8.077	0.113	8.190	≤ 14.31
	5260	2.117	0.113	2.230	≤ 8.31
	5280	2.120	0.113	2.233	≤ 8.31
	5320	2.071	0.113	2.184	≤ 8.31
	5500	2.019	0.113	2.132	≤ 8.44
	5560	2.138	0.113	2.251	≤ 8.44
	5700	2.060	0.113	2.173	≤ 8.44
	5720	2.867	0.113	2.980	≤ 8.44
Mode 9	5180	7.949	0.186	8.135	≤ 14.31
	5200	8.089	0.186	8.275	≤ 14.31
	5240	8.102	0.186	8.288	≤ 14.31
	5260	2.157	0.186	2.343	≤ 8.31
	5280	2.141	0.186	2.327	≤ 8.31
	5320	2.131	0.186	2.317	≤ 8.31
	5500	2.106	0.186	2.292	≤ 8.44
	5560	2.095	0.186	2.281	≤ 8.44
	5700	2.099	0.186	2.285	≤ 8.44
	5720	2.621	0.186	2.807	≤ 8.44
Mode 10	5190	4.111	0.198	4.309	≤ 14.31
	5230	8.029	0.198	8.227	≤ 14.31
	5270	2.103	0.198	2.301	≤ 8.31
	5310	2.067	0.198	2.265	≤ 8.31
	5510	2.087	0.198	2.285	≤ 8.44
	5550	2.107	0.198	2.305	≤ 8.44
	5670	2.093	0.198	2.291	≤ 8.44
	5710	2.937	0.198	3.135	≤ 8.44
Mode 11	5210	-0.292	0.186	-0.106	≤ 14.31
	5290	-0.028	0.186	0.158	≤ 8.31
	5530	0.759	0.186	0.945	≤ 8.44
	5610	2.431	0.186	2.617	≤ 8.44
	5690	3.025	0.186	3.211	≤ 8.44
Mode 12	5210	-0.859	0.186	-0.673	≤ 14.31
	5290	---	---	---	≤ 14.31
	5530	2.833	0.186	3.019	≤ 8.44
	5610	---	---	---	≤ 8.44

Note: Method SA-2, Power density = measured result + 10 log(1/duty cycle) + Conversion ratio = measured result + duty factor.

Power spectral density					
Test Mode	Frequency (MHz)	ANT-1			
		Measurement (dBm/100 kHz)	Duty Factor (dB)	Calculated (dBm/500 kHz)	Limit (dBm/500 kHz)
Mode 2	5720	-9.180	0.113	-2.077	≤ 27.34
	5745	3.688	0.113	10.791	≤ 27.34
	5785	4.347	0.113	11.450	≤ 27.34
	5825	5.176	0.113	12.279	≤ 27.34
Mode 9	5720	-8.524	0.186	-1.348	≤ 27.34
	5745	2.770	0.186	9.946	≤ 27.34
	5785	3.905	0.186	11.081	≤ 27.34
	5825	3.177	0.186	10.353	≤ 27.34
Mode 10	5710	-11.634	0.198	-4.447	≤ 27.34
	5755	0.300	0.198	7.487	≤ 27.34
	5795	0.310	0.198	7.497	≤ 27.34
Mode 11	5690	-12.594	0.186	-5.418	≤ 27.34
	5775	-2.709	0.186	4.467	≤ 27.34
Mode 12	5775	-2.120	0.186	5.056	≤ 27.34

Note: Method SA-2, Power density = measured result + 10 log(1/duty cycle) + Conversion ratio = measured result + duty factor.
Conversion ratio = 10*Log(500 k/100 k)

EIRP Power spectral density					
Test Mode	Frequency (MHz)	ANT-1			
		Measurement (dBm/300 kHz)	Duty Factor (dB)	Calculated (dBm/1 MHz)	Limit (dBm/1 MHz)
Mode 2	5845	0.783	0.113	14.785	≤ 20.00
	5865	0.179	0.113	14.181	≤ 20.00
	5885	0.269	0.113	14.271	≤ 20.00
Mode 9	5845	0.546	0.186	14.621	≤ 20.00
	5865	1.059	0.186	15.134	≤ 20.00
	5885	1.017	0.186	15.092	≤ 20.00
Mode 10	5835	0.668	0.198	14.754	≤ 20.00
	5875	0.805	0.198	14.891	≤ 20.00
Mode 11	5855	-0.043	0.186	14.032	≤ 20.00
Mode 12	5855	---	---	---	≤ 20.00

Note: Method SA-2, EIRP Power density = measured result + 10 log(1/duty cycle) + Conversion ratio = measured result + duty factor + Antenna Gain.
Conversion ratio = 10*Log(1 M/300 k)

Power spectral density					
Test Mode	Frequency (MHz)	ANT-2			
		Measurement (dBm/MHz)	Duty Factor (dB)	Calculated (dBm/MHz)	Limit (dBm/MHz)
Mode 2	5180	8.015	0.113	8.128	≤ 14.31
	5200	8.118	0.113	8.231	≤ 14.31
	5240	8.116	0.113	8.229	≤ 14.31
	5260	2.092	0.113	2.205	≤ 8.31
	5280	2.151	0.113	2.264	≤ 8.31
	5320	1.983	0.113	2.096	≤ 8.31
	5500	1.778	0.113	1.891	≤ 8.44
	5560	1.890	0.113	2.003	≤ 8.44
	5700	1.860	0.113	1.973	≤ 8.44
	5720	2.243	0.113	2.356	≤ 8.44
Mode 9	5180	8.042	0.186	8.228	≤ 14.31
	5200	8.158	0.186	8.344	≤ 14.31
	5240	8.015	0.186	8.201	≤ 14.31
	5260	2.102	0.186	2.288	≤ 8.31
	5280	2.149	0.186	2.335	≤ 8.31
	5320	2.000	0.186	2.186	≤ 8.31
	5500	1.994	0.186	2.180	≤ 8.44
	5560	1.889	0.186	2.075	≤ 8.44
	5700	2.007	0.186	2.193	≤ 8.44
	5720	1.238	0.186	1.424	≤ 8.44
Mode 10	5190	3.879	0.198	4.077	≤ 14.31
	5230	8.027	0.198	8.225	≤ 14.31
	5270	2.105	0.198	2.303	≤ 8.31
	5310	2.102	0.198	2.300	≤ 8.31
	5510	1.953	0.198	2.151	≤ 8.44
	5550	1.860	0.198	2.058	≤ 8.44
	5670	2.110	0.198	2.308	≤ 8.44
	5710	0.936	0.198	1.134	≤ 8.44
Mode 11	5210	-0.667	0.186	-0.481	≤ 14.31
	5290	1.107	0.186	1.293	≤ 8.31
	5530	-1.517	0.186	-1.331	≤ 8.44
	5610	1.047	0.186	1.233	≤ 8.44
	5690	1.240	0.186	1.426	≤ 8.44
Mode 12	5210	---	---	---	≤ 14.31
	5290	-1.569	0.186	-1.383	≤ 14.31
	5530	---	---	---	≤ 8.44
	5610	2.176	0.186	2.362	≤ 8.44

Note: Method SA-2, Power density = measured result + 10 log(1/duty cycle) + Conversion ratio = measured result + duty factor.

Power spectral density					
Test Mode	Frequency (MHz)	ANT-2			
		Measurement (dBm/100 kHz)	Duty Factor (dB)	Calculated (dBm/500 kHz)	Limit (dBm/500 kHz)
Mode 2	5720	-7.948	0.113	-0.845	≤ 27.34
	5745	3.939	0.113	11.042	≤ 27.34
	5785	4.223	0.113	11.326	≤ 27.34
	5825	2.875	0.113	9.978	≤ 27.34
Mode 9	5720	-7.683	0.186	-0.507	≤ 27.34
	5745	2.522	0.186	9.698	≤ 27.34
	5785	1.802	0.186	8.978	≤ 27.34
	5825	1.959	0.186	9.135	≤ 27.34
Mode 10	5710	-11.106	0.198	-3.919	≤ 27.34
	5755	-1.566	0.198	5.621	≤ 27.34
	5795	-0.898	0.198	6.289	≤ 27.34
Mode 11	5690	-11.927	0.186	-4.751	≤ 27.34
	5775	-4.137	0.186	3.039	≤ 27.34
Mode 12	5775	---	---	---	≤ 27.34

Note: Method SA-2, Power density = measured result + 10 log(1/duty cycle) + Conversion ratio = measured result + duty factor.
Conversion ratio = 10*Log(500 k/100 k)

EIRP Power spectral density					
Test Mode	Frequency (MHz)	ANT-2			
		Measurement (dBm/300 kHz)	Duty Factor (dB)	Calculated (dBm/1 MHz)	Limit (dBm/1 MHz)
Mode 2	5845	-0.677	0.113	13.325	≤ 20.00
	5865	-0.174	0.113	13.828	≤ 20.00
	5885	-0.341	0.113	13.661	≤ 20.00
Mode 9	5845	-0.577	0.186	13.498	≤ 20.00
	5865	-0.768	0.186	13.307	≤ 20.00
	5885	-0.578	0.186	13.497	≤ 20.00
Mode 10	5835	-0.633	0.198	13.453	≤ 20.00
	5875	-0.629	0.198	13.457	≤ 20.00
Mode 11	5855	-0.261	0.186	13.814	≤ 20.00
Mode 12	5855	0.818	0.186	12.113	≤ 20.00

Note: Method SA-2, EIRP Power density = measured result + 10 log(1/duty cycle) + Conversion ratio = measured result + duty factor + Antenna Gain.
Conversion ratio = 10*Log(1 M/300 k)

Power spectral density					
Test Mode	Frequency (MHz)	ANT-3			
		Measurement (dBm/MHz)	Duty Factor (dB)	Calculated (dBm/MHz)	Limit (dBm/MHz)
Mode 2	5180	8.097	0.113	8.210	≤ 14.31
	5200	8.085	0.113	8.198	≤ 14.31
	5240	8.005	0.113	8.118	≤ 14.31
	5260	2.000	0.113	2.113	≤ 8.31
	5280	2.025	0.113	2.138	≤ 8.31
	5320	2.137	0.113	2.250	≤ 8.31
	5500	1.835	0.113	1.948	≤ 8.44
	5560	1.849	0.113	1.962	≤ 8.44
	5700	1.978	0.113	2.091	≤ 8.44
	5720	0.921	0.113	1.034	≤ 8.44
Mode 9	5180	7.999	0.186	8.185	≤ 14.31
	5200	7.996	0.186	8.182	≤ 14.31
	5240	7.935	0.186	8.121	≤ 14.31
	5260	2.071	0.186	2.257	≤ 8.31
	5280	1.980	0.186	2.166	≤ 8.31
	5320	2.045	0.186	2.231	≤ 8.31
	5500	1.931	0.186	2.117	≤ 8.44
	5560	1.833	0.186	2.019	≤ 8.44
	5700	1.856	0.186	2.042	≤ 8.44
	5720	1.251	0.186	1.437	≤ 8.44
Mode 10	5190	3.528	0.198	3.726	≤ 14.31
	5230	7.821	0.198	8.019	≤ 14.31
	5270	2.029	0.198	2.227	≤ 8.31
	5310	2.042	0.198	2.240	≤ 8.31
	5510	1.988	0.198	2.186	≤ 8.44
	5550	1.957	0.198	2.155	≤ 8.44
	5670	1.776	0.198	1.974	≤ 8.44
	5710	0.964	0.198	1.162	≤ 8.44
Mode 11	5210	-0.961	0.186	-0.775	≤ 14.31
	5290	0.186	0.186	0.372	≤ 8.31
	5530	-0.652	0.186	-0.466	≤ 8.44
	5610	0.328	0.186	0.514	≤ 8.44
	5690	0.922	0.186	1.108	≤ 8.44
Mode 12	5210	---	---	---	≤ 14.31
	5290	-1.785	0.186	-1.599	≤ 14.31
	5530	---	---	---	≤ 8.44
	5610	2.391	0.186	2.577	≤ 8.44

Note: Method SA-2, Power density = measured result + 10 log(1/duty cycle) + Conversion ratio = measured result + duty factor.

Power spectral density					
Test Mode	Frequency (MHz)	ANT-3			
		Measurement (dBm/100 kHz)	Duty Factor (dB)	Calculated (dBm/500 kHz)	Limit (dBm/500 kHz)
Mode 2	5720	-8.900	0.113	-1.797	≤ 27.34
	5745	2.946	0.113	10.049	≤ 27.34
	5785	3.579	0.113	10.682	≤ 27.34
	5825	3.201	0.113	10.304	≤ 27.34
Mode 9	5720	-10.710	0.186	-3.534	≤ 27.34
	5745	1.582	0.186	8.758	≤ 27.34
	5785	1.625	0.186	8.801	≤ 27.34
	5825	1.485	0.186	8.661	≤ 27.34
Mode 10	5710	-10.949	0.198	-3.762	≤ 27.34
	5755	-1.754	0.198	5.433	≤ 27.34
	5795	-1.515	0.198	5.672	≤ 27.34
Mode 11	5690	-11.993	0.186	-4.817	≤ 27.34
	5775	-4.621	0.186	2.555	≤ 27.34
Mode 12	5775	---	---	---	≤ 27.34

Note: Method SA-2, Power density = measured result + 10 log(1/duty cycle) + Conversion ratio = measured result + duty factor.
Conversion ratio = 10*Log(500 k/100 k)

EIRP Power spectral density					
Test Mode	Frequency (MHz)	ANT-3			
		Measurement (dBm/300 kHz)	Duty Factor (dB)	Calculated (dBm/1 MHz)	Limit (dBm/1 MHz)
Mode 2	5845	-1.373	0.113	12.629	≤ 20.00
	5865	-0.972	0.113	13.030	≤ 20.00
	5885	-1.046	0.113	12.956	≤ 20.00
Mode 9	5845	-0.660	0.186	13.415	≤ 20.00
	5865	-0.940	0.186	13.135	≤ 20.00
	5885	-0.598	0.186	13.477	≤ 20.00
Mode 10	5835	-1.111	0.198	12.975	≤ 20.00
	5875	-0.837	0.198	13.249	≤ 20.00
Mode 11	5855	-0.739	0.186	13.336	≤ 20.00
Mode 12	5855	0.628	0.186	11.923	≤ 20.00

Note: Method SA-2, EIRP Power density = measured result + 10 log(1/duty cycle) + Conversion ratio = measured result + duty factor + Antenna Gain.
Conversion ratio = 10*Log(1 M/300 k)

Power spectral density			
Test Mode	Frequency (MHz)	ANT-0+1+2+3	
		Calculated (dBm/MHz)	Limit (dBm/MHz)
Mode 2	5180	14.187	≤ 14.31
	5200	14.236	≤ 14.31
	5240	14.190	≤ 14.31
	5260	8.201	≤ 8.31
	5280	8.216	≤ 8.31
	5320	8.206	≤ 8.31
	5500	8.068	≤ 8.44
	5560	8.105	≤ 8.44
	5700	8.121	≤ 8.44
	5720	8.227	≤ 8.44
Mode 9	5180	14.229	≤ 14.31
	5200	14.301	≤ 14.31
	5240	14.244	≤ 14.31
	5260	8.307	≤ 8.31
	5280	8.282	≤ 8.31
	5320	8.266	≤ 8.31
	5500	8.232	≤ 8.44
	5560	8.167	≤ 8.44
	5700	8.206	≤ 8.44
	5720	8.038	≤ 8.44
Mode 10	5190	10.121	≤ 14.31
	5230	14.201	≤ 14.31
	5270	8.301	≤ 8.31
	5310	8.280	≤ 8.31
	5510	8.235	≤ 8.44
	5550	8.215	≤ 8.44
	5670	8.232	≤ 8.44
	5710	8.022	≤ 8.44
Mode 11	5210	5.510	≤ 14.31
	5290	6.584	≤ 8.31
	5530	6.008	≤ 8.44
	5610	7.694	≤ 8.44
	5690	8.100	≤ 8.44
Mode 12	5210	2.014	≤ 14.31
	5290	1.520	≤ 14.31
	5530	6.420	≤ 8.44
	5610	5.481	≤ 8.44

Note: Method SA-2, Power density = measured result + 10 log(1/duty cycle) + Conversion ratio = measured result + duty factor.

Power spectral density			
Test Mode	Frequency (MHz)	ANT-0+1+2+3	
		Calculated (dBm/500 kHz)	Limit (dBm/500 kHz)
Mode 2	5720	5.002	≤ 27.34
	5745	16.678	≤ 27.34
	5785	17.079	≤ 27.34
	5825	16.992	≤ 27.34
Mode 9	5720	4.379	≤ 27.34
	5745	15.807	≤ 27.34
	5785	15.608	≤ 27.34
	5825	15.625	≤ 27.34
Mode 10	5710	2.680	≤ 27.34
	5755	12.363	≤ 27.34
	5795	12.552	≤ 27.34
Mode 11	5690	1.616	≤ 27.34
	5775	9.395	≤ 27.34
Mode 12	5775	7.645	≤ 27.34

Note: Method SA-2, Power density = measured result + 10 log(1/duty cycle) + Conversion ratio = measured result + duty factor.
Conversion ratio = 10*Log(500 k/100 k)

EIRP Power spectral density			
Test Mode	Frequency (MHz)	ANT-0+1+2+3	
		Calculated (dBm/1 MHz)	Limit (dBm/1 MHz)
Mode 2	5845	19.705	≤ 20.00
	5865	19.882	≤ 20.00
	5885	19.713	≤ 20.00
Mode 9	5845	19.807	≤ 20.00
	5865	19.861	≤ 20.00
	5885	19.975	≤ 20.00
Mode 10	5835	19.737	≤ 20.00
	5875	19.816	≤ 20.00
Mode 11	5855	19.657	≤ 20.00
Mode 12	5855	15.029	≤ 20.00

Note: Method SA-2, Power density = measured result + 10 log(1/duty cycle) + Conversion ratio = measured result + duty factor.
Conversion ratio = 10*Log(1 M/300 k)

■ **Test Graphs**

Mode 2: IEEE 802.11a Continuous TX mode_ANT-0	
5180 MHz	
5200 MHz	
5240 MHz	

Mode 2: IEEE 802.11a Continuous TX mode_ANT-0	
5260 MHz	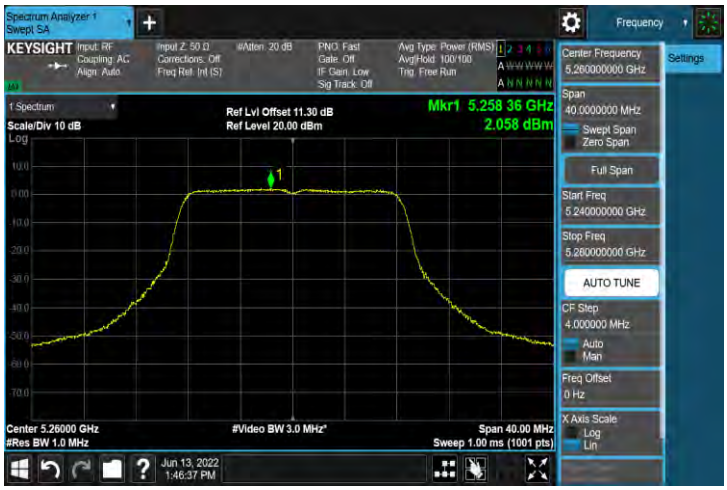
5280 MHz	
5320 MHz	

Mode 2: IEEE 802.11a Continuous TX mode_ANT-0	
5500 MHz	
5560 MHz	
5700 MHz	

Mode 2: IEEE 802.11a Continuous TX mode_ANT-0	
5720 MHz	
5720 MHz	

Mode 2: IEEE 802.11a Continuous TX mode_ANT-0	
5745 MHz	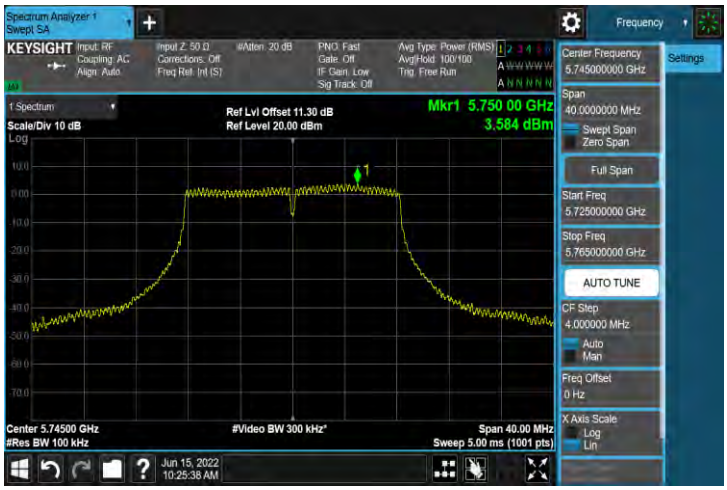
5785 MHz	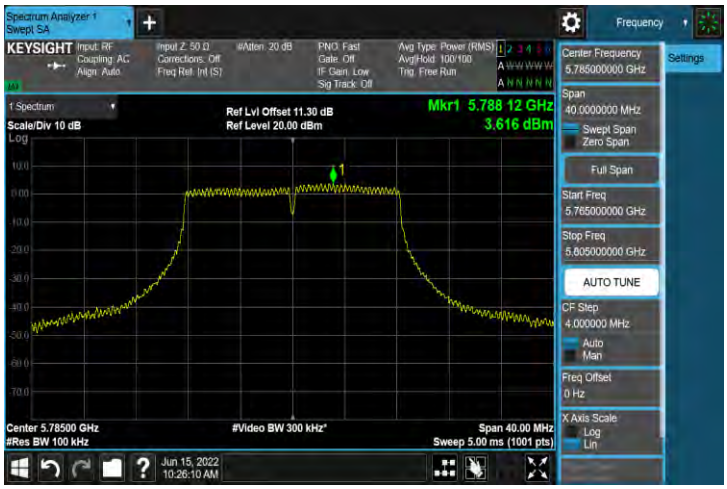
5825 MHz	

Mode 2: IEEE 802.11a Continuous TX mode_ANT-0	
5845 MHz	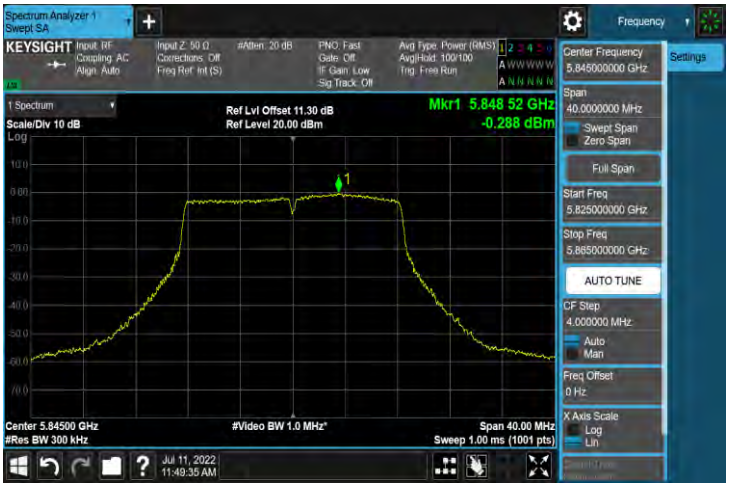
5865 MHz	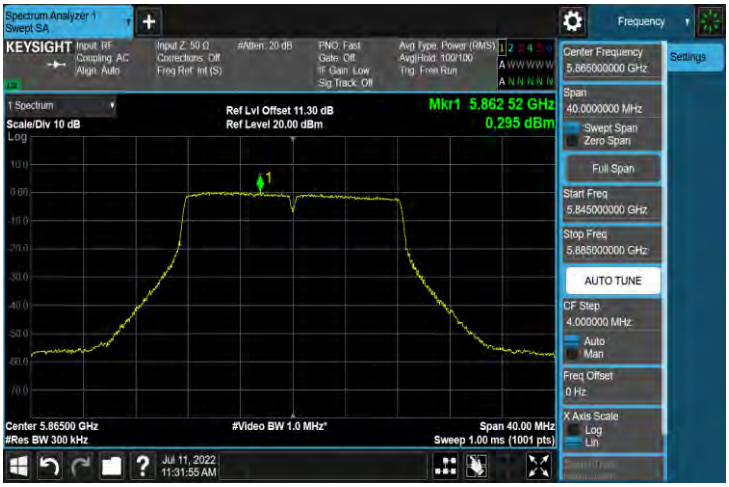
5885 MHz	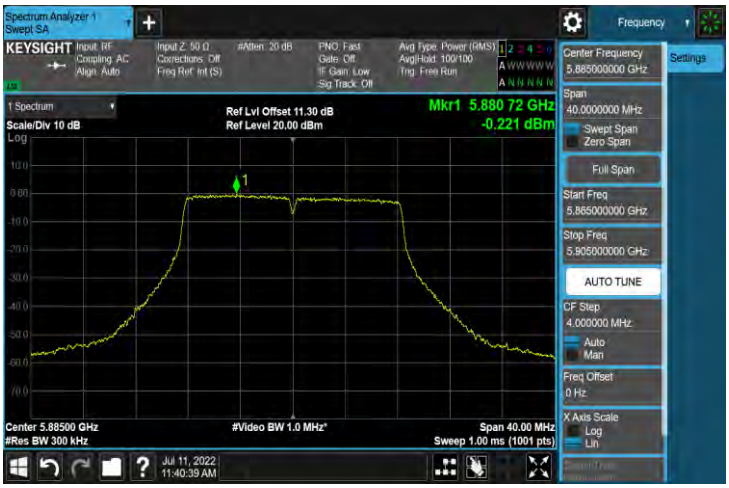

Mode 9: IEEE 802.11ax 20 MHz Continuous TX mode_ANT-0	
5180 MHz	
5200 MHz	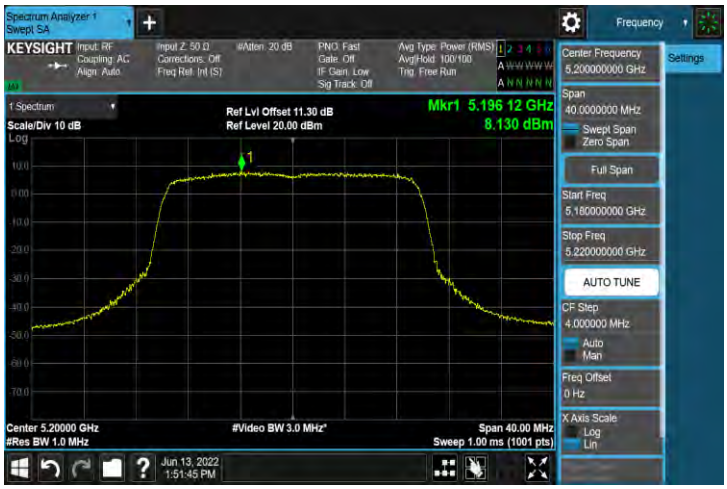
5240 MHz	

Mode 9: IEEE 802.11ax 20 MHz Continuous TX mode_ANT-0	
5260 MHz	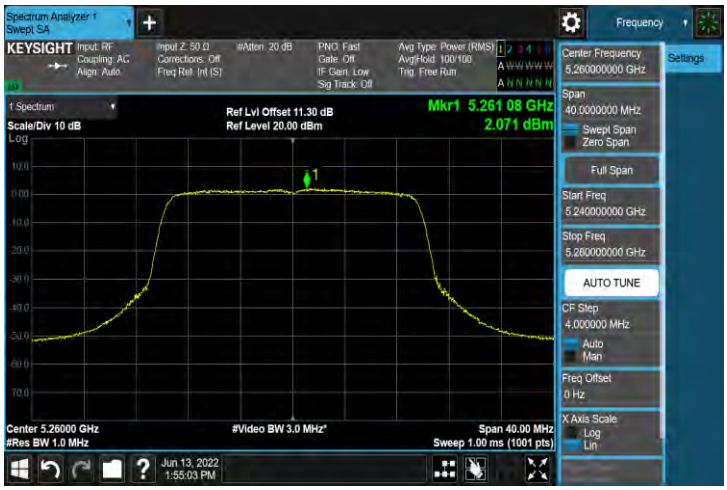
5280 MHz	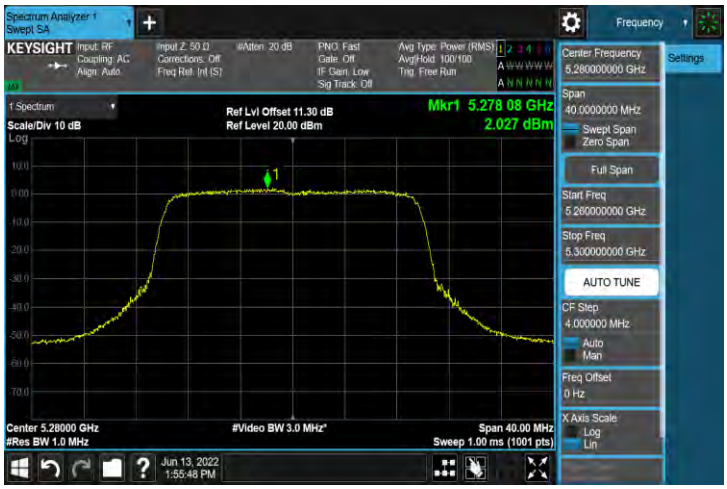
5320 MHz	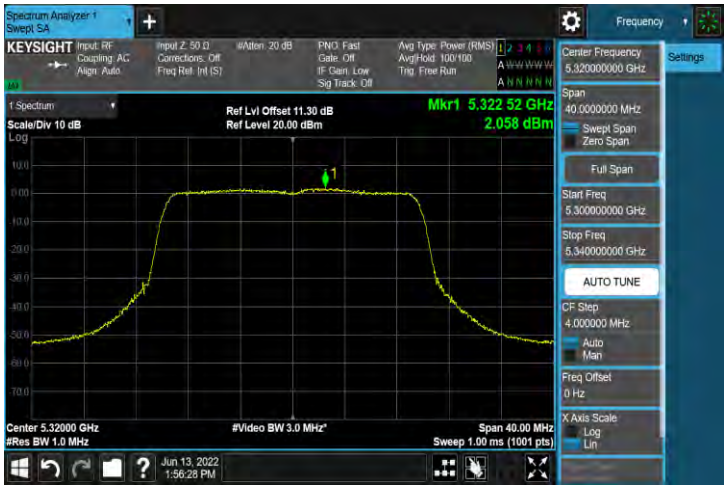

Mode 9: IEEE 802.11ax 20 MHz Continuous TX mode_ANT-0	
5500 MHz	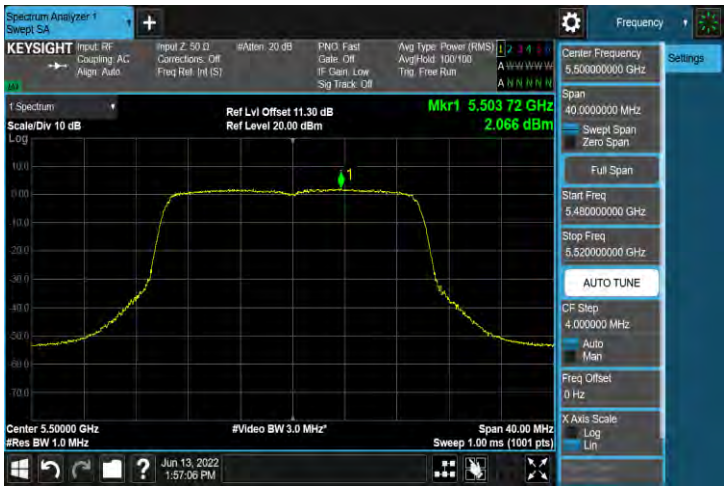
5560 MHz	
5700 MHz	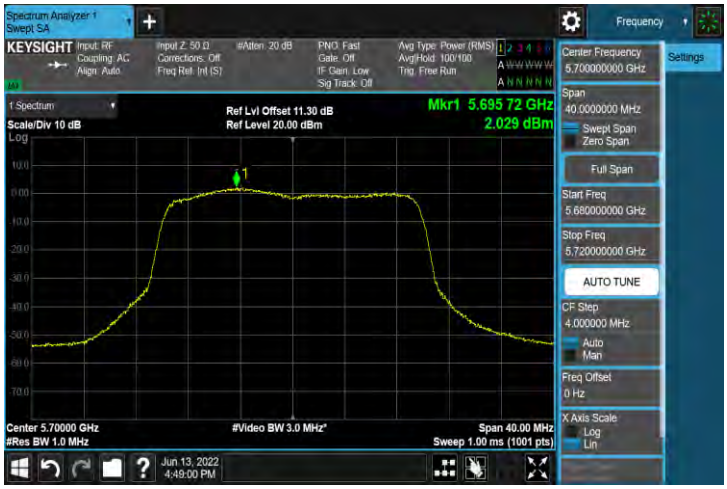

Mode 9: IEEE 802.11ax 20 MHz Continuous TX mode_ANT-0	
5720 MHz	
5720 MHz	

Mode 9: IEEE 802.11ax 20 MHz Continuous TX mode_ANT-0	
5745 MHz	
5785 MHz	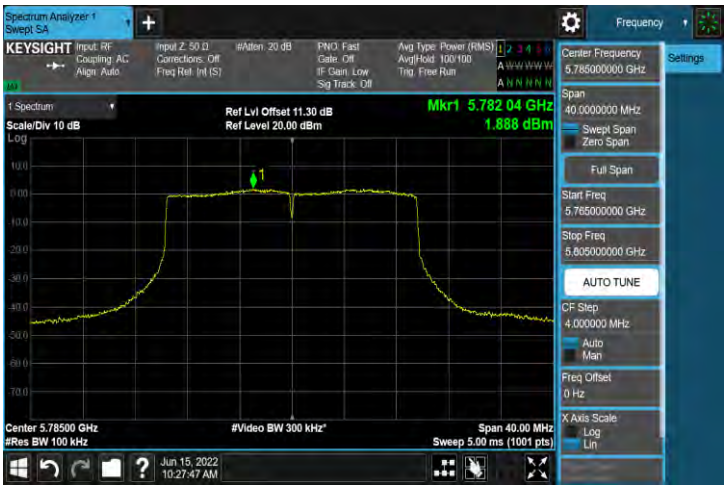
5825 MHz	

Mode 9: IEEE 802.11ax 20 MHz Continuous TX mode_ANT-0	
5845 MHz	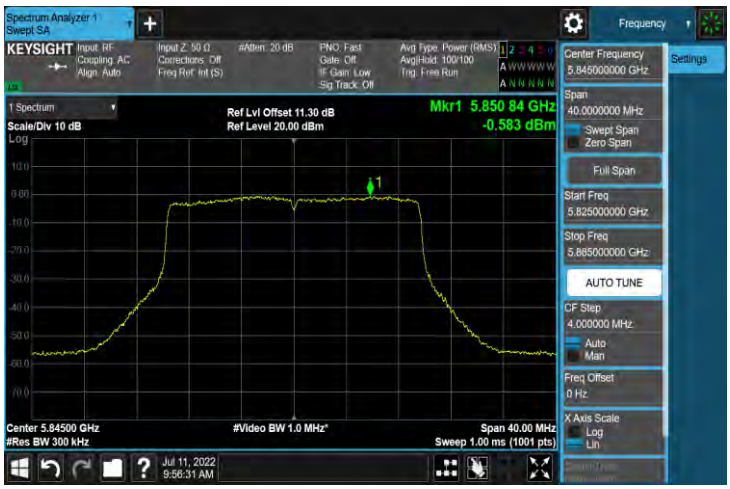
5865 MHz	
5885 MHz	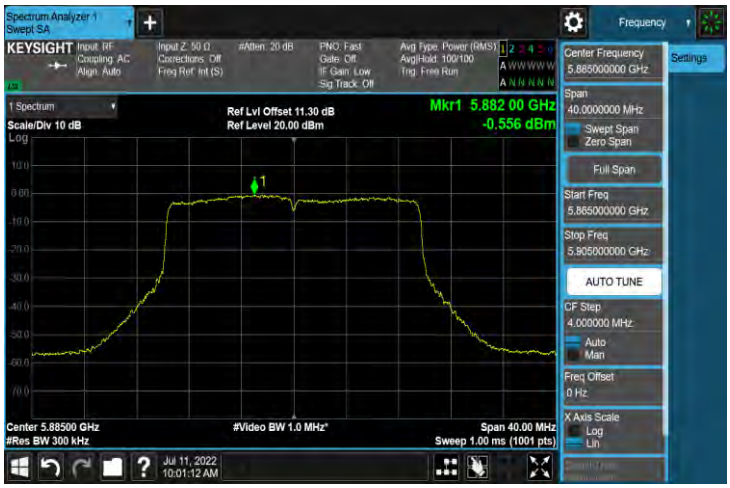

Mode 10: IEEE 802.11ax 40 MHz Continuous TX mode_ANT-0	
5190 MHz	
5230 MHz	

Mode 10: IEEE 802.11ax 40 MHz Continuous TX mode_ANT-0	
5270 MHz	
5310 MHz	

Mode 10: IEEE 802.11ax 40 MHz Continuous TX mode_ANT-0	
5510 MHz	
5550 MHz	
5670 MHz	

Mode 10: IEEE 802.11ax 40 MHz Continuous TX mode_ANT-0	
5710 MHz	
5710 MHz	

Mode 10: IEEE 802.11ax 40 MHz Continuous TX mode_ANT-0	
5755 MHz	
5795 MHz	

Mode 10: IEEE 802.11ax 40 MHz Continuous TX mode_ANT-0	
5835 MHz	
5875 MHz	

Mode 11: IEEE 802.11ax 80 MHz Continuous TX mode_ANT-0	
5210 MHz	
5290 MHz	

Mode 11: IEEE 802.11ax 80 MHz Continuous TX mode_ANT-0	
5530 MHz	
5610 MHz	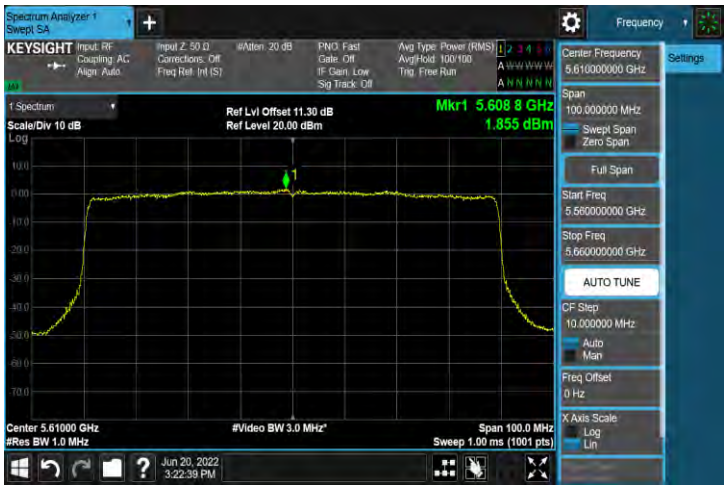

Mode 11: IEEE 802.11ax 80 MHz Continuous TX mode_ANT-0	
5690 MHz	
5690 MHz	
5775 MHz	

Mode 11: IEEE 802.11ax 80 MHz Continuous TX mode_ANT-0	
5855 MHz	

Mode 12: IEEE 802.11ax 80 + 80 MHz Continuous TX mode_ANT-0	
5210 MHz	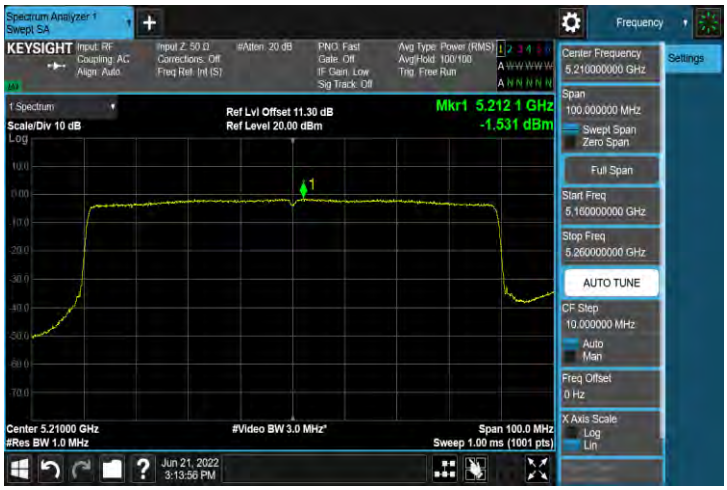

Mode 12: IEEE 802.11ax 80 + 80 MHz Continuous TX mode_ANT-0	
5530 MHz	

Mode 12: IEEE 802.11ax 80 + 80 MHz Continuous TX mode_ANT-0	
5775 MHz	

Mode 2: IEEE 802.11a Continuous TX mode_ANT-1	
5180 MHz	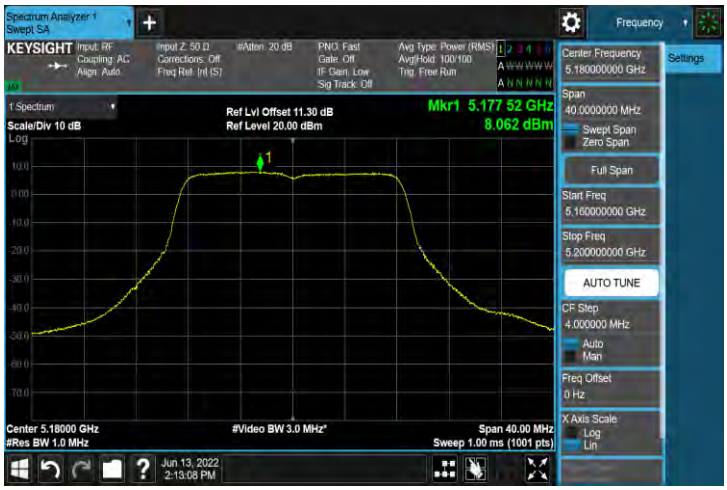
5200 MHz	
5240 MHz	

Mode 2: IEEE 802.11a Continuous TX mode_ANT-1	
5260 MHz	
5280 MHz	
5320 MHz	

Mode 2: IEEE 802.11a Continuous TX mode_ANT-1	
5500 MHz	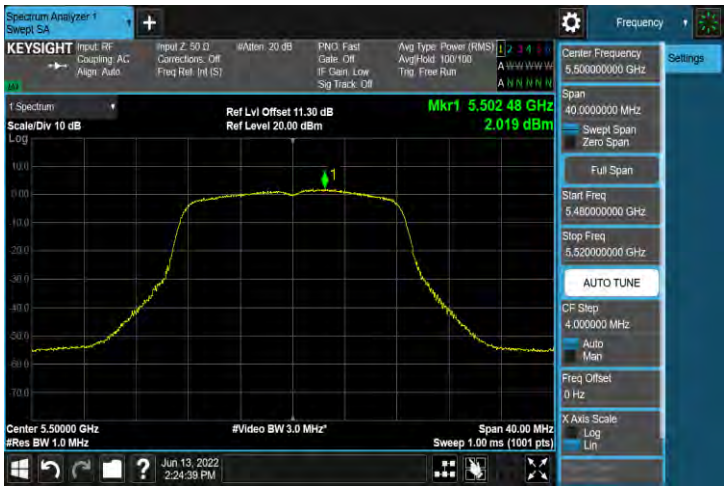
5560 MHz	
5700 MHz	

Mode 2: IEEE 802.11a Continuous TX mode_ANT-1	
5720 MHz	
5720 MHz	

Mode 2: IEEE 802.11a Continuous TX mode_ANT-1	
5745 MHz	
5785 MHz	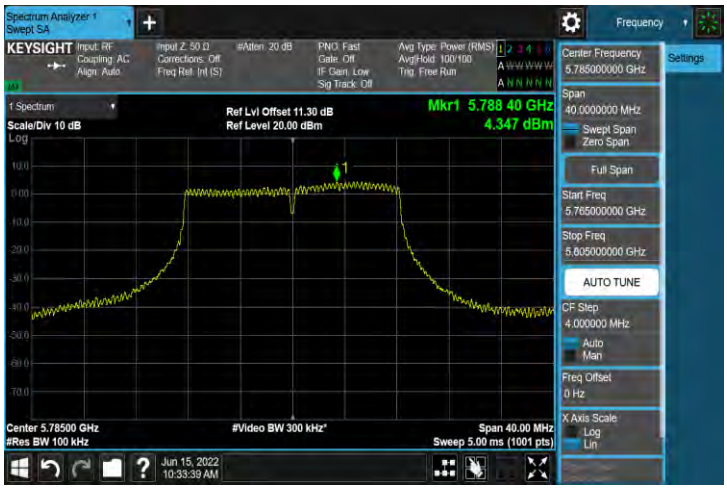
5825 MHz	

Mode 2: IEEE 802.11a Continuous TX mode_ANT-1	
5845 MHz	
5865 MHz	
5885 MHz	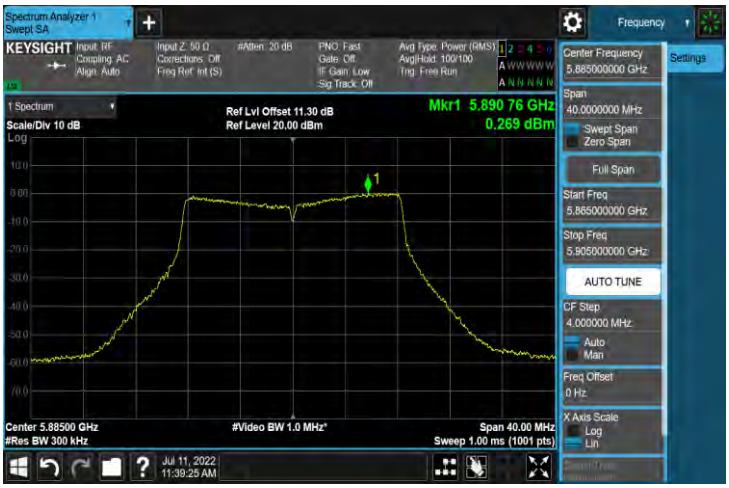

Mode 9: IEEE 802.11ax 20 MHz Continuous TX mode_ANT-1	
5180 MHz	
5200 MHz	
5240 MHz	

Mode 9: IEEE 802.11ax 20 MHz Continuous TX mode_ANT-1	
5260 MHz	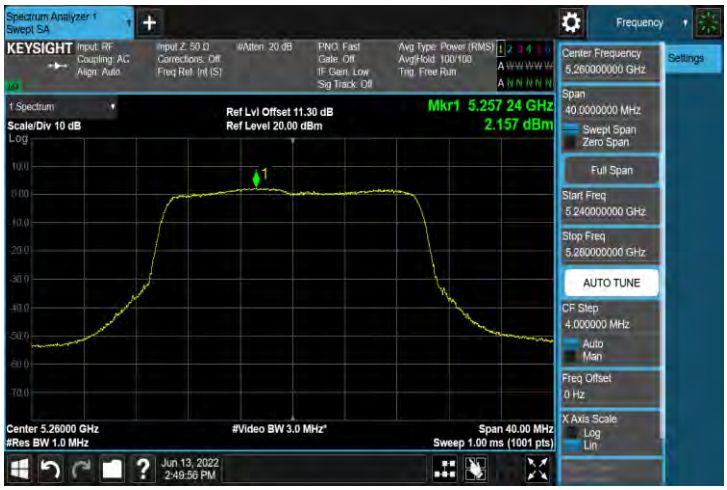
5280 MHz	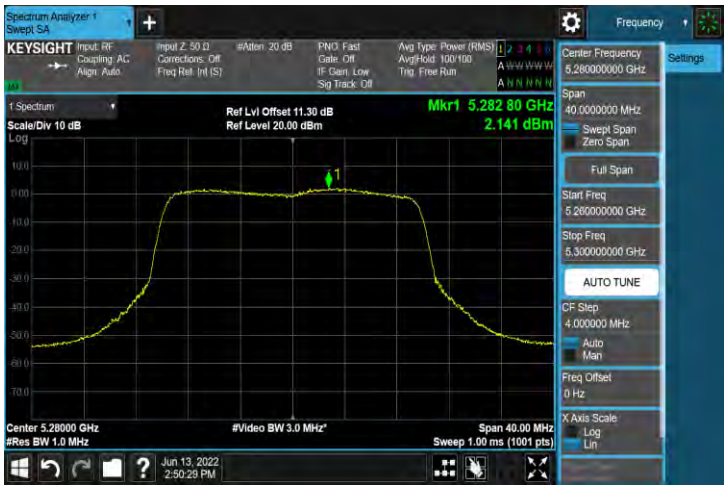
5320 MHz	

Mode 9: IEEE 802.11ax 20 MHz Continuous TX mode_ANT-1	
5500 MHz	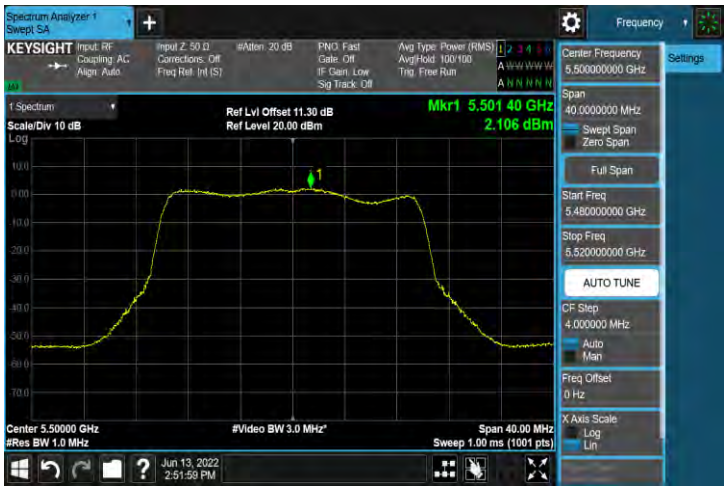
5560 MHz	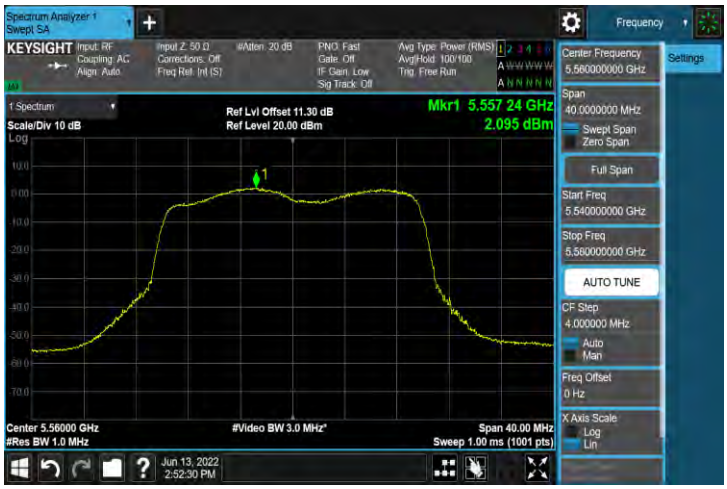
5700 MHz	