Annex B Test setup photos

Test setup semi anechoic chamber (measurement with internal antenna)

Annex B Test setup photos

TN-UHF-Q300-NA-CDS, test setup semi anechoic chamber (measurement with antenna port terminated)

Annex B Test setup photos



TN-UHF-Q300-NA-CDS, test setup semi anechoic chamber
TX spurious emissions from 150 kHz to 30 MHz

Annex B Test setup photos



TN-UHF-Q300-NA-CDS, test setup semi anechoic chamber
TX spurious emissions from 30 MHz to 1 GHz

Annex B Test setup photos



TN-UHF-Q300-NA-CDS, test setup fully anechoic chamber
TX spurious emissions from 1 GHz to 10 GHz (measurement with internal antenna)

Annex B Test setup photos

TN-UHF-Q300-NA-CDS, test setup fully anechoic chamber
TX spurious emissions from 1 GHz to 10 GHz
(measurement with antenna port terminated)

Annex B Test setup photos



TN-UHF-Q300-NA-CDS, test setup fully anechoic chamber
TX spurious emissions from 1 GHz to 10 GHz

Annex B Test setup photos

TN-UHF-Q180L300-NA-CDS, test setup semi anechoic chamber

Annex B Test setup photos

TN-UHF-Q180L300-NA-CDS, test setup semi anechoic chamber
TX spurious emissions from 150 kHz to 30 MHz

Annex B Test setup photos



TN-UHF-Q180L300-NA-CDS, test setup semi anechoic chamber
TX spurious emissions from 30 MHz to 1 GHz

Annex B Test setup photos

TN-UHF-Q180L300-NA-CDS, test setup fully anechoic chamber
TX spurious emissions from 1 GHz to 10 GHz

Annex B Test setup photos



TN-UHF-Q180L300-NA-CDS, test setup fully anechoic chamber
TX spurious emissions from 1 GHz to 10 GHz

Annex B Test setup photos



TN-UHF-Q300-NA-CDS, test setup conducted measurements on antenna port

Annex B Test setup photos



TN-UHF-Q180L300-NA-CDS, test setup conducted measurements on antenna port

Annex B Test setup photos

TN-UHF-Q300-NA-CDS, test setup shielded chamber (EUT PoE supplied)

Annex B Test setup photos

TN-UHF-Q300-NA-CDS, test setup shielded chamber (EUT DC supplied)