025: Touch Right_Wi-Fi_5GHz_802.11a_6Mbps_CH52
Date: 17/04/2015
DUT: A1428; Sleeve: Linea Pro 5; Sleeve contains FCC ID: YRWDATECSBT301

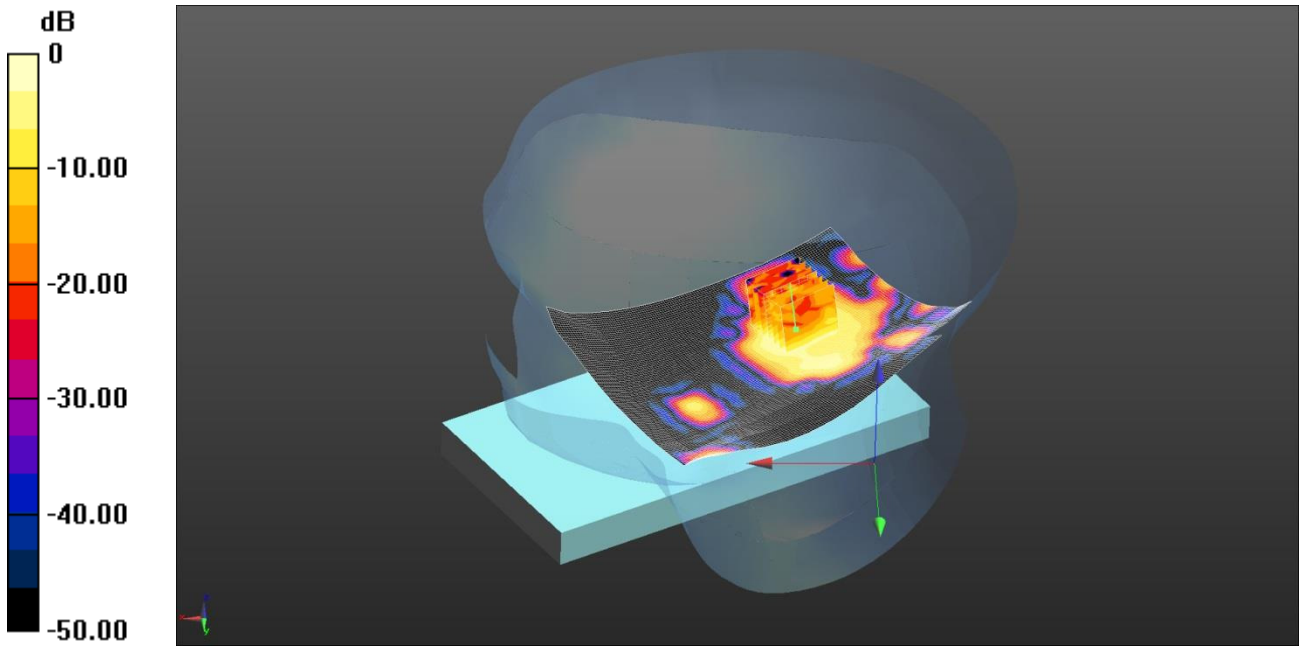

0 dB = 0.337 W/kg = -4.72 dBW/kg

Communication System: UID 0, WLAN 802.11 (0); Frequency: 5260 MHz;Duty Cycle: 1:1
Medium: 5200/5500/5800 MHz HSL Medium parameters used (interpolated): f = 5260 MHz; σ = 4.594 S/m; ε_r = 34.48; ρ = 1000 kg/m^3
Phantom section: Right Section
DASY4 Configuration:
- Probe: EX3DV4 - SN3994; ConvF(5.3, 5.3, 5.3); Calibrated: 17/03/2015;
- Sensor-Surface: 4mm (Mechanical Surface Detection)
- Electronics: DAE3 Sn450; Calibrated: 16/09/2014
- Phantom: SAM (20deg probe tilt) with CRP v4.0; Type: QD000P40CC; Serial: TP:xxxx
- ; SEMCAD X Version 14.6.10 (7164)

Configuration/Touch Right/Area Scan (131x111x1): Interpolated grid: dx=1.000 mm, dy=1.000 mm
Maximum value of SAR (interpolated) = 0.331 W/kg
Configuration/Touch Right/Zoom Scan (7x7x12) 2 2 (7x7x12)/Cube 0: Measurement grid: dx=4mm, dy=4mm, dz=2mm
Reference Value = 1.792 V/m; Power Drift = 0.14 dB
Peak SAR (extrapolated) = 0.941 W/kg
SAR(1 g) = 0.257 W/kg; SAR(10 g) = 0.077 W/kg
Maximum value of SAR (measured) = 0.337 W/kg

This report shall not be reproduced except in full, without the written approval of UL VS Ltd.

026: Front of EUT-Body-Worn_Wi-Fi 5GHz_802.11a 6Mbps_CH64
Date: 10/04/15
DUT: A1428; Sleeve: Linea Pro 5; Sleeve contains FCC ID: YRWDATECSBT301

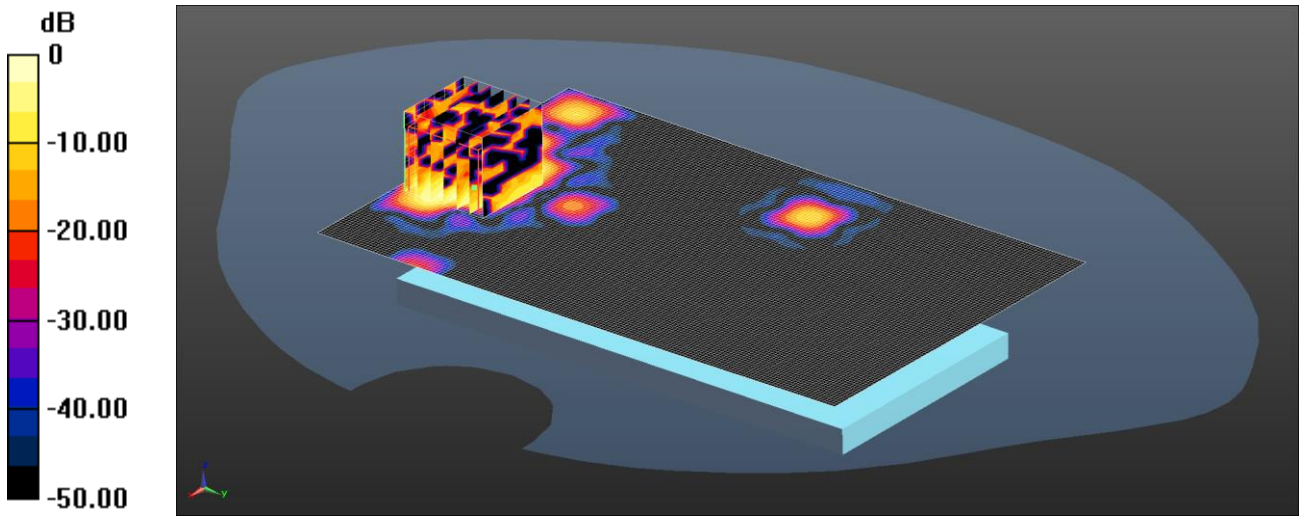

0 dB = 0.0588 W/kg = -12.31 dBW/kg

Communication System: UID 0, WLAN 802.11 (0); Frequency: 5320 MHz;Duty Cycle: 1:1
Medium: 5GHz MSL Medium parameters used (interpolated): f = 5320 MHz; σ = 5.433 S/m; ε_r = 48.377; ρ = 1000 kg/m^3
Phantom section: Flat Section
DASY4 Configuration:
- Probe: EX3DV4 - SN3814; ConvF(4.18, 4.18, 4.18); Calibrated: 18/09/14;
- Sensor-Surface: 4mm (Mechanical Surface Detection)
- Electronics: DAE4 Sn1435; Calibrated: 15/04/14
- Phantom: SAM (20deg probe tilt) with CRP v4.0; Type: QD000P40CC; Serial: TP:xxxx
- ; SEMCAD X Version 14.6.10 (7331)

Configuration/Front of EUT Facing Phantom/Area Scan (101x161x1): Interpolated grid: dx=1.000 mm, dy=1.000 mm
Maximum value of SAR (interpolated) = 0.125 W/kg

Configuration/Front of EUT Facing Phantom/Zoom Scan (7x7x12) (7x7x12)/Cube 0: Measurement grid: dx=4mm, dy=4mm, dz=2mm
Reference Value = 1.999 V/m; Power Drift = -0.03 dB
Peak SAR (extrapolated) = 0.540 W/kg
SAR(1 g) = 0.057 W/kg; SAR(10 g) = 0.017 W/kg
Maximum value of SAR (measured) = 0.0588 W/kg

Note: SAR level measured is very low as equivalent to noise floor.

This report shall not be reproduced except in full, without the written approval of UL VS Ltd.

027: Touch Right_Wi-Fi_5GHz_802.11a_6Mbps_CH136
Date: 17/04/2015
DUT: A1428; Sleeve: Linea Pro 5; Sleeve contains FCC ID: YRWDATECSBT301

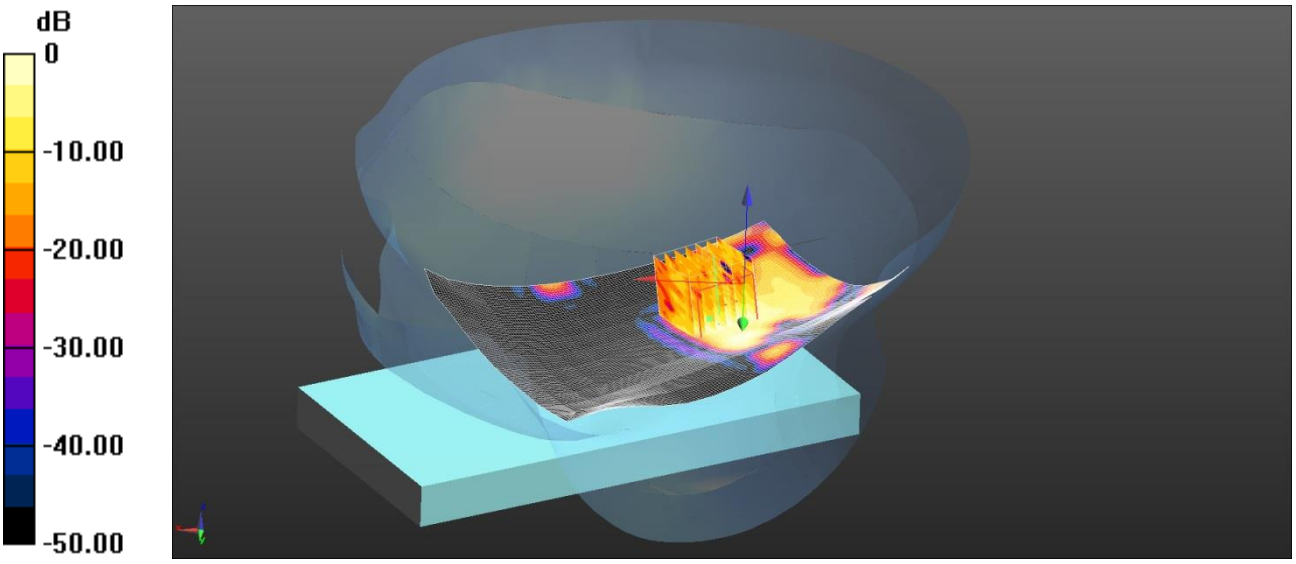

0 dB = 0.268 W/kg = -5.72 dBW/kg

Communication System: UID 0, WLAN 802.11 (0); Frequency: 5680 MHz;Duty Cycle: 1:1
Medium: 5200/5500/5800 MHz HSL Medium parameters used (interpolated): f = 5680 MHz; σ = 5.026 S/m; ε_r = 33.896; ρ = 1000 kg/m^3
Phantom section: Right Section
DASY4 Configuration:
- Probe: EX3DV4 - SN3994; ConvF(4.77, 4.77, 4.77); Calibrated: 17/03/2015;
- Sensor-Surface: 4mm (Mechanical Surface Detection)
- Electronics: DAE3 Sn450; Calibrated: 16/09/2014
- Phantom: SAM (20deg probe tilt) with CRP v4.0; Type: QD000P40CC; Serial: TP:xxxx
- ; SEMCAD X Version 14.6.10 (7164)

Configuration/Touch Right/Area Scan (131x111x1): Interpolated grid: dx=1.000 mm, dy=1.000 mm
Maximum value of SAR (interpolated) = 0.492 W/kg

Configuration/Touch Right/Zoom Scan (7x7x12) 2 2 (7x7x12)/Cube 0: Measurement grid: dx=4mm, dy=4mm, dz=2mm
Reference Value = 3.672 V/m; Power Drift = 0.18 dB
Peak SAR (extrapolated) = 0.791 W/kg
SAR(1 g) = 0.225 W/kg; SAR(10 g) = 0.061 W/kg
Maximum value of SAR (measured) = 0.268 W/kg

This report shall not be reproduced except in full, without the written approval of UL VS Ltd.

028: Front of EUT-Body-Worn_Wi-Fi 5GHz_802.11a 6Mbps_CH124
Date: 14/04/15
DUT: A1428; Sleeve: Linea Pro 5; Sleeve contains FCC ID: YRWDATECSBT301

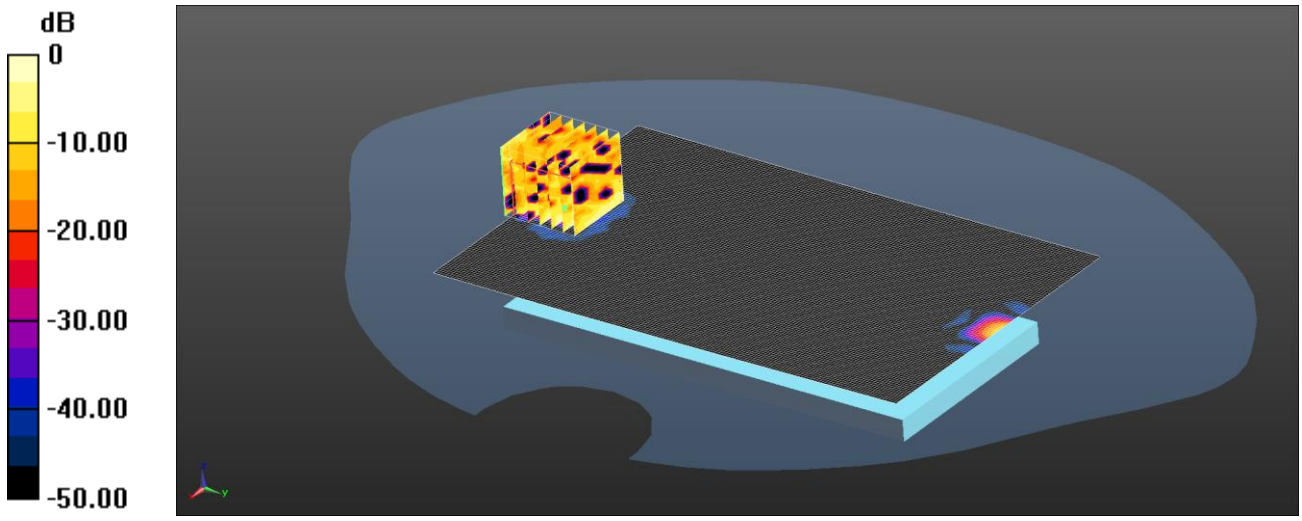

0 dB = 0.0388 W/kg = -14.11 dBW/kg

Communication System: UID 0, WLAN 802.11 (0); Frequency: 5620 MHz;Duty Cycle: 1:1
Medium: 5GHz MSL Medium parameters used (interpolated): f = 5620 MHz; σ = 5.921 S/m; ε_r = 47.376; ρ = 1000 kg/m^3
Phantom section: Flat Section
DASY4 Configuration:
- Probe: EX3DV4 - SN3814; ConvF(3.79, 3.79, 3.79); Calibrated: 18/09/14;
- Sensor-Surface: 4mm (Mechanical Surface Detection)
- Electronics: DAE4 Sn1435; Calibrated: 15/04/14
- Phantom: SAM (20deg probe tilt) with CRP v4.0; Type: QD000P40CC; Serial: TP:xxxx
- ; SEMCAD X Version 14.6.10 (7331)

Configuration/Front of EUT Facing Phantom 2/Area Scan (101x161x1): Interpolated grid: dx=1.000 mm, dy=1.000 mm
Maximum value of SAR (interpolated) = 0.0293 W/kg

Configuration/Front of EUT Facing Phantom 2/Zoom Scan (7x7x12) (7x7x12)/Cube 0: Measurement grid: dx=4mm, dy=4mm, dz=2mm
Reference Value = 1.877 V/m; Power Drift = 1.58 dB
Peak SAR (extrapolated) = 0.747 W/kg
SAR(1 g) = 0.066 W/kg; SAR(10 g) = 0.011 W/kg
Maximum value of SAR (measured) = 0.0388 W/kg

Note: SAR level measured is very low as equivalent to noise floor.

This report shall not be reproduced except in full, without the written approval of UL VS Ltd.

029: Touch Right_Wi-Fi_5GHz_802.11a_6Mbps_CH157
Date: 17/04/2015
DUT: A1428; Sleeve: Linea Pro 5; Sleeve contains FCC ID: YRWDATECSBT301

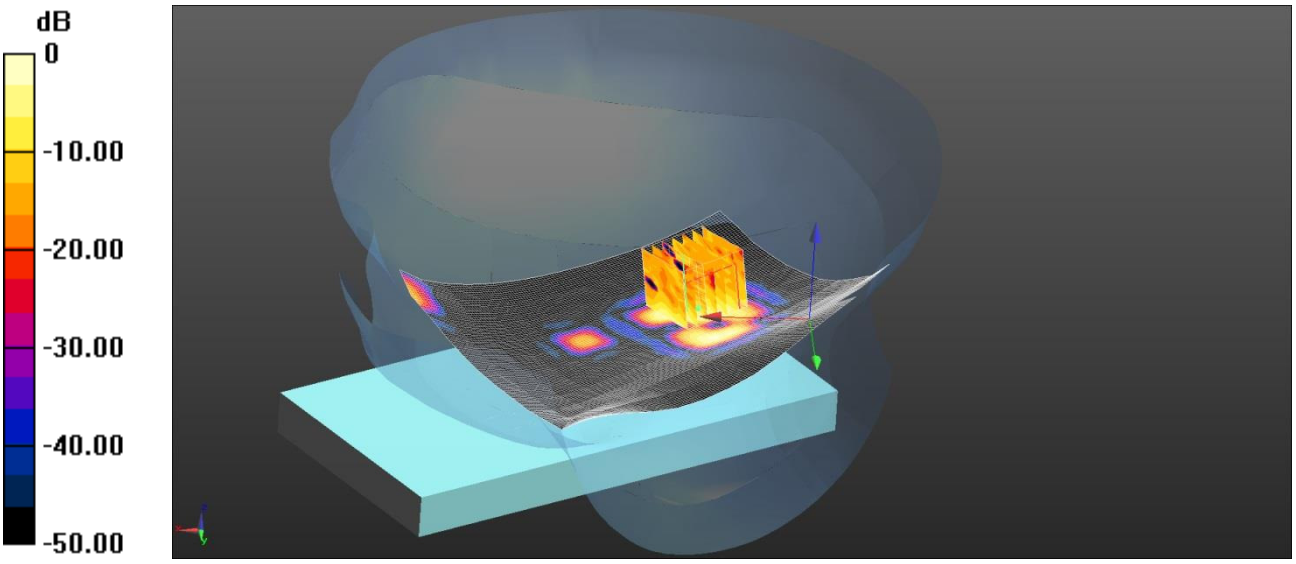

0 dB = 0.418 W/kg = -3.79 dBW/kg

Communication System: UID 0, WLAN 802.11 (0); Frequency: 5785 MHz;Duty Cycle: 1:1
Medium: 5200/5500/5800 MHz HSL Medium parameters used (interpolated): f = 5785 MHz; σ = 5.134 S/m; ε_r = 33.784; ρ = 1000 kg/m^3
Phantom section: Right Section
DASY4 Configuration:
- Probe: EX3DV4 - SN3994; ConvF(4.73, 4.73, 4.73); Calibrated: 17/03/2015;
- Sensor-Surface: 4mm (Mechanical Surface Detection)
- Electronics: DAE3 Sn450; Calibrated: 16/09/2014
- Phantom: SAM (20deg probe tilt) with CRP v4.0; Type: QD000P40CC; Serial: TP:xxxx
- ; SEMCAD X Version 14.6.10 (7164)

Configuration/Touch Right/Area Scan (131x111x1): Interpolated grid: dx=1.000 mm, dy=1.000 mm
Maximum value of SAR (interpolated) = 0.844 W/kg

Configuration/Touch Right/Zoom Scan (7x7x12) 2 2 (7x7x12)/Cube 0: Measurement grid: dx=4mm, dy=4mm, dz=2mm
Reference Value = 2.398 V/m; Power Drift = 0.20 dB
Peak SAR (extrapolated) = 1.42 W/kg
SAR(1 g) = 0.316 W/kg; SAR(10 g) = 0.077 W/kg
Maximum value of SAR (measured) = 0.418 W/kg

This report shall not be reproduced except in full, without the written approval of UL VS Ltd.

030: Front of EUT-Body-Worn_Wi-Fi 5GHz_802.11a 6Mbps_CH149
Date: 14/04/15
DUT: A1428; Sleeve: Linea Pro 5; Sleeve contains FCC ID: YRWDATECSBT301

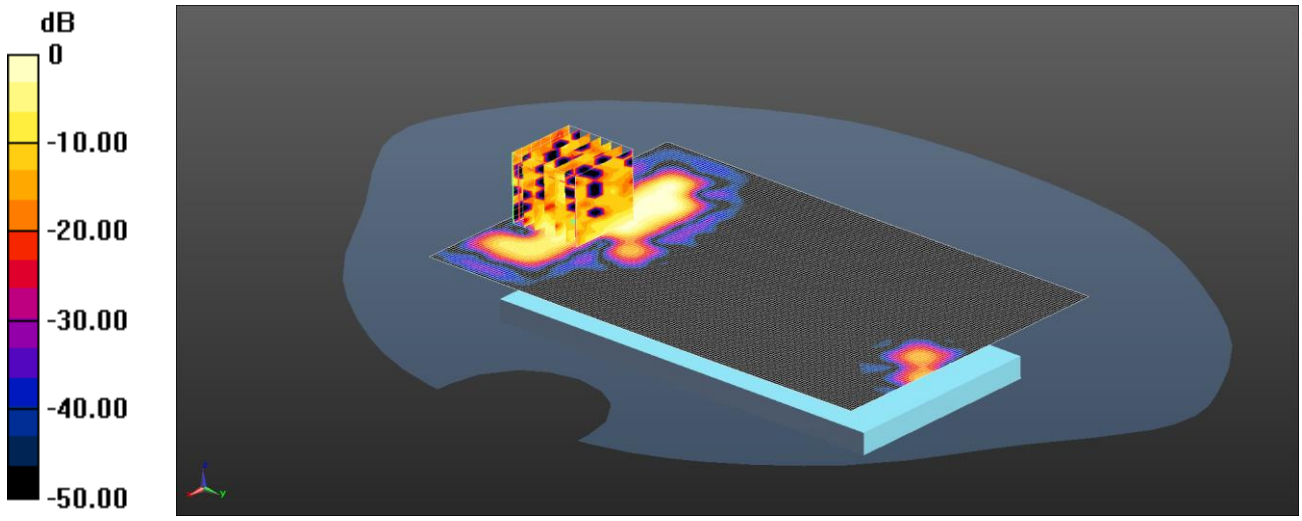

0 dB = 0.0573 W/kg = -12.42 dBW/kg

Communication System: UID 0, WLAN 802.11 (0); Frequency: 5745 MHz;Duty Cycle: 1:1
Medium: 5GHz MSL Medium parameters used (interpolated): f = 5745 MHz; σ = 6.122 S/m; ε_r = 47.066; ρ = 1000 kg/m^3
Phantom section: Flat Section
DASY4 Configuration:
- Probe: EX3DV4 - SN3814; ConvF(4.06, 4.06, 4.06); Calibrated: 18/09/14;
- Sensor-Surface: 4mm (Mechanical Surface Detection)
- Electronics: DAE4 Sn1435; Calibrated: 15/04/14
- Phantom: SAM (20deg probe tilt) with CRP v4.0; Type: QD000P40CC; Serial: TP:xxxx
- ; SEMCAD X Version 14.6.10 (7331)

Configuration/Back of EUT Facing Phantom/Area Scan (101x161x1): Interpolated grid: dx=1.000 mm, dy=1.000 mm
Maximum value of SAR (interpolated) = 0.134 W/kg

Configuration/Back of EUT Facing Phantom/Zoom Scan (7x7x12) (7x7x12)/Cube 0: Measurement grid: dx=4mm, dy=4mm, dz=2mm
Reference Value = 2.288 V/m; Power Drift = 0.28 dB
Peak SAR (extrapolated) = 0.541 W/kg
SAR(1 g) = 0.058 W/kg; SAR(10 g) = 0.016 W/kg
Maximum value of SAR (measured) = 0.0573 W/kg

Note: SAR level measured is very low as equivalent to noise floor.

This report shall not be reproduced except in full, without the written approval of UL VS Ltd.

031: Back of EUT-Body-Worn_Bluetooth_1Mbps_CH39
Date: 29/04/2015
DUT: A1428; Sleeve: Linea Pro 5; Sleeve contains FCC ID: YRWDATECSBT301

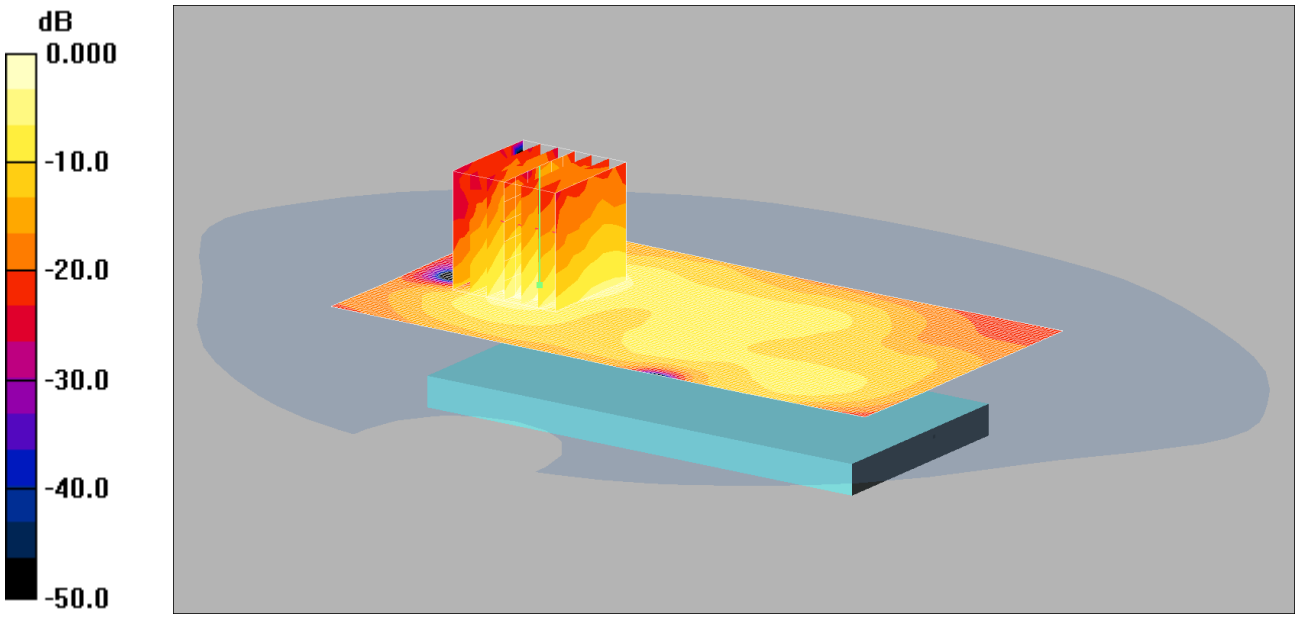

0 dB = 0.063mW/g

Communication System: Bluetooth; Frequency: 2441 MHz;Duty Cycle: 1:1
Medium: 2450 MHz MSL Medium parameters used (interpolated): f = 2441 MHz; σ = 1.94 mho/m; εr = 52; ρ = 1000 kg/m3
Phantom section: Flat Section
DASY4 Configuration:
- Probe: ET3DV6 - SN1529; ConvF(3.95, 3.95, 3.95);
- Sensor-Surface: 4mm (Mechanical Surface Detection)
- Electronics: DAE3 Sn394; Calibrated: 16/05/2014
- Phantom: SAM 12b (Site 56); Type: SAM 4.0; Serial: TP:1192
- Measurement SW: DASY4, V4.6 Build 19; Postprocessing SW: SEMCAD, V1.8 Build 159

Back - Middle/Area Scan (71x131x1): Measurement grid: dx=12mm, dy=12mm
Maximum value of SAR (interpolated) = 0.071 mW/g
Back - Middle/Zoom Scan (7x7x7) (7x7x7)/Cube 0: Measurement grid: dx=5mm, dy=5mm, dz=5mm
Reference Value = 2.24 V/m; Power Drift = 0.176 dB
Peak SAR (extrapolated) = 0.127 W/kg
SAR(1 g) = 0.054 mW/g; SAR(10 g) = 0.023 mW/g
Maximum value of SAR (measured) = 0.063 mW/g

This report shall not be reproduced except in full, without the written approval of UL VS Ltd.

12.4. SAR Test Plots – A1429

This appendix contains the following SAR distribution scans.

Lower Antenna

Scan Reference Number	Title
001	Touch Left_GSM850_Voice_CH190
002	Back of EUT-Body-Worn_GSM850_Voice_CH251
003	Back of EUT-Hotspot_GSM850_GPRS 2Tx_CH251
004	Touch Right_PCS1900_Voice_CH810
005	Back of EUT_Body-Worn_PCS1900_Voice_CH810
006	Back of EUT_Body-Worn_PCS1900_GPRS 2Tx_CH512
007	Touch Right_UMTS FDD 2_RMC 12.2kbps_CH9262
008	Back of EUT_Body-Worn_UMTS FDD 2_RMC 12.2kbps_CH9400
009	Touch Left_UMTS FDD 5_RMS 12.2kbps_CH4132
010	Back of EUT-Body-Worn_UMTS FDD 5_RMC 12.2kbps_CH4233
011	Touch Left_CDMA BC0_1xRTT_CH777
012	Back of EUT-Body-Worn_CDMA BC0_1xRTT_CH777
013	Back of EUT-Body-Worn_CDMA BC0_1xEVDO Rel 0_CH777
014	Touch Right_CDMA BC1_1xRTT_CH600
015	Back of EUT_Body-Worn_CDMA BC1_1xRTT_CH600
016	Back of EUT_Body-Worn_CDMA BC1_1xEVDO Rel 0_CH600
017	Touch Left_CDMA BC10_1xRTT_CH684
018	Back of EUT-Body-Worn_CDMA BC10_1xRTT_CH684
019	Back of EUT-Body-Worn_CDMA BC10_1xEVDO Rel 0_CH684
020	Back of EUT-Body-Worn_LTE FDD 5_10MHz_1RB_Mid_CH20525
021	Touch Left_LTE FDD 13_10MHz_1RB_Mid_CH23230
022	Back of EUT-Body-Worn_LTE FDD 13_10MHz_1RB_Low_CH23230
023	Back of EUT_Body-Worn_LTE FDD 25_20MHz 1RB Mid_CH26365
024	Touch Right_Wi-Fi 2.4GHz_802.11b 1Mbps_CH6
025	Back of EUT-Body-Worn_Wi-Fi 2.4GHz_802.11b 1Mbps_CH6
026	Touch_Right_Wi-Fi 5GHz_802.11a_6Mbps_CH48
027	Front of EUT-Body-Worn_Wi-Fi 5GHz_802.11a 6Mbps_CH48
028	Touch_Right_Wi-Fi 5GHz_802.11a_6Mbps_CH52
029	Front_of_EUT-Body-Worn_Wi-Fi 5GHz_802.11a 6Mbps_CH64
030	Touch_Right_Wi-Fi 5GHz_802.11a_6Mbps_CH124
031	Front_of_EUT-Body-Worn_Wi-Fi 5GHz_802.11a 6Mbps_CH116
032	Touch_Right_Wi-Fi 5GHz_802.11a_6Mbps_CH157
033	Front_of_EUT-Body-Worn_Wi-Fi 5GHz_802.11a 6Mbps_CH149
034	Back of EUT-Body-Worn_Bluetooth_1Mbps_CH39

This report shall not be reproduced except in full, without the written approval of UL VS Ltd.

001: Touch Left_GSM850_Voice_CH190
Date: 31/03/2015
DUT: A1429; Sleeve: Linea Pro 5; Sleeve contains FCC ID: YRWDATECSBT301

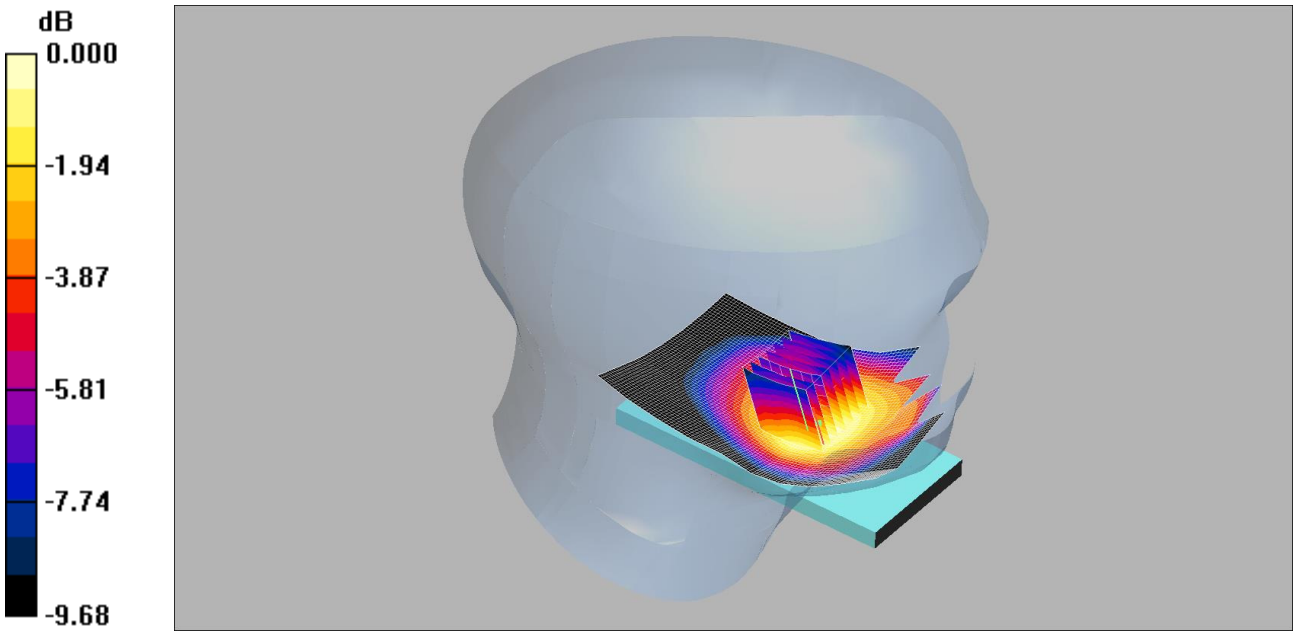

0 dB = 0.025mW/g

Communication System: GSM 850 MHz; Frequency: 836.6 MHz;Duty Cycle: 1:8.3
Medium: 900 MHz HSL Medium parameters used (interpolated): f = 836.6 MHz; σ = 0.889 mho/m; ε_r = 41.3; ρ = 1000 kg/m^3
Phantom section: Left Section
DASY4 Configuration:
- Probe: ET3DV6 - SN1529; ConvF(6.28, 6.28, 6.28);
- Sensor-Surface: 4mm (Mechanical Surface Detection)
- Electronics: DAE3 Sn394; Calibrated: 16/05/2014
- Phantom: SAM 12b (Site 56); Type: SAM 4.0; Serial: TP:1192
- Measurement SW: DASY4, V4.6 Build 19; Postprocessing SW: SEMCAD, V1.8 Build 159

Touch Left - Middle/Area Scan (61x101x1): Measurement grid: dx=15mm, dy=15mm
Maximum value of SAR (interpolated) = 0.025 mW/g
Touch Left - Middle/Zoom Scan (5x5x7) 2 (7x7x7)/Cube 0: Measurement grid: dx=5mm, dy=5mm, dz=5mm
Reference Value = 1.70 V/m; Power Drift = 0.198 dB
Peak SAR (extrapolated) = 0.030 W/kg
SAR(1 g) = 0.024 mW/g; SAR(10 g) = 0.018 mW/g
Maximum value of SAR (measured) = 0.025 mW/g

Note: SAR level measured is very low as equivalent to noise floor.

This report shall not be reproduced except in full, without the written approval of UL VS Ltd.

002: Back of EUT-Body-Worn_GSM850_Voice_CH251
Date: 30/03/2015
DUT: A1429; Sleeve: Linea Pro 5; Sleeve contains FCC ID: YRWDATECSBT301

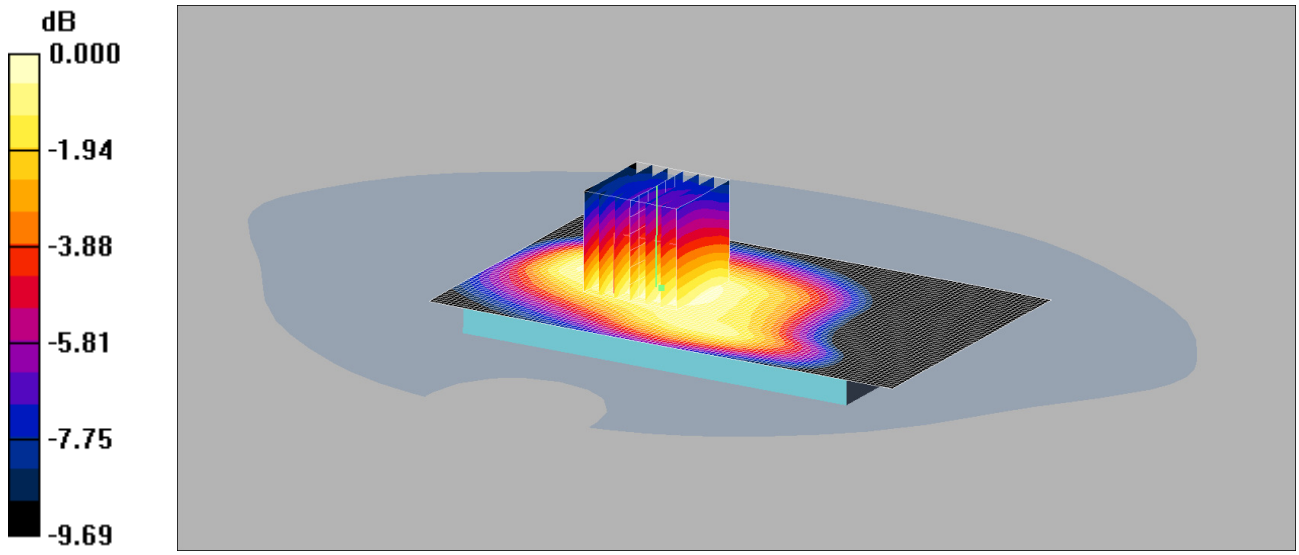

0 dB = 0.063mW/g

Communication System: GSM 850 MHz; Frequency: 848.8 MHz;Duty Cycle: 1:8.3
Medium: 900 MHz MSL Medium parameters used (interpolated): f = 848.8 MHz; σ = 1.01 mho/m; ε_r = 53.4; ρ = 1000 kg/m^3
Phantom section: Flat Section
DASY4 Configuration:
- Probe: ET3DV6 - SN1529; ConvF(6, 6, 6);
- Sensor-Surface: 4mm (Mechanical Surface Detection)
- Electronics: DAE3 Sn394; Calibrated: 16/05/2014
- Phantom: SAM 12a (Site 56); Type: SAM 4.0; Serial: TP:1020
- Measurement SW: DASY4, V4.6 Build 19; Postprocessing SW: SEMCAD, V1.8 Build 159

Back of EUT Facing Phantom - Middle/Area Scan (61x101x1): Measurement grid: dx=15mm, dy=15mm
Maximum value of SAR (interpolated) = 0.064 mW/g
Back of EUT Facing Phantom - Middle/Zoom Scan (5x5x7) 2 (7x7x7)/Cube 0: Measurement grid: dx=5mm, dy=5mm, dz=5mm
Reference Value = 8.04 V/m; Power Drift = 0.018 dB
Peak SAR (extrapolated) = 0.077 W/kg
SAR(1 g) = 0.060 mW/g; SAR(10 g) = 0.043 mW/g
Maximum value of SAR (measured) = 0.063 mW/g

Note: SAR level measured is very low as equivalent to noise floor.

This report shall not be reproduced except in full, without the written approval of UL VS Ltd.

003: Back of EUT-Hotspot_GSM850_GPRS 2Tx_CH251
Date: 30/03/2015
DUT: A1429; Sleeve: Linea Pro 5; Sleeve contains FCC ID: YRWDATECSBT301

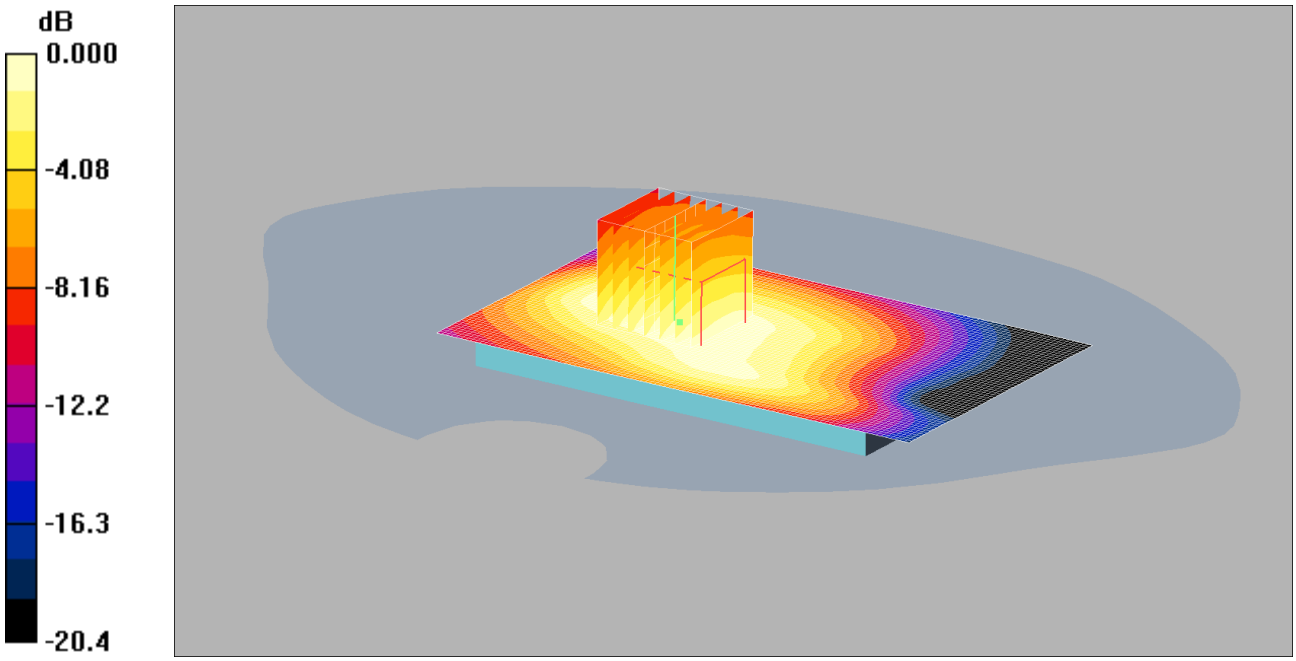

0 dB = 0.098mW/g

Communication System: GPRS 850 MHz 2TX; Frequency: 848.8 MHz;Duty Cycle: 1:4
Medium: 900 MHz MSL Medium parameters used (interpolated): f = 848.8 MHz; σ = 1.01 mho/m; ε_r = 53.4; ρ = 1000 kg/m^3
Phantom section: Flat Section
DASY4 Configuration:
- Probe: ET3DV6 - SN1529; ConvF(6, 6, 6);
- Sensor-Surface: 4mm (Mechanical Surface Detection)
- Electronics: DAE3 Sn394; Calibrated: 16/05/2014
- Phantom: SAM 12a (Site 56); Type: SAM 4.0; Serial: TP:1020
- Measurement SW: DASY4, V4.6 Build 19; Postprocessing SW: SEMCAD, V1.8 Build 159

Back of EUT Facing Phantom - Middle/Area Scan (61x101x1): Measurement grid: dx=15mm, dy=15mm
Maximum value of SAR (interpolated) = 0.098 mW/g
Back of EUT Facing Phantom - Middle/Zoom Scan (5x5x7) 2 (7x7x7)/Cube 0: Measurement grid: dx=5mm, dy=5mm, dz=5mm
Reference Value = 10.0 V/m; Power Drift = -0.009 dB
Peak SAR (extrapolated) = 0.120 W/kg
SAR(1 g) = 0.092 mW/g; SAR(10 g) = 0.066 mW/g
Maximum value of SAR (measured) = 0.098 mW/g

Note: SAR level measured is very low as equivalent to noise floor.

This report shall not be reproduced except in full, without the written approval of UL VS Ltd.

004: Touch Right_PCS1900_Voice_CH810
Date: 15/04/2015
DUT: A1429; Sleeve: Linea Pro 5; Sleeve contains FCC ID: YRWDATECSBT301

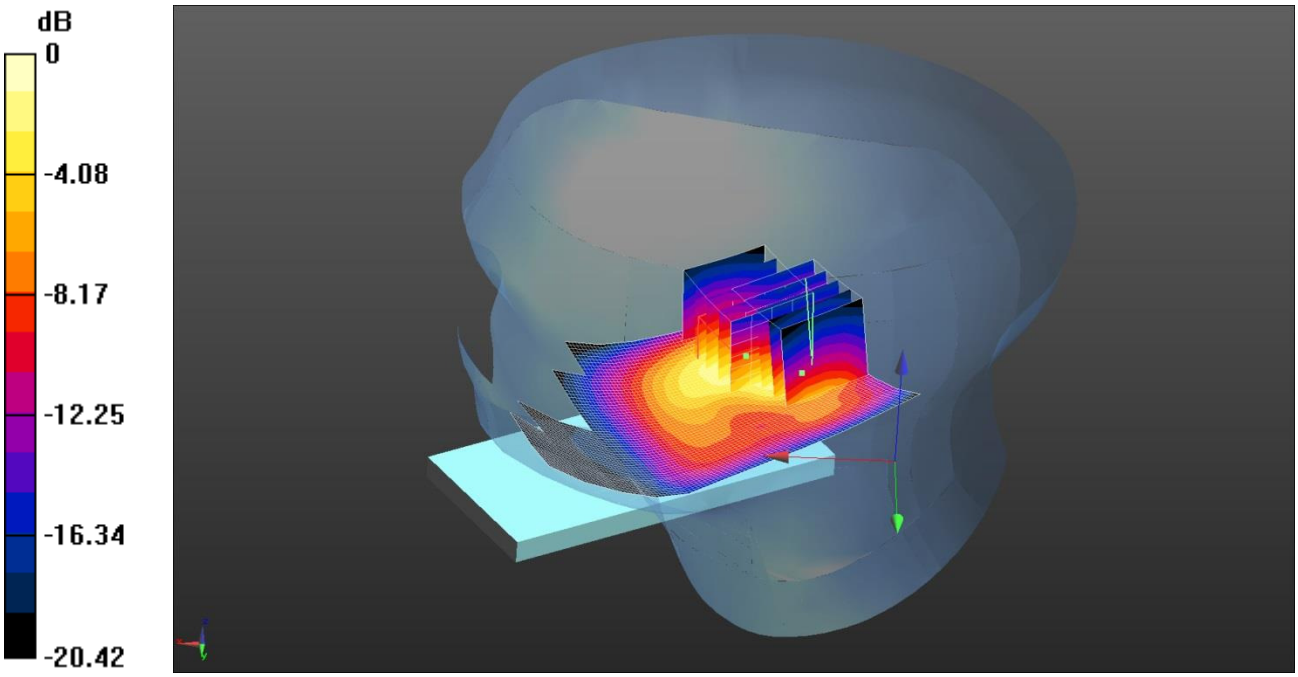

0 dB = 0.694 W/kg = -1.59 dBW/kg

Communication System: UID 0 - n/a, Generic GSM; Frequency: 1909.8 MHz;Duty Cycle: 1:8.30042
Medium: 1900 MHz HSL Medium parameters used (interpolated): f = 1909.8 MHz; σ = 1.439 S/m; ε_r = 38.985; ρ = 1000 kg/m^3
Phantom section: Right Section
DASY4 Configuration:
- Probe: ES3DV3 - SN3335; ConvF(5.07, 5.07, 5.07); Calibrated: 29/08/2014;
- Sensor-Surface: 4mm (Mechanical Surface Detection)
- Electronics: DAE3 Sn431; Calibrated: 04/11/2014
- Phantom: SAM B (Site 58); Type: Twin Phantom; Serial: TP:1020
- ; SEMCAD X Version 14.6.9 (7117)

Configuration/Touch Right- Low/Area Scan 2 (61x101x1): Interpolated grid: dx=1.500 mm, dy=1.500 mm
Maximum value of SAR (interpolated) = 0.664 W/kg
Configuration/Touch Right- Low/Zoom Scan (5x5x7) 2 (5x5x7)/Cube 0: Measurement grid: dx=8mm, dy=8mm, dz=5mm
Reference Value = 20.377 V/m; Power Drift = -0.03 dB
Peak SAR (extrapolated) = 1.25 W/kg
SAR(1 g) = 0.612 W/kg; SAR(10 g) = 0.305 W/kg
Maximum value of SAR (measured) = 0.727 W/kg
Configuration/Touch Right- Low/Zoom Scan (5x5x7) 2 (5x5x7)/Cube 1: Measurement grid: dx=8mm, dy=8mm, dz=5mm
Reference Value = 20.377 V/m; Power Drift = -0.03 dB
Peak SAR (extrapolated) = 1.25 W/kg
SAR(1 g) = 0.467 W/kg; SAR(10 g) = 0.275 W/kg
Maximum value of SAR (measured) = 0.694 W/kg

Note: DASY system is configured to measure any secondary maxima that are within 2dB of the measured SAR level.

This report shall not be reproduced except in full, without the written approval of UL VS Ltd.

005: Back of EUT_Body-Worn_PCS1900_Voice_CH810
Date: 16/04/2015
DUT: A1429; Sleeve: Linea Pro 5; Sleeve contains FCC ID: YRWDATECSBT301

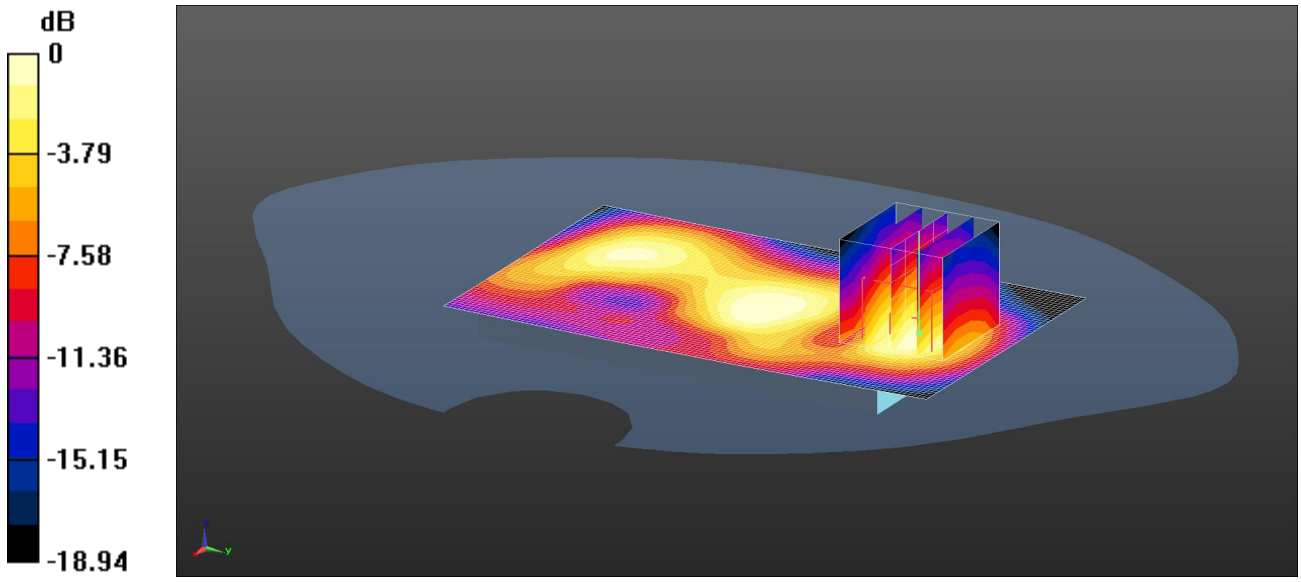

0 dB = 0.325 W/kg = -4.88 dBW/kg

Communication System: UID 0 - n/a, Generic GSM; Frequency: 1909.8 MHz;Duty Cycle: 1:8.30042
Medium: 1900 MHz MSL Medium parameters used (interpolated): f = 1909.8 MHz; σ = 1.585 S/m; ε_r = 54.123; ρ = 1000 kg/m^3
Phantom section: Flat Section
DASY4 Configuration:
- Probe: ES3DV3 - SN3335; ConvF(4.69, 4.69, 4.69); Calibrated: 29/08/2014;
- Sensor-Surface: 4mm (Mechanical Surface Detection)
- Electronics: DAE3 Sn431; Calibrated: 04/11/2014
- Phantom: SAM A (Site 58); Type: QD000P40Ca; Serial: TP:1193
- ; SEMCAD X Version 14.6.9 (7117)

Configuration/Back of EUT Facing Phantom - Middle 2 2/Area Scan (61x101x1): Interpolated grid: dx=1.500 mm, dy=1.500 mm
Maximum value of SAR (interpolated) = 0.350 W/kg
Configuration/Back of EUT Facing Phantom - Middle 2 2/Zoom Scan (5x5x7) (5x5x7)/Cube 0: Measurement grid: dx=8mm, dy=8mm, dz=5mm
Reference Value = 10.453 V/m; Power Drift = 0.04 dB
Peak SAR (extrapolated) = 0.490 W/kg
SAR(1 g) = 0.307 W/kg; SAR(10 g) = 0.169 W/kg
Maximum value of SAR (measured) = 0.325 W/kg

This report shall not be reproduced except in full, without the written approval of UL VS Ltd.

006: Back of EUT_Body-Worn_PCS1900_GPRS 2Tx_CH512
Date: 16/04/2015
DUT: A1429; Sleeve: Linea Pro 5; Sleeve contains FCC ID: YRWDATECSBT301

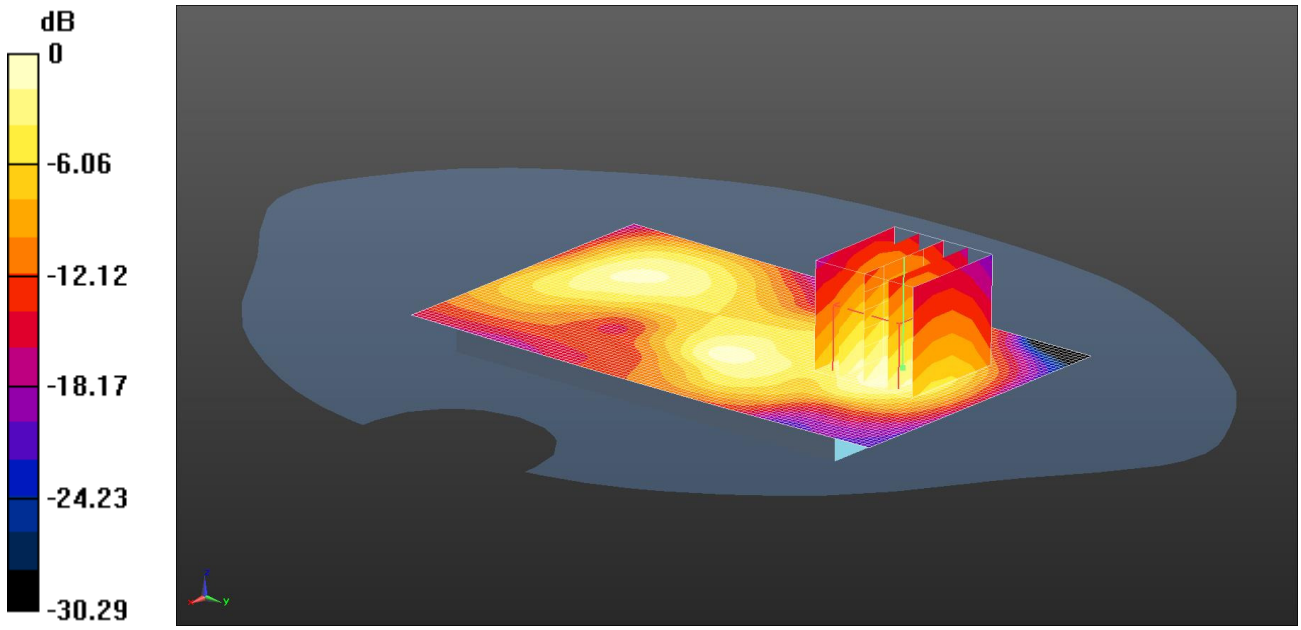

0 dB = 0.427 W/kg = -3.70 dBW/kg

Communication System: UID 0 - n/a, GPRS 2Tx; Frequency: 1850.2 MHz;Duty Cycle: 1:4.00037
Medium: 1900 MHz MSL Medium parameters used (interpolated): f = 1850.2 MHz; σ = 1.529 S/m; ε_r = 54.36; ρ = 1000 kg/m^3
Phantom section: Flat Section
DASY4 Configuration:
- Probe: ES3DV3 - SN3335; ConvF(4.69, 4.69, 4.69); Calibrated: 29/08/2014;
- Sensor-Surface: 4mm (Mechanical Surface Detection)
- Electronics: DAE3 Sn431; Calibrated: 04/11/2014
- Phantom: SAM A (Site 58); Type: QD000P40Ca; Serial: TP:1193
- ; SEMCAD X Version 14.6.9 (7117)

Configuration/Back of EUT Facing Phantom - Middle/Area Scan (61x101x1): Interpolated grid: dx=1.500 mm, dy=1.500 mm
Maximum value of SAR (interpolated) = 0.445 W/kg
Configuration/Back of EUT Facing Phantom - Middle/Zoom Scan (5x5x7) (5x5x7)/Cube 0: Measurement grid: dx=8mm, dy=8mm, dz=5mm
Reference Value = 8.429 V/m; Power Drift = -0.02 dB
Peak SAR (extrapolated) = 0.751 W/kg
SAR(1 g) = 0.394 W/kg; SAR(10 g) = 0.225 W/kg
Maximum value of SAR (measured) = 0.427 W/kg

This report shall not be reproduced except in full, without the written approval of UL VS Ltd.

007: Touch Right_UMTS FDD 2_RMC 12.2kbps_CH9262
Date: 15/04/2015
DUT: A1429; Sleeve: Linea Pro 5; Sleeve contains FCC ID: YRWDATECSBT301

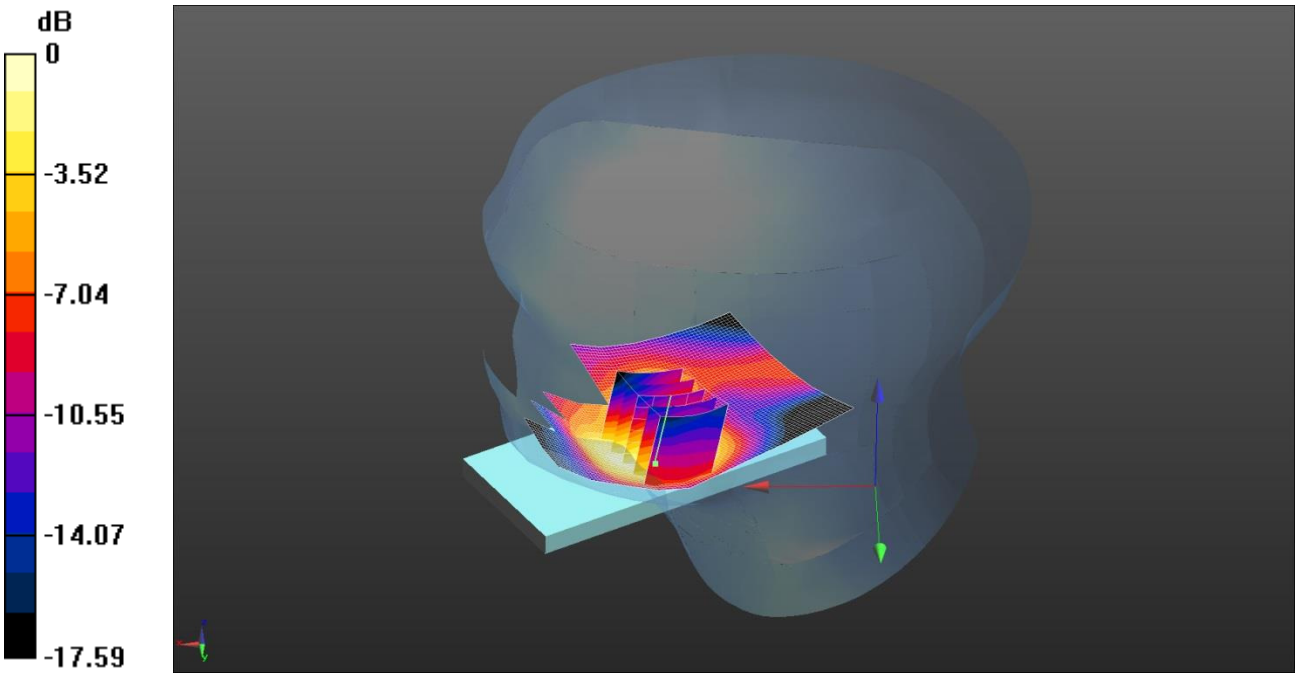

0 dB = 0.213 W/kg = -6.72 dBW/kg

Communication System: UID 0 - n/a, UMTS FDD ; Frequency: 1852.4 MHz;Duty Cycle: 1:1
Medium: 1900 MHz HSL Medium parameters used (interpolated): f = 1852.4 MHz; σ = 1.387 S/m; ε_r = 39.25; ρ = 1000 kg/m^3
Phantom section: Right Section
DASY4 Configuration:
- Probe: ES3DV3 - SN3335; ConvF(5.07, 5.07, 5.07); Calibrated: 29/08/2014;
- Sensor-Surface: 4mm (Mechanical Surface Detection)
- Electronics: DAE3 Sn431; Calibrated: 04/11/2014
- Phantom: SAM B (Site 58); Type: Twin Phantom; Serial: TP:1020
- ; SEMCAD X Version 14.6.9 (7117)

Configuration/Touch Right- Low/Area Scan 2 (61x101x1): Interpolated grid: dx=1.500 mm, dy=1.500 mm
Maximum value of SAR (interpolated) = 0.227 W/kg
Configuration/Touch Right- Low/Zoom Scan (5x5x7) 2 (5x5x7)/Cube 0: Measurement grid: dx=8mm, dy=8mm, dz=5mm
Reference Value = 5.344 V/m; Power Drift = 0.11 dB
Peak SAR (extrapolated) = 0.306 W/kg
SAR(1 g) = 0.194 W/kg; SAR(10 g) = 0.116 W/kg
Maximum value of SAR (measured) = 0.213 W/kg

This report shall not be reproduced except in full, without the written approval of UL VS Ltd.

008: Back of EUT_Body-Worn_UMTS FDD 2_RMC 12.2kbps_CH9400
Date: 17/04/2015
DUT: A1429; Sleeve: Linea Pro 5; Sleeve contains FCC ID: YRWDATECSBT301

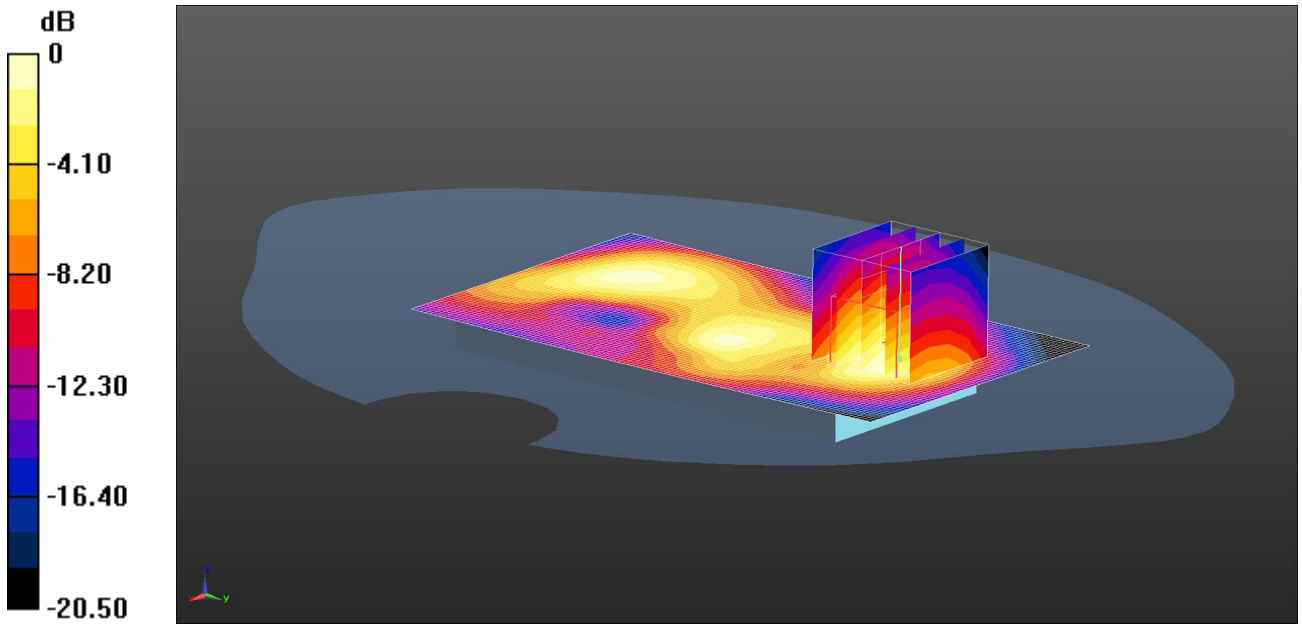

0 dB = 0.462 W/kg = -3.35 dBW/kg

Communication System: UID 0 - n/a, UMTS FDD ; Frequency: 1880 MHz;Duty Cycle: 1:1
Medium: 1900 MHz MSL Medium parameters used (interpolated): f = 1880 MHz; σ = 1.557 S/m; ε_r = 54.245; ρ = 1000 kg/m^3
Phantom section: Flat Section
DASY4 Configuration:
- Probe: ES3DV3 - SN3335; ConvF(4.69, 4.69, 4.69); Calibrated: 29/08/2014;
- Sensor-Surface: 4mm (Mechanical Surface Detection)
- Electronics: DAE3 Sn431; Calibrated: 04/11/2014
- Phantom: SAM A (Site 58); Type: QD000P40Ca; Serial: TP:1193
- ; SEMCAD X Version 14.6.9 (7117)

Configuration/Back of EUT Facing Phantom - Middle 2/Area Scan (61x101x1): Interpolated grid: dx=1.500 mm, dy=1.500 mm
Maximum value of SAR (interpolated) = 0.475 W/kg
Configuration/Back of EUT Facing Phantom - Middle 2/Zoom Scan (5x5x7) 2 (5x5x7)/Cube 0: Measurement grid: dx=8mm, dy=8mm, dz=5mm
Reference Value = 10.283 V/m; Power Drift = 0.01 dB
Peak SAR (extrapolated) = 0.692 W/kg
SAR(1 g) = 0.437 W/kg; SAR(10 g) = 0.243 W/kg
Maximum value of SAR (measured) = 0.462 W/kg

This report shall not be reproduced except in full, without the written approval of UL VS Ltd.

009: Touch Left_UMTS FDD 5_RMS 12.2kbps_CH4132
Date: 31/03/2015
DUT: A1429; Sleeve: Linea Pro 5; Sleeve contains FCC ID: YRWDATECSBT301

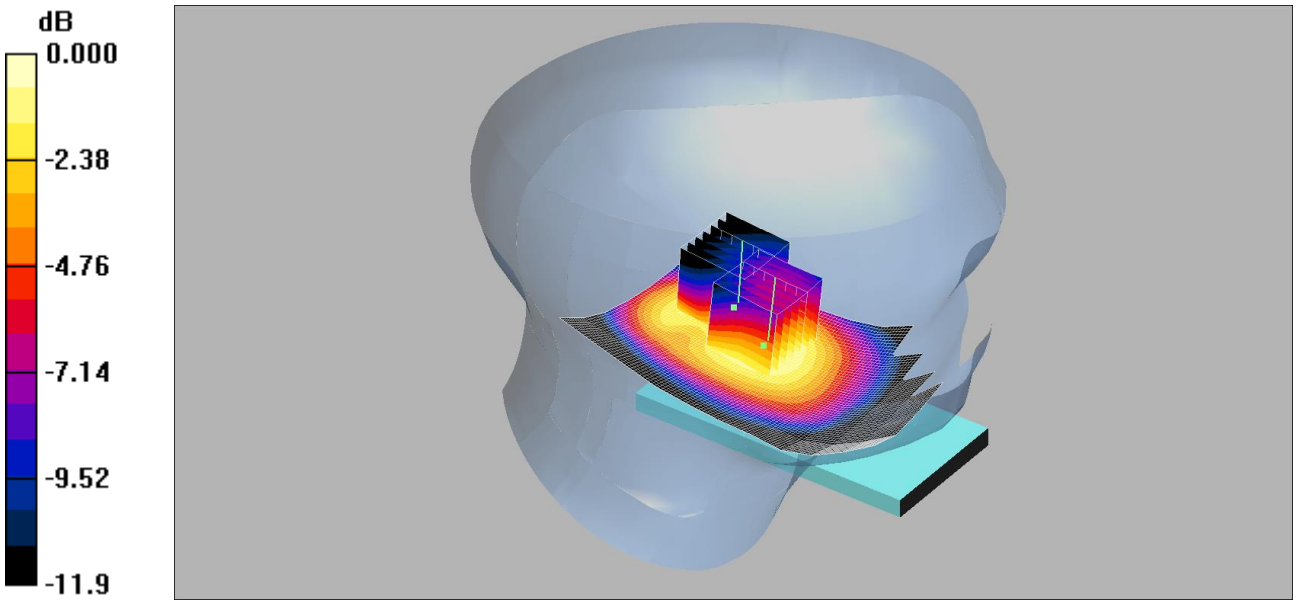

0 dB = 0.686mW/g

Communication System: UMTS-FDD 5; Frequency: 826.4 MHz;Duty Cycle: 1:1
Medium: 900 MHz HSL Medium parameters used (interpolated): f = 826.4 MHz; σ = 0.882 mho/m; ε_r = 41.4; ρ = 1000 kg/m^3
Phantom section: Left Section
DASY4 Configuration:
- Probe: ET3DV6 - SN1529; ConvF(6.28, 6.28, 6.28);
- Sensor-Surface: 4mm (Mechanical Surface Detection)
- Electronics: DAE3 Sn394; Calibrated: 16/05/2014
- Phantom: SAM 12b (Site 56); Type: SAM 4.0; Serial: TP:1192
- Measurement SW: DASY4, V4.6 Build 19; Postprocessing SW: SEMCAD, V1.8 Build 159

Touch Left - Middle/Area Scan (61x101x1): Measurement grid: dx=15mm, dy=15mm
Maximum value of SAR (interpolated) = 0.755 mW/g
Touch Left - Middle/Zoom Scan (5x5x7) 2 (7x7x7)/Cube 0: Measurement grid: dx=5mm, dy=5mm, dz=5mm
Reference Value = 20.1 V/m; Power Drift = -0.046 dB
Peak SAR (extrapolated) = 1.20 W/kg
SAR(1 g) = 0.621 mW/g; SAR(10 g) = 0.396 mW/g
Maximum value of SAR (measured) = 0.689 mW/g
Touch Left - Middle/Zoom Scan (5x5x7) 2 (7x7x7)/Cube 1: Measurement grid: dx=5mm, dy=5mm, dz=5mm
Reference Value = 20.1 V/m; Power Drift = -0.046 dB
Peak SAR (extrapolated) = 0.853 W/kg
SAR(1 g) = 0.645 mW/g; SAR(10 g) = 0.462 mW/g
Maximum value of SAR (measured) = 0.686 mW/g

Note: DASY system is configured to measure any secondary maxima that are within 2dB of the measured SAR level.

This report shall not be reproduced except in full, without the written approval of UL VS Ltd.

010: Back of EUT-Body-Worn_UMTS FDD 5_RMC 12.2kbps_CH4233
Date: 01/04/2015
DUT: A1429; Sleeve: Linea Pro 5; Sleeve contains FCC ID: YRWDATECSBT301

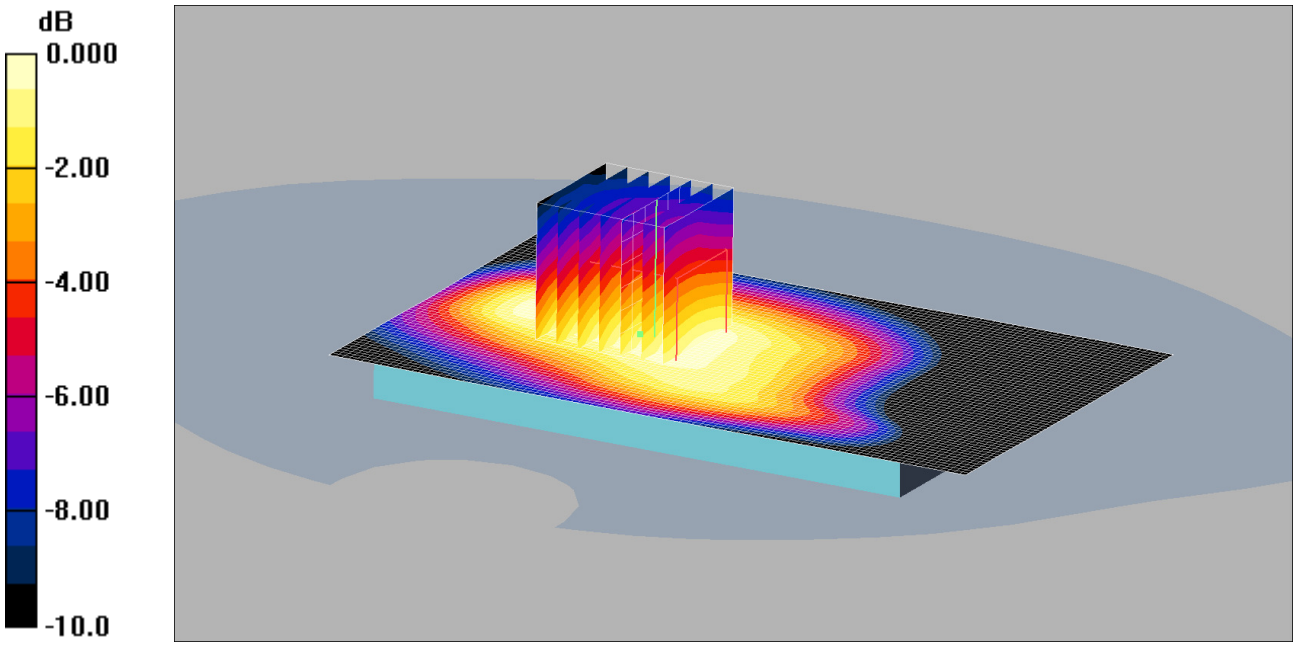

0 dB = 0.064mW/g

Communication System: UMTS-FDD 5; Frequency: 846.6 MHz;Duty Cycle: 1:1
Medium: 900 MHz MSL Medium parameters used (interpolated): f = 846.6 MHz; σ = 1.01 mho/m; ε_r = 53.4; ρ = 1000 kg/m^3
Phantom section: Flat Section
DASY4 Configuration:
- Probe: ET3DV6 - SN1529; ConvF(6, 6, 6);
- Sensor-Surface: 4mm (Mechanical Surface Detection)
- Electronics: DAE3 Sn394; Calibrated: 16/05/2014
- Phantom: SAM 12a (Site 56); Type: SAM 4.0; Serial: TP:1020
- Measurement SW: DASY4, V4.6 Build 19; Postprocessing SW: SEMCAD, V1.8 Build 159

Back of EUT Facing Phantom - Middle/Area Scan (61x101x1): Measurement grid: dx=15mm, dy=15mm
Maximum value of SAR (interpolated) = 0.065 mW/g
Back of EUT Facing Phantom - Middle/Zoom Scan (5x5x7) 2 (7x7x7)/Cube 0: Measurement grid: dx=5mm, dy=5mm, dz=5mm
Reference Value = 8.23 V/m; Power Drift = -0.050 dB
Peak SAR (extrapolated) = 0.078 W/kg
SAR(1 g) = 0.060 mW/g; SAR(10 g) = 0.043 mW/g
Maximum value of SAR (measured) = 0.064 mW/g

Note: SAR level measured is very low as equivalent to noise floor.

This report shall not be reproduced except in full, without the written approval of UL VS Ltd.

011: Touch Left_CDMA BC0_1xRTT_CH777
Date: 07/04/2015
DUT: A1429; Sleeve: Linea Pro 5; Sleeve contains FCC ID: YRWDATECSBT301

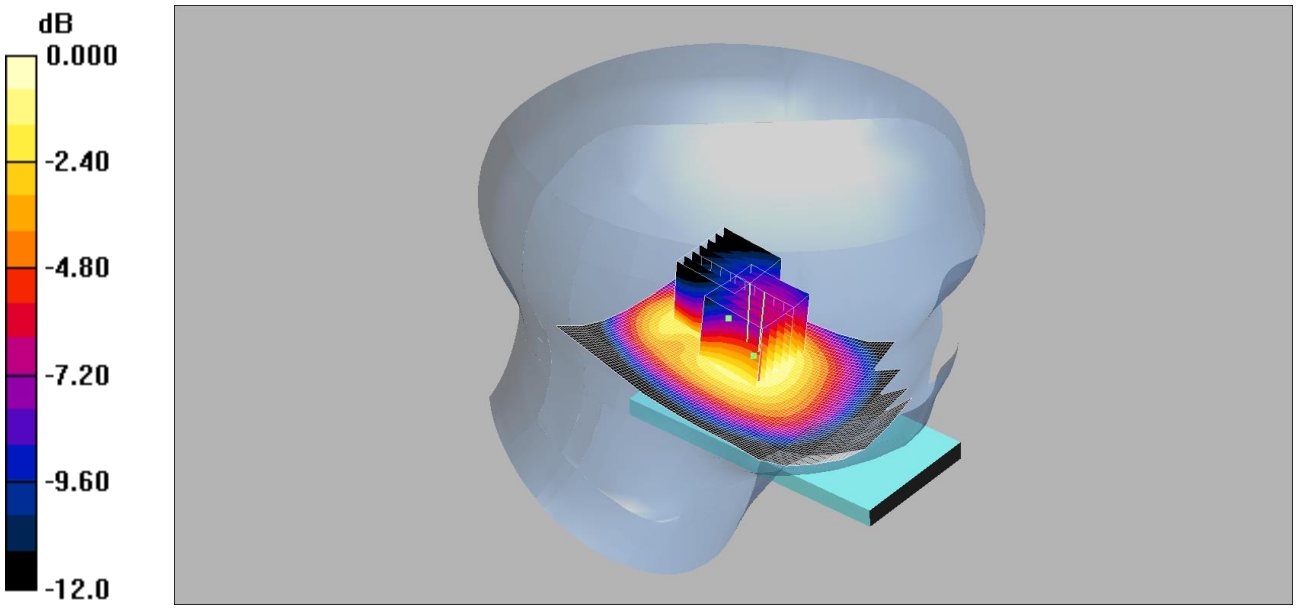

0 dB = 0.726mW/g

Communication System: CDMA 2000 BC0 US; Frequency: 848.31 MHz;Duty Cycle: 1:1
Medium: 900 MHz HSL Medium parameters used (interpolated): f = 848.31 MHz; σ = 0.912 mho/m; ε_r = 41; ρ = 1000 kg/m^3
Phantom section: Left Section
DASY4 Configuration:
- Probe: ET3DV6 - SN1529; ConvF(6.28, 6.28, 6.28);
- Sensor-Surface: 4mm (Mechanical Surface Detection)
- Electronics: DAE3 Sn394; Calibrated: 16/05/2014
- Phantom: SAM 12b (Site 56); Type: SAM 4.0; Serial: TP:1192
- Measurement SW: DASY4, V4.6 Build 19; Postprocessing SW: SEMCAD, V1.8 Build 159

Touch Left - Middle/Area Scan (61x101x1): Measurement grid: dx=15mm, dy=15mm
Maximum value of SAR (interpolated) = 0.797 mW/g
Touch Left - Middle/Zoom Scan (5x5x7) 2 (7x7x7)/Cube 0: Measurement grid: dx=5mm, dy=5mm, dz=5mm
Reference Value = 20.4 V/m; Power Drift = -0.028 dB
Peak SAR (extrapolated) = 1.16 W/kg
SAR(1 g) = 0.642 mW/g; SAR(10 g) = 0.404 mW/g
Maximum value of SAR (measured) = 0.704 mW/g
Touch Left - Middle/Zoom Scan (5x5x7) 2 (7x7x7)/Cube 1: Measurement grid: dx=5mm, dy=5mm, dz=5mm
Reference Value = 20.4 V/m; Power Drift = -0.028 dB
Peak SAR (extrapolated) = 0.895 W/kg
SAR(1 g) = 0.680 mW/g; SAR(10 g) = 0.488 mW/g
Maximum value of SAR (measured) = 0.726 mW/g

Note: DASY system is configured to measure any secondary maxima that are within 2dB of the measured SAR level.

This report shall not be reproduced except in full, without the written approval of UL VS Ltd.

012: Back of EUT-Body-Worn_CDMA BC0_1xRTT_CH777
Date: 01/04/2015
DUT: A1429; Sleeve: Linea Pro 5; Sleeve contains FCC ID: YRWDATECSBT301

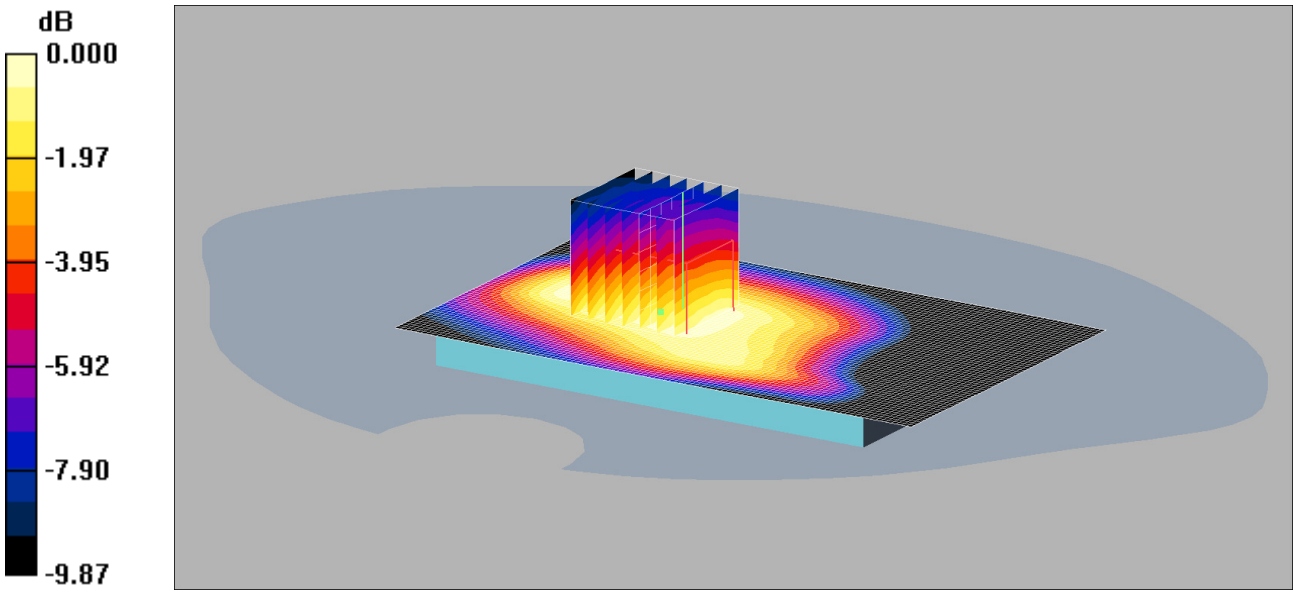

0 dB = 0.056mW/g

Communication System: CDMA 2000 BC0 US; Frequency: 848.31 MHz;Duty Cycle: 1:1
Medium: 900 MHz MSL Medium parameters used (interpolated): f = 848.31 MHz; σ = 1.01 mho/m; ε_r = 53.4; ρ = 1000 kg/m^3
Phantom section: Flat Section
DASY4 Configuration:
- Probe: ET3DV6 - SN1529; ConvF(6, 6, 6);
- Sensor-Surface: 4mm (Mechanical Surface Detection)
- Electronics: DAE3 Sn394; Calibrated: 16/05/2014
- Phantom: SAM 12a (Site 56); Type: SAM 4.0; Serial: TP:1020
- Measurement SW: DASY4, V4.6 Build 19; Postprocessing SW: SEMCAD, V1.8 Build 159

Back of EUT Facing Phantom - Middle/Area Scan (61x101x1): Measurement grid: dx=15mm, dy=15mm
Maximum value of SAR (interpolated) = 0.057 mW/g
Back of EUT Facing Phantom - Middle/Zoom Scan (5x5x7) 2 (7x7x7)/Cube 0: Measurement grid: dx=5mm, dy=5mm, dz=5mm
Reference Value = 7.65 V/m; Power Drift = -0.046 dB
Peak SAR (extrapolated) = 0.068 W/kg
SAR(1 g) = 0.053 mW/g; SAR(10 g) = 0.038 mW/g
Maximum value of SAR (measured) = 0.056 mW/g

Note: SAR level measured is very low as equivalent to noise floor.

This report shall not be reproduced except in full, without the written approval of UL VS Ltd.

013: Back of EUT-Body-Worn_CDMA BC0_1xEVDO Rel 0_CH777
Date: 08/04/2015
DUT: A1429; Sleeve: Linea Pro 5; Sleeve contains FCC ID: YRWDATECSBT301

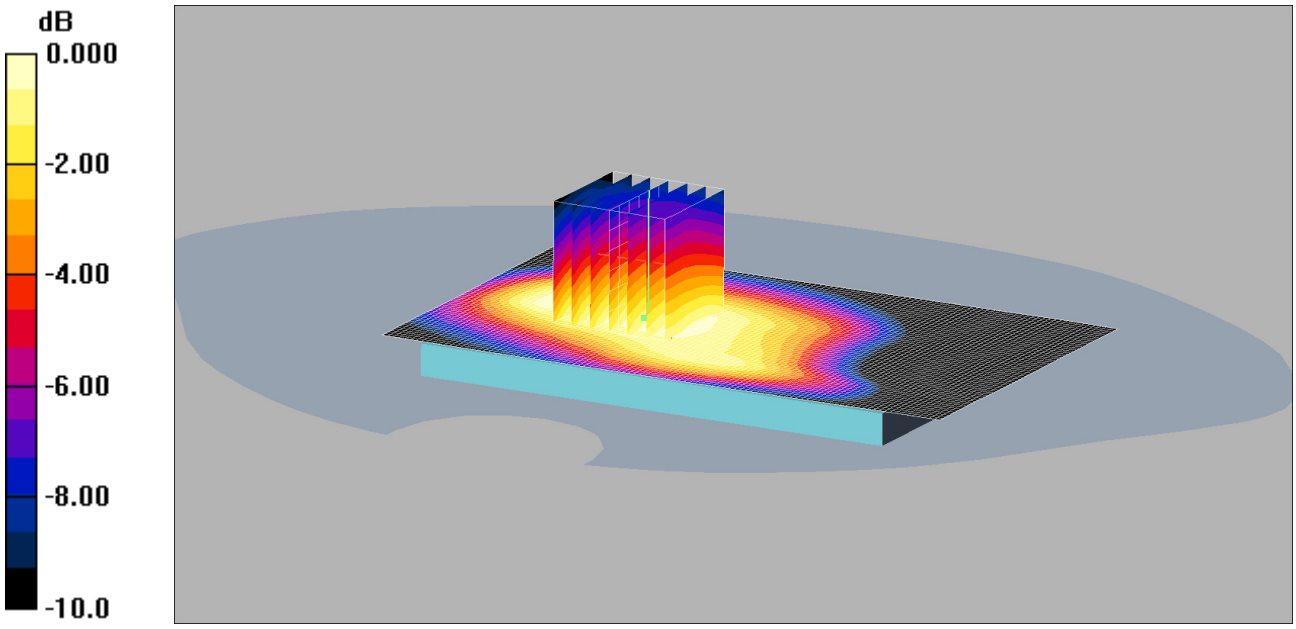

0 dB = 0.054mW/g

Communication System: CDMA 2000 BC0 US; Frequency: 848.31 MHz;Duty Cycle: 1:1
Medium: 900 MHz MSL Medium parameters used (interpolated): f = 848.31 MHz; σ = 1.01 mho/m; ε_r = 53.4; ρ = 1000 kg/m^3
Phantom section: Flat Section
DASY4 Configuration:
- Probe: ET3DV6 - SN1529; ConvF(6, 6, 6);
- Sensor-Surface: 4mm (Mechanical Surface Detection)
- Electronics: DAE3 Sn394; Calibrated: 16/05/2014
- Phantom: SAM 12a (Site 56); Type: SAM 4.0; Serial: TP:1020
- Measurement SW: DASY4, V4.6 Build 19; Postprocessing SW: SEMCAD, V1.8 Build 159

Back of EUT Facing Phantom - Middle 2/Area Scan (61x101x1): Measurement grid: dx=15mm, dy=15mm
Maximum value of SAR (interpolated) = 0.053 mW/g
Back of EUT Facing Phantom - Middle 2/Zoom Scan (5x5x7) 2 (7x7x7)/Cube 0: Measurement grid: dx=5mm, dy=5mm, dz=5mm
Reference Value = 7.35 V/m; Power Drift = -0.025 dB
Peak SAR (extrapolated) = 0.066 W/kg
SAR(1 g) = 0.051 mW/g; SAR(10 g) = 0.036 mW/g
Maximum value of SAR (measured) = 0.054 mW/g

Note: SAR level measured is very low as equivalent to noise floor.

This report shall not be reproduced except in full, without the written approval of UL VS Ltd.

014: Touch Right_CDMA BC1_1xRTT_CH600
Date: 15/04/2015
DUT: A1429; Sleeve: Linea Pro 5; Sleeve contains FCC ID: YRWDATECSBT301

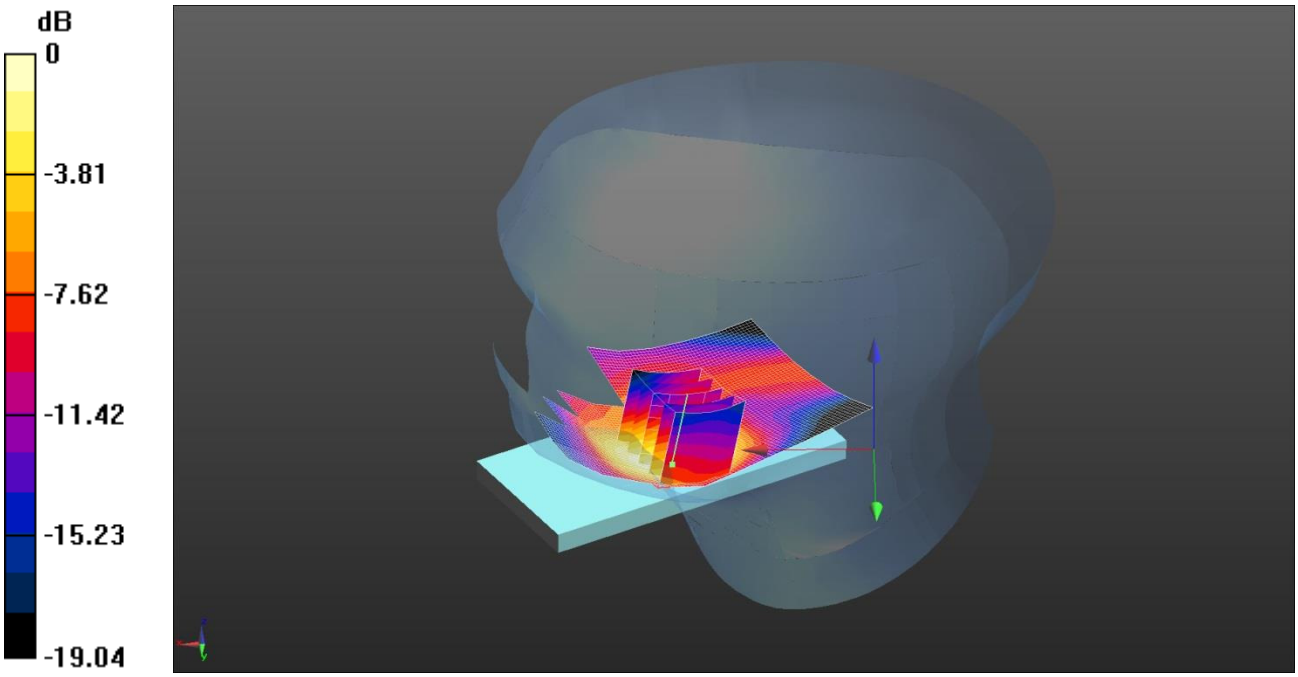

0 dB = 0.436 W/kg = -3.61 dBW/kg

Communication System: UID 0 - n/a, CDMA2000; Frequency: 1880 MHz;Duty Cycle: 1:1
Medium: 1900 MHz HSL Medium parameters used (interpolated): f = 1880 MHz; σ = 1.412 S/m; ε_r = 39.125; ρ = 1000 kg/m^3
Phantom section: Right Section
DASY4 Configuration:
- Probe: ES3DV3 - SN3335; ConvF(5.07, 5.07, 5.07); Calibrated: 29/08/2014;
- Sensor-Surface: 4mm (Mechanical Surface Detection)
- Electronics: DAE3 Sn431; Calibrated: 04/11/2014
- Phantom: SAM B (Site 58); Type: Twin Phantom; Serial: TP:1020
- ; SEMCAD X Version 14.6.9 (7117)

Configuration/Touch Right- Low/Area Scan 2 (61x101x1): Interpolated grid: dx=1.500 mm, dy=1.500 mm
Maximum value of SAR (interpolated) = 0.477 W/kg
Configuration/Touch Right- Low/Zoom Scan (5x5x7) 2 (5x5x7)/Cube 0: Measurement grid: dx=8mm, dy=8mm, dz=5mm
Reference Value = 6.877 V/m; Power Drift = 0.01 dB
Peak SAR (extrapolated) = 0.626 W/kg
SAR(1 g) = 0.401 W/kg; SAR(10 g) = 0.235 W/kg
Maximum value of SAR (measured) = 0.436 W/kg

This report shall not be reproduced except in full, without the written approval of UL VS Ltd.

015: Back of EUT_Body-Worn_CDMA BC1_1xRTT_CH600
Date: 17/04/2015
DUT: A1429; Sleeve: Linea Pro 5; Sleeve contains FCC ID: YRWDATECSBT301

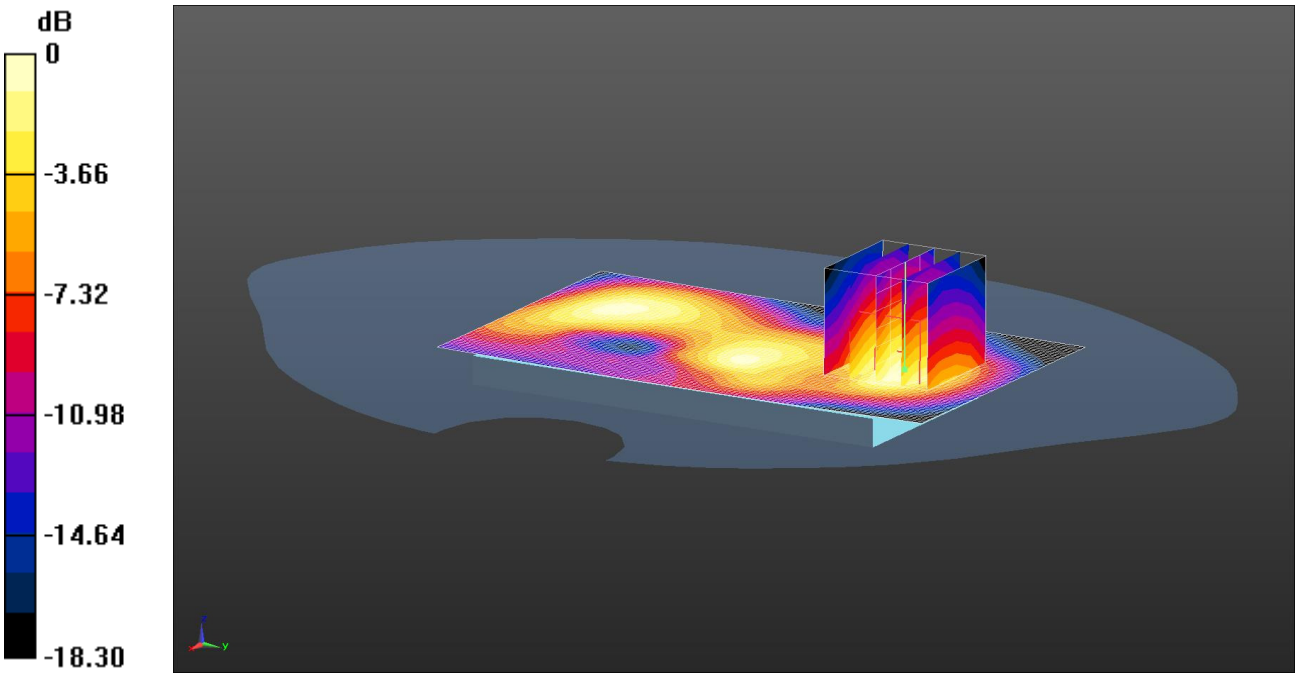

0 dB = 0.456 W/kg = -3.41 dBW/kg

Communication System: UID 0 - n/a, CDMA2000; Frequency: 1880 MHz;Duty Cycle: 1:1
Medium: 1900 MHz MSL Medium parameters used (interpolated): f = 1880 MHz; σ = 1.557 S/m; ε_r = 54.245; ρ = 1000 kg/m^3
Phantom section: Flat Section
DASY4 Configuration:
- Probe: ES3DV3 - SN3335; ConvF(4.69, 4.69, 4.69); Calibrated: 29/08/2014;
- Sensor-Surface: 4mm (Mechanical Surface Detection)
- Electronics: DAE3 Sn431; Calibrated: 04/11/2014
- Phantom: SAM A (Site 58); Type: QD000P40Ca; Serial: TP:1193
- ; SEMCAD X Version 14.6.9 (7117)

Configuration/Back of EUT Facing Phantom - Middle 2/Area Scan (61x101x1): Interpolated grid: dx=1.500 mm, dy=1.500 mm
Maximum value of SAR (interpolated) = 0.448 W/kg
Configuration/Back of EUT Facing Phantom - Middle 2/Zoom Scan (5x5x7) 2 (5x5x7)/Cube 0: Measurement grid: dx=8mm, dy=8mm, dz=5mm
Reference Value = 10.118 V/m; Power Drift = 0.02 dB
Peak SAR (extrapolated) = 0.667 W/kg
SAR(1 g) = 0.425 W/kg; SAR(10 g) = 0.238 W/kg
Maximum value of SAR (measured) = 0.456 W/kg

This report shall not be reproduced except in full, without the written approval of UL VS Ltd.

016: Back of EUT_Body-Worn_CDMA BC1_1xEVDO Rel 0_CH600
Date: 17/04/2015
DUT: A1429; Sleeve: Linea Pro 5; Sleeve contains FCC ID: YRWDATECSBT301

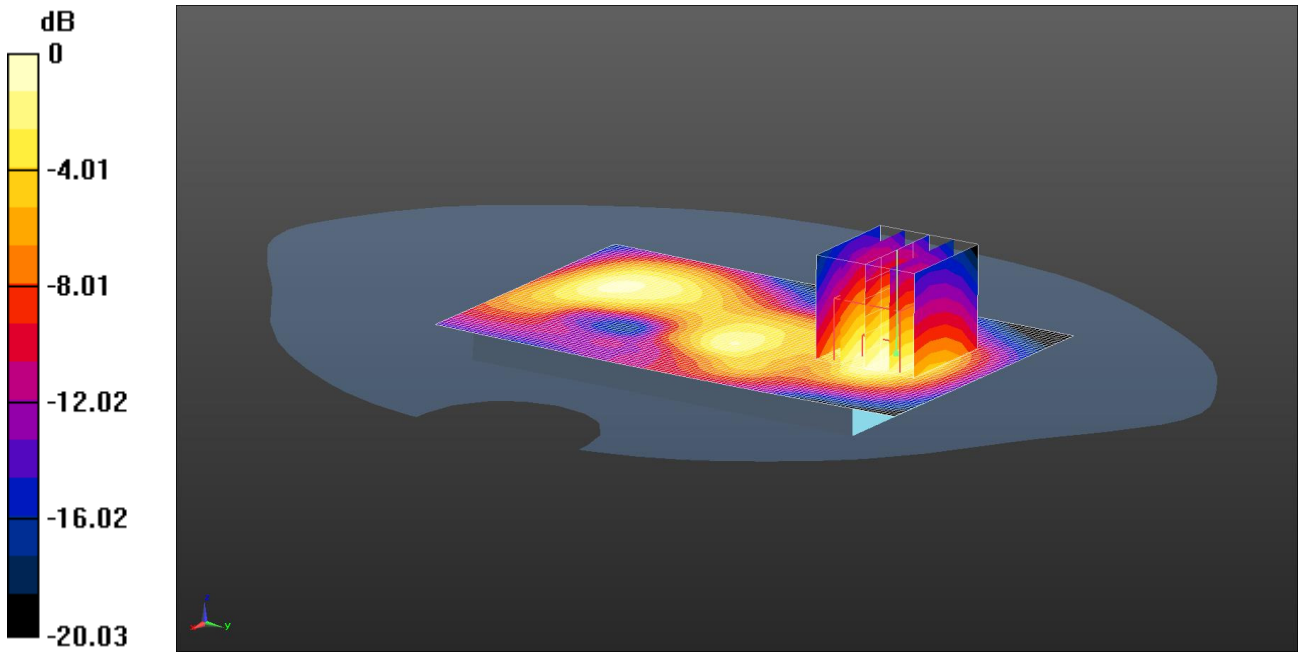

0 dB = 0.484 W/kg = -3.15 dBW/kg

Communication System: UID 0 - n/a, CDMA2000; Frequency: 1880 MHz;Duty Cycle: 1:1
Medium: 1900 MHz MSL Medium parameters used (interpolated): f = 1880 MHz; σ = 1.557 S/m; ε_r = 54.245; ρ = 1000 kg/m^3
Phantom section: Flat Section
DASY4 Configuration:
- Probe: ES3DV3 - SN3335; ConvF(4.69, 4.69, 4.69); Calibrated: 29/08/2014;
- Sensor-Surface: 4mm (Mechanical Surface Detection)
- Electronics: DAE3 Sn431; Calibrated: 04/11/2014
- Phantom: SAM A (Site 58); Type: QD000P40Ca; Serial: TP:1193
- ; SEMCAD X Version 14.6.9 (7117)

Configuration/Back of EUT Facing Phantom - Middle 2/Area Scan (61x101x1): Interpolated grid: dx=1.500 mm, dy=1.500 mm
Maximum value of SAR (interpolated) = 0.494 W/kg
Configuration/Back of EUT Facing Phantom - Middle 2/Zoom Scan (5x5x7) 2 (5x5x7)/Cube 0: Measurement grid: dx=8mm, dy=8mm, dz=5mm
Reference Value = 10.112 V/m; Power Drift = 0.03 dB
Peak SAR (extrapolated) = 0.711 W/kg
SAR(1 g) = 0.455 W/kg; SAR(10 g) = 0.256 W/kg
Maximum value of SAR (measured) = 0.484 W/kg

This report shall not be reproduced except in full, without the written approval of UL VS Ltd.

017: Touch Left_CDMA BC10_1xRTT_CH684
Date: 02/04/2015
DUT: A1429; Sleeve: Linea Pro 5; Sleeve contains FCC ID: YRWDATECSBT301

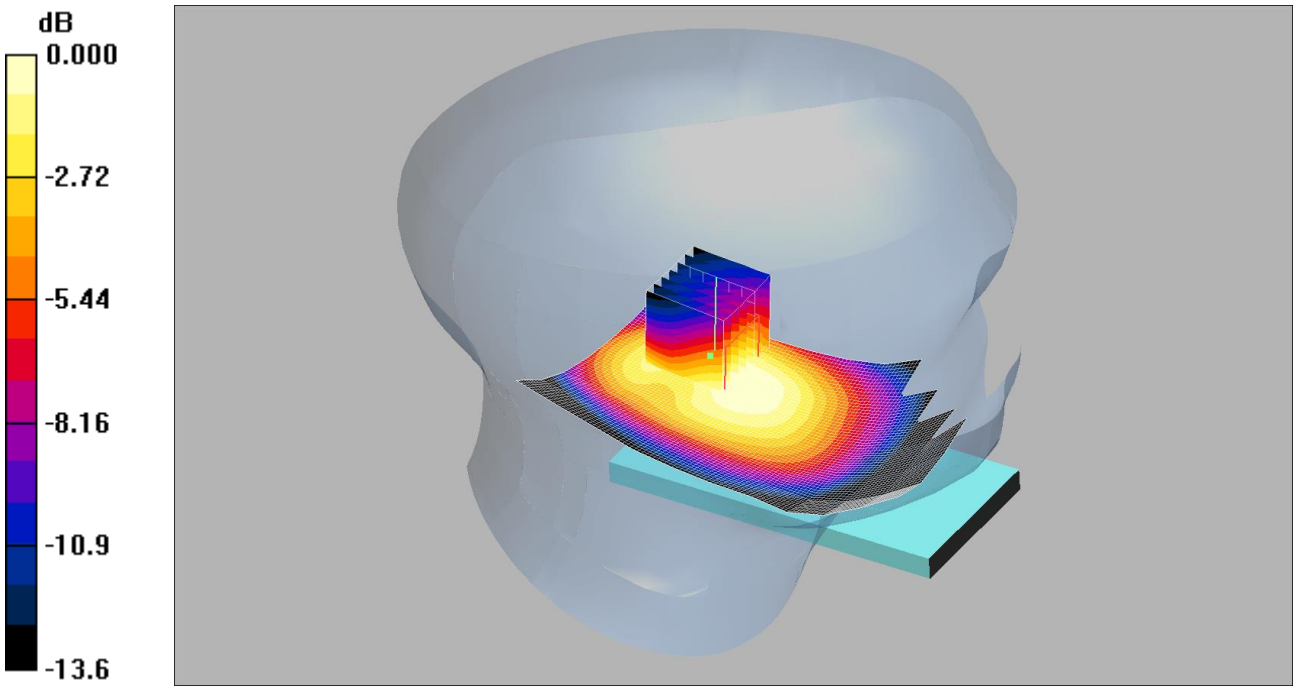

0 dB = 0.593mW/g

Communication System: CDMA 2000 BC10; Frequency: 823.1 MHz;Duty Cycle: 1:1
Medium: 900 MHz HSL Medium parameters used (interpolated): f = 823.1 MHz; σ = 0.88 mho/m; ε_r = 41.4; ρ = 1000 kg/m^3
Phantom section: Left Section
DASY4 Configuration:
- Probe: ET3DV6 - SN1529; ConvF(6.28, 6.28, 6.28);
- Sensor-Surface: 4mm (Mechanical Surface Detection)
- Electronics: DAE3 Sn394; Calibrated: 16/05/2014
- Phantom: SAM 12b (Site 56); Type: SAM 4.0; Serial: TP:1192
- Measurement SW: DASY4, V4.6 Build 19; Postprocessing SW: SEMCAD, V1.8 Build 159

Touch Left - Middle/Area Scan (61x101x1): Measurement grid: dx=15mm, dy=15mm
Maximum value of SAR (interpolated) = 0.633 mW/g
Touch Left - Middle/Zoom Scan (5x5x7) 2 (7x7x7)/Cube 0: Measurement grid: dx=5mm, dy=5mm, dz=5mm
Reference Value = 19.3 V/m; Power Drift = 0.017 dB
Peak SAR (extrapolated) = 1.03 W/kg
SAR(1 g) = 0.534 mW/g; SAR(10 g) = 0.342 mW/g
Maximum value of SAR (measured) = 0.593 mW/g

This report shall not be reproduced except in full, without the written approval of UL VS Ltd.

018: Back of EUT-Body-Worn_CDMA BC10_1xRTT_CH684
Date: 01/04/2015
DUT: A1429; Sleeve: Linea Pro 5; Sleeve contains FCC ID: YRWDATECSBT301

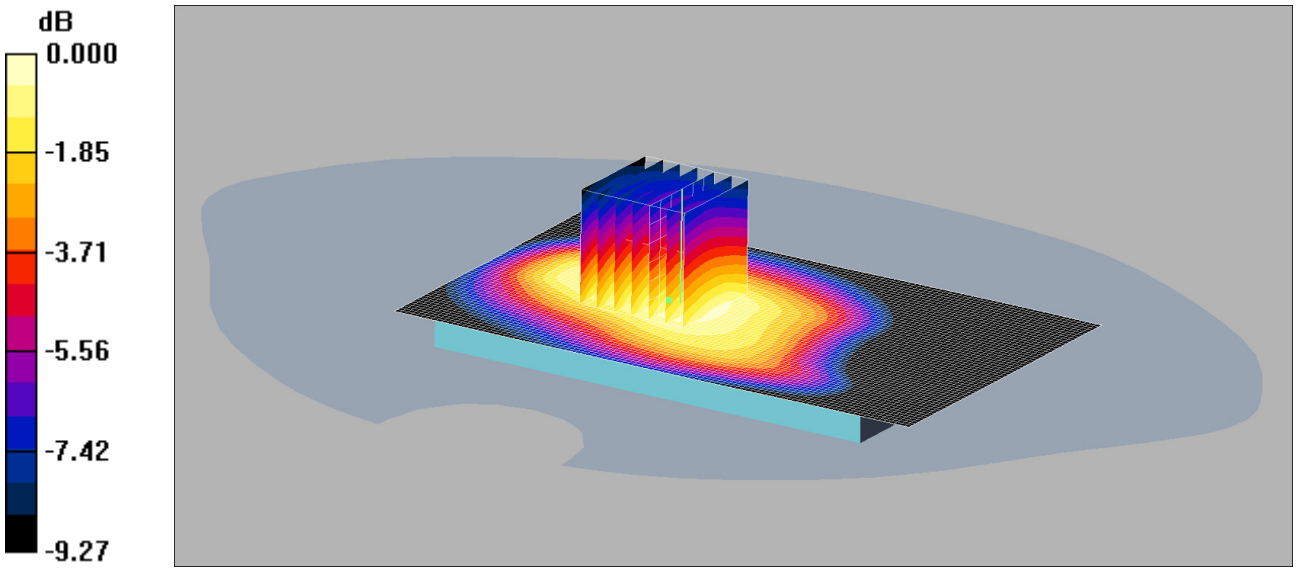

0 dB = 0.080mW/g

Communication System: CDMA 2000 BC10; Frequency: 823.1 MHz;Duty Cycle: 1:1
Medium: 900 MHz MSL Medium parameters used (interpolated): f = 823.1 MHz; σ = 0.994 mho/m; ε_r = 53.5; ρ = 1000 kg/m^3
Phantom section: Flat Section
DASY4 Configuration:
- Probe: ET3DV6 - SN1529; ConvF(6, 6, 6);
- Sensor-Surface: 4mm (Mechanical Surface Detection)
- Electronics: DAE3 Sn394; Calibrated: 16/05/2014
- Phantom: SAM 12a (Site 56); Type: SAM 4.0; Serial: TP:1020
- Measurement SW: DASY4, V4.6 Build 19; Postprocessing SW: SEMCAD, V1.8 Build 159

Back of EUT Facing Phantom - Middle/Area Scan (61x101x1): Measurement grid: dx=15mm, dy=15mm
Maximum value of SAR (interpolated) = 0.079 mW/g
Back of EUT Facing Phantom - Middle/Zoom Scan (5x5x7) 2 (7x7x7)/Cube 0: Measurement grid: dx=5mm, dy=5mm, dz=5mm
Reference Value = 9.31 V/m; Power Drift = -0.041 dB
Peak SAR (extrapolated) = 0.097 W/kg
SAR(1 g) = 0.075 mW/g; SAR(10 g) = 0.054 mW/g
Maximum value of SAR (measured) = 0.080 mW/g

Note: SAR level measured is very low as equivalent to noise floor.

This report shall not be reproduced except in full, without the written approval of UL VS Ltd.

019: Back of EUT-Body-Worn_CDMA BC10_1xEVDO Rel 0_CH684
Date: 08/04/2015
DUT: A1429; Sleeve: Linea Pro 5; Sleeve contains FCC ID: YRWDATECSBT301

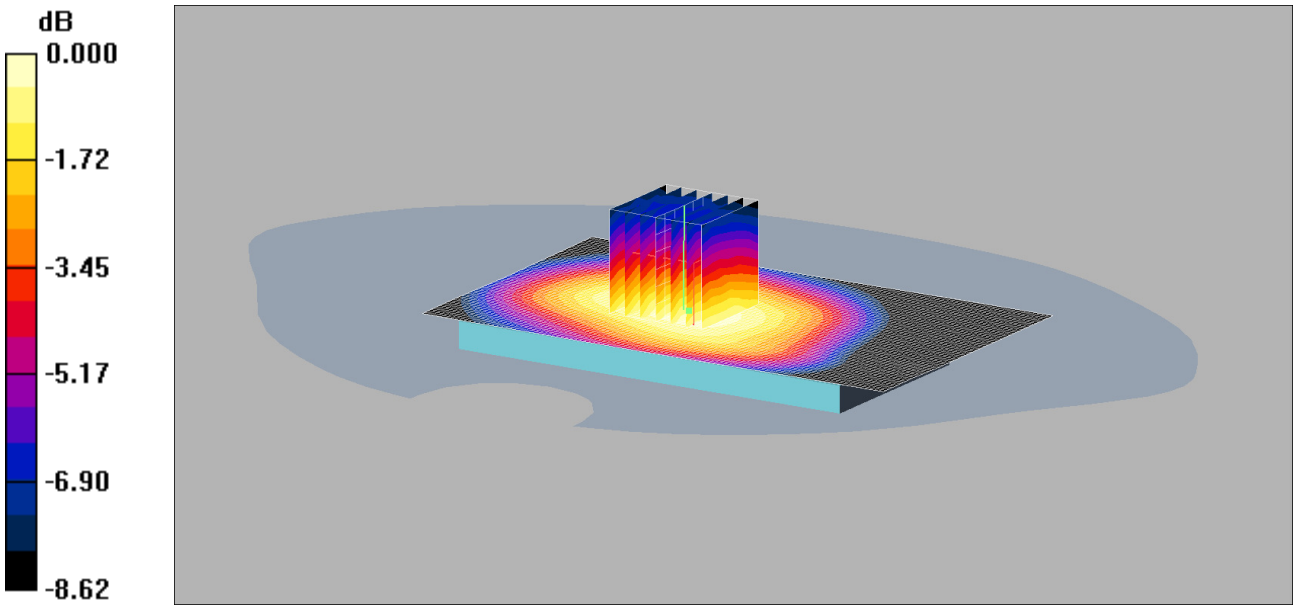

0 dB = 0.040mW/g

Communication System: CDMA 2000 BC10; Frequency: 823.1 MHz;Duty Cycle: 1:1
Medium: 900 MHz MSL Medium parameters used (interpolated): f = 823.1 MHz; σ = 0.994 mho/m; ε_r = 53.5; ρ = 1000 kg/m^3
Phantom section: Flat Section
DASY4 Configuration:
- Probe: ET3DV6 - SN1529; ConvF(6, 6, 6);
- Sensor-Surface: 4mm (Mechanical Surface Detection)
- Electronics: DAE3 Sn394; Calibrated: 16/05/2014
- Phantom: SAM 12a (Site 56); Type: SAM 4.0; Serial: TP:1020
- Measurement SW: DASY4, V4.6 Build 19; Postprocessing SW: SEMCAD, V1.8 Build 159

Back of EUT Facing Phantom - Middle/Area Scan (61x101x1): Measurement grid: dx=15mm, dy=15mm
Maximum value of SAR (interpolated) = 0.039 mW/g
Back of EUT Facing Phantom - Middle/Zoom Scan (5x5x7) 2 (7x7x7)/Cube 0: Measurement grid: dx=5mm, dy=5mm, dz=5mm
Reference Value = 6.65 V/m; Power Drift = -0.107 dB
Peak SAR (extrapolated) = 0.049 W/kg
SAR(1 g) = 0.037 mW/g; SAR(10 g) = 0.028 mW/g
Maximum value of SAR (measured) = 0.040 mW/g

Note: SAR level measured is very low as equivalent to noise floor.

This report shall not be reproduced except in full, without the written approval of UL VS Ltd.

020: Back of EUT-Body-Worn_LTE FDD 5_10MHz_1RB_Mid_CH20525
Date: 08/04/2015
DUT: A1429; Sleeve: Linea Pro 5; Sleeve contains FCC ID: YRWDATECSBT301

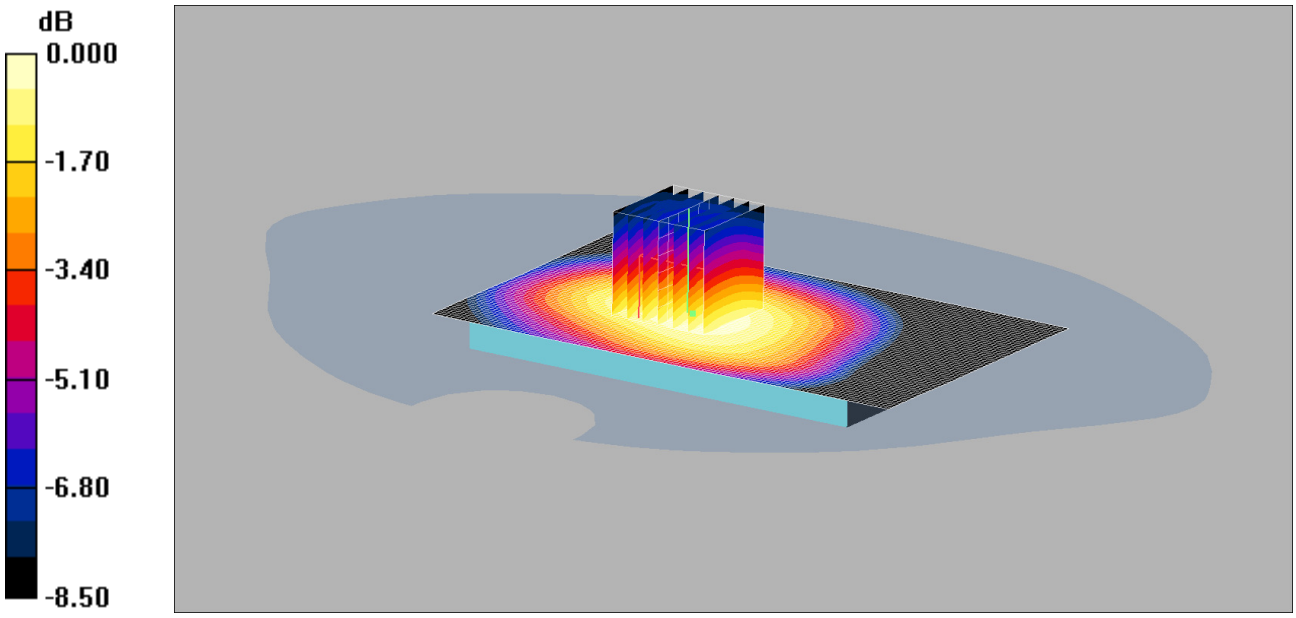

0 dB = 0.040mW/g

Communication System: LTE Band 5 / 10MHz; Frequency: 836.5 MHz;Duty Cycle: 1:1
Medium: 900 MHz MSL Medium parameters used (interpolated): f = 836.5 MHz; σ = 1.02 mho/m; ε_r = 53.7; ρ = 1000 kg/m^3
Phantom section: Flat Section
DASY4 Configuration:
- Probe: ET3DV6 - SN1529; ConvF(6, 6, 6);
- Sensor-Surface: 4mm (Mechanical Surface Detection)
- Electronics: DAE3 Sn394; Calibrated: 16/05/2014
- Phantom: SAM 12a (Site 56); Type: SAM 4.0; Serial: TP:1020
- Measurement SW: DASY4, V4.6 Build 19; Postprocessing SW: SEMCAD, V1.8 Build 159

Back of EUT Facing Phantom - Middle 2/Area Scan (61x101x1): Measurement grid: dx=15mm, dy=15mm
Maximum value of SAR (interpolated) = 0.040 mW/g
Back of EUT Facing Phantom - Middle 2/Zoom Scan (5x5x7) 2 (7x7x7)/Cube 0: Measurement grid: dx=5mm, dy=5mm, dz=5mm
Reference Value = 6.63 V/m; Power Drift = -0.007 dB
Peak SAR (extrapolated) = 0.048 W/kg
SAR(1 g) = 0.037 mW/g; SAR(10 g) = 0.028 mW/g
Maximum value of SAR (measured) = 0.040 mW/g

Note: SAR level measured is very low as equivalent to noise floor.

This report shall not be reproduced except in full, without the written approval of UL VS Ltd.

021: Touch Left_LTE FDD 13_10MHz_1RB_Mid_CH23230
Date: 09/04/2015
DUT: A1429; Sleeve: Linea Pro 5; Sleeve contains FCC ID: YRWDATECSBT301

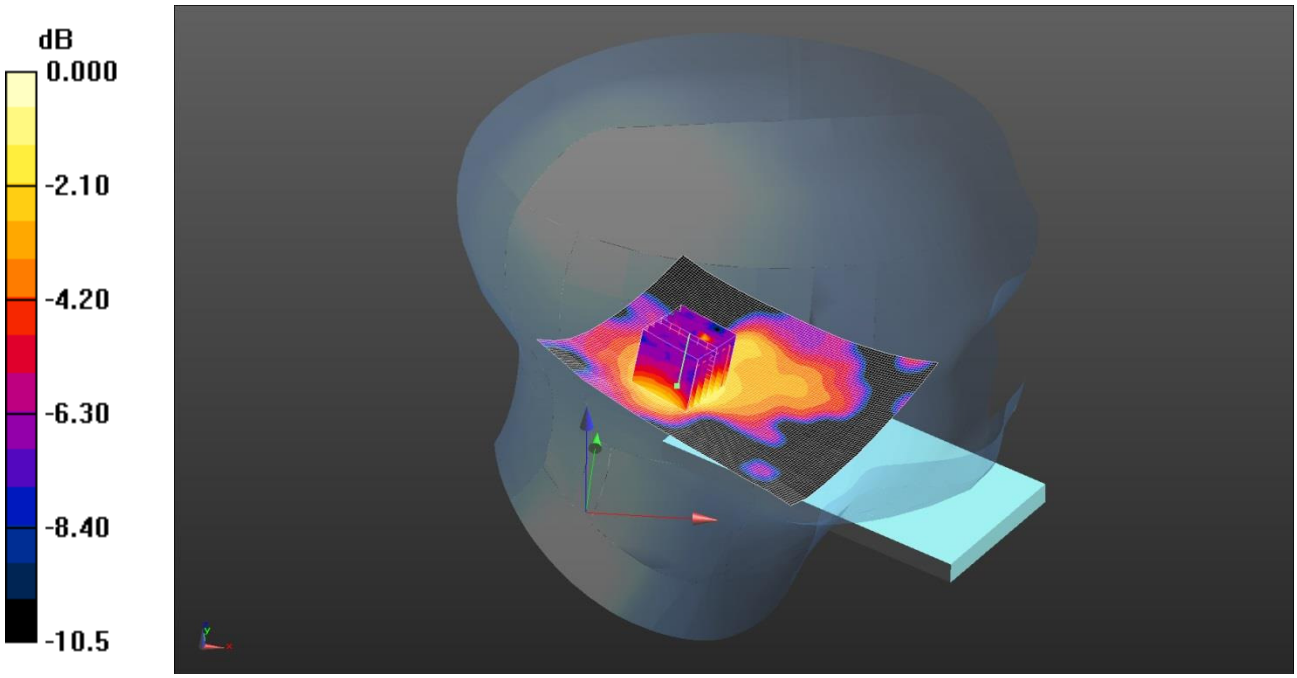

0 dB = 0.245mW/g

Communication System: LTE - Band 13 / 10MHz Channel; Frequency: 782 MHz;Duty Cycle: 1:1
Medium: 750 MHz HSL Medium parameters used (interpolated): f = 782 MHz; σ = 0.873 mho/m; ε_r = 42.2; ρ = 1000 kg/m^3
Phantom section: Right Section
DASY4 Configuration:
- Probe: ET3DV6 - SN1529; ConvF(6.6, 6.6, 6.6);
- Sensor-Surface: 4mm (Mechanical Surface Detection)
- Electronics: DAE3 Sn394; Calibrated: 16/05/2014
- Phantom: SAM 12b (Site 56); Type: SAM 4.0; Serial: TP:1192
- Measurement SW: DASY4, V4.6 Build 19; Postprocessing SW: SEMCAD, V1.8 Build 159

Touch Left - Middle/Area Scan (61x101x1): Measurement grid: dx=15mm, dy=15mm
Maximum value of SAR (interpolated) = 0.248 mW/g
Touch Left - Middle/Zoom Scan (5x5x7) (5x5x7)/Cube 0: Measurement grid: dx=8mm, dy=8mm, dz=5mm
Reference Value = 14.4 V/m; Power Drift = -0.042 dB
Peak SAR (extrapolated) = 0.296 W/kg
SAR(1 g) = 0.234 mW/g; SAR(10 g) = 0.178 mW/g
Maximum value of SAR (measured) = 0.245 mW/g

This report shall not be reproduced except in full, without the written approval of UL VS Ltd.

022: Back of EUT-Body-Worn_LTE FDD 13_10MHz_1RB_Low_CH23230
Date: 09/04/2015
DUT: A1428; Sleeve: Linea Pro 5; Sleeve contains FCC ID: YRWDATECSBT301

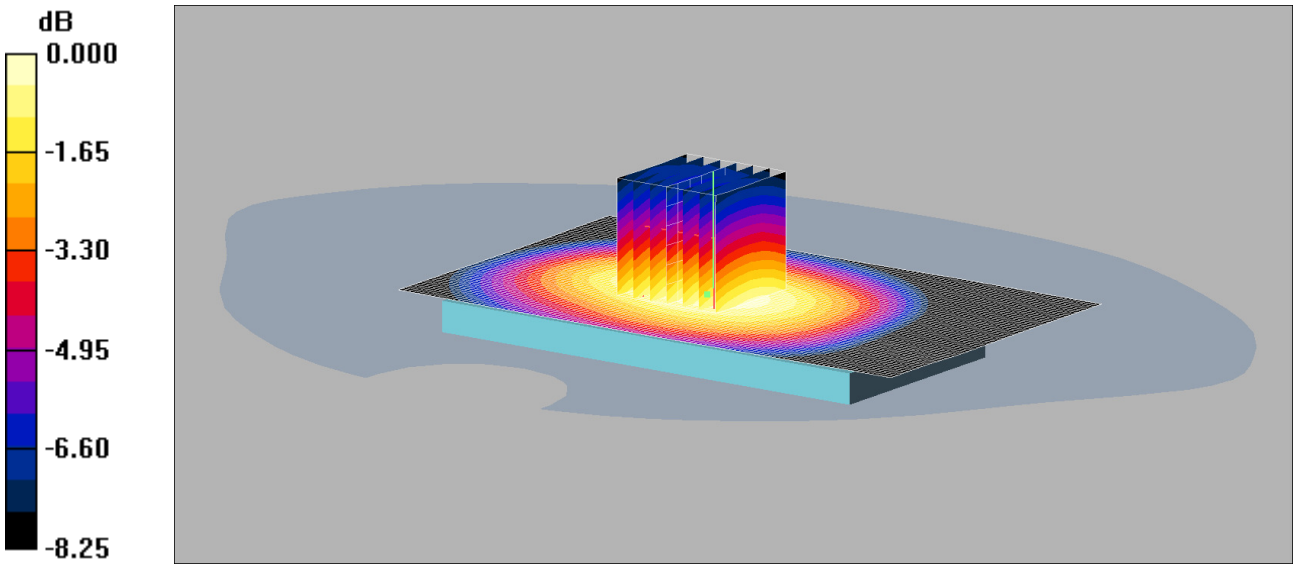

0 dB = 0.105mW/g

Communication System: LTE - Band 13 / 10MHz Channel; Frequency: 782 MHz;Duty Cycle: 1:1
Medium: 750/900 MHz MSL Medium parameters used (interpolated): f = 782 MHz; σ = 0.984 mho/m; ε_r = 54; ρ = 1000 kg/m^3
Phantom section: Flat Section
DASY4 Configuration:
- Probe: ET3DV6 - SN1529; ConvF(6.15, 6.15, 6.15);
- Sensor-Surface: 4mm (Mechanical Surface Detection)
- Electronics: DAE3 Sn394; Calibrated: 16/05/2014
- Phantom: SAM 12a (Site 56); Type: SAM 4.0; Serial: TP:1020
- Measurement SW: DASY4, V4.6 Build 19; Postprocessing SW: SEMCAD, V1.8 Build 159

Back of EUT Facing Phantom - Middle 2/Area Scan (61x101x1): Measurement grid: dx=15mm, dy=15mm
Maximum value of SAR (interpolated) = 0.106 mW/g
Back of EUT Facing Phantom - Middle 2/Zoom Scan (5x5x7) 2 (7x7x7)/Cube 0: Measurement grid: dx=5mm, dy=5mm, dz=5mm
Reference Value = 10.7 V/m; Power Drift = 0.007 dB
Peak SAR (extrapolated) = 0.129 W/kg
SAR(1 g) = 0.099 mW/g; SAR(10 g) = 0.073 mW/g
Maximum value of SAR (measured) = 0.105 mW/g

Note: SAR level measured is very low as equivalent to noise floor.

This report shall not be reproduced except in full, without the written approval of UL VS Ltd.

023: Back of EUT_Body-Worn_LTE FDD 25_20MHz 1RB Mid_CH26365
Date: 17/04/2015
DUT: A1429; Sleeve: Linea Pro 5; Sleeve contains FCC ID: YRWDATECSBT301

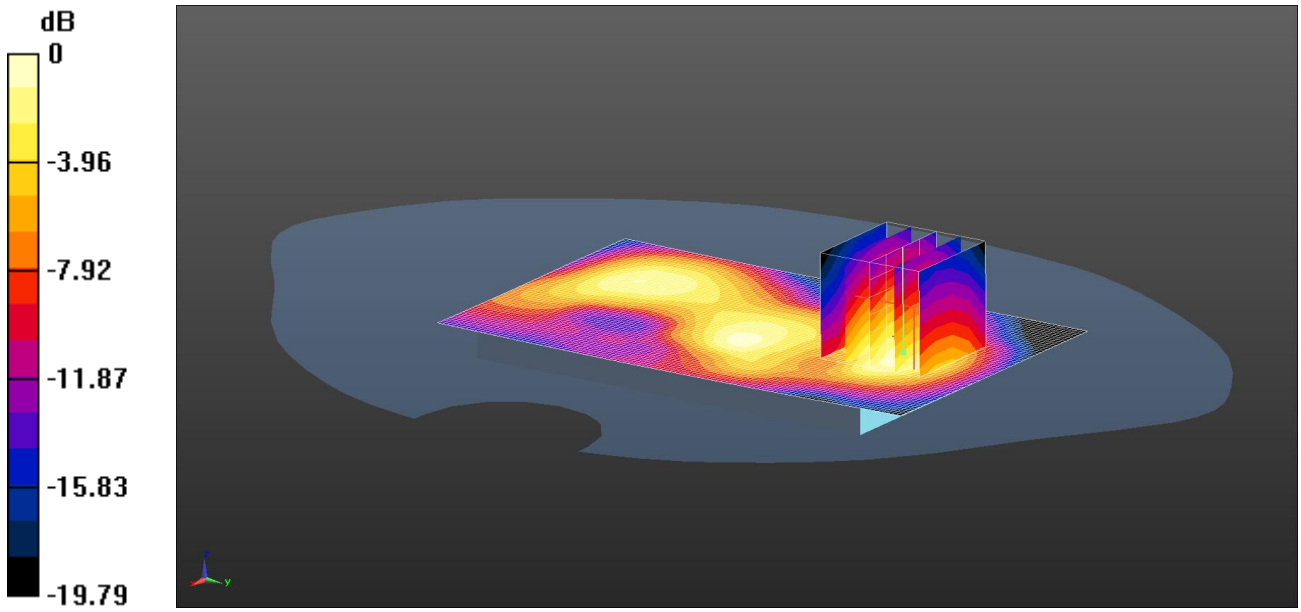

0 dB = 0.371 W/kg = -4.31 dBW/kg

Communication System: UID 0 - n/a, LTE FDD Bands - 20MHz Channel BW ; Frequency: 1882.5 MHz;Duty Cycle: 1:1
Medium: 1900 MHz MSL Medium parameters used (interpolated): f = 1882.5 MHz; σ = 1.559 S/m; ε_r = 54.235; ρ = 1000 kg/m^3
Phantom section: Flat Section
DASY4 Configuration:
- Probe: ES3DV3 - SN3335; ConvF(4.69, 4.69, 4.69); Calibrated: 29/08/2014;
- Sensor-Surface: 4mm (Mechanical Surface Detection)
- Electronics: DAE3 Sn431; Calibrated: 04/11/2014
- Phantom: SAM A (Site 58); Type: QD000P40Ca; Serial: TP:1193
- ; SEMCAD X Version 14.6.9 (7117)

Configuration/Back of EUT Facing Phantom - Middle 2/Area Scan (61x101x1): Interpolated grid: dx=1.500 mm, dy=1.500 mm
Maximum value of SAR (interpolated) = 0.372 W/kg
Configuration/Back of EUT Facing Phantom - Middle 2/Zoom Scan (5x5x7) 2 (5x5x7)/Cube 0: Measurement grid: dx=8mm, dy=8mm, dz=5mm
Reference Value = 10.187 V/m; Power Drift = 0.01 dB
Peak SAR (extrapolated) = 0.548 W/kg
SAR(1 g) = 0.342 W/kg; SAR(10 g) = 0.188 W/kg
Maximum value of SAR (measured) = 0.371 W/kg

This report shall not be reproduced except in full, without the written approval of UL VS Ltd.

024: Touch Right_Wi-Fi 2.4GHz_802.11b 1Mbps_CH6
Date: 15/04/2015
DUT: A1429; Sleeve: Linea Pro 5; Sleeve contains FCC ID: YRWDATECSBT301

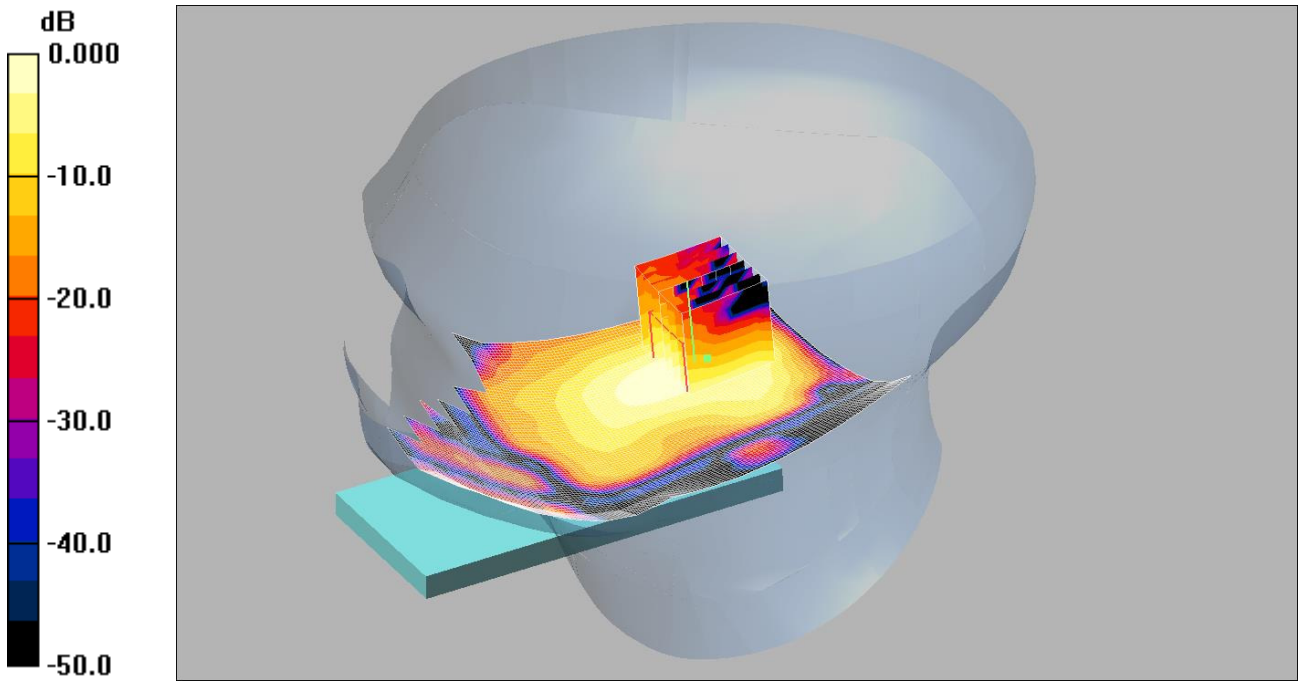

0 dB = 0.108mW/g

Communication System: WLAN; Frequency: 2437 MHz;Duty Cycle: 1:1
Medium: 2450 MHz HSL Medium parameters used (interpolated): f = 2437 MHz; σ = 2.01 mho/m; ε_r = 52.1; ρ = 1000 kg/m^3
Phantom section: Right Section
DASY4 Configuration:
- Probe: ES3DV3 - SN3304; ConvF(4.24, 4.24, 4.24);
- Sensor-Surface: 4mm (Mechanical Surface Detection)
- Electronics: DAE3 Sn432; Calibrated: 20/08/2014
- Phantom: SAM 12a (Site 57); Type: SAM 4.0; Serial: TP:1020
- Measurement SW: DASY4, V4.7 Build 80; Postprocessing SW: SEMCAD, V1.8 Build 186

Touch Right - Middle/Area Scan (91x151x1): Measurement grid: dx=12mm, dy=12mm
Maximum value of SAR (interpolated) = 0.116 mW/g

Touch Right - Middle/Zoom Scan (7x7x7) (7x7x7)/Cube 0: Measurement grid: dx=5mm, dy=5mm, dz=5mm
Reference Value = 7.61 V/m; Power Drift = 0.146 dB
Peak SAR (extrapolated) = 0.230 W/kg
SAR(1 g) = 0.094 mW/g; SAR(10 g) = 0.040 mW/g
Maximum value of SAR (measured) = 0.108 mW/g

Note: SAR level measured is very low as equivalent to noise floor.

This report shall not be reproduced except in full, without the written approval of UL VS Ltd.

025: Back of EUT-Body-Worn_Wi-Fi 2.4GHz_802.11b 1Mbps_CH6
Date: 10/04/2015
DUT: A1429; Sleeve: Linea Pro 5; Sleeve contains FCC ID: YRWDATECSBT301

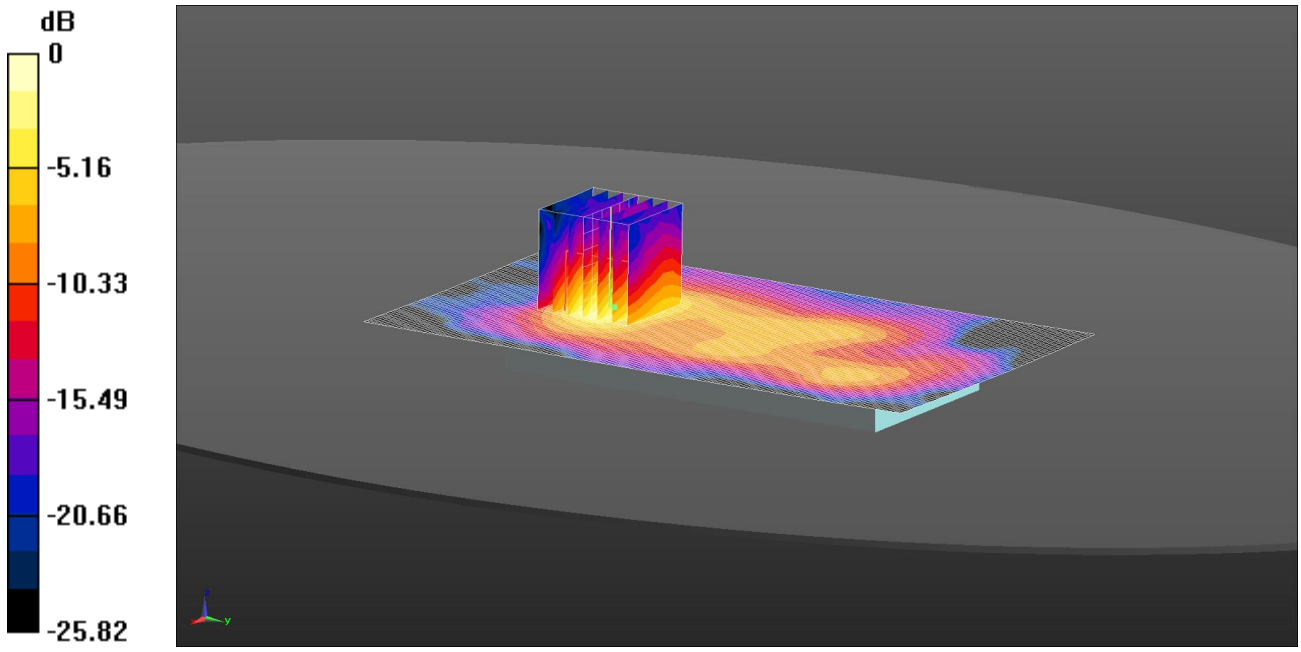

0 dB = 0.0843 W/kg = -10.74 dBW/kg

Communication System: UID 0 - n/a, WLAN; Frequency: 2437 MHz;Duty Cycle: 1:1
Medium: 2450 MHz MSL Medium parameters used (interpolated): f = 2437 MHz; σ = 2.006 S/m; ε_r = 52.601; ρ = 1000 kg/m^3
Phantom section: Flat Section
DASY4 Configuration:
- Probe: ES3DV3 - SN3304; ConvF(4.24, 4.24, 4.24); Calibrated: 21/08/2014;
- Sensor-Surface: 4mm (Mechanical Surface Detection)
- Electronics: DAE3 Sn432; Calibrated: 20/08/2014
- Phantom: ELI v5.0; Type: QDOVA002AA; Serial: TP:xxxx
- ; SEMCAD X Version 14.6.9 (7117)

Configuration/Back of EUT Facing Phantom - Middle 2/Area Scan (91x151x1): Interpolated grid: dx=1.200 mm, dy=1.200 mm
Maximum value of SAR (interpolated) = 0.0834 W/kg
Configuration/Back of EUT Facing Phantom - Middle 2/Zoom Scan (7x7x7) 2 (7x7x7)/Cube 0: Measurement grid: dx=5mm, dy=5mm, dz=5mm
Reference Value = 2.640 V/m; Power Drift = 0.33 dB
Peak SAR (extrapolated) = 0.148 W/kg
SAR(1 g) = 0.071 W/kg; SAR(10 g) = 0.031 W/kg
Maximum value of SAR (measured) = 0.0843 W/kg

Note: SAR level measured is very low as equivalent to noise floor.

This report shall not be reproduced except in full, without the written approval of UL VS Ltd.

026: Touch_Right_Wi-Fi 5GHz_802.11a_6Mbps_CH48
Date: 16/04/2015
DUT: A1429; Sleeve: Linea Pro 5; Sleeve contains FCC ID: YRWDATECSBT301

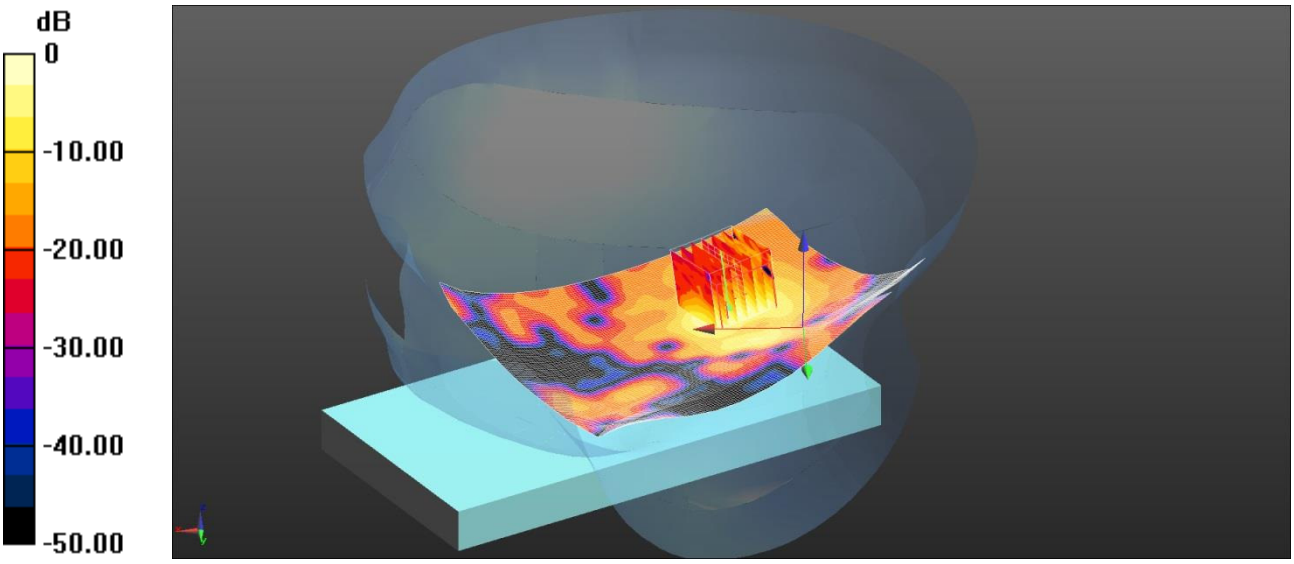

0 dB = 0.513 W/kg = -2.90 dBW/kg

Communication System: UID 0, WLAN 802.11 (0); Frequency: 5240 MHz;Duty Cycle: 1:1
Medium: 5200/5500/5800 MHz HSL Medium parameters used (interpolated): f = 5240 MHz; σ = 4.572 S/m; ε_r = 34.511; ρ = 1000 kg/m^3
Phantom section: Right Section
DASY4 Configuration:
- Probe: EX3DV4 - SN3994; ConvF(5.3, 5.3, 5.3); Calibrated: 17/03/2015;
- Sensor-Surface: 4mm (Mechanical Surface Detection)
- Electronics: DAE3 Sn450; Calibrated: 16/09/2014
- Phantom: SAM (20deg probe tilt) with CRP v4.0; Type: QD000P40CC; Serial: TP:xxxx
- ; SEMCAD X Version 14.6.10 (7164)

Configuration/Touch Right/Area Scan (131x111x1): Interpolated grid: dx=1.000 mm, dy=1.000 mm
Maximum value of SAR (interpolated) = 0.521 W/kg

Configuration/Touch Right/Zoom Scan (7x7x12) 2 2 (7x7x12)/Cube 0: Measurement grid: dx=4mm, dy=4mm, dz=2mm
Reference Value = 4.025 V/m; Power Drift = -0.12 dB
Peak SAR (extrapolated) = 1.77 W/kg
SAR(1 g) = 0.395 W/kg; SAR(10 g) = 0.121 W/Kg
Maximum value of SAR (measured) = 0.513 W/kg

This report shall not be reproduced except in full, without the written approval of UL VS Ltd.

027: Front of EUT-Body-Worn_Wi-Fi 5GHz_802.11a 6Mbps_CH48
Date: 13/04/2015
DUT: A1429; Sleeve: Linea Pro 5; Sleeve contains FCC ID: YRWDATECSBT301

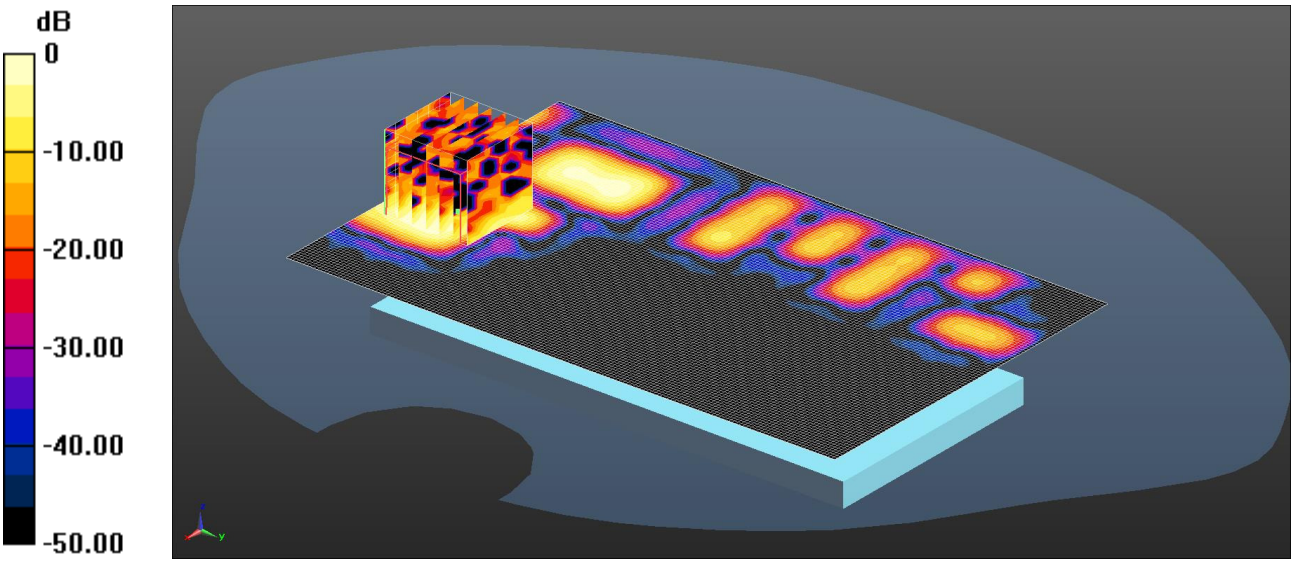

0 dB = 0.0892 W/kg = -10.50 dBW/kg

Communication System: UID 0, WLAN 802.11 (0); Frequency: 5240 MHz;Duty Cycle: 1:1
Medium: 5GHz MSL Medium parameters used (interpolated): f = 5240 MHz; σ = 5.321 S/m; ε_r = 48.294; ρ = 1000 kg/m^3
Phantom section: Flat Section
DASY4 Configuration:
- Probe: EX3DV4 - SN3814; ConvF(4.38, 4.38, 4.38); Calibrated: 18/09/2014;
- Sensor-Surface: 4mm (Mechanical Surface Detection)
- Electronics: DAE4 Sn1435; Calibrated: 15/04/2014
- Phantom: SAM (20deg probe tilt) with CRP v4.0; Type: QD000P40CC; Serial: TP:xxxx
- ; SEMCAD X Version 14.6.10 (7164)

Configuration/Bottom of EUT Facing Phantom/Area Scan (101x161x1): Interpolated grid: dx=1.000 mm, dy=1.000 mm
Maximum value of SAR (interpolated) = 0.182 W/kg

Configuration/Bottom of EUT Facing Phantom/Zoom Scan (7x7x12) (7x7x12)/Cube 0: Measurement grid: dx=4mm, dy=4mm, dz=2mm
Reference Value = 2.025 V/m; Power Drift = 1.47 dB
Peak SAR (extrapolated) = 0.273 W/kg
SAR(1 g) = 0.059 W/kg; SAR(10 g) = 0.019 W/kg
Maximum value of SAR (measured) = 0.0892 W/kg

Note: SAR level measured is very low as equivalent to noise floor.

This report shall not be reproduced except in full, without the written approval of UL VS Ltd.

028: Touch_Right_Wi-Fi 5GHz_802.11a_6Mbps_CH52
Date: 15/04/2015
DUT: A1429; Sleeve: Linea Pro 5; Sleeve contains FCC ID: YRWDATECSBT301

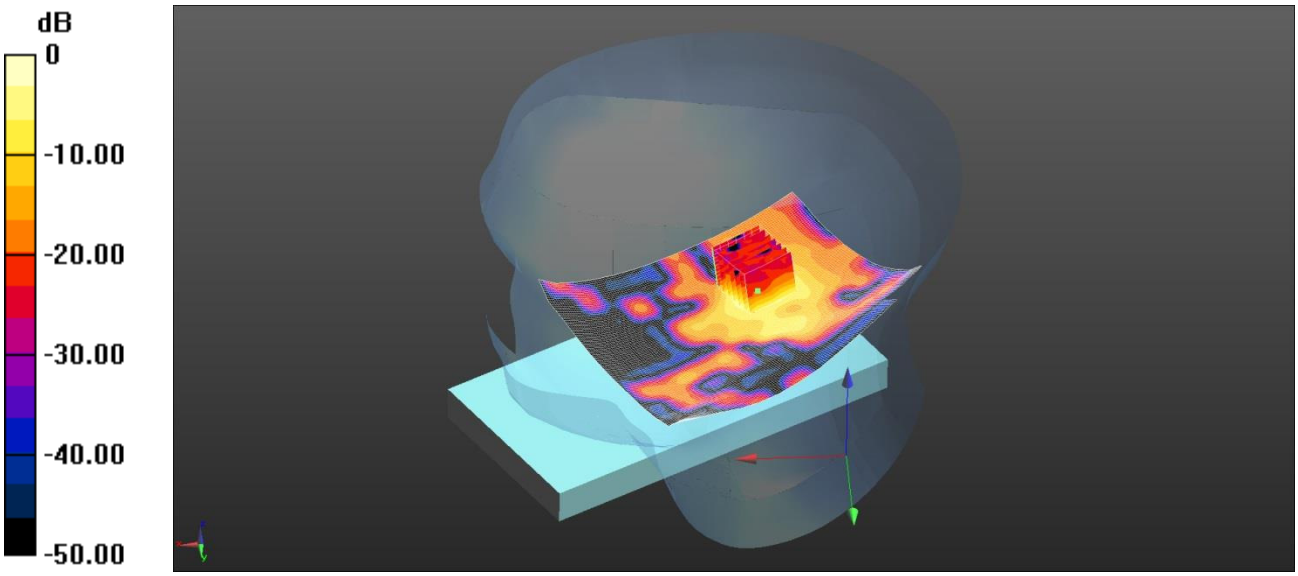

0 dB = 0.469 W/kg = -3.29 dBW/kg

Communication System: UID 0, WLAN 802.11 (0); Frequency: 5260 MHz;Duty Cycle: 1:1
Medium: 5200/5500/5800 MHz HSL Medium parameters used (interpolated): f = 5260 MHz; σ = 4.592 S/m; ε_r = 34.595; ρ = 1000 kg/m^3
Phantom section: Right Section
DASY4 Configuration:
- Probe: EX3DV4 - SN3995; ConvF(5.14, 5.14, 5.14); Calibrated: 09/05/2014;
- Sensor-Surface: 4mm (Mechanical Surface Detection)
- Electronics: DAE3 Sn450; Calibrated: 16/09/2014
- Phantom: SAM (20deg probe tilt) with CRP v4.0; Type: QD000P40CC; Serial: TP:xxxx
- ; SEMCAD X Version 14.6.10 (7164)

Configuration/Touch Right/Area Scan (131x111x1): Interpolated grid: dx=1.000 mm, dy=1.000 mm
Maximum value of SAR (interpolated) = 0.463 W/kg
Configuration/Touch Right/Zoom Scan (7x7x12) 2 2 (7x7x12)/Cube 0: Measurement grid: dx=4mm, dy=4mm, dz=2mm
Reference Value = 5.267 V/m; Power Drift = 0.05 dB
Peak SAR (extrapolated) = 1.08 W/kg
SAR(1 g) = 0.368 W/kg; SAR(10 g) = 0.109 W/kg
Maximum value of SAR (measured) = 0.469 W/kg

This report shall not be reproduced except in full, without the written approval of UL VS Ltd.

029: Front_of_EUT-Body-Worn_Wi-Fi 5GHz_802.11a 6Mbps_CH64
Date: 14/04/2015
DUT: A1429; Sleeve: Linea Pro 5; Sleeve contains FCC ID: YRWDATECSBT301

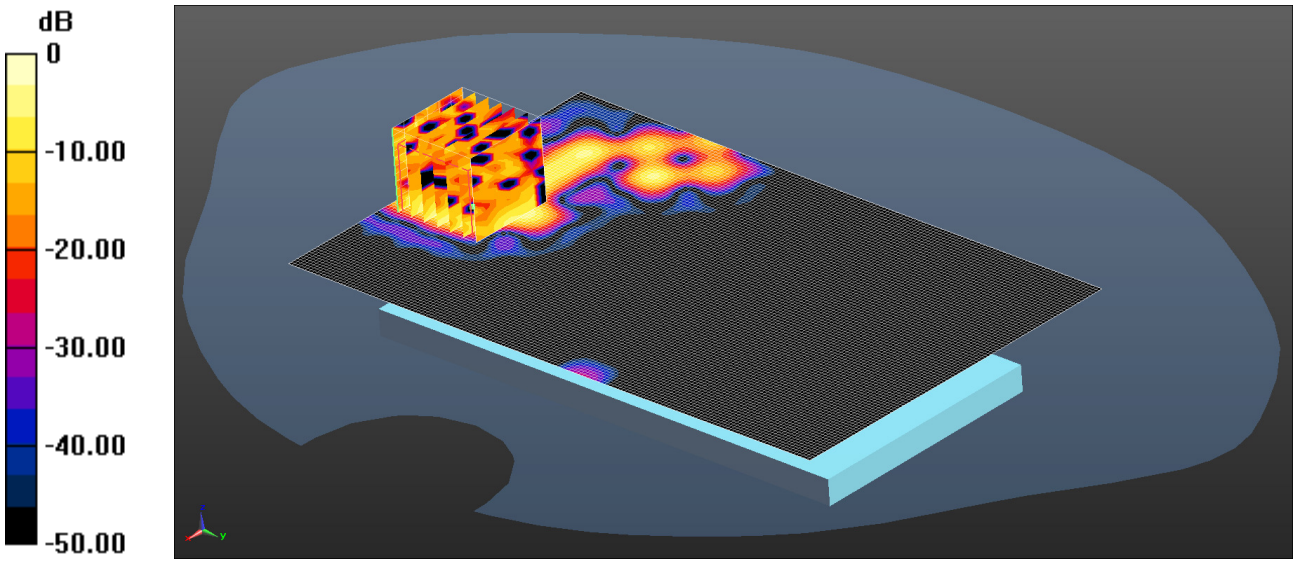

0 dB = 0.0866 W/kg = -10.62 dBW/kg

Communication System: UID 0, WLAN 802.11 (0); Frequency: 5320 MHz;Duty Cycle: 1:1
Medium: 5GHz MSL Medium parameters used (interpolated): f = 5320 MHz; σ = 5.436 S/m; ε_r = 48.099; ρ = 1000 kg/m^3
Phantom section: Flat Section
DASY4 Configuration:
- Probe: EX3DV4 - SN3814; ConvF(4.18, 4.18, 4.18); Calibrated: 18/09/2014;
- Sensor-Surface: 4mm (Mechanical Surface Detection)
- Electronics: DAE4 Sn1435; Calibrated: 15/04/2014
- Phantom: SAM (20deg probe tilt) with CRP v4.0; Type: QD000P40CC; Serial: TP:xxxx
- ; SEMCAD X Version 14.6.10 (7164)

Configuration/Back of EUT Facing Phantom/Area Scan (101x161x1): Interpolated grid: dx=1.000 mm, dy=1.000 mm
Maximum value of SAR (interpolated) = 0.261 W/kg

Configuration/Back of EUT Facing Phantom/Zoom Scan (7x7x12) (7x7x12)/Cube 0: Measurement grid: dx=4mm, dy=4mm, dz=2mm
Reference Value = 2.551 V/m; Power Drift = 0.15 dB
Peak SAR (extrapolated) = 0.358 W/kg
SAR(1 g) = 0.056 W/kg; SAR(10 g) = 0.018 W/kg
Maximum value of SAR (measured) = 0.0866 W/kg

Note: SAR level measured is very low as equivalent to noise floor.

This report shall not be reproduced except in full, without the written approval of UL VS Ltd.

030: Touch_Right_Wi-Fi 5GHz_802.11a_6Mbps_CH124
Date: 15/04/2015
DUT: A1429; Sleeve: Linea Pro 5; Sleeve contains FCC ID: YRWDATECSBT301

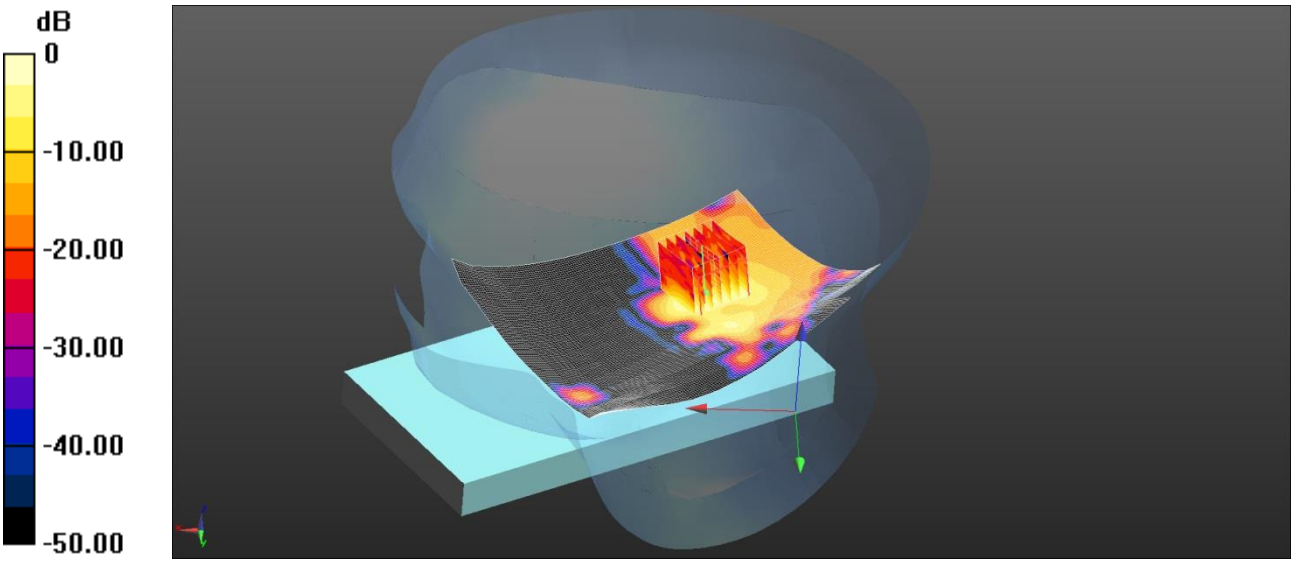

0 dB = 0.386 W/kg = -4.13 dBW/kg

Communication System: UID 0, WLAN 802.11 (0); Frequency: 5620 MHz;Duty Cycle: 1:1
Medium: 5200/5500/5800 MHz HSL Medium parameters used (interpolated): f = 5620 MHz; σ = 4.969 S/m; ε_r = 34.078; ρ = 1000 kg/m^3
Phantom section: Right Section
DASY4 Configuration:
- Probe: EX3DV4 - SN3995; ConvF(5, 5, 5); Calibrated: 09/05/2014;
- Sensor-Surface: 4mm (Mechanical Surface Detection)
- Electronics: DAE3 Sn450; Calibrated: 16/09/2014
- Phantom: SAM (20deg probe tilt) with CRP v4.0; Type: QD000P40CC; Serial: TP:xxxx
- ; SEMCAD X Version 14.6.10 (7164)

Configuration/Touch Right/Area Scan (131x111x1): Interpolated grid: dx=1.000 mm, dy=1.000 mm
Maximum value of SAR (interpolated) = 0.417 W/kg

Configuration/Touch Right/Zoom Scan (7x7x12) 2 2 (7x7x12)/Cube 0: Measurement grid: dx=4mm, dy=4mm, dz=2mm
Reference Value = 4.674 V/m; Power Drift = 0.18 dB
Peak SAR (extrapolated) = 1.02 W/kg
SAR(1 g) = 0.299 W/kg; SAR(10 g) = 0.085 W/Kg
Maximum value of SAR (measured) = 0.386 W/kg

This report shall not be reproduced except in full, without the written approval of UL VS Ltd.

031: Front_of_EUT-Body-Worn_Wi-Fi 5GHz_802.11a 6Mbps_CH116
Date: 14/04/2015
DUT: A1429; Sleeve: Linea Pro 5; Sleeve contains FCC ID: YRWDATECSBT301

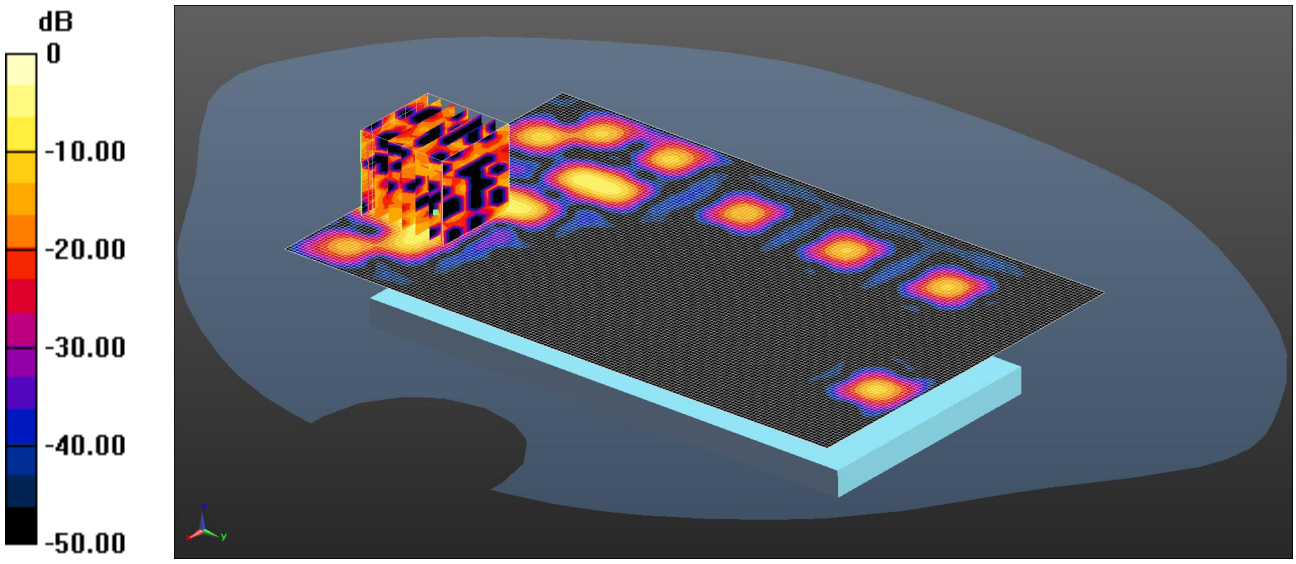

0 dB = 0.134 W/kg = -8.73 dBW/kg

Communication System: UID 0, WLAN 802.11 (0); Frequency: 5580 MHz;Duty Cycle: 1:1
Medium: 5GHz MSL Medium parameters used (interpolated): f = 5580 MHz; σ = 5.848 S/m; ε_r = 47.494; ρ = 1000 kg/m^3
Phantom section: Flat Section
DASY4 Configuration:
- Probe: EX3DV4 - SN3814; ConvF(3.79, 3.79, 3.79); Calibrated: 18/09/2014;
- Sensor-Surface: 4mm (Mechanical Surface Detection)
- Electronics: DAE4 Sn1435; Calibrated: 15/04/2014
- Phantom: SAM (20deg probe tilt) with CRP v4.0; Type: QD000P40CC; Serial: TP:xxxx
- ; SEMCAD X Version 14.6.10 (7164)

Configuration/Back of EUT Facing Phantom/Area Scan (101x161x1): Interpolated grid: dx=1.000 mm, dy=1.000 mm
Maximum value of SAR (interpolated) = 0.150 W/kg

Configuration/Back of EUT Facing Phantom/Zoom Scan (7x7x12) (7x7x12)/Cube 0: Measurement grid: dx=4mm, dy=4mm, dz=2mm
Reference Value = 1.659 V/m; Power Drift = 3.08 dB
Peak SAR (extrapolated) = 1.54 W/kg
SAR(1 g) = 0.097 W/kg; SAR(10 g) = 0.010 W/kg
Maximum value of SAR (measured) = 0.134 W/kg

Note: SAR level measured is very low as equivalent to noise floor.

This report shall not be reproduced except in full, without the written approval of UL VS Ltd.

032: Touch_Right_Wi-Fi 5GHz_802.11a_6Mbps_CH157
Date: 15/04/2015
DUT: A1429; Sleeve: Linea Pro 5; Sleeve contains FCC ID: YRWDATECSBT301

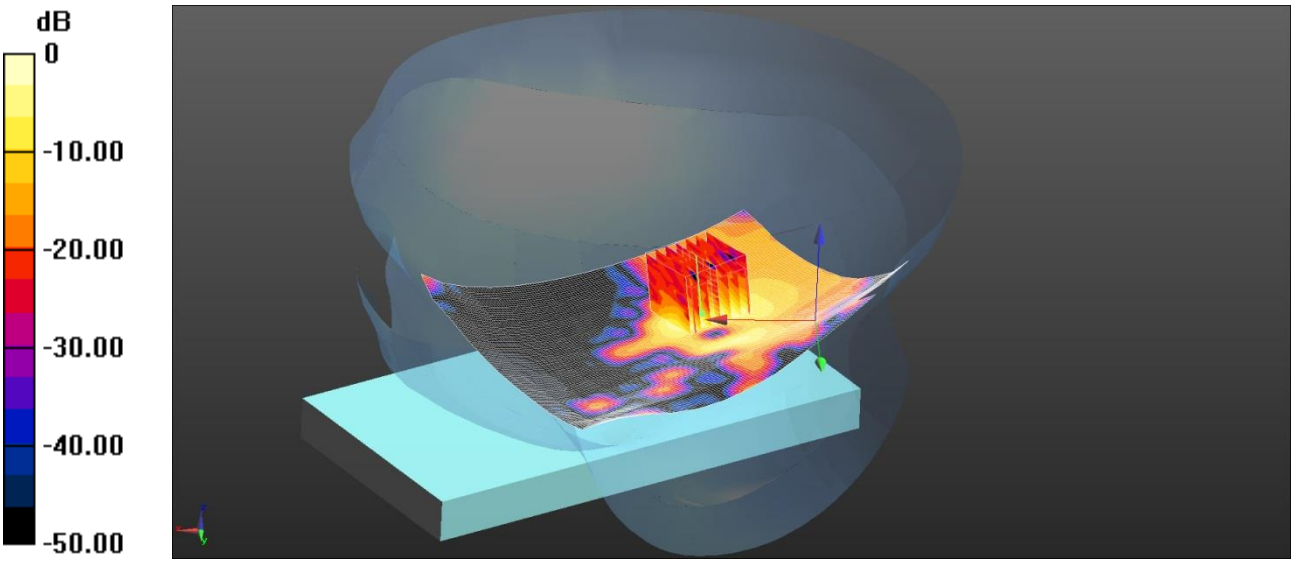

0 dB = 0.377 W/kg = -4.24 dBW/kg

Communication System: UID 0, WLAN 802.11 (0); Frequency: 5785 MHz;Duty Cycle: 1:1
Medium: 5200/5500/5800 MHz HSL Medium parameters used (interpolated): f = 5785 MHz; σ = 5.128 S/m; ε_r = 33.833; ρ = 1000 kg/m^3
Phantom section: Right Section
DASY4 Configuration:
- Probe: EX3DV4 - SN3995; ConvF(5.06, 5.06, 5.06); Calibrated: 09/05/2014;
- Sensor-Surface: 4mm (Mechanical Surface Detection)
- Electronics: DAE3 Sn450; Calibrated: 16/09/2014
- Phantom: SAM (20deg probe tilt) with CRP v4.0; Type: QD000P40CC; Serial: TP:xxxx
- ; SEMCAD X Version 14.6.10 (7164)

Configuration/Touch Right/Area Scan (131x111x1): Interpolated grid: dx=1.000 mm, dy=1.000 mm
Maximum value of SAR (interpolated) = 0.402 W/kg

Configuration/Touch Right/Zoom Scan (7x7x12) 2 2 (7x7x12)/Cube 0: Measurement grid: dx=4mm, dy=4mm, dz=2mm
Reference Value = 4.245 V/m; Power Drift = -0.02 dB
Peak SAR (extrapolated) = 1.30 W/kg
SAR(1 g) = 0.302 W/kg; SAR(10 g) = 0.079 W/kg
Maximum value of SAR (measured) = 0.377 W/kg

This report shall not be reproduced except in full, without the written approval of UL VS Ltd.

033: Front_of_EUT-Body-Worn_Wi-Fi 5GHz_802.11a 6Mbps_CH149
Date: 14/04/2015
DUT: A1429; Sleeve: Linea Pro 5; Sleeve contains FCC ID: YRWDATECSBT301

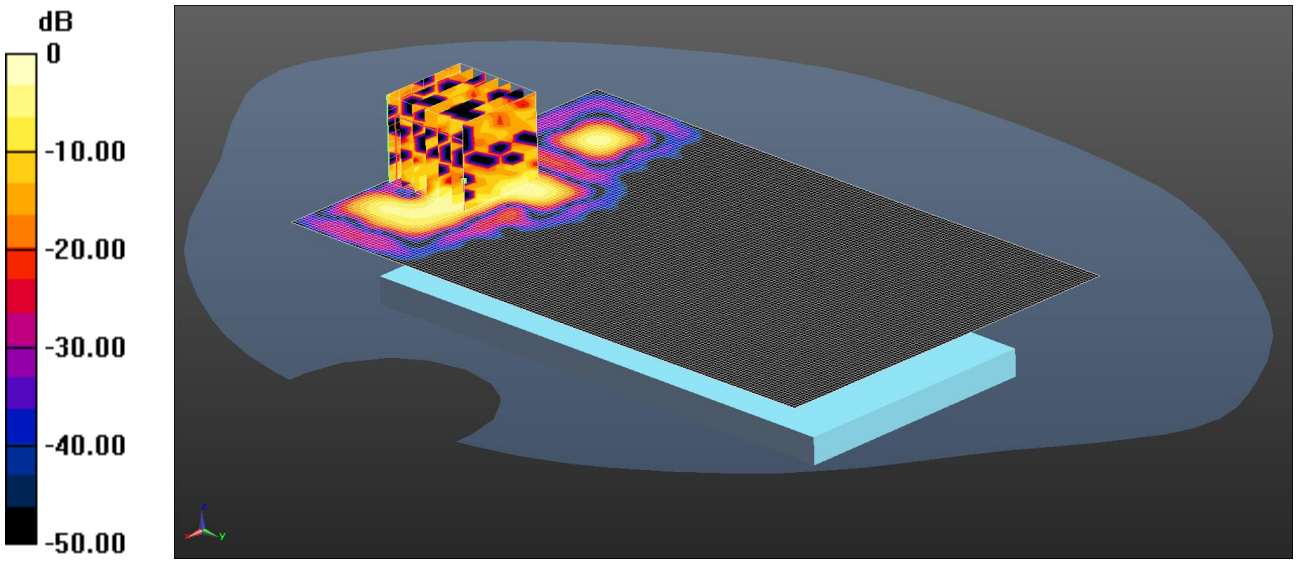

0 dB = 0.0507 W/kg = -12.95 dBW/kg

Communication System: UID 0, WLAN 802.11 (0); Frequency: 5745 MHz;Duty Cycle: 1:1
Medium: 5GHz MSL Medium parameters used (interpolated): f = 5745 MHz; σ = 6.122 S/m; ε_r = 47.066; ρ = 1000 kg/m^3
Phantom section: Flat Section
DASY4 Configuration:
- Probe: EX3DV4 - SN3814; ConvF(4.06, 4.06, 4.06); Calibrated: 18/09/2014;
- Sensor-Surface: 4mm (Mechanical Surface Detection)
- Electronics: DAE4 Sn1435; Calibrated: 15/04/2014
- Phantom: SAM (20deg probe tilt) with CRP v4.0; Type: QD000P40CC; Serial: TP:xxxx
- ; SEMCAD X Version 14.6.10 (7164)

Configuration/Back of EUT Facing Phantom/Area Scan (101x161x1): Interpolated grid: dx=1.000 mm, dy=1.000 mm
Maximum value of SAR (interpolated) = 0.0474 W/kg
Configuration/Back of EUT Facing Phantom/Zoom Scan (7x7x12) (7x7x12)/Cube 0: Measurement grid: dx=4mm, dy=4mm, dz=2mm
Reference Value = 1.358 V/m; Power Drift = 0.06 dB
Peak SAR (extrapolated) = 1.62 W/kg
SAR(1 g) = 0.158 W/kg; SAR(10 g) = 0.030 W/kg
Maximum value of SAR (measured) = 0.0507 W/kg

This report shall not be reproduced except in full, without the written approval of UL VS Ltd.

034: Back of EUT-Body-Worn_Bluetooth_1Mbps_CH39
Date: 29/04/2015
DUT: A1429; Sleeve: Linea Pro 5; Sleeve contains FCC ID: YRWDATECSBT301

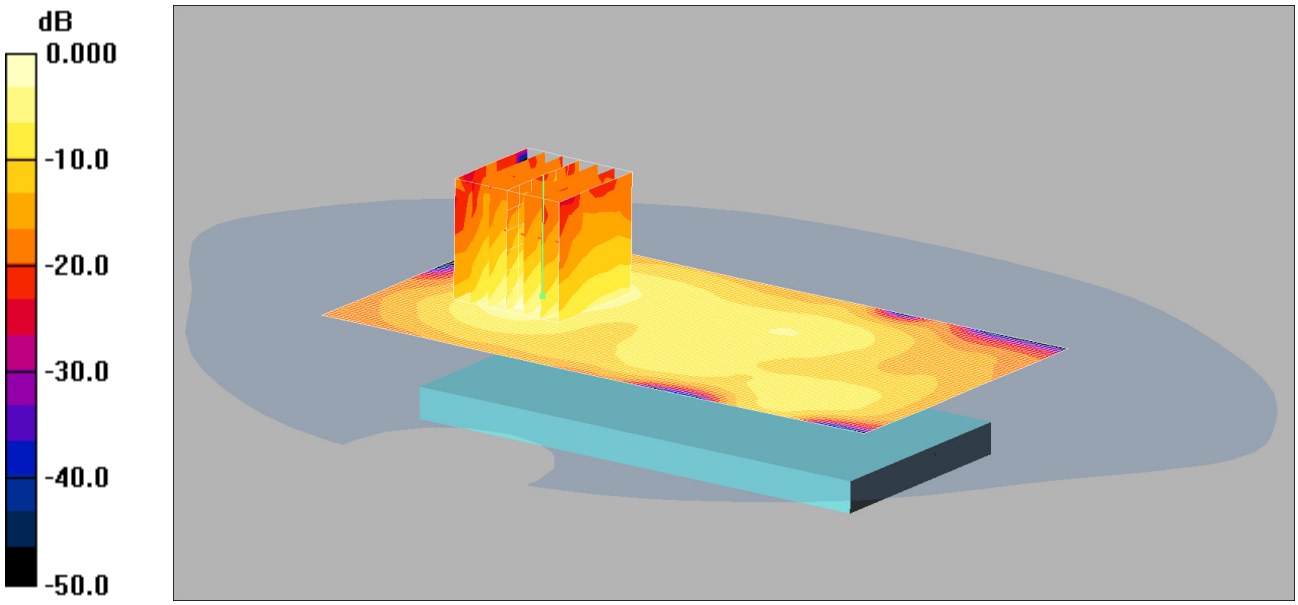

0 dB = 0.045mW/g

Communication System: Bluetooth; Frequency: 2441 MHz;Duty Cycle: 1:1
Medium: 2450 MHz MSL Medium parameters used (interpolated): f = 2441 MHz; σ = 1.94 mho/m; εr = 52; ρ = 1000 kg/m3
Phantom section: Flat Section
DASY4 Configuration:
- Probe: ET3DV6 - SN1529; ConvF(3.95, 3.95, 3.95);
- Sensor-Surface: 4mm (Mechanical Surface Detection)
- Electronics: DAE3 Sn394; Calibrated: 16/05/2014
- Phantom: SAM 12b (Site 56); Type: SAM 4.0; Serial: TP:1192
- Measurement SW: DASY4, V4.6 Build 19; Postprocessing SW: SEMCAD, V1.8 Build 159

Back - Middle/Area Scan (71x131x1): Measurement grid: dx=12mm, dy=12mm
Maximum value of SAR (interpolated) = 0.042 mW/g
Back - Middle/Zoom Scan (7x7x7) (7x7x7)/Cube 0: Measurement grid: dx=5mm, dy=5mm, dz=5mm
Reference Value = 3.89 V/m; Power Drift = -0.010 dB
Peak SAR (extrapolated) = 0.092 W/kg
SAR(1 g) = 0.039 mW/g; SAR(10 g) = 0.016 mW/g
Maximum value of SAR (measured) = 0.045 mW/g

Note: SAR level measured is very low, equivalent to noise floor.

This report shall not be reproduced except in full, without the written approval of UL VS Ltd.