11. SETUP PHOTOS

Without iPhone

RADIATED AND LINE CONDUCTED EMISSIONS MEASUREMENT SETUP	
	
RADIATED FRONT PHOTO (BELOW 30 MHz)	RADIATED BACK PHOTO (BELOW 30 MHz)
RADIATED FRONT PHOTO (BELOW 1 GHz)	RADIATED BACK PHOTO (BELOW 1 GHz)
LINE CONDUCTED EMISSIONS (FRONT)	LINE CONDUCTED EMISSIONS (BACK)

This report shall not be reproduced except in full, without the written approval of UL Verification Services Inc.

RADIATED EMISSIONS MEASUREMENT CONFIGURATION AND FREQUENCY TOLERANCE OVER EXTREME CONDITIONS

X-AXIS ORIENTATION



Y-AXIS ORIENTATION

Z-AXIS ORIENTATION

FREQUENCY TOLERANCE OVER EXTREME CONDITIONS

UL VERIFICATION SERVICES INC. FORM NO: CCSUP4701I
47173 BENICIA STREET, FREMONT, CA 94538, USA TEL: (510) 771-1000 FAX: (510) 661-0888
This report shall not be reproduced except in full, without the written approval of UL Verification Services Inc.

With iPhone

RADIATED EMISSIONS MEASUREMENT SETUP	
	
RADIATED FRONT PHOTO (BELOW 30 MHz)	RADIATED BACK PHOTO (BELOW 30 MHz)
RADIATED FRONT PHOTO (BELOW 1 GHz)	RADIATED BACK PHOTO (BELOW 1 GHz)

This report shall not be reproduced except in full, without the written approval of UL Verification Services Inc.

RADIATED EMISSIONS MEASUREMENT CONFIGURATION	
X-AXIS ORIENTATION	Y-AXIS ORIENTATION
Z-AXIS ORIENTATION	

END OF REPORT

UL VERIFICATION SERVICES INC. FORM NO: CCSUP4701I
47173 BENICIA STREET, FREMONT, CA 94538, USA TEL: (510) 771-1000 FAX: (510) 661-0888
This report shall not be reproduced except in full, without the written approval of UL Verification Services Inc.