APPENDIX 3: Photographs of test setup

Conducted Emission

Front

Side



Radiated Spurious Emission

Front



Rear (Below 1 GHz)



Rear (Above 1 GHz)



Pre-Check Worst Case Position

X-axis



Y-axis



Z-axis



Antenna Terminal Conducted Tests



Photo 1



Photo 2

End of Report