AUDIX Technology Corp.
No. 53-11, Dingfu, Linkou, Dist.,
New Taipei City244, Taiwan
Tel: +886 2 26099301
Fax: +886 2 26099303

TABLE OF CONTENTS

A.1 CONDUCTED EMISSION 2
A.2 RADIATED EMISSION 4
A.2.1 Emissions within Restricted Frequency Bands 4
A.2.2 Emissions outside the frequency band: 12
A.2.3 Emissions in Non-restricted Frequency Bands: 13
A.3 20dB BANDWIDTH 14
A.3.1 6dB Bandwidth Result 14
A.3.2 Measurement Plots 15
A.4 CARRIER FREQUENCY SEPARATION 16
A.5 TIME OF OCCUPANCY 17
A.5.1 Time of Occupancy 17
A.6 NUMBER OF HOPPING CHANNELS 19
A.7 MAXIMUM PEAK OUTPUT POWER 20
A.7.1 Maximum Peak Output Power 20
A.7.2 Measurement Plots 21
A.8 EMISSION LIMITATIONS MEASUREMENT 22
A.8.1 Band Edge 22
A.8.2 Spurious Emission 23

This test report may be reproduced in full only. The document may only be updated by Audix Technology Corp. personnel. Any changes will be noted in the Document History section of the report.

AUDIX Technology Corp.
No. 53-11, Dingfu, Linkou, Dist.,
New Taipei City244, Taiwan

Tel: +886 2 26099301
Fax: +886 2 26099303

A.1 CONDUCTED EMISSION

Test Date	2017/10/03	Temp./Hum.	26℃/54%
Test Voltage	AC 120V, 60Hz		

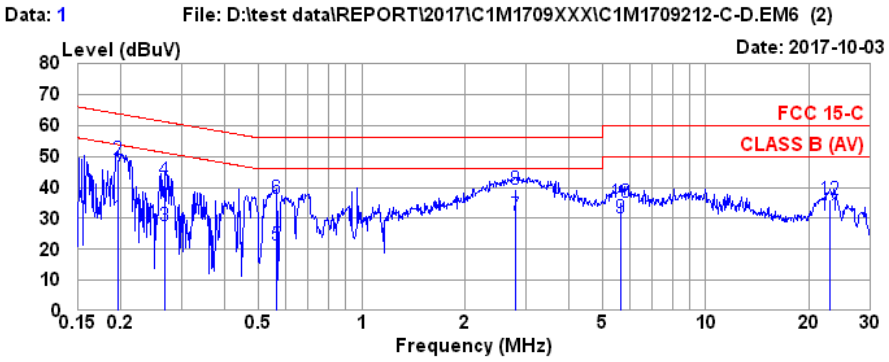


```
Site no.      : No.7 Shielded Room          Data no.  : 1
Condition     : ESH2-Z5 366(ADAPTER)        Phase     : LINE
Limit         : FCC 15-C
Env. / Ins.   : 26*C / 54% ESCI(1276)       Engineer  : Nick Du
EUT           : M-CC2BRS
Power Rating  : 120Vac/60Hz
Test Mode     : Operaing
```

	Freq. (MHz)	AMN Factor (dB)	Cable Loss (dB)	Pulse Att. (dB)	Reading (dBµV)	Emission Level (dBµV)	Limits (dBµV)	Margin (dB)	Remark
1	0.195	0.16	0.04	9.86	20.09	30.15	53.80	23.65	Average
2	0.195	0.16	0.04	9.86	38.94	49.00	63.80	14.80	QP
3	0.269	0.17	0.04	9.86	17.41	27.48	51.16	23.68	Average
4	0.269	0.17	0.04	9.86	32.41	42.48	61.16	18.68	QP
5	0.567	0.19	0.04	9.86	11.47	21.56	46.00	24.44	Average
6	0.567	0.19	0.04	9.86	26.40	36.49	56.00	19.51	QP
7	2.809	0.29	0.14	9.87	20.91	31.21	46.00	14.79	Average
8	2.809	0.29	0.14	9.87	29.00	39.30	56.00	16.70	QP
9	5.653	0.42	0.18	9.87	19.70	30.17	50.00	19.83	Average
10	5.653	0.42	0.18	9.87	24.72	35.19	60.00	24.81	QP
11	22.896	1.18	0.32	9.96	19.72	31.18	50.00	18.82	Average
12	22.896	1.18	0.32	9.96	24.67	36.13	60.00	23.87	QP

Remarks: 1. Emission Level= AMN Factor + Cable Loss + Pulse Att. + Reading.
2. If the average limit is met when useing a quasi-peak detector, the EUT shall be deemed to meet both limits and measurement with average detector is unnecessary.

This test report may be reproduced in full only. The document may only be updated by Audix Technology Corp. personnel. Any changes will be noted in the Document History section of the report.

AUDIX Technology Corp.
No. 53-11, Dingfu, Linkou, Dist.,
New Taipei City244, Taiwan

Tel: +886 2 26099301
Fax: +886 2 26099303

Test Date	2017/10/03	Temp./Hum.	26℃/54%
Test Voltage	AC 120V, 60Hz		

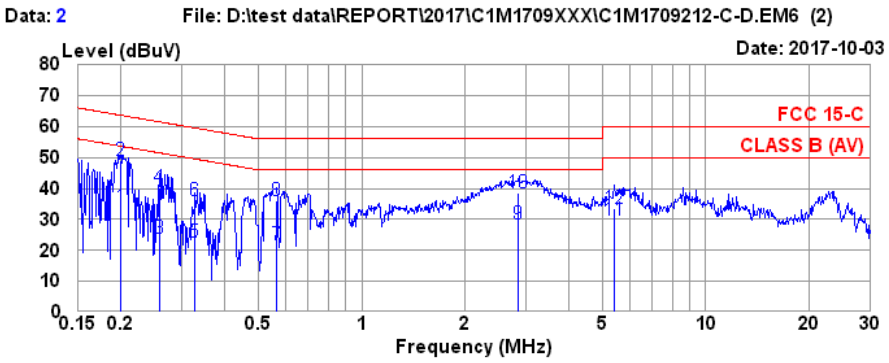

Site no. : No.7 Shielded Room
Condition : ESH2-Z5 366(ADAPTER)
Limit : FCC 15-C
Env. / Ins. : 26*C / 54% ESCI(1276)
EUT : M-CC2BRS
Power Rating : 120Vac/60Hz
Test Mode : Operaing

Data no. : 2
Phase : NEUTRAL
Engineer : Nick Du

	Freq. (MHz)	AMN Factor (dB)	Cable Loss (dB)	Pulse Att. (dB)	Reading (dBµV)	Emission Level (dBµV)	Limits (dBµV)	Margin (dB)	Remark
1	0.199	0.17	0.04	9.86	24.00	34.07	53.67	19.60	Average
2	0.199	0.17	0.04	9.86	38.82	48.89	63.67	14.78	QP
3	0.259	0.18	0.04	9.86	13.88	23.96	51.47	27.51	Average
4	0.259	0.18	0.04	9.86	30.15	40.23	61.47	21.24	QP
5	0.329	0.18	0.04	9.86	12.40	22.48	49.49	27.01	Average
6	0.329	0.18	0.04	9.86	25.76	35.84	59.49	23.65	QP
7	0.567	0.20	0.04	9.86	11.83	21.93	46.00	24.07	Average
8	0.567	0.20	0.04	9.86	25.92	36.02	56.00	19.98	QP
9	2.854	0.29	0.14	9.87	18.35	28.65	46.00	17.35	Average
10	2.854	0.29	0.14	9.87	28.44	38.74	56.00	17.26	QP
11	5.419	0.39	0.18	9.87	19.29	29.73	50.00	20.27	Average
12	5.419	0.39	0.18	9.87	23.27	33.71	60.00	26.29	QP

Remarks: 1. Emission Level= AMN Factor + Cable Loss + Pulse Att. + Reading.
2. If the average limit is met when useing a quasi-peak detector, the EUT shall be deemed to meet both limits and measurement with average detector is unnecessary.

This test report may be reproduced in full only. The document may only be updated by Audix Technology Corp. personnel. Any changes will be noted in the Document History section of the report.

AUDIX Technology Corp.
No. 53-11, Dingfu, Linkou, Dist.,
New Taipei City244, Taiwan
Tel: +886 2 26099301
Fax: +886 2 26099303

A.2 RADIATED EMISSION

Test Date	2017/10/03	Temp./Hum.	23℃/53%
Test Voltage	AC 120V, 60Hz		

A.2.1 Emissions within Restricted Frequency Bands

A.2.1.1 Frequency 9kHz~30MHz

The emissions (9kHz~30MHz) not reported for there is no emission be found.

A.2.1.2 Frequency Below 1 GHz

Mode	GFSK	Frequency	TX 2402MHz

Antenna at Horizontal Polarization

Emission Frequency (MHz)	Antenna Factor (dB/m)	Cable Loss (dB)	Meter Reading (dBμV)	Emission Level (dBμV/m)	Limits (dBμV/m)	Margin (dB)	Detector
216.24	16.92	3.50	14.16	34.58	46.00	11.42	Peak
365.62	21.25	5.16	14.21	40.62	46.00	5.38	Peak
577.08	24.32	6.68	1.07	32.07	46.00	13.93	Peak
971.87	27.56	8.65	2.67	38.88	54.00	15.12	Peak

Antenna at Vertical Polarization

Emission Frequency (MHz)	Antenna Factor (dB/m)	Cable Loss (dB)	Meter Reading (dBμV)	Emission Level (dBμV/m)	Limits (dBμV/m)	Margin (dB)	Detector
270.56	19.30	4.02	5.41	28.73	46.00	17.27	Peak
455.83	22.70	6.07	2.88	31.65	46.00	14.35	Peak
672.14	24.81	7.00	5.26	37.07	46.00	8.93	Peak
965.08	27.49	8.61	4.33	40.43	54.00	13.57	Peak

This test report may be reproduced in full only. The document may only be updated by Audix Technology Corp. personnel. Any changes will be noted in the Document History section of the report.

AUDIX Technology Corp.
No. 53-11, Dingfu, Linkou, Dist.,
New Taipei City244, Taiwan
Tel: +886 2 26099301
Fax: +886 2 26099303

Mode	GFSK	Frequency	TX 2441MHz

Antenna at Horizontal Polarization

Emission Frequency (MHz)	Antenna Factor (dB/m)	Cable Loss (dB)	Meter Reading (dBμV)	Emission Level (dBμV/m)	Limits (dBμV/m)	Margin (dB)	Detector
144.46	17.47	2.77	6.85	27.09	43.50	16.41	Peak
332.64	20.40	4.75	11.53	36.68	46.00	9.32	Peak
527.61	23.60	6.52	2.63	32.75	46.00	13.25	Peak
954.41	27.39	8.54	2.99	38.92	46.00	7.08	Peak

Antenna at Vertical Polarization

Emission Frequency (MHz)	Antenna Factor (dB/m)	Cable Loss (dB)	Meter Reading (dBμV)	Emission Level (dBμV/m)	Limits (dBμV/m)	Margin (dB)	Detector
143.49	17.55	2.76	12.57	32.88	43.50	10.62	Peak
216.24	16.92	3.50	7.70	28.12	46.00	17.88	Peak
503.36	23.20	6.43	5.64	35.27	46.00	10.73	Peak
792.42	25.86	7.57	3.36	36.79	46.00	9.21	Peak

This test report may be reproduced in full only. The document may only be updated by Audix Technology Corp. personnel. Any changes will be noted in the Document History section of the report.

AUDIX Technology Corp.
No. 53-11, Dingfu, Linkou, Dist.,
New Taipei City244, Taiwan
Tel: +886 2 26099301
Fax: +886 2 26099303

Mode	GFSK	Frequency	TX 2480MHz

Antenna at Horizontal Polarization

Emission Frequency (MHz)	Antenna Factor (dB/m)	Cable Loss (dB)	Meter Reading (dBμV)	Emission Level (dBμV/m)	Limits (dBμV/m)	Margin (dB)	Detector
326.82	20.25	4.68	7.43	32.36	46.00	13.64	Peak
468.44	22.83	6.17	5.64	34.64	46.00	11.36	Peak
672.14	24.81	7.00	1.64	33.45	46.00	12.55	Peak
924.34	27.08	8.35	1.66	37.09	46.00	8.91	Peak

Antenna at Vertical Polarization

Emission Frequency (MHz)	Antenna Factor (dB/m)	Cable Loss (dB)	Meter Reading (dBμV)	Emission Level (dBμV/m)	Limits (dBμV/m)	Margin (dB)	Detector
95.96	16.75	2.22	11.37	30.34	43.50	13.16	Peak
216.24	16.92	3.50	13.79	34.21	46.00	11.79	Peak
436.43	22.49	5.90	8.26	36.65	46.00	9.35	Peak
835.10	26.25	7.82	7.28	41.35	46.00	4.65	Peak

This test report may be reproduced in full only. The document may only be updated by Audix Technology Corp. personnel. Any changes will be noted in the Document History section of the report.

AUDIX Technology Corp.
No. 53-11, Dingfu, Linkou, Dist.,
New Taipei City244, Taiwan

Tel: +886 2 26099301
Fax: +886 2 26099303

The duty cycle factor for calculate average level is -28.613dB, and average limit is 20dB below peak limit, so if peak measured level comply with average limit, the average level was deemed to comply with average limit.

Duty cycle factor = 20log(Dwell time/100ms)= -28.613dB

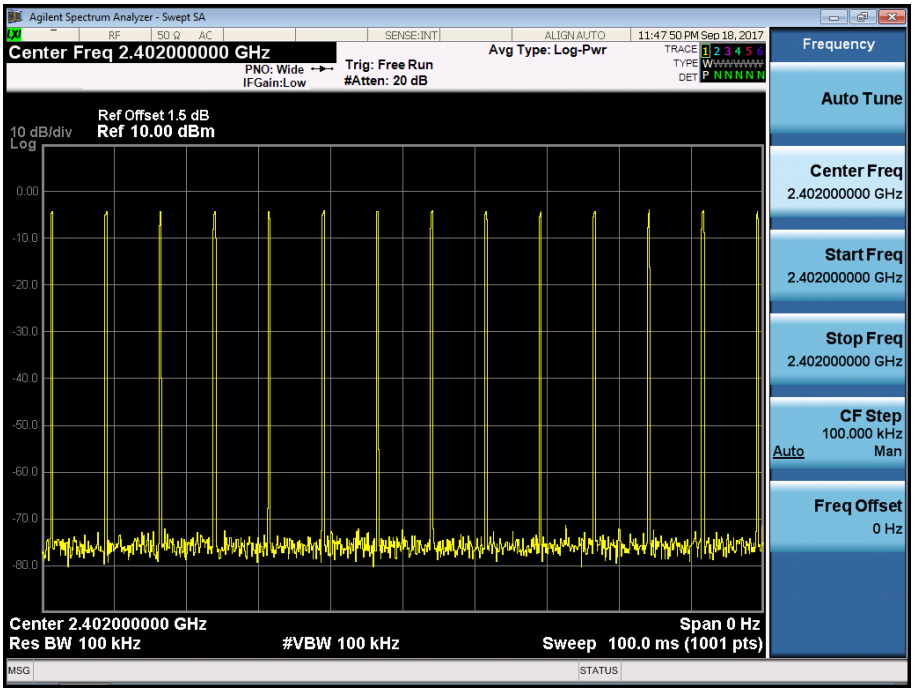

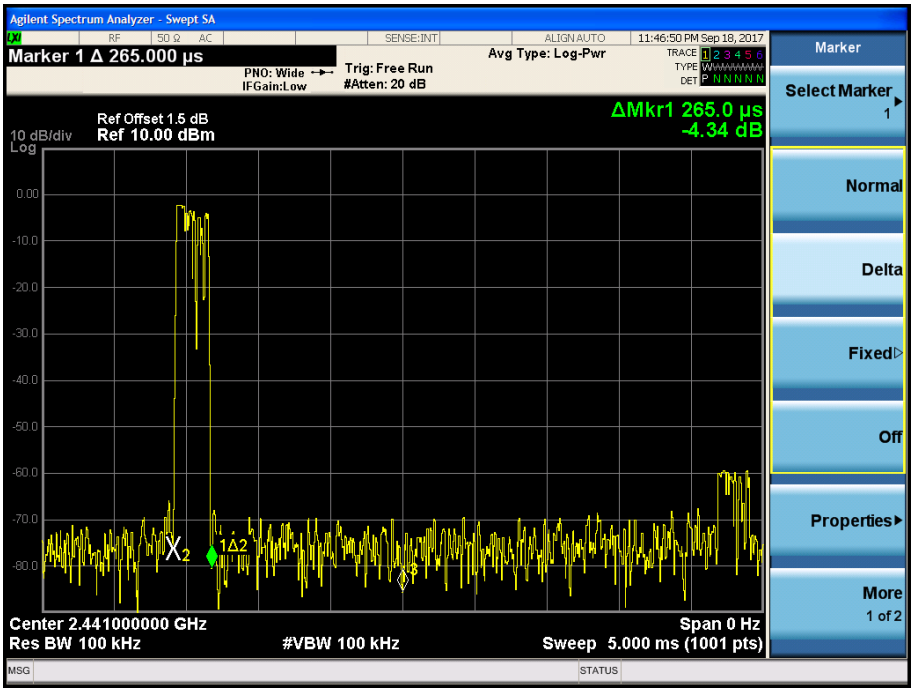

This test report may be reproduced in full only. The document may only be updated by Audix Technology Corp. personnel. Any changes will be noted in the Document History section of the report.

AUDIX Technology Corp.
No. 53-11, Dingfu, Linkou, Dist.,
New Taipei City244, Taiwan

Tel: +886 2 26099301
Fax: +886 2 26099303

A.2.1.3 Frequency Above 1 GHz to 10th harmonics

Band Edge:

Mode	GFSK	Frequency	TX 2402MHz

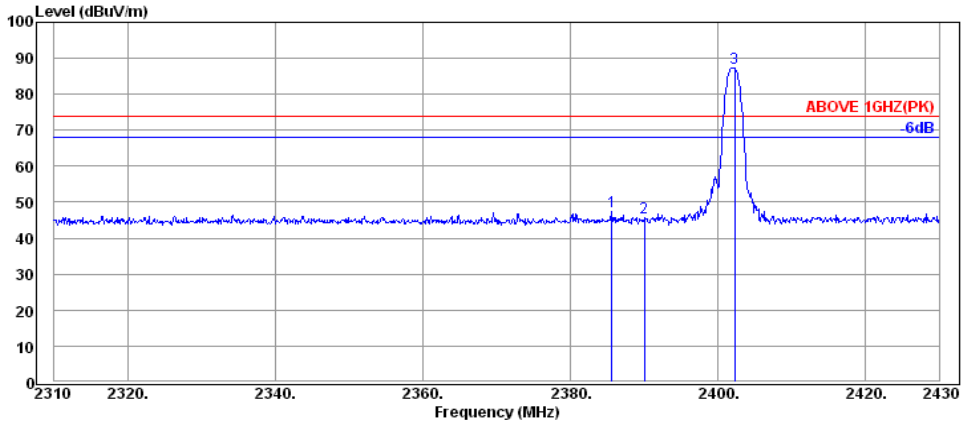

Antenna at Horizontal Polarization

Emission Frequency (MHz)	Antenna Factor (dB/m)	Cable Loss (dB)	Meter Reading (dBμV)	Emission Level (dBμV/m)	Limits (dBμV/m)	Margin (dB)	Detector
2385.60	32.16	6.57	8.75	47.48	74.00	26.52	Peak
2390.04	32.16	6.57	6.89	45.62	74.00	28.38	Peak
2402.28	32.16	6.57	48.57	87.30	---	---	Peak

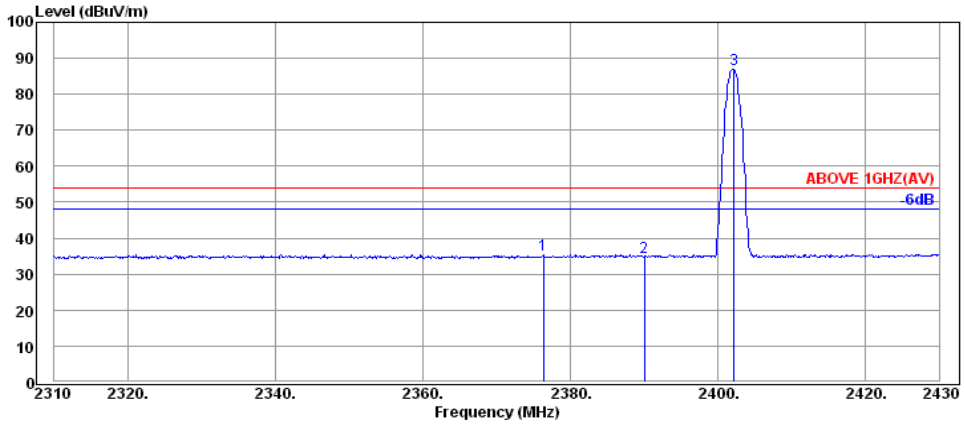

Antenna at Horizontal Polarization

Emission Frequency (MHz)	Antenna Factor (dB/m)	Cable Loss (dB)	Meter Reading (dBμV)	Emission Level (dBμV/m)	Limits (dBμV/m)	Margin (dB)	Detector
2376.36	32.13	6.55	-3.17	35.51	54.00	18.49	Average
2390.04	32.16	6.57	-3.94	34.79	54.00	19.21	Average
2402.16	32.16	6.57	48.14	86.87	---	---	Average

This test report may be reproduced in full only. The document may only be updated by Audix Technology Corp. personnel. Any changes will be noted in the Document History section of the report.

AUDIX Technology Corp.
No. 53-11, Dingfu, Linkou, Dist.,
New Taipei City244, Taiwan
Tel: +886 2 26099301
Fax: +886 2 26099303

Mode	GFSK	Frequency	TX 2402MHz

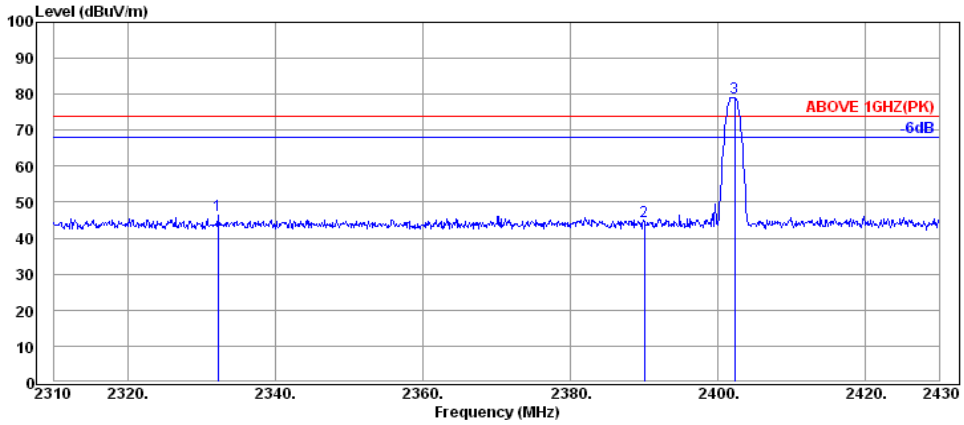

Antenna at Vertical Polarization

Emission Frequency (MHz)	Antenna Factor (dB/m)	Cable Loss (dB)	Meter Reading (dBμV)	Emission Level (dBμV/m)	Limits (dBμV/m)	Margin (dB)	Detector
2332.20	32.06	6.49	7.91	46.46	74.00	27.54	Peak
2390.04	32.16	6.57	6.00	44.73	74.00	29.27	Peak
2402.28	32.16	6.57	40.48	79.21	---	---	Peak

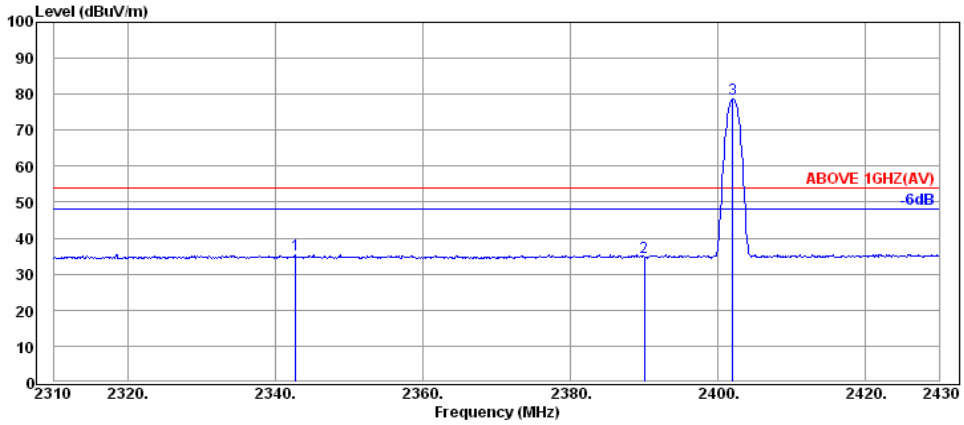

Antenna at Vertical Polarization

Emission Frequency (MHz)	Antenna Factor (dB/m)	Cable Loss (dB)	Meter Reading (dBμV)	Emission Level (dBμV/m)	Limits (dBμV/m)	Margin (dB)	Detector
2342.76	32.08	6.51	-3.17	35.42	54.00	18.58	Average
2390.04	32.16	6.57	-4.02	34.71	54.00	19.29	Average
2402.04	32.16	6.57	39.97	78.70	---	---	Average

This test report may be reproduced in full only. The document may only be updated by Audix Technology Corp. personnel. Any changes will be noted in the Document History section of the report.

AUDIX Technology Corp.
No. 53-11, Dingfu, Linkou, Dist.,
New Taipei City244, Taiwan
Tel: +886 2 26099301
Fax: +886 2 26099303

Mode	GFSK	Frequency	TX 2480MHz

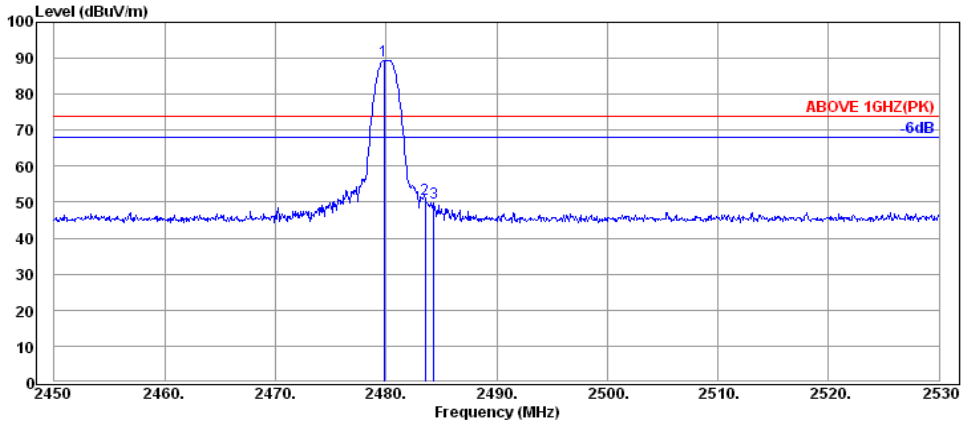

Antenna at Horizontal Polarization

Emission Frequency (MHz)	Antenna Factor (dB/m)	Cable Loss (dB)	Meter Reading (dBμV)	Emission Level (dBμV/m)	Limits (dBμV/m)	Margin (dB)	Detector
2479.84	32.28	6.67	50.55	89.50	---	---	Peak
2483.52	32.28	6.67	12.05	51.00	74.00	23.00	Peak
2484.32	32.28	6.67	11.00	49.95	74.00	24.05	Peak

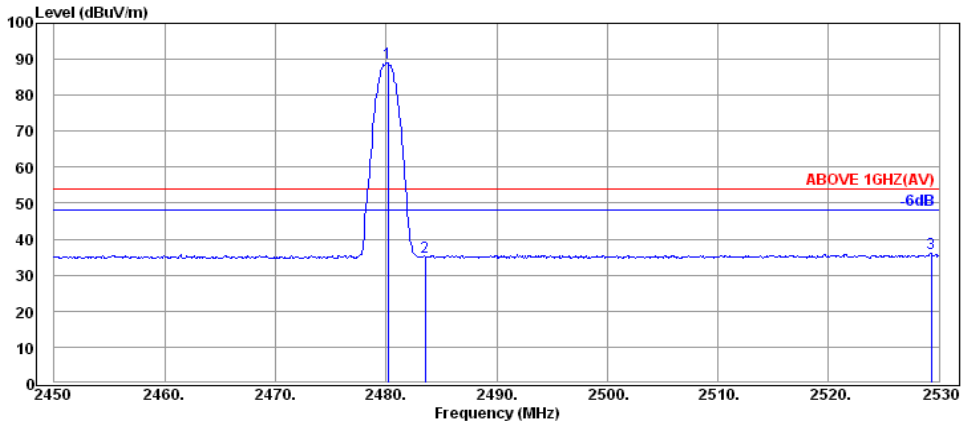

Antenna at Horizontal Polarization

Emission Frequency (MHz)	Antenna Factor (dB/m)	Cable Loss (dB)	Meter Reading (dBμV)	Emission Level (dBμV/m)	Limits (dBμV/m)	Margin (dB)	Detector
2480.16	32.28	6.67	50.14	89.09	---	---	Average
2483.52	32.28	6.67	-3.76	35.19	54.00	18.81	Average
2529.28	32.34	6.74	-2.92	36.16	54.00	17.84	Average

This test report may be reproduced in full only. The document may only be updated by Audix Technology Corp. personnel. Any changes will be noted in the Document History section of the report.

AUDIX Technology Corp.
No. 53-11, Dingfu, Linkou, Dist.,
New Taipei City244, Taiwan
Tel: +886 2 26099301
Fax: +886 2 26099303

Mode	GFSK	Frequency	TX 2480MHz

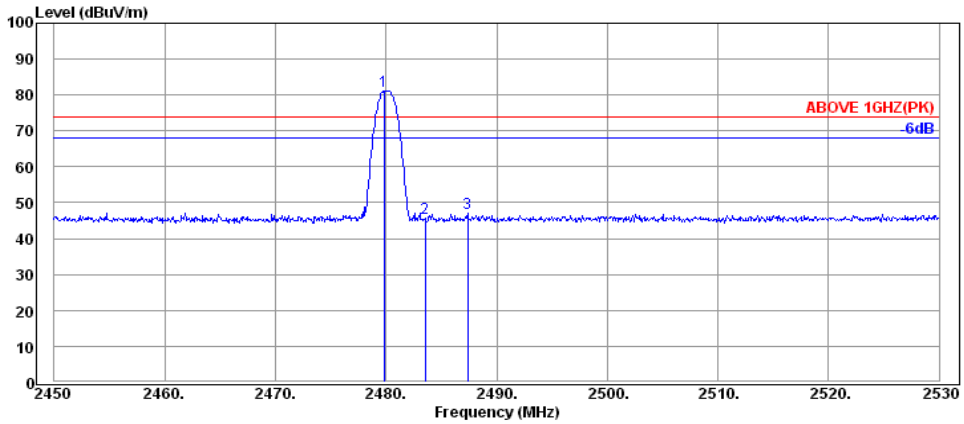

Antenna at Vertical Polarization

Emission Frequency (MHz)	Antenna Factor (dB/m)	Cable Loss (dB)	Meter Reading (dBμV)	Emission Level (dBμV/m)	Limits (dBμV/m)	Margin (dB)	Detector
2479.84	32.28	6.67	42.31	81.26	---	---	Peak
2483.52	32.28	6.67	6.70	45.65	74.00	28.35	Peak
2487.36	32.28	6.67	8.28	47.23	74.00	26.77	Peak

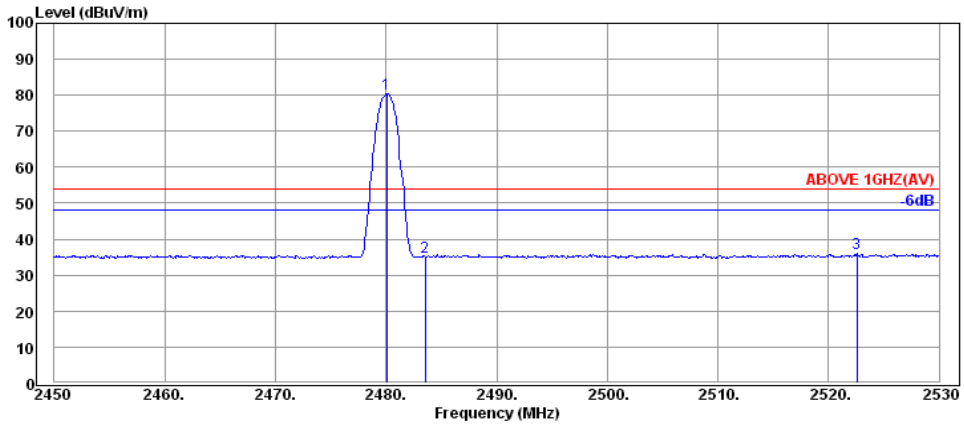

Antenna at Vertical Polarization

Emission Frequency (MHz)	Antenna Factor (dB/m)	Cable Loss (dB)	Meter Reading (dBμV)	Emission Level (dBμV/m)	Limits (dBμV/m)	Margin (dB)	Detector
2480.08	32.28	6.67	41.43	80.38	54.00	---	Average
2483.52	32.28	6.67	-3.80	35.15	54.00	18.85	Average
2522.56	32.34	6.74	-3.14	35.94	54.00	18.06	Average

This test report may be reproduced in full only. The document may only be updated by Audix Technology Corp. personnel. Any changes will be noted in the Document History section of the report.

AUDIX Technology Corp.
No. 53-11, Dingfu, Linkou, Dist.,
New Taipei City244, Taiwan
Tel: +886 2 26099301
Fax: +886 2 26099303

A.2.2 Emissions outside the frequency band:

The emissions (up to 25GHz) not reported for there is no emission be found.

Mode	GFSK	Frequency	TX 2402MHz

Antenna at Horizontal Polarization

Emission Frequency (MHz)	Antenna Factor (dB/m)	Cable Loss (dB)	Meter Reading (dBμV)	Emission Level (dBμV/m)	Limits (dBμV/m)	Margin (dB)	Detector
4805.00	34.22	9.54	-1.11	42.65	54.00	11.35	Peak
7205.00	35.80	11.80	-1.43	46.17	54.00	7.83	Peak

Antenna at Vertical Polarization

Emission Frequency (MHz)	Antenna Factor (dB/m)	Cable Loss (dB)	Meter Reading (dBμV)	Emission Level (dBμV/m)	Limits (dBμV/m)	Margin (dB)	Detector
4805.00	34.22	9.54	-0.60	43.16	54.00	10.84	Peak
7205.00	35.80	11.80	-0.68	46.92	54.00	7.08	Peak

Mode	GFSK	Frequency	TX 2441MHz

Antenna at Horizontal Polarization

Emission Frequency (MHz)	Antenna Factor (dB/m)	Cable Loss (dB)	Meter Reading (dBμV)	Emission Level (dBμV/m)	Limits (dBμV/m)	Margin (dB)	Detector
4880.00	34.25	9.56	0.08	43.89	54.00	10.11	Peak
7325.00	35.80	11.92	-1.45	46.27	54.00	7.73	Peak

Antenna at Vertical Polarization

Emission Frequency (MHz)	Antenna Factor (dB/m)	Cable Loss (dB)	Meter Reading (dBμV)	Emission Level (dBμV/m)	Limits (dBμV/m)	Margin (dB)	Detector
4880.00	34.25	9.56	-0.60	43.21	54.00	10.79	Peak
7325.00	35.80	11.92	-0.36	47.36	54.00	6.64	Peak

This test report may be reproduced in full only. The document may only be updated by Audix Technology Corp. personnel. Any changes will be noted in the Document History section of the report.

AUDIX Technology Corp.
No. 53-11, Dingfu, Linkou, Dist.,
New Taipei City244, Taiwan
Tel: +886 2 26099301
Fax: +886 2 26099303

Mode	GFSK	Frequency	TX 2480MHz

Antenna at Horizontal Polarization

Emission Frequency (MHz)	Antenna Factor (dB/m)	Cable Loss (dB)	Meter Reading (dBμV)	Emission Level (dBμV/m)	Limits (dBμV/m)	Margin (dB)	Detector
4960.00	34.29	9.60	-1.20	42.69	54.00	11.31	Peak
7440.00	35.80	12.04	-0.68	47.16	54.00	6.84	Peak

Antenna at Vertical Polarization

Emission Frequency (MHz)	Antenna Factor (dB/m)	Cable Loss (dB)	Meter Reading (dBμV)	Emission Level (dBμV/m)	Limits (dBμV/m)	Margin (dB)	Detector
4960.00	34.29	9.60	-0.96	42.93	54.00	11.07	Peak
7440.00	35.80	12.04	0.20	48.04	54.00	5.96	Peak

A.2.3 Emissions in Non-restricted Frequency Bands:

All emission levels below the 15.209 general radiated emissions limits is not required.

This test report may be reproduced in full only. The document may only be updated by Audix Technology Corp. personnel. Any changes will be noted in the Document History section of the report.

AUDIX Technology Corp.
No. 53-11, Dingfu, Linkou, Dist.,
New Taipei City244, Taiwan
Tel: +886 2 26099301
Fax: +886 2 26099303

A.3 20dB BANDWIDTH

Test Date	2017/09/18	Temp./Hum.	23.1℃/53.2%
Test Voltage	AC 120V, 60Hz		

A.3.1 6dB Bandwidth Result

Mode	Centre Frequency (MHz)	20dB Bandwidth (MHz)	2/3 (20dB Bandwidth)
GFSK	2402	0.9560	0.6373
	2441	0.9624	0.6416
	2480	0.9532	0.6355

Remark: The maximum two-thirds of the 20dB bandwidth is the limit for carrier frequency separation presented.

This test report may be reproduced in full only. The document may only be updated by Audix Technology Corp. personnel. Any changes will be noted in the Document History section of the report.

AUDIX Technology Corp.
No. 53-11, Dingfu, Linkou, Dist.,
New Taipei City244, Taiwan

Tel: +886 2 26099301
Fax: +886 2 26099303

A.3.2 Measurement Plots

Mode: GFSK	
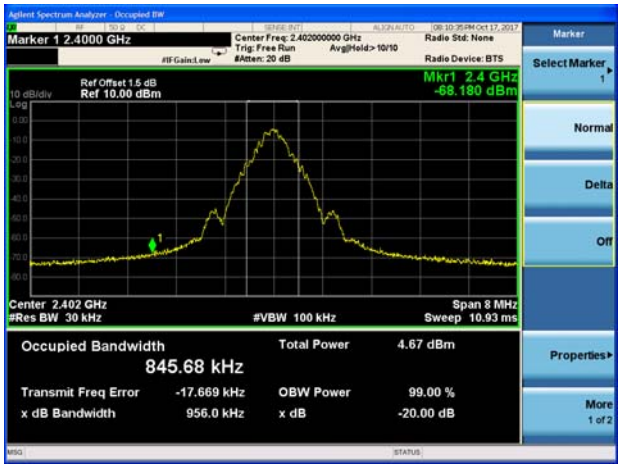	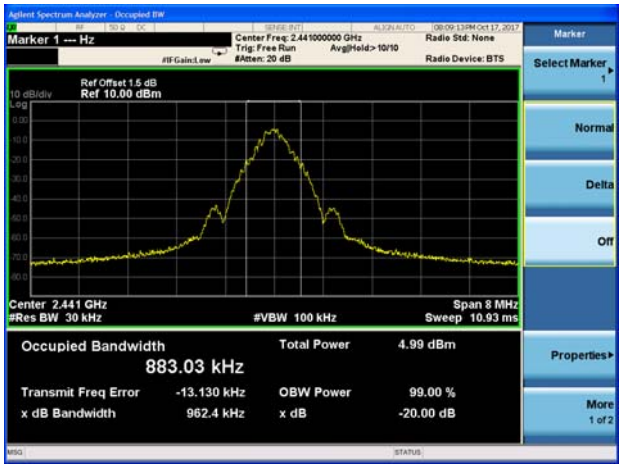
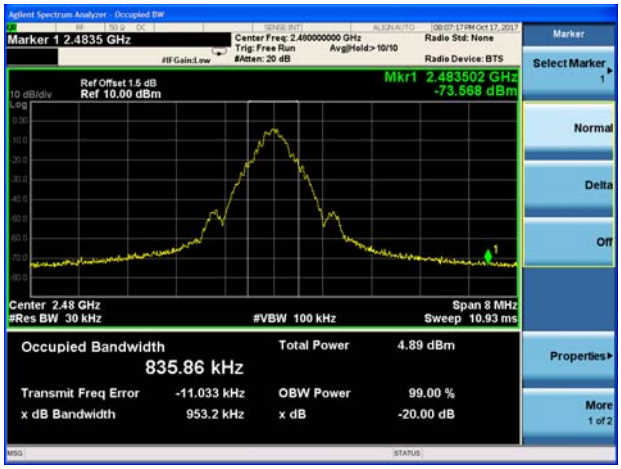	

This test report may be reproduced in full only. The document may only be updated by Audix Technology Corp. personnel. Any changes will be noted in the Document History section of the report.

AUDIX Technology Corp.
No. 53-11, Dingfu, Linkou, Dist.,
New Taipei City244, Taiwan

Tel: +886 2 26099301
Fax: +886 2 26099303

A.4 CARRIER FREQUENCY SEPARATION

Test Date	2017/09/18	Temp./Hum.	22.1℃/51.3%
Cable Loss	1.5dB	Test Voltage	AC 120V, 60Hz

GFSK

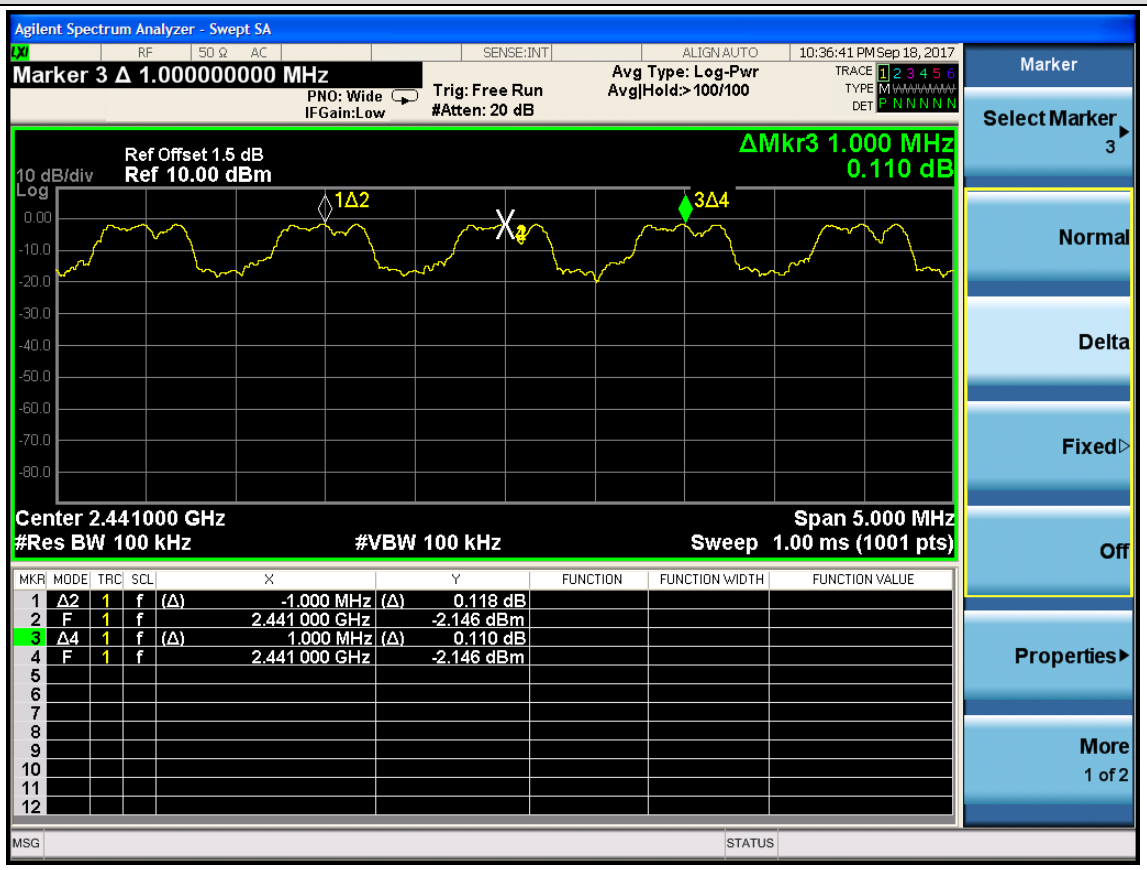

This test report may be reproduced in full only. The document may only be updated by Audix Technology Corp. personnel. Any changes will be noted in the Document History section of the report.

AUDIX Technology Corp.
No. 53-11, Dingfu, Linkou, Dist.,
New Taipei City244, Taiwan
Tel: +886 2 26099301
Fax: +886 2 26099303

A.5 TIME OF OCCUPANCY

Test Date	2017/09/18	Temp./Hum.	22℃/52.2%
Cable Loss	1.5dB	Test Voltage	AC 120V, 60Hz

A.5.1 Time of Occupancy

Mode	Centre Frequency (MHz)	Mode	Time of Occupancy (ms)	Maximum accumulated Time of Occupancy (ms)	Limit (ms)
GFSK	2441	DH1	0.252	81.844	<400
		DH3	0.255	47.248	
		DH5	0.290	51.571	

Observation Period: 79 channels/5 seconds *0.4 seconds = 6.32 seconds

Test Mode: GFSK

Centre Frequency: 2441MHz

DH1: For each second of 46 channel appearance, the longest time of occupancy for each of 6.32 seconds is:

50 channels*6.32 seconds* **0.259** ms= **81.844** ms

DH3: For each second of 23 channel appearance, the longest time of occupancy for each of 6.32 seconds is:

28 channels*6.32 seconds* **0.267** ms= **47.248** ms

DH5: For each second of 16 channel appearance, the longest time of occupancy for each of 6.32 seconds is:

24 channels*6.32 seconds* **0.340** ms= **51.571** ms

This test report may be reproduced in full only. The document may only be updated by Audix Technology Corp. personnel. Any changes will be noted in the Document History section of the report.

AUDIX Technology Corp.
No. 53-11, Dingfu, Linkou, Dist.,
New Taipei City244, Taiwan

Tel: +886 2 26099301
Fax: +886 2 26099303

- Measurement Plots

Mode: GFSK	
Centre Frequency: 2441MHz	
DH1	
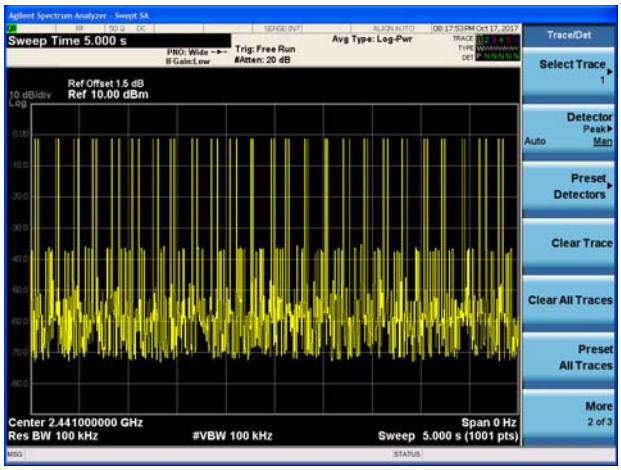	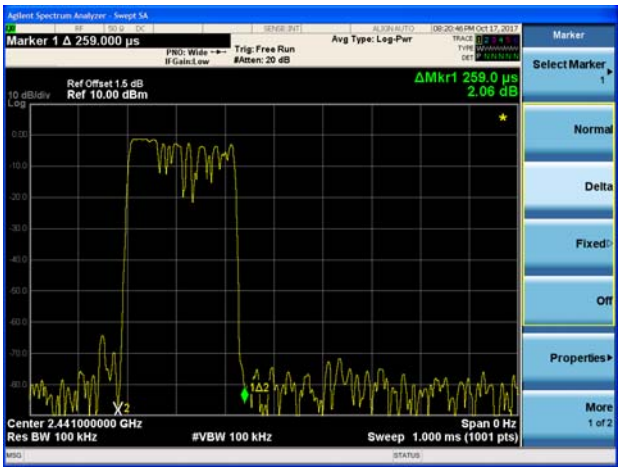
DH3	
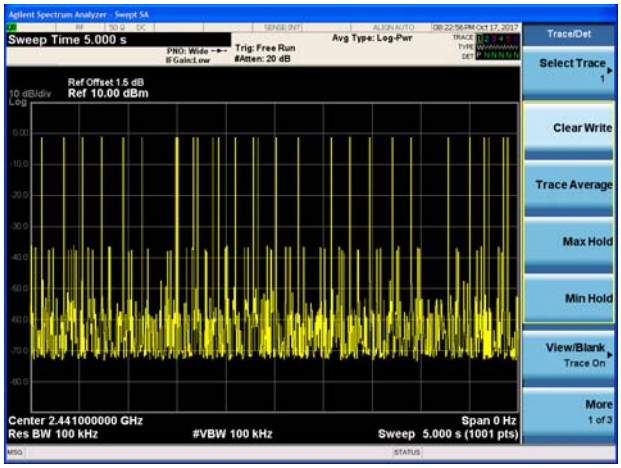	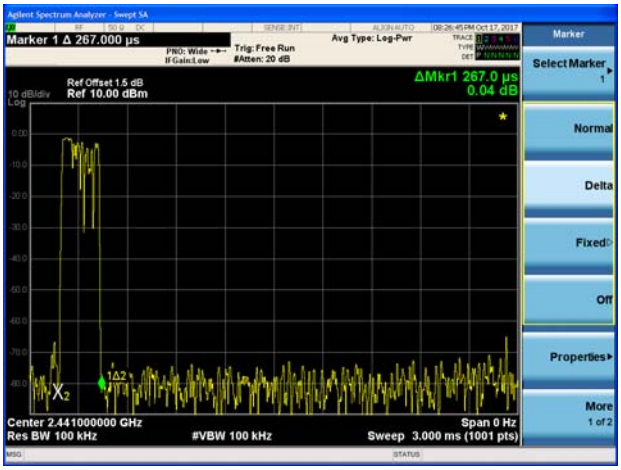
DH5	
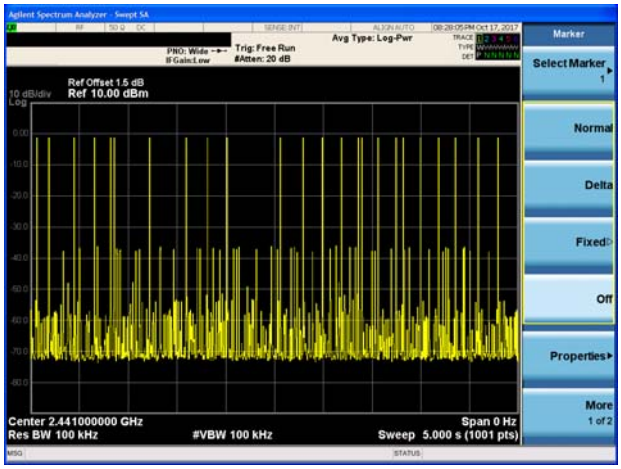	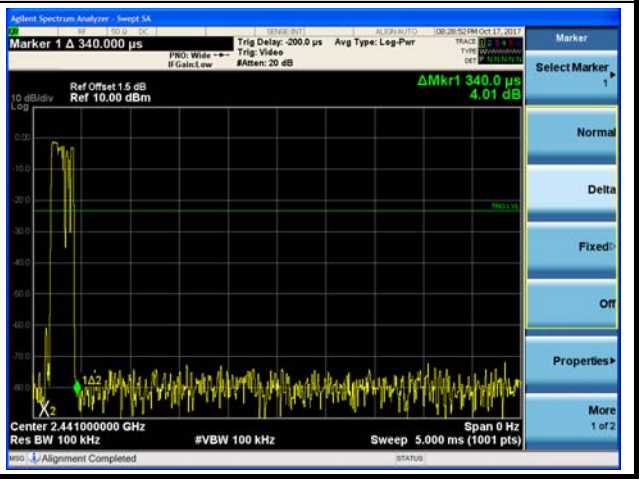

This test report may be reproduced in full only. The document may only be updated by Audix Technology Corp. personnel. Any changes will be noted in the Document History section of the report.

AUDIX Technology Corp.
No. 53-11, Dingfu, Linkou, Dist.,
New Taipei City244, Taiwan

Tel: +886 2 26099301
Fax: +886 2 26099303

A.6 NUMBER OF HOPPING CHANNELS

Test Date	2017/09/18	Temp./Hum.	22.3℃/51.1%
Cable Loss	1.5dB	Test Voltage	AC 120V, 60Hz

Mode: GFSK	
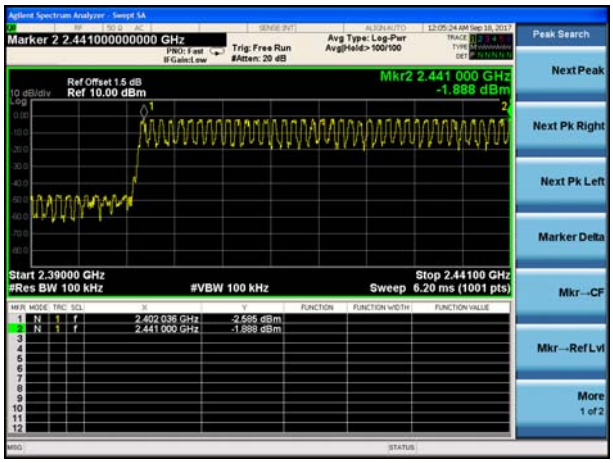	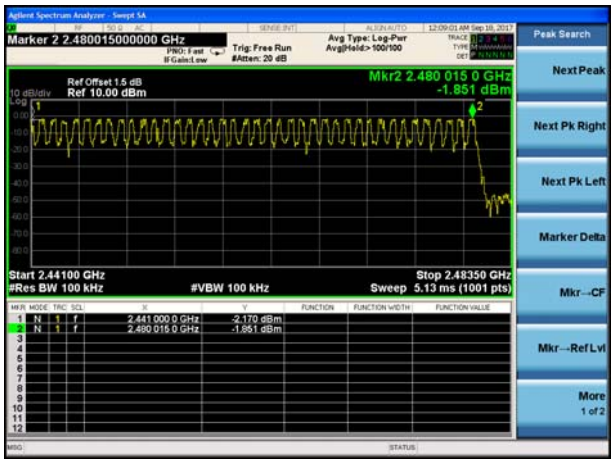
The number hopping channel is 79.	

This test report may be reproduced in full only. The document may only be updated by Audix Technology Corp. personnel. Any changes will be noted in the Document History section of the report.

AUDIX Technology Corp.
No. 53-11, Dingfu, Linkou, Dist.,
New Taipei City244, Taiwan
Tel: +886 2 26099301
Fax: +886 2 26099303

A.7 MAXIMUM PEAK OUTPUT POWER

Test Date	2017/09/13	Temp./Hum.	23.1℃/53.2%
Cable Loss	1.5dB	Test Voltage	AC 120V, 60Hz

A.7.1 Maximum Peak Output Power

Modulation	Centre Frequency (MHz)	Maximum Peak Output Power		Limit
		dBm	W	
GFSK	2402	-1.864	0.000651	21dBm (0.125W)
	2441	-1.758	0.000667	
	2480	-1.885	0.000648	

This test report may be reproduced in full only. The document may only be updated by Audix Technology Corp. personnel. Any changes will be noted in the Document History section of the report.

AUDIX Technology Corp.
No. 53-11, Dingfu, Linkou, Dist.,
New Taipei City244, Taiwan

Tel: +886 2 26099301
Fax: +886 2 26099303

A.7.2 Measurement Plots

Mode: GFSK	

This test report may be reproduced in full only. The document may only be updated by Audix Technology Corp. personnel. Any changes will be noted in the Document History section of the report.

AUDIX Technology Corp.
No. 53-11, Dingfu, Linkou, Dist.,
New Taipei City244, Taiwan

Tel: +886 2 26099301
Fax: +886 2 26099303

A.8 EMISSION LIMITATIONS MEASUREMENT

Test Date	2017/09/18	Temp./Hum.	22.3℃/51.1%
Cable Loss	1.5dB	Test Voltage	AC 120V, 60Hz

A.8.1 Band Edge

Mode: GFSK	
Hopping Mode	
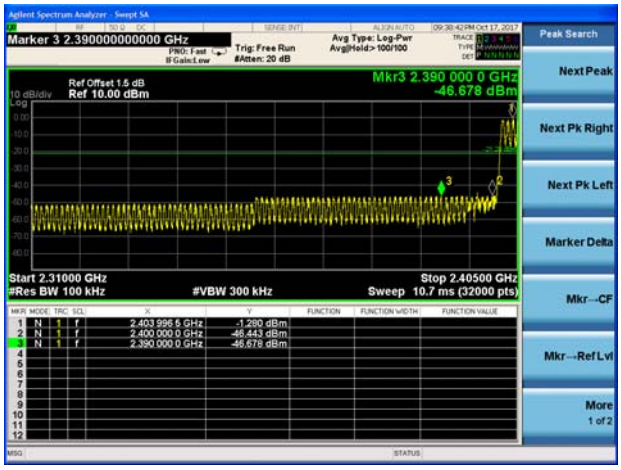	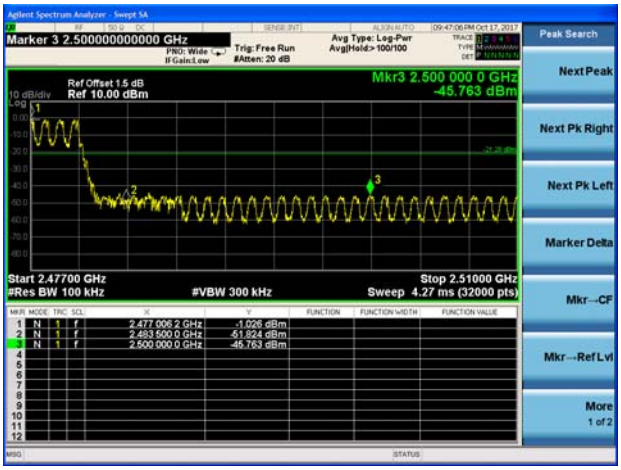

This test report may be reproduced in full only. The document may only be updated by Audix Technology Corp. personnel. Any changes will be noted in the Document History section of the report.

AUDIX Technology Corp.
No. 53-11, Dingfu, Linkou, Dist.,
New Taipei City244, Taiwan

Tel: +886 2 26099301
Fax: +886 2 26099303

A.8.2 Spurious Emission

Test Date	2017/09/11	Temp./Hum.	24℃/56%
Mode	GFSK	Frequency	2402MHz
Cable Loss	1.5dB	Test Voltage	AC 120V, 60Hz

30MHz – 1GHz

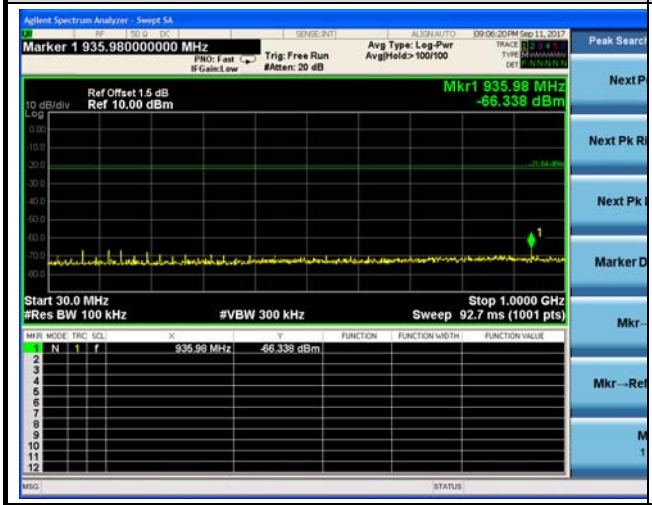

1GHz – 10GHz

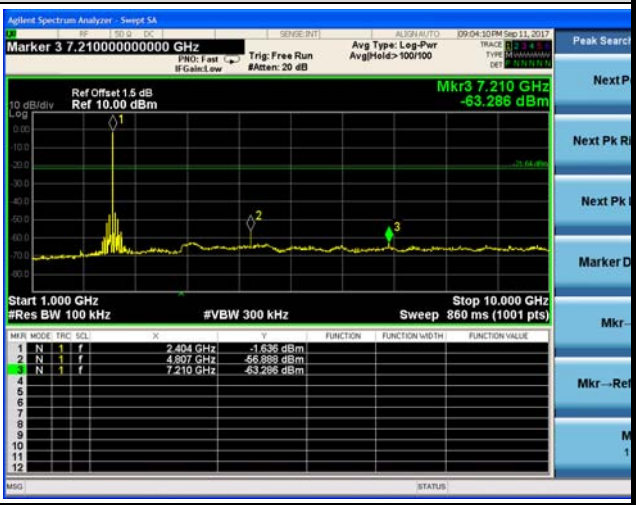

2.3GHz – 2.4GHz

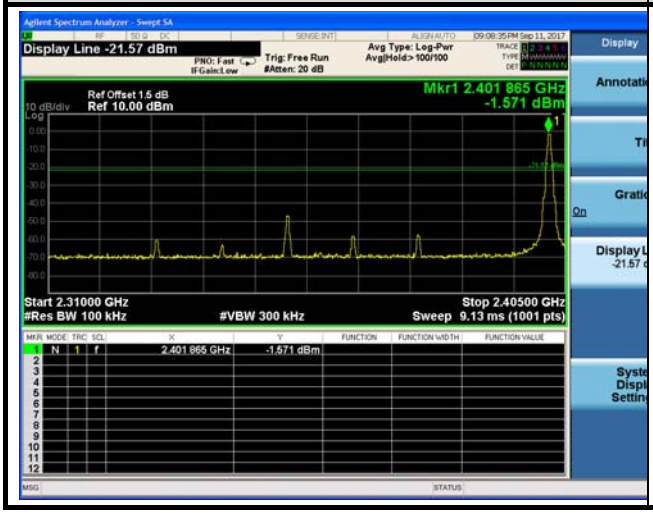

10GHz – 25GHz

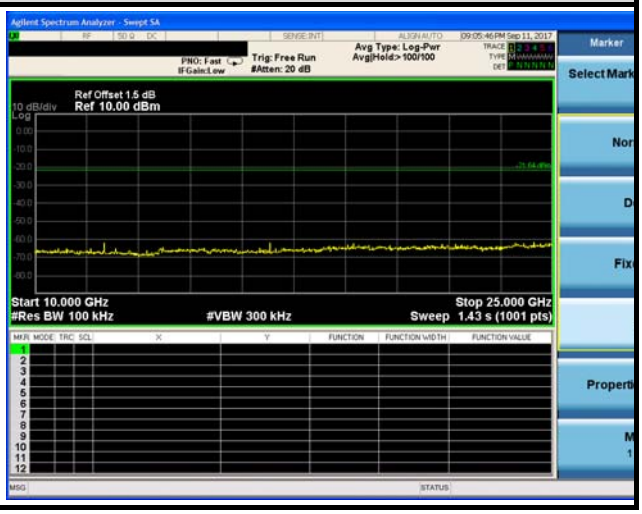

Note: All results have been included cable loss.

This test report may be reproduced in full only. The document may only be updated by Audix Technology Corp. personnel. Any changes will be noted in the Document History section of the report.

AUDIX Technology Corp.
No. 53-11, Dingfu, Linkou, Dist.,
New Taipei City244, Taiwan

Tel: +886 2 26099301
Fax: +886 2 26099303

Test Date	2017/09/11	Temp./Hum.	24℃/56%
Mode	GFSK	Frequency	2441MHz
Cable Loss	1.5dB	Test Voltage	AC 120V, 60Hz

30MHz – 1GHz

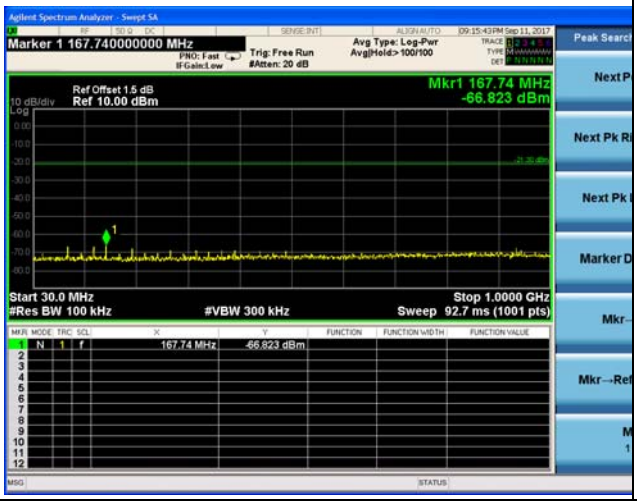

1GHz – 10GHz

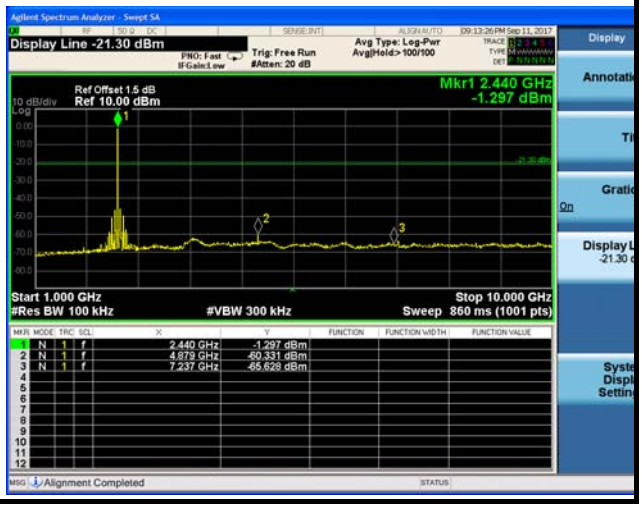

10GHz – 25GHz

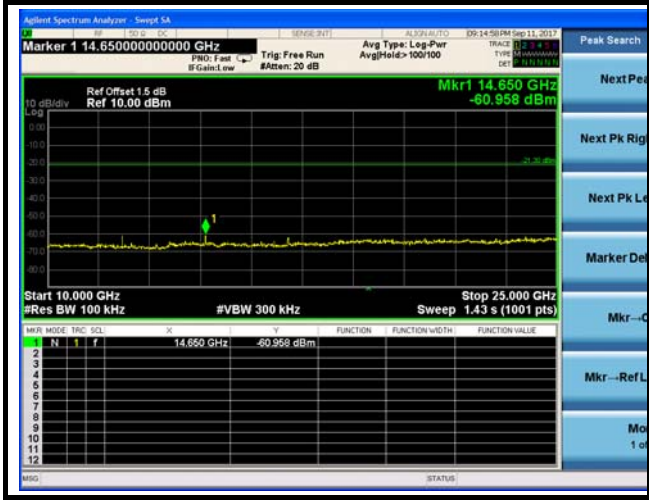

Note: All results have been included cable loss.

This test report may be reproduced in full only. The document may only be updated by Audix Technology Corp. personnel. Any changes will be noted in the Document History section of the report.

AUDIX Technology Corp.
No. 53-11, Dingfu, Linkou, Dist.,
New Taipei City244, Taiwan

Tel: +886 2 26099301
Fax: +886 2 26099303

Test Date	2017/09/11	Temp./Hum.	24℃/56%
Mode	GFSK	Frequency	2480MHz
Cable Loss	1.5dB	Test Voltage	AC 120V, 60Hz

30MHz – 1GHz

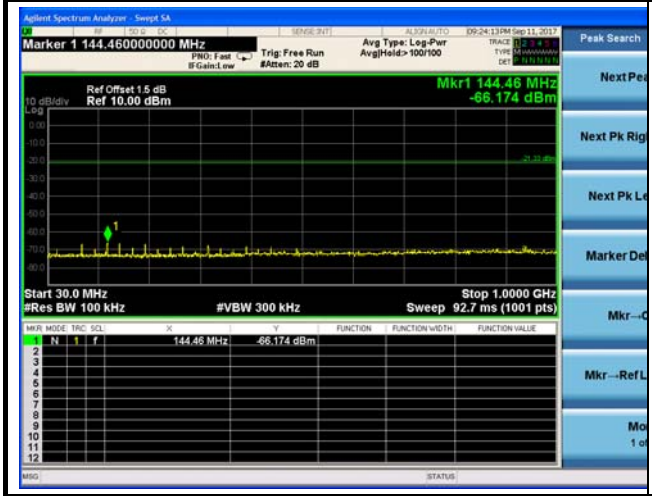

1GHz – 10GHz

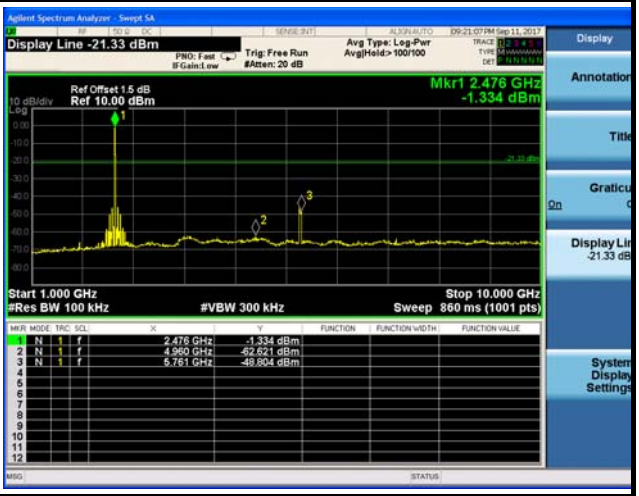

2.4GHz – 2.5GHz

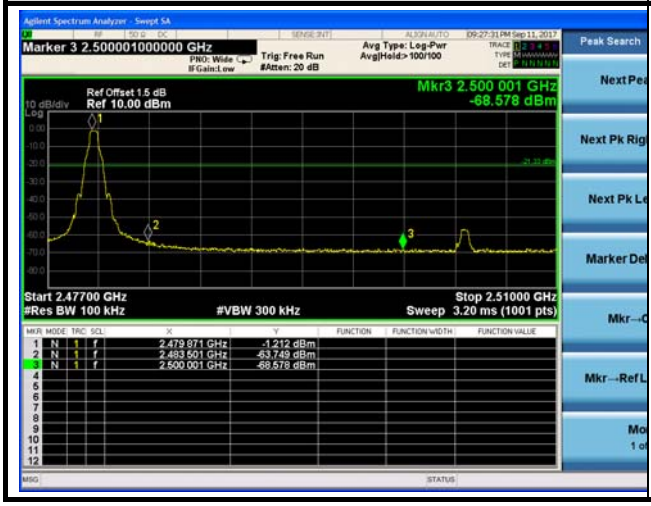

10GHz – 25GHz

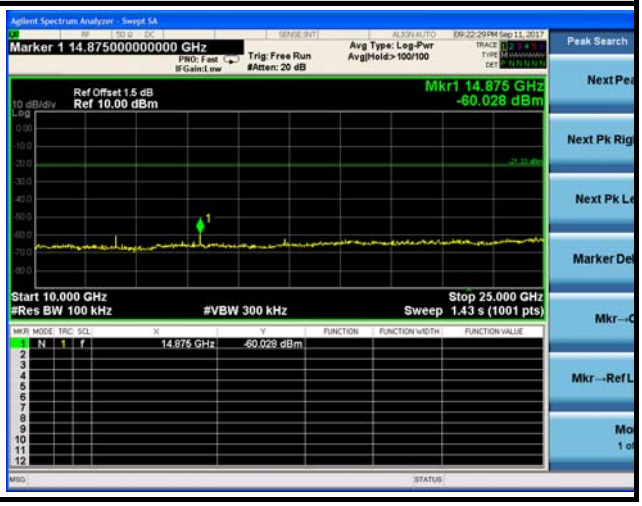

Note: All results have been included cable loss.

This test report may be reproduced in full only. The document may only be updated by Audix Technology Corp. personnel. Any changes will be noted in the Document History section of the report.