Approval sheet

ZoomSmart project	A1005 ANT5
ZoomSmart P/N	0101020356
Supplier name	Suzhou Huimi Communication Technology Co., Ltd
Supplier P/N	HM0237-ANT5
Sample signing date	

Function ☐	Drawing ☐	Measurement report ☐	Material report ☐	Reliability test report ☐	Packing ☐
Supplier	Producer	ME	RF	BD	QC
ZoomSmart	ME	RF	PD	PM	QC

Note: heads of departments must manually sign for confirmation

Catalog

目 录

1. Summary.....3

2.Antenna Structure.....3

3.Device Conditions.....3

4.Test Environment.....3

5.Antenna Test Results.....4

5.1 Antenna Photos.....4

5.2 Antenna Matching.....5

5.3 Passive VSWR.....5

5.4 Passive Efficiency.....6

5.5 OTA Test Result.....7

6. Mechanical Drawings.....8

7. Dimension Report.....9

1. Summary

This is the ANT5 antenna approval sheet

Working band :

2500-2690MHz，3300-3800MHz，4400-5000MHz

2. Antenna Structure

FPC+cable

3.Device Conditions

Picture 1 A1005 mobile phone photograph

4.Test Environment

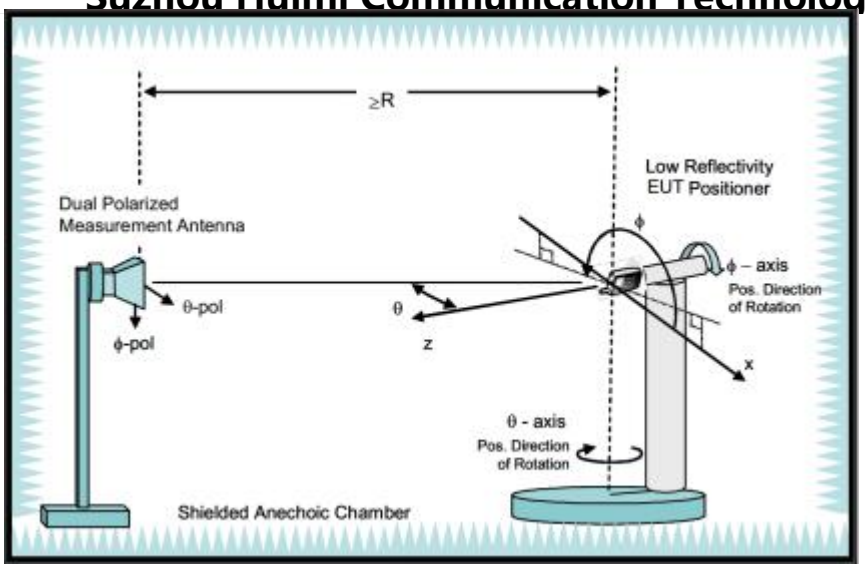

Picture 2 Test Environment photo

5.Antenna Test Results

5.1 Antenna Photos



Picture 3 ANT5 antenna photograph

5.2 Antenna Matching

No matching

5.3 Passive VSWR

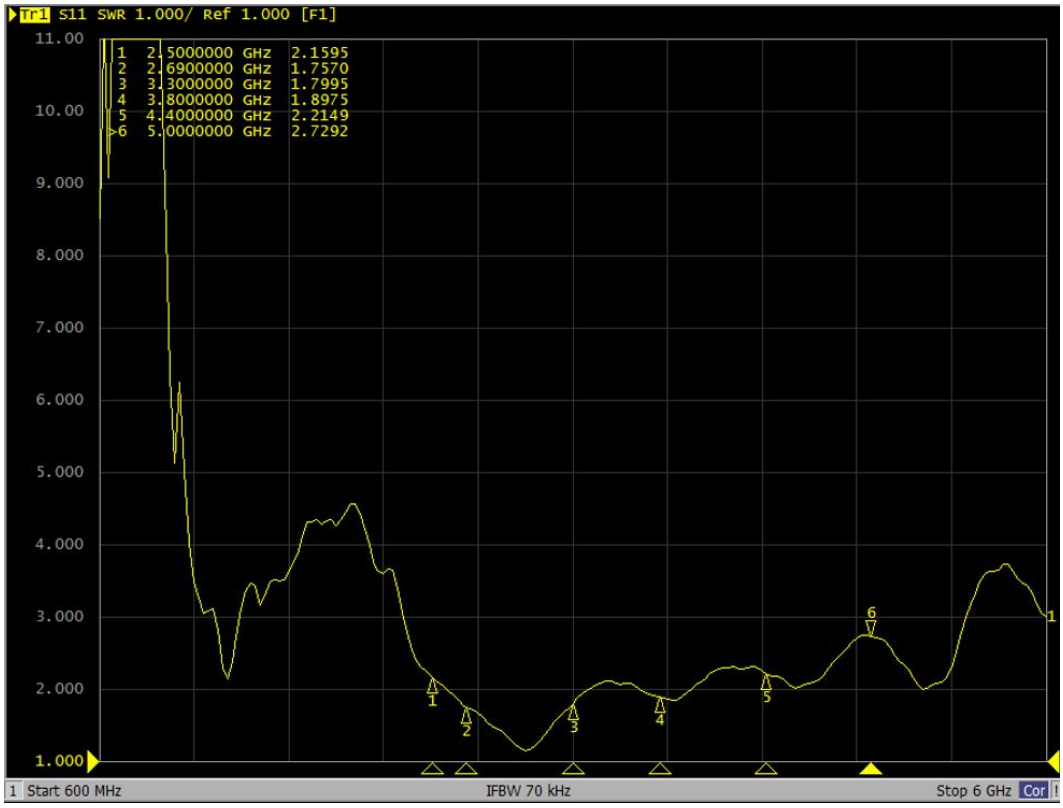

Picture 4 ANT5 antenna VSWR

5.4 Passive Efficiency

Freq (MHz)	Effi (%)	Gain (dBi)	Freq (MHz)	Effi (%)	Gain (dBi)
2490	60.87	2.67	3660	59.53	2.44
2500	61.33	2.8	3680	60.05	2.67
2510	66.38	3.08	3700	52.91	2.39
2520	70.05	3.22	3720	56.75	2.94
2530	75.25	3.43	3740	54.17	2.8
2540	74.88	3.45	3760	58.49	3.19
2550	66.92	2.92	3780	53.37	2.6
2560	64.03	2.54	3800	53.37	2.46
2570	60.19	2.18	4400	60.51	3.01
2580	63.92	2.51	4420	58.21	2.85
2590	72.7	3.2	4440	59.13	2.76
2600	74.86	3.46	4460	53.18	2.37
2610	74.67	3.56	4480	56.3	2.47
2620	75.36	3.79	4500	55.61	2.36
2630	73.16	3.87	4520	52.12	2.04
2640	69.66	3.8	4540	58.33	2.41
2650	71.63	3.93	4560	61.45	2.47
2660	72.01	3.86	4580	61.21	2.27
2670	72.29	3.77	4600	64.17	2.32
2680	74.13	3.78	4620	58.86	1.88
2690	74.06	3.61	4640	62.73	2.15
3300	53.24	2.11	4660	60.82	1.91
3320	58.52	2.47	4680	57.23	1.83
3340	58.29	2.55	4700	59.56	2.28
3360	66.98	3.13	4720	54.07	1.73
3380	70.34	3.09	4740	54.26	2.09
3400	72.62	3.29	4760	54.13	2.1
3420	70.44	3.31	4780	53.01	2.3
3440	59.41	2.7	4800	55.63	2.4
3460	50.43	2.19	4820	56.04	2.23
3480	51.1	2.32	4840	54.55	2.1
3500	54.13	2.54	4860	57.91	2.37
3520	58.43	2.89	4880	56.95	2.35
3540	56.85	2.52	4900	58.11	2.68
3560	62.58	2.71	4920	54.49	2.39
3580	61.92	2.5	4940	54.93	2.58
3600	64.05	2.65	4960	55.69	2.7
3620	57.38	2.02	4980	57.61	3.02
3640	63.95	2.42	5000	59.45	3.24

5.5 Radiation Pattern

Horizontal

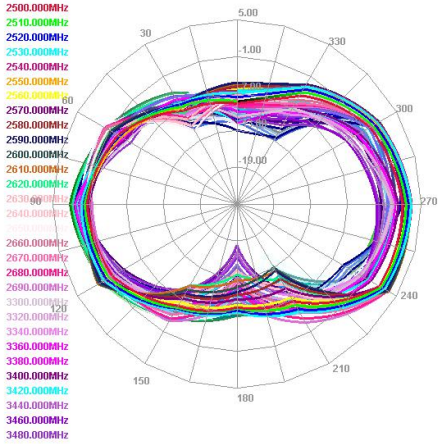

E1 Face

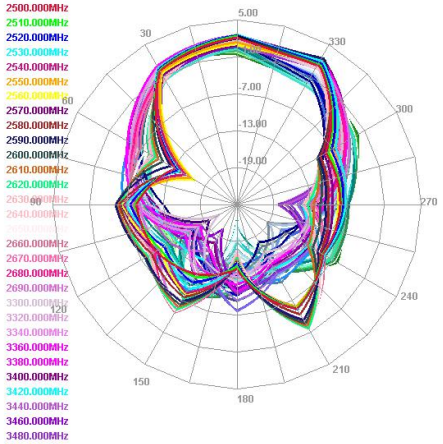

E2 Face

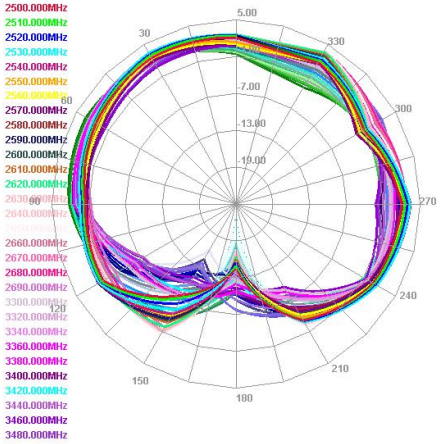

6. Mechanical Drawings

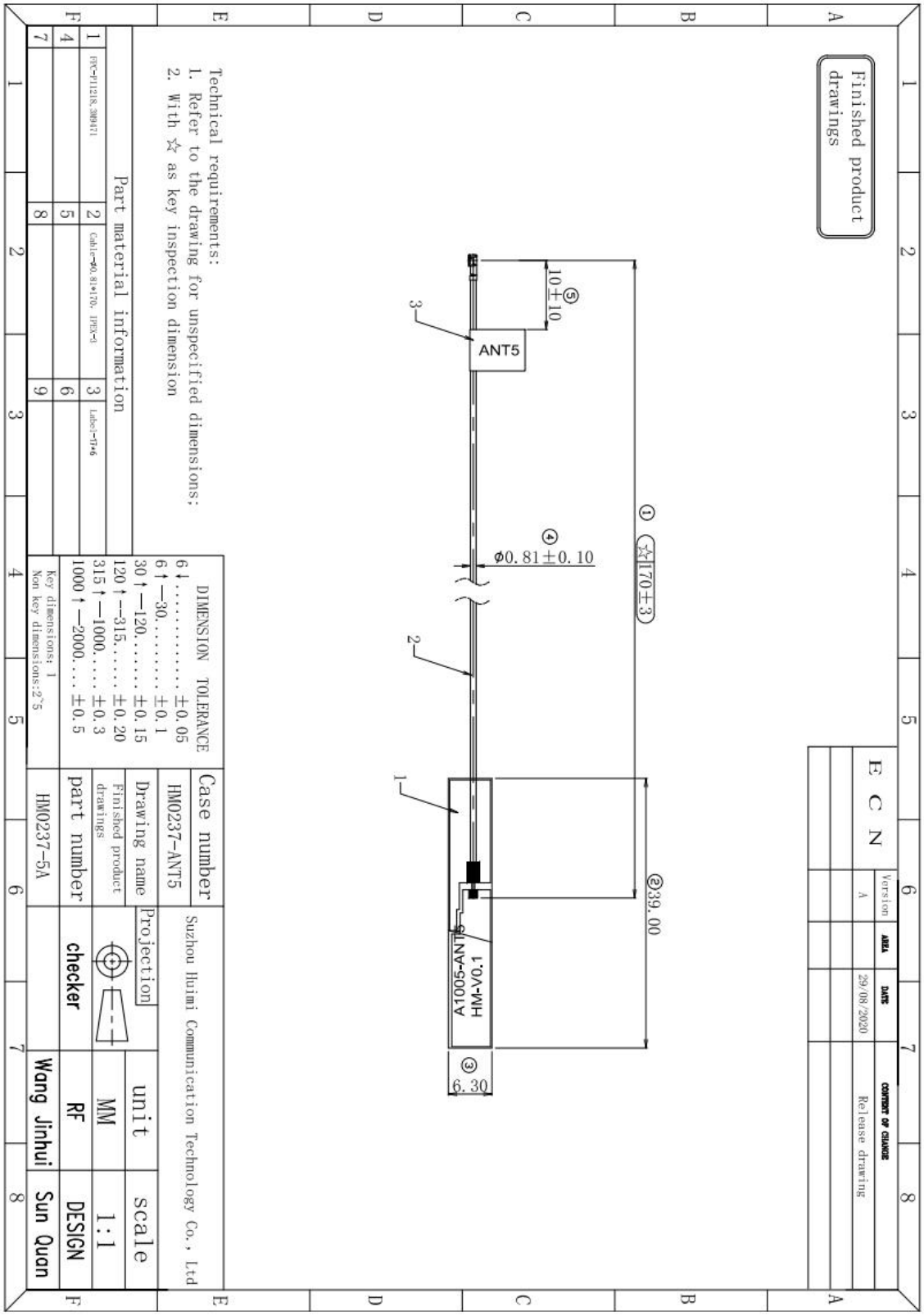

7. Dimension Report

Suzhou Huimi Communication Technology Co.，Ltd
Dimension Report

Customer			ZoomSmart			Project Name		A1005		version umber		A	
Supplier P/N			HM0237			ANT Name		ANT5		Date		2022/8/29	
No	Nature	NOMINAL	tolerance		Inspection Method	Sample Number						OK/NG	Remarks
			+TOL	-TOL		1	2	3	4	5			
1	*	170.00	3	3		170.00	169.00	171.00	169.00	170.00		OK	
2		39.00	0.2	0.2		39.05	39.03	39.08	39.03	39.04		OK	
3		6.30	0.2	0.2		6.33	6.35	6.31	6.30	6.29		OK	
4		0.81	0.1	0.1		0.81	0.81	0.81	0.81	0.81		OK	
5		10.00	10	10		15.00	15.00	15.00	15.00	15.00		OK	