Approval sheet

ZoomSmart project	A1005 ANT6
ZoomSmart P/N	0101020357
Supplier name	Suzhou Huimi Communication Technology Co., Ltd
Supplier P/N	HM0237-ANT6
Sample signing date	

Function ☐	Drawing ☐	Measurement report ☐	Material report ☐	Reliability test report ☐	Packing ☐
Supplier	Producer	ME	RF	BD	QC
ZoomSmart	ME	RF	PD	PM	QC

Note: heads of departments must manually sign for confirmation

Catalog

目 录

1. Summary.....3

2.Antenna Structure.....3

3.Device Conditions.....3

4.Test Environment.....3

5.Antenna Test Results.....4

5.1 Antenna Photos.....4

5.2 Antenna Matching.....5

5.3 Passive VSWR.....5

5.4 Passive Efficiency.....6

5.5 OTA Test Result.....7

6. Mechanical Drawings.....8

7. Dimension Report.....9

1. Summary

This is the ANT6 antenna approval sheet

Working band :

1710-2690MHz

2. Antenna Structure

FPC+cable

3.Device Conditions

Picture 1 A1005 mobile phone photograph

4.Test Environment

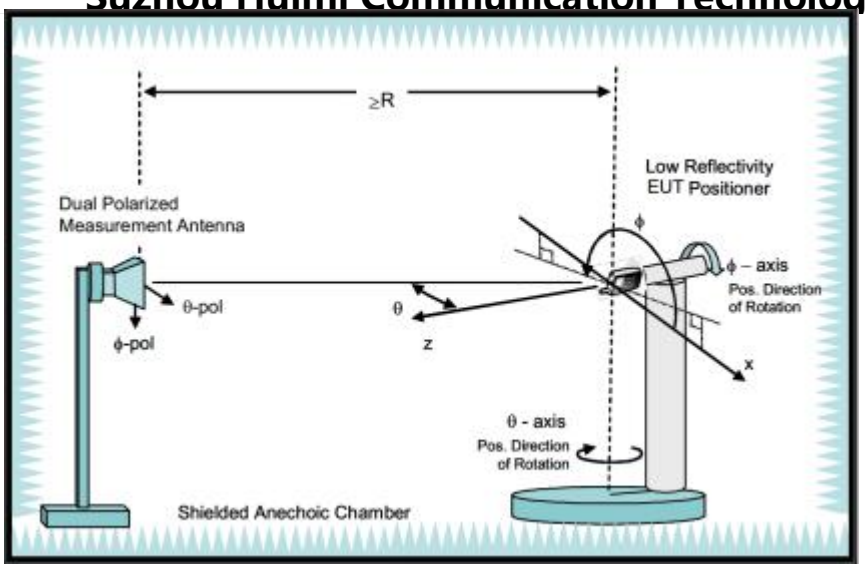

Picture 2 Test Environment photo

5.Antenna Test Results

5.1 Antenna Photos



Picture 3 ANT6 antenna photograph

5.2 Antenna Matching

No matching

5.3 Passive VSWR

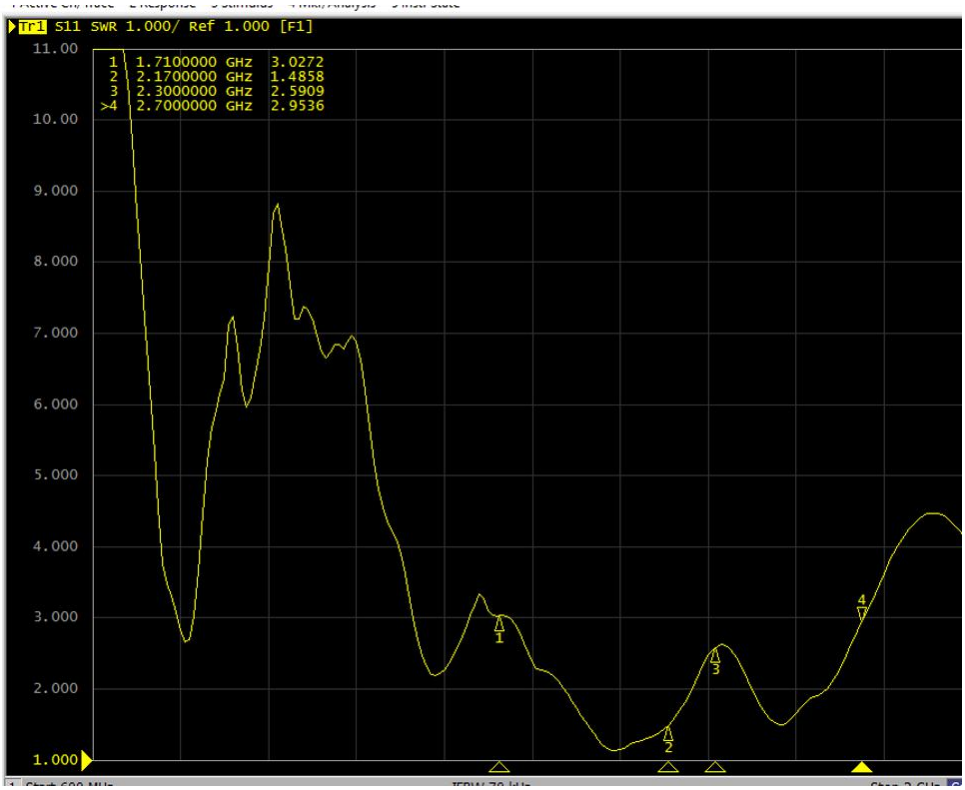

Picture 4 ANT6 antenna VSWR

5.4 Passive Efficiency

Freq (MHz)	Effi (%)	Gain (dBi)	Freq (MHz)	Effi (%)	Gain (dBi)	Freq (MHz)	Effi (%)	Gain (dBi)
1710	32.35	0.35	2050	42.49	1.36	2390	57.88	3.07
1720	36.55	0.52	2060	42.24	1.41	2400	54.39	2.9
1730	40.25	0.74	2070	43.59	1.51	2410	51.55	2.75
1740	38.25	0.36	2080	45.4	1.71	2420	52.07	2.78
1750	35.15	1.04	2090	47.26	2.02	2430	49.66	2.5
1760	36033	1.42	2100	47.97	2.33	2440	46.28	2.09
1770	33.75	1.85	2110	49.68	2.7	2450	49.01	2.31
1780	35.29	2.06	2120	55.43	3.32	2460	44.58	1.92
1790	33.74	1.88	2130	54.93	3.4	2470	41.41	1.59
1800	35.01	2.05	2140	51.18	3.14	2480	42.55	1.77
1810	34.34	1.97	2150	53.92	3.45	2490	40.07	1.6
1820	36.75	2.21	2160	59.4	4.03	2500	39.87	1.66
1830	37.9	2.34	2170	64.51	4.57	2510	40.36	1.63
1840	40.58	2.71	2180	63.36	4.61	2520	41.89	1.73
1850	43.36	2.93	2190	60.48	4.48	2530	45.62	1.92
1860	34.95	1.89	2200	61.72	4.51	2540	46.55	1.97
1870	40.6	2.4	2210	64.35	4.5	2550	40.41	1.48
1880	44.7	2.66	2220	62.88	4.14	2560	39.15	1.41
1890	42.33	2.4	2230	62.58	3.74	2570	36.48	1.3
1900	43.47	2.61	2240	65.74	3.67	2580	41.25	2.2
1910	48.17	3.06	2250	67.15	3.4	2590	49.28	3.18
1920	57.68	3.82	2260	66.27	3.02	2600	45.76	3.03
1930	59.92	3.9	2270	67.95	2.73	2610	42.9	2.92
1940	62.1	3.88	2280	72.67	3.01	2620	44.51	2.96
1950	64.08	3.76	2290	73.59	3.14	2630	43.13	3.08
1960	71.03	3.94	2300	73.81	3.24	2640	39.99	2.91
1970	67.11	3.49	2310	71.91	3.24	2650	43.7	3.35
1980	63.41	3.01	2320	70.57	3.4	2660	43.2	3.51
1990	65.48	2.93	2330	73.82	3.81	2670	47.7	4.12
2000	60.89	2.49	2340	69.67	3.7	2680	52.6	4.75
2010	57.24	2.13	2350	67.12	3.53	2690	53.52	5.03
2020	48.37	1.22	2360	64.61	3.36	2700	54.75	5.36
2030	44.74	1.16	2370	64.47	3.39			
2040	43.91	1.29	2380	59.65	3.12			

5.5 Radiation Pattern

Horizontal

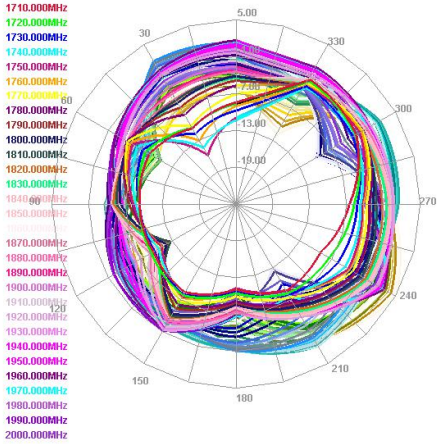

E1 Face

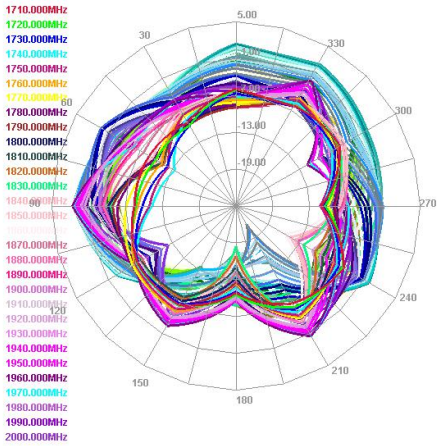

E2 Face

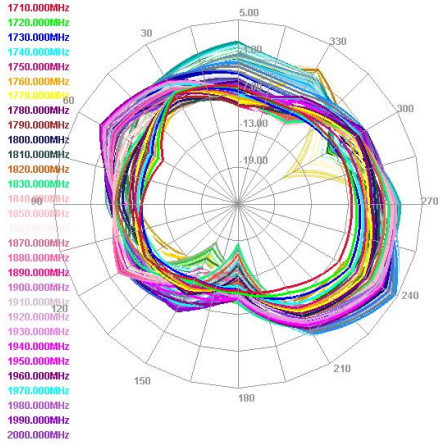

6. Mechanical Drawings

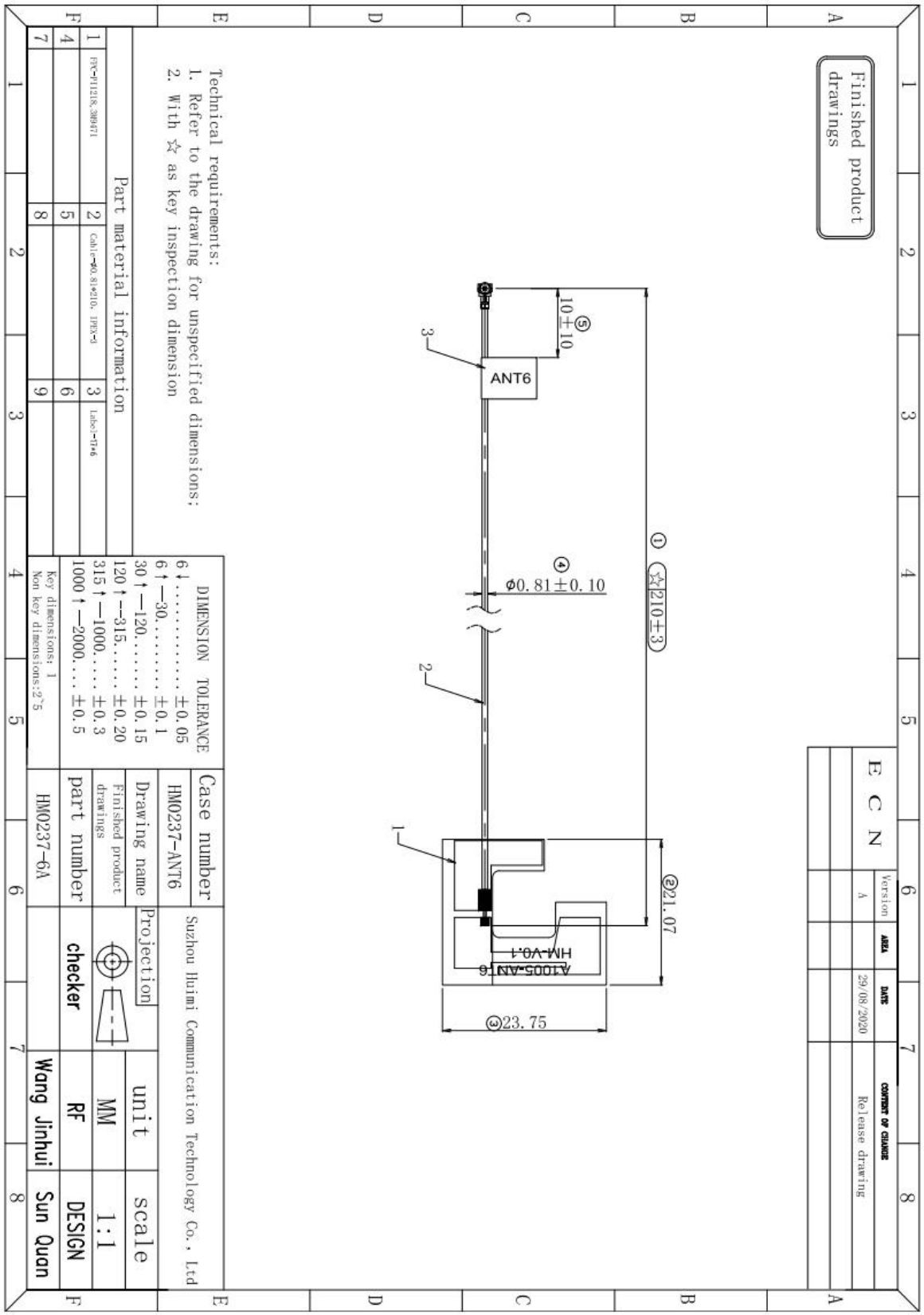

7. Dimension Report

Suzhou Huimi Communication Technology Co.，Ltd
Dimension Report

Customer			ZoomSmart			Project Name		A1005		version umber		A	
Supplier P/N			HM0237			ANT Name		ANT6		Date		2022/8/29	
No	Nature	NOMINAL	tolerance		Inspection Method	Sample Number						OK/NG	Remarks
			+TOL	-TOL		1	2	3	4	5			
1	*	210.00	3	3		209.00	209.50	210.00	209.00	209.00		OK	
2		21.07	0.2	0.2		21.13	21.09	21.10	21.12	21.08		OK	
3		23.75	0.2	0.2		23.77	23.79	23.81	23.75	23.74		OK	
4		0.81	0.1	0.1		0.81	0.81	0.81	0.81	0.81		OK	
5		10.00	10	10		15.00	15.00	15.00	15.00	15.00		OK	