Site: AC 1	Time: 2015/09/30 - 16:13
Limit: FCC_Part15.209_RE(3m)	Engineer: Peak Wang
Probe: VULB9162_0.03-8GHz	Polarity: Vertical
EUT: Audio Conference Phone	Power: AC 120V/60Hz
Worse Case Mode: Transmit at Channel 2437MHz by 802.11b	

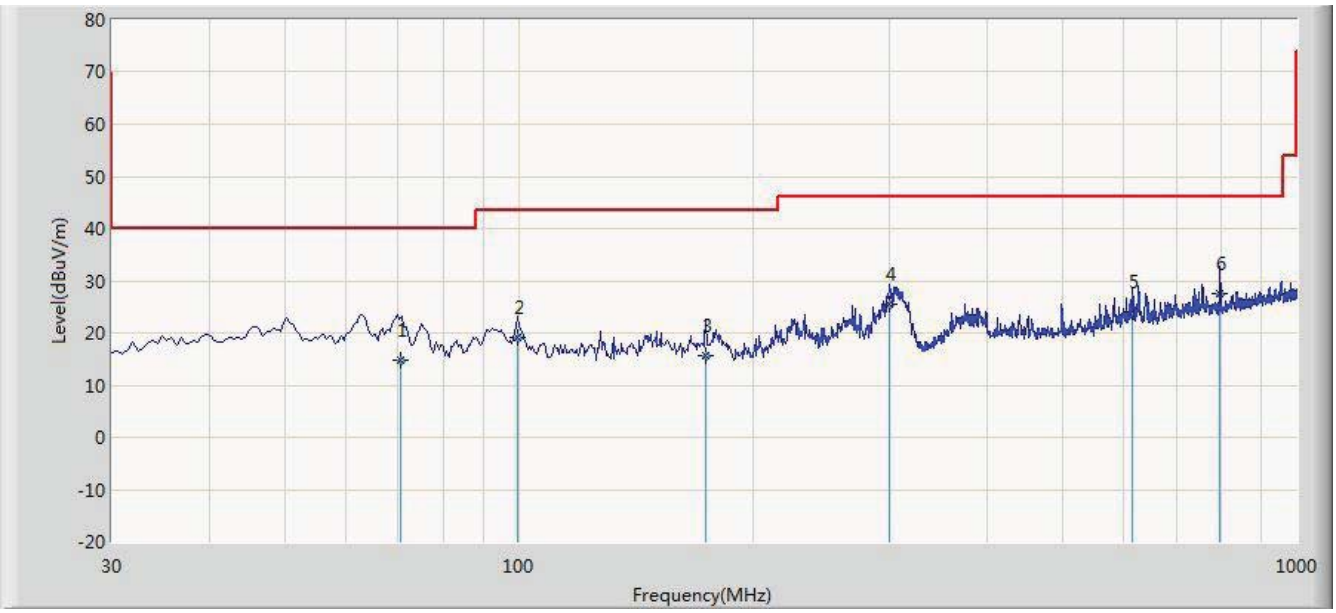

No	Flag	Mark	Frequency (MHz)	Measure Level (dBuV/m)	Reading Level (dBuV)	Over Limit (dB)	Limit (dBuV/m)	Factor (dB)	Type
1			70.410	14.864	4.090	-25.136	40.000	10.774	QP
2			99.860	19.251	6.321	-24.249	43.500	12.930	QP
3			174.210	15.684	5.240	-27.816	43.500	10.444	QP
4			300.160	25.485	10.970	-20.515	46.000	14.515	QP
5			615.910	24.141	3.970	-21.859	46.000	20.171	QP
6		*	796.840	27.516	4.840	-18.484	46.000	22.676	QP

Note: Measure Level (dBμV/m) = Reading Level (dBμV) + Factor (dB)

Factor (dB) = Cable Loss (dB) + Antenna Factor (dB/m)

Site: AC1	Time: 2015/09/25 - 15:32
Limit: FCC_Part15.209_RE(3m)	Engineer: Roy Cheng
Probe: FMZB1519_0.009-30MHz	Polarity: Face On
EUT: Audio Conference Phone	Power: AC 120V/60Hz
Note: There is the ambient noise within frequency range 9kHz~30MHz.	

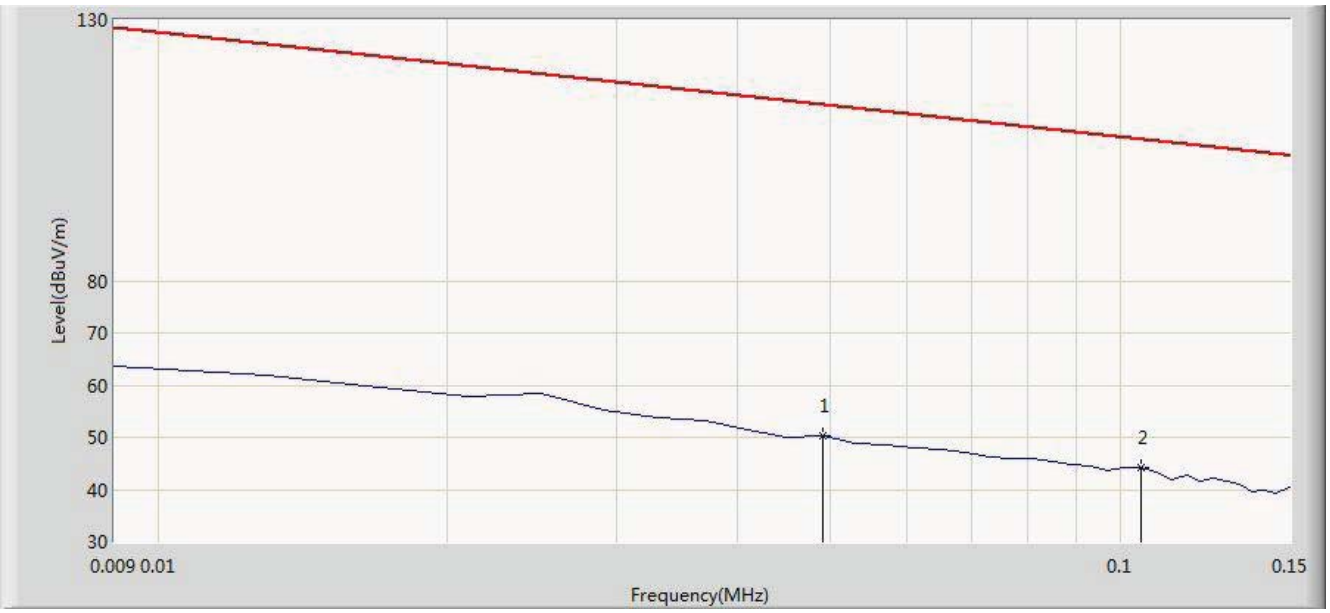

No	Flag	Mark	Frequency (MHz)	Measure Level (dBuV/m)	Reading Level (dBuV)	Over Limit (dB)	Limit (dBuV/m)	Factor (dB)	Type
1			0.049	50.367	29.861	-63.422	113.789	20.505	PK
2		*	0.105	44.143	23.996	-63.029	107.173	20.147	QP

Note: Measure Level (dBμV/m) = Reading Level (dBμV) + Factor (dB)

Factor (dB) = Cable Loss (dB) + Antenna Factor (dB/m)

Site: AC1	Time: 2015/09/25 - 15:41
Limit: FCC_Part15.209_RE(3m)	Engineer: Roy Cheng
Probe: FMZB1519_0.009-30MHz	Polarity: Face On
EUT: Audio Conference Phone	Power: AC 120V/60Hz
Note: There is the ambient noise within frequency range 9kHz~30MHz.	

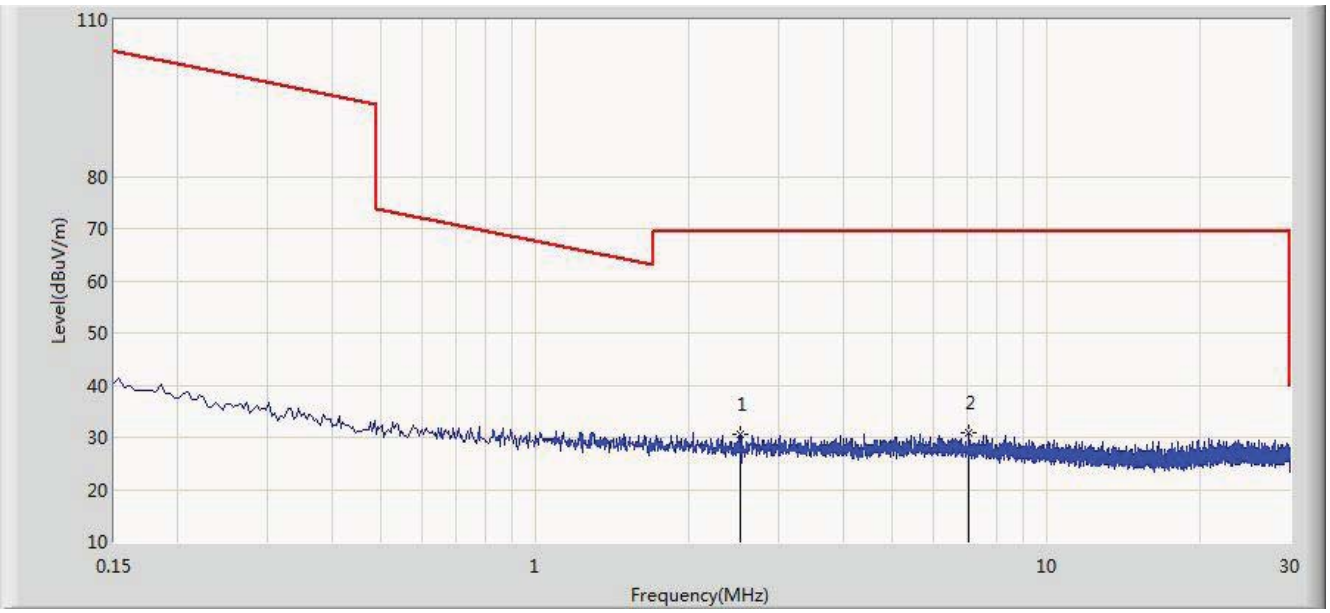

No	Flag	Mark	Frequency (MHz)	Measure Level (dBuV/m)	Reading Level (dBuV)	Over Limit (dB)	Limit (dBuV/m)	Factor (dB)	Type
1			2.513	30.495	10.336	-39.005	69.500	20.159	QP
2		*	7.041	30.974	10.579	-38.526	69.500	20.395	QP

Note: Measure Level (dBμV/m) = Reading Level (dBμV) + Factor (dB)

Factor (dB) = Cable Loss (dB) + Antenna Factor (dB/m)

Site: AC1	Time: 2015/09/25 - 15:59
Limit: FCC_Part15.209_RE(1m)	Engineer: Line Chen
Probe: BBHA9170_18-40GHz	Polarity: Horizontal
EUT: Audio Conference Phone	Power: AC 120V/60Hz
Note: There is the ambient noise within frequency range 18GHz~25GHz.	

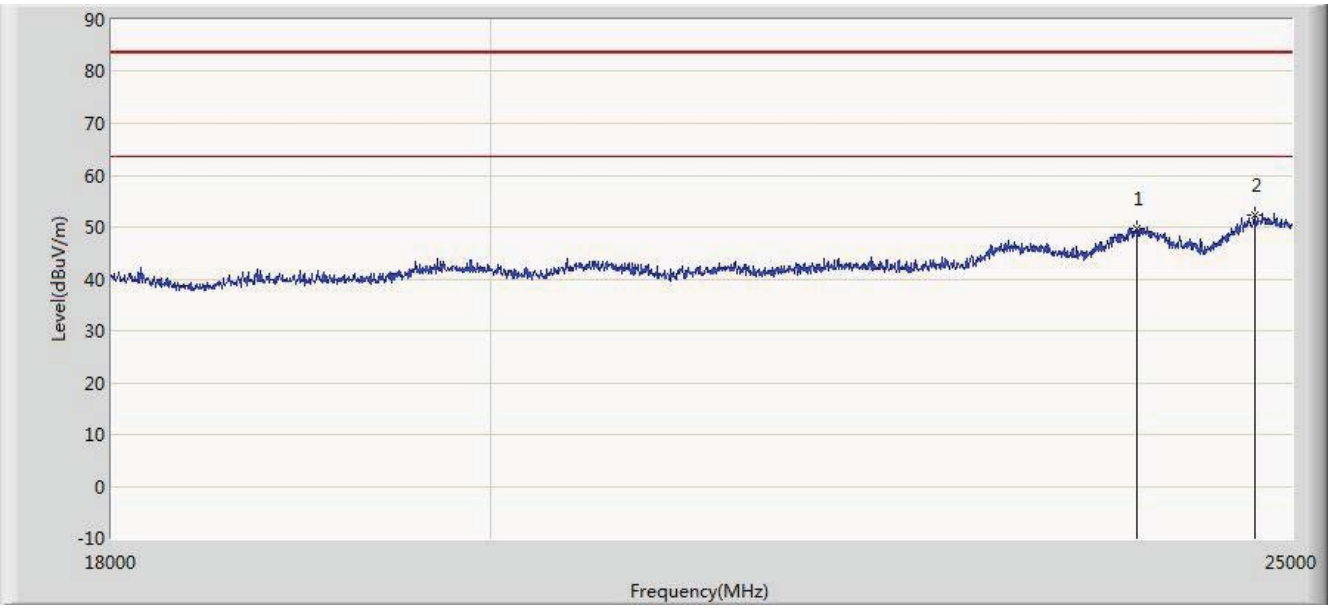

No	Flag	Mark	Frequency (MHz)	Measure Level (dBuV/m)	Reading Level (dBuV)	Over Limit (dB)	Limit (dBuV/m)	Factor (dB)	Type
1			23943.000	49.776	35.866	-33.724	83.500	13.910	PK
2		*	24741.000	52.375	37.681	-31.125	83.500	14.694	PK

Note: Measure Level (dBμV/m) = Reading Level (dBμV) + Factor (dB)

Factor (dB) = Cable Loss (dB) + Antenna Factor (dB/m) – Pre-Amplifier Gain (dB)

Limit@1m = 20*Log(500uV/m) + 20*Log(3m/1m) = 63.5dBμv/m (Average detector), and 83.5dBμv/m (Peak detector)

Site: AC1	Time: 2015/09/25 - 16:05
Limit: FCC_Part15.209_RE(1m)	Engineer: Line Chen
Probe: BBHA9170_18-40GHz	Polarity: Vertical
EUT: Audio Conference Phone	Power: AC 120V/60Hz
Note: There is the ambient noise within frequency range 18GHz~25GHz.	

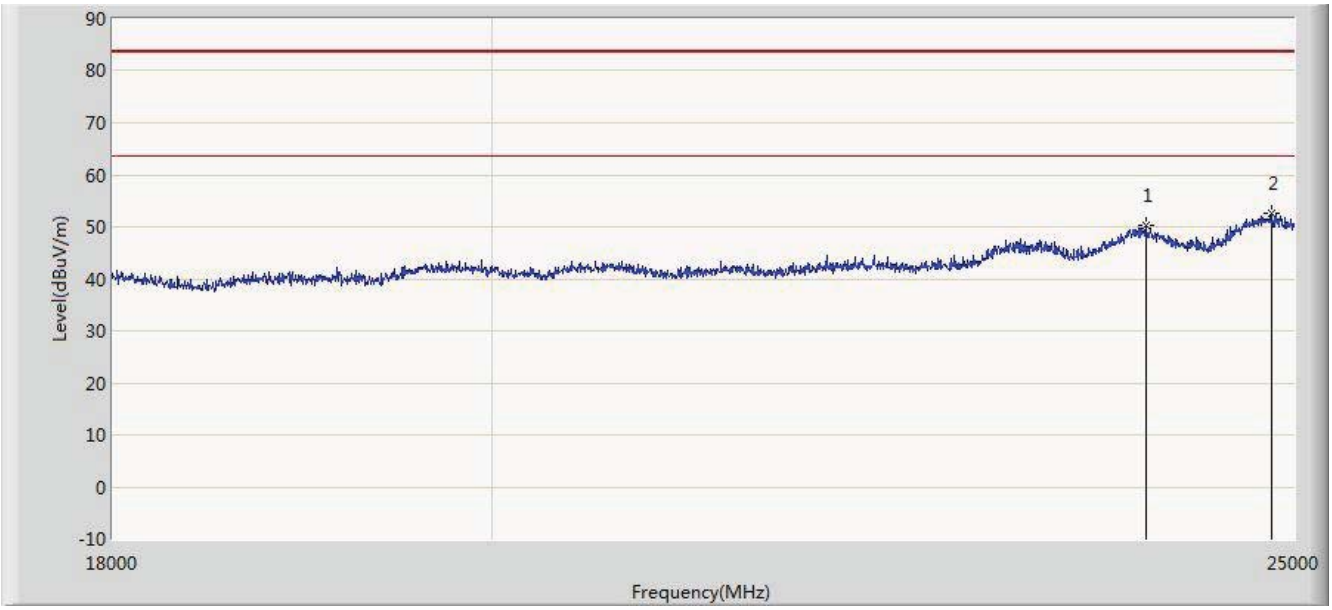

No	Flag	Mark	Frequency (MHz)	Measure Level (dBuV/m)	Reading Level (dBuV)	Over Limit (dB)	Limit (dBuV/m)	Factor (dB)	Type
1			23999.000	50.379	36.435	-33.121	83.500	13.944	PK
2		*	24846.000	52.503	37.735	-30.997	83.500	14.768	PK

Note: Measure Level (dBμV/m) = Reading Level (dBμV) + Factor (dB)

Factor (dB) = Cable Loss (dB) + Antenna Factor (dB/m) – Pre-Amplifier Gain (dB)

Limit@1m = 20*Log(500uV/m) + 20*Log(3m/1m) = 63.5dBμv/m (Average detector), and 83.5dBμv/m (Peak detector)

7.7. Radiated Restricted Band Edge Measurement

7.7.1. Test Result

Site: AC1	Time: 2015/09/28 - 22:22
Limit: FCC_Part15.209_RE(3m)	Engineer: Lewis Huang
Probe: BBHA9120D_1-18GHz	Polarity: Horizontal
EUT: Audio Conference Phone	Power: AC 120V/60Hz
Test Mode: Transmit at Channel 2412MHz by 802.11b	

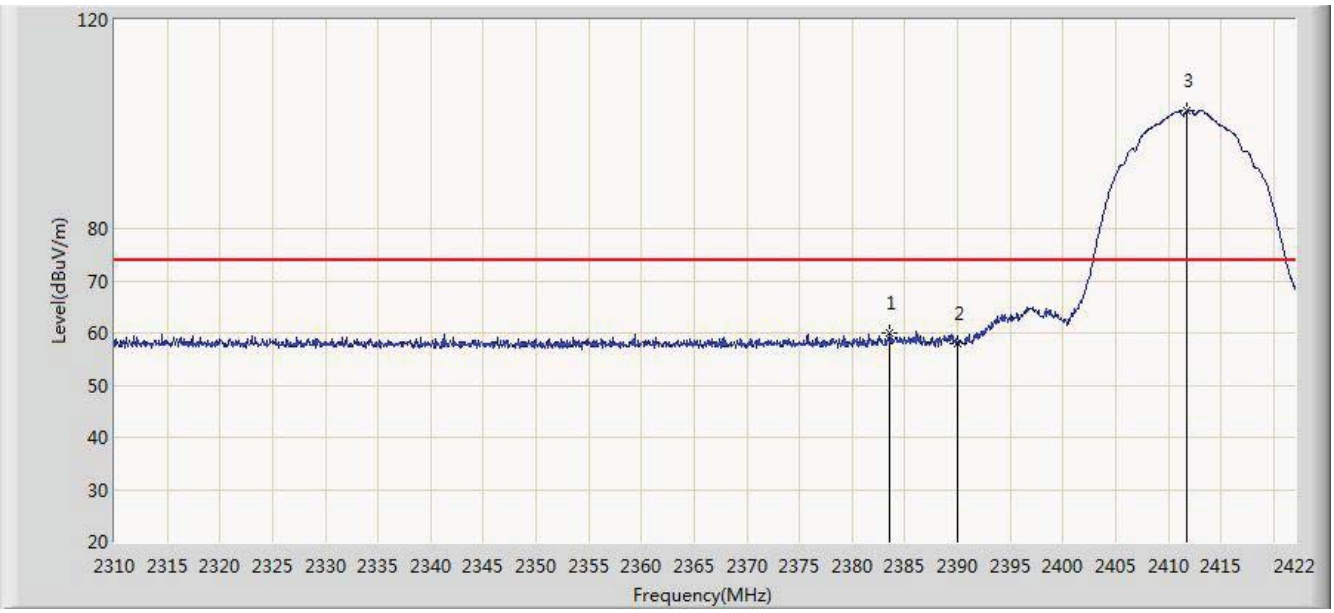

No	Flag	Mark	Frequency (MHz)	Measure Level (dBuV/m)	Reading Level (dBuV)	Over Limit (dB)	Limit (dBuV/m)	Factor (dB)	Type
1			2383.528	59.917	28.702	-14.083	74.000	31.215	PK
2			2390.000	57.941	26.738	-16.059	74.000	31.203	PK
3		*	2411.752	102.468	71.298	N/A	N/A	31.170	PK

Note: Measure Level (dBμV/m) = Reading Level (dBμV) + Factor (dB)

Factor (dB) = Cable Loss (dB) + Antenna Factor (dB/m)

Site: AC1	Time: 2015/09/28 - 22:23
Limit: FCC_Part15.209_RE(3m)	Engineer: Lewis Huang
Probe: BBHA9120D_1-18GHz	Polarity: Horizontal
EUT: Audio Conference Phone	Power: AC 120V/60Hz
Test Mode: Transmit at Channel 2412MHz by 802.11b	

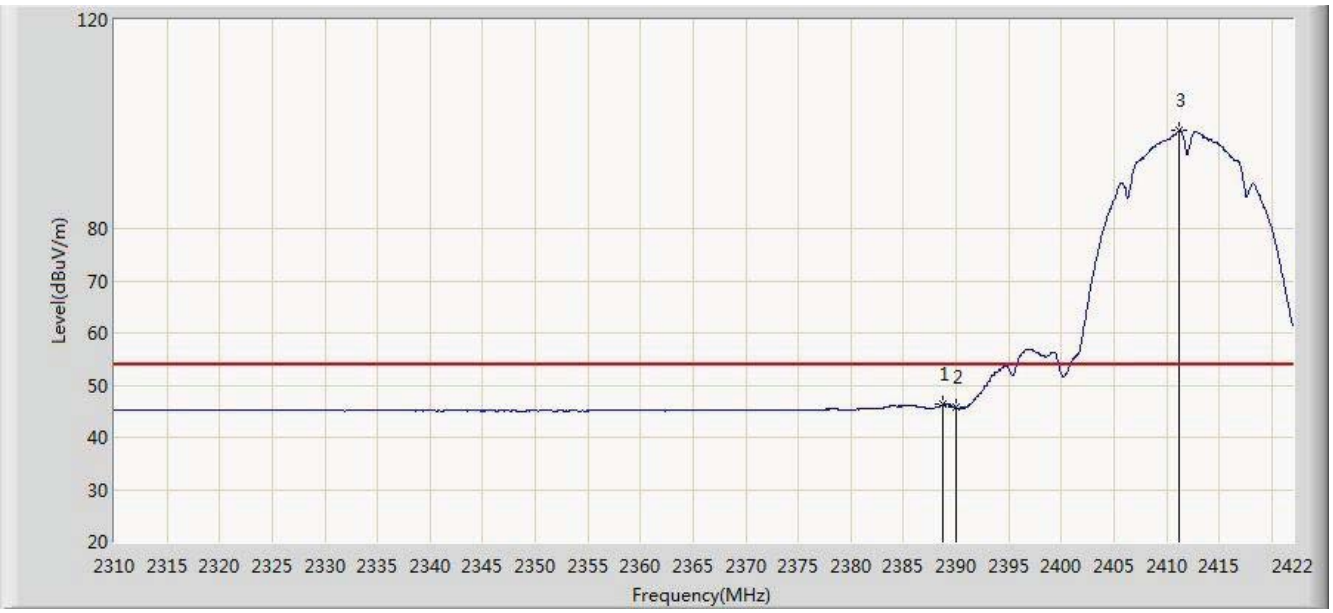

No	Flag	Mark	Frequency (MHz)	Measure Level (dBuV/m)	Reading Level (dBuV)	Over Limit (dB)	Limit (dBuV/m)	Factor (dB)	Type
1			2388.792	46.246	15.041	-7.754	54.000	31.205	AV
2			2390.000	45.664	14.461	-8.336	54.000	31.203	AV
3		*	2411.136	98.817	67.646	N/A	N/A	31.171	AV

Note: Measure Level (dBμV/m) = Reading Level (dBμV) + Factor (dB)

Factor (dB) = Cable Loss (dB) + Antenna Factor (dB/m)

Site: AC1	Time: 2015/09/28 - 22:23
Limit: FCC_Part15.209_RE(3m)	Engineer: Lewis Huang
Probe: BBHA9120D_1-18GHz	Polarity: Vertical
EUT: Audio Conference Phone	Power: AC 120V/60Hz
Test Mode: Transmit at Channel 2412MHz by 802.11b	

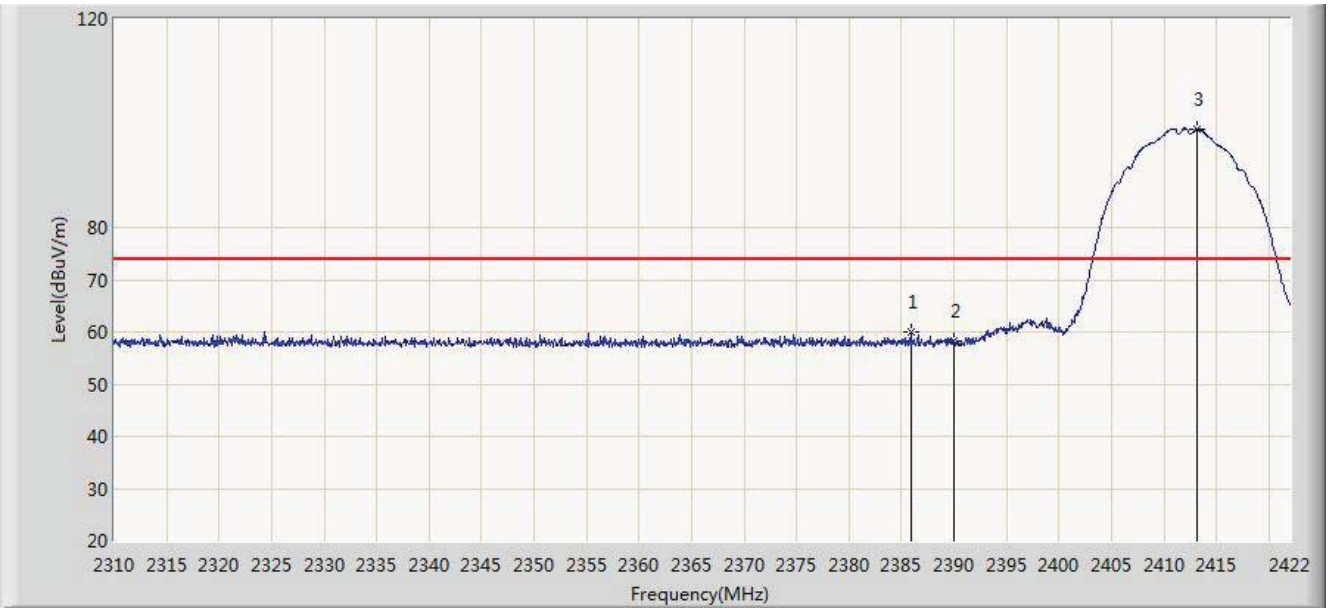

No	Flag	Mark	Frequency (MHz)	Measure Level (dBuV/m)	Reading Level (dBuV)	Over Limit (dB)	Limit (dBuV/m)	Factor (dB)	Type
1			2385.936	60.079	28.869	-13.921	74.000	31.210	PK
2			2390.000	58.244	27.041	-15.756	74.000	31.203	PK
3		*	2413.208	98.891	67.724	N/A	N/A	31.167	PK

Note: Measure Level (dBμV/m) = Reading Level (dBμV) + Factor (dB)

Factor (dB) = Cable Loss (dB) + Antenna Factor (dB/m)

Site: AC1	Time: 2015/09/28 - 22:25
Limit: FCC_Part15.209_RE(3m)	Engineer: Lewis Huang
Probe: BBHA9120D_1-18GHz	Polarity: Vertical
EUT: Audio Conference Phone	Power: AC 120V/60Hz
Test Mode: Transmit at Channel 2412MHz by 802.11b	

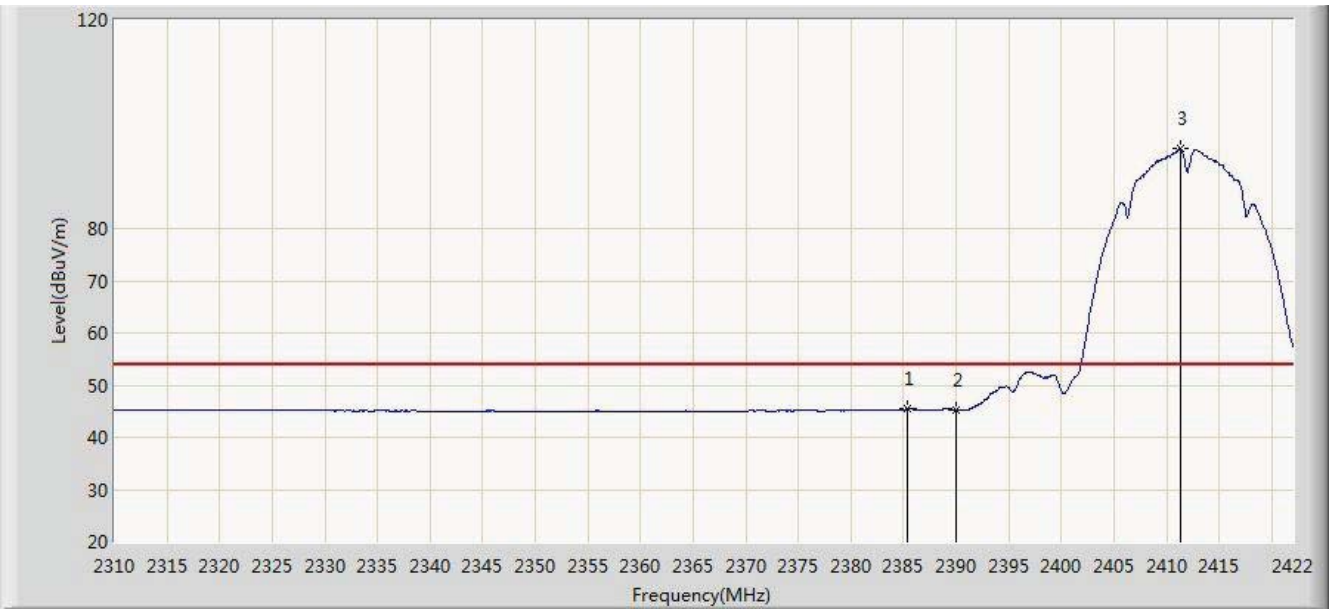

No	Flag	Mark	Frequency (MHz)	Measure Level (dBuV/m)	Reading Level (dBuV)	Over Limit (dB)	Limit (dBuV/m)	Factor (dB)	Type
1			2385.376	45.363	14.152	-8.637	54.000	31.211	AV
2			2390.000	45.272	14.069	-8.728	54.000	31.203	AV
3		*	2411.304	95.342	64.171	N/A	N/A	31.171	AV

Note: Measure Level (dBμV/m) = Reading Level (dBμV) + Factor (dB)

Factor (dB) = Cable Loss (dB) + Antenna Factor (dB/m)

Site: AC1	Time: 2015/09/28 - 22:25
Limit: FCC_Part15.209_RE(3m)	Engineer: Lewis Huang
Probe: BBHA9120D_1-18GHz	Polarity: Horizontal
EUT: Audio Conference Phone	Power: AC 120V/60Hz
Test Mode: Transmit at Channel 2462MHz by 802.11b	

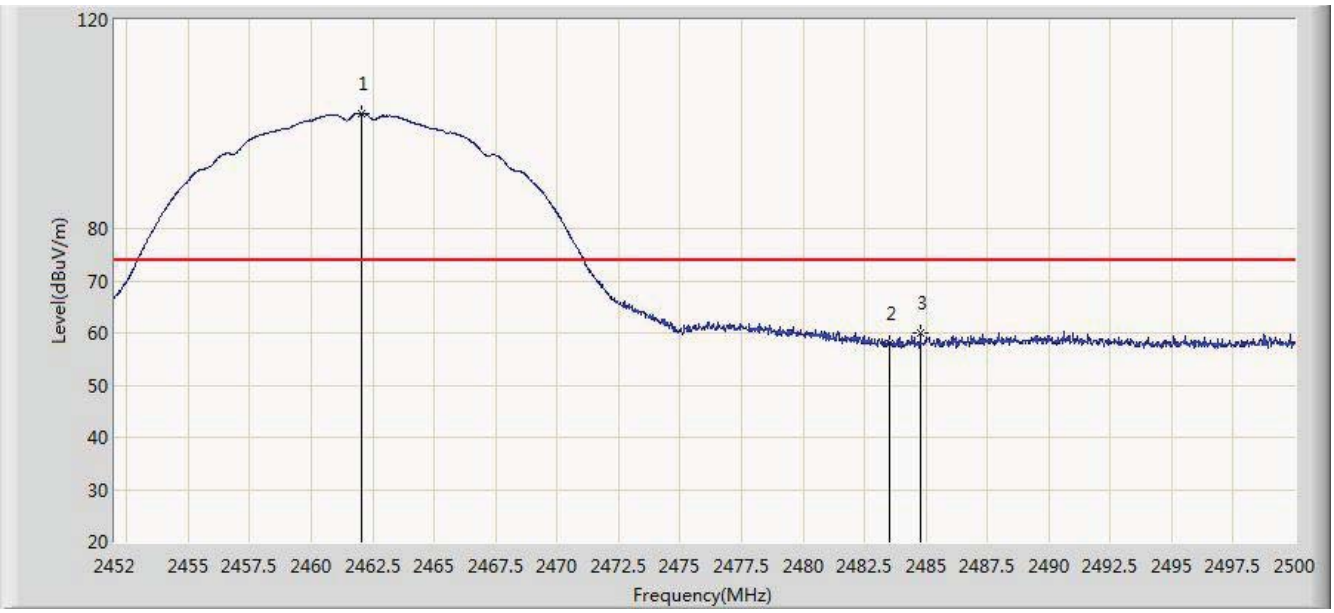

No	Flag	Mark	Frequency (MHz)	Measure Level (dBuV/m)	Reading Level (dBuV)	Over Limit (dB)	Limit (dBuV/m)	Factor (dB)	Type
1		*	2462.056	102.091	70.956	N/A	N/A	31.135	PK
2			2483.500	58.003	26.810	-15.997	74.000	31.194	PK
3			2484.784	59.918	28.721	-14.082	74.000	31.197	PK

Note: Measure Level (dBμV/m) = Reading Level (dBμV) + Factor (dB)

Factor (dB) = Cable Loss (dB) + Antenna Factor (dB/m)

Site: AC1	Time: 2015/09/28 - 22:26
Limit: FCC_Part15.209_RE(3m)	Engineer: Lewis Huang
Probe: BBHA9120D_1-18GHz	Polarity: Horizontal
EUT: Audio Conference Phone	Power: AC 120V/60Hz
Test Mode: Transmit at Channel 2462MHz by 802.11b	

No	Flag	Mark	Frequency (MHz)	Measure Level (dBuV/m)	Reading Level (dBuV)	Over Limit (dB)	Limit (dBuV/m)	Factor (dB)	Type
1		*	2462.800	97.875	66.738	N/A	N/A	31.137	AV
2			2483.500	45.376	14.183	-8.624	54.000	31.194	AV
3			2488.648	46.557	15.350	-7.443	54.000	31.207	AV

Note: Measure Level (dBμV/m) = Reading Level (dBμV) + Factor (dB)

Factor (dB) = Cable Loss (dB) + Antenna Factor (dB/m)

Site: AC1	Time: 2015/09/28 - 22:26
Limit: FCC_Part15.209_RE(3m)	Engineer: Lewis Huang
Probe: BBHA9120D_1-18GHz	Polarity: Vertical
EUT: Audio Conference Phone	Power: AC 120V/60Hz
Test Mode: Transmit at Channel 2462MHz by 802.11b	

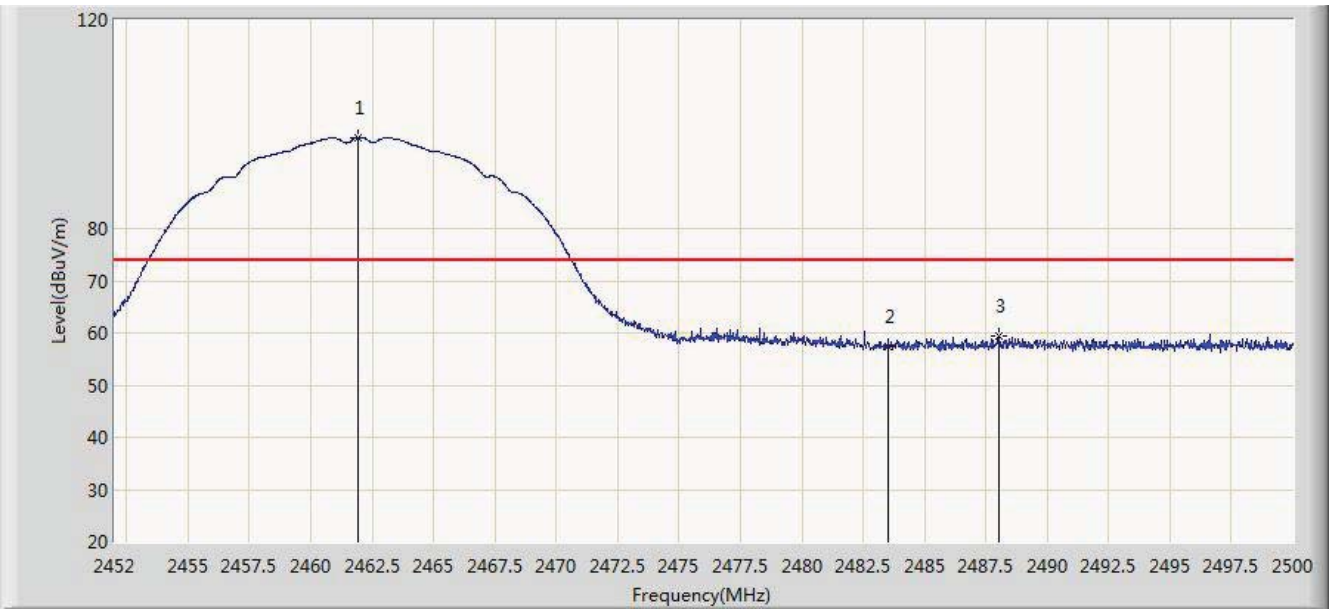

No	Flag	Mark	Frequency (MHz)	Measure Level (dBuV/m)	Reading Level (dBuV)	Over Limit (dB)	Limit (dBuV/m)	Factor (dB)	Type
1		*	2461.912	97.495	66.360	N/A	N/A	31.135	PK
2			2483.500	57.520	26.327	-16.480	74.000	31.194	PK
3			2488.000	59.350	28.145	-14.650	74.000	31.205	PK

Note: Measure Level (dBμV/m) = Reading Level (dBμV) + Factor (dB)

Factor (dB) = Cable Loss (dB) + Antenna Factor (dB/m)

Site: AC1	Time: 2015/09/28 - 22:27
Limit: FCC_Part15.209_RE(3m)	Engineer: Lewis Huang
Probe: BBHA9120D_1-18GHz	Polarity: Vertical
EUT: Audio Conference Phone	Power: AC 120V/60Hz
Test Mode: Transmit at Channel 2462MHz by 802.11b	

No	Flag	Mark	Frequency (MHz)	Measure Level (dBuV/m)	Reading Level (dBuV)	Over Limit (dB)	Limit (dBuV/m)	Factor (dB)	Type
1		*	2461.312	94.142	63.008	N/A	N/A	31.134	AV
2			2483.500	45.194	14.001	-8.806	54.000	31.194	AV
3			2488.480	45.491	14.285	-8.509	54.000	31.207	AV

Note: Measure Level (dBμV/m) = Reading Level (dBμV) + Factor (dB)

Factor (dB) = Cable Loss (dB) + Antenna Factor (dB/m)

Site: AC1	Time: 2015/09/28 - 22:27
Limit: FCC_Part15.209_RE(3m)	Engineer: Lewis Huang
Probe: BBHA9120D_1-18GHz	Polarity: Horizontal
EUT: Audio Conference Phone	Power: AC 120V/60Hz
Test Mode: Transmit at Channel 2412MHz by 802.11g	

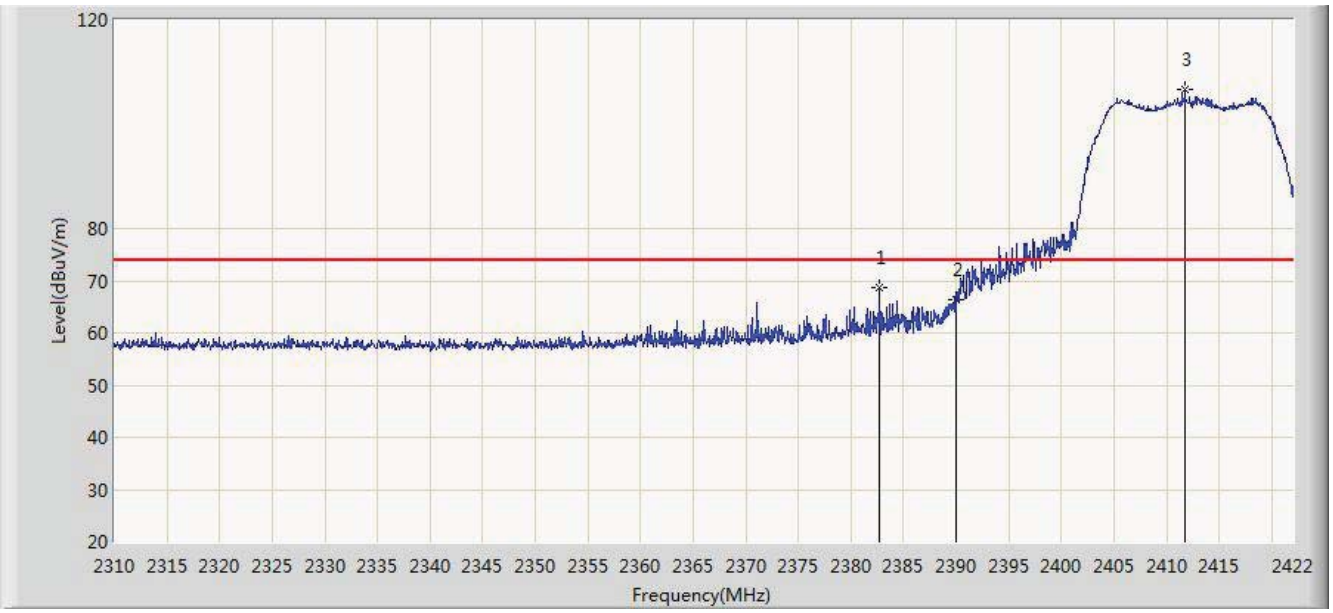

No	Flag	Mark	Frequency (MHz)	Measure Level (dBuV/m)	Reading Level (dBuV)	Over Limit (dB)	Limit (dBuV/m)	Factor (dB)	Type
1			2382.744	68.742	37.526	-5.258	74.000	31.216	PK
2			2390.000	66.367	35.164	-7.633	74.000	31.203	PK
3		*	2411.752	106.533	75.363	N/A	N/A	31.170	PK

Note: Measure Level (dBμV/m) = Reading Level (dBμV) + Factor (dB)

Factor (dB) = Cable Loss (dB) + Antenna Factor (dB/m)

Site: AC1	Time: 2015/09/28 - 22:28
Limit: FCC_Part15.209_RE(3m)	Engineer: Lewis Huang
Probe: BBHA9120D_1-18GHz	Polarity: Horizontal
EUT: Audio Conference Phone	Power: AC 120V/60Hz
Test Mode: Transmit at Channel 2412MHz by 802.11g	

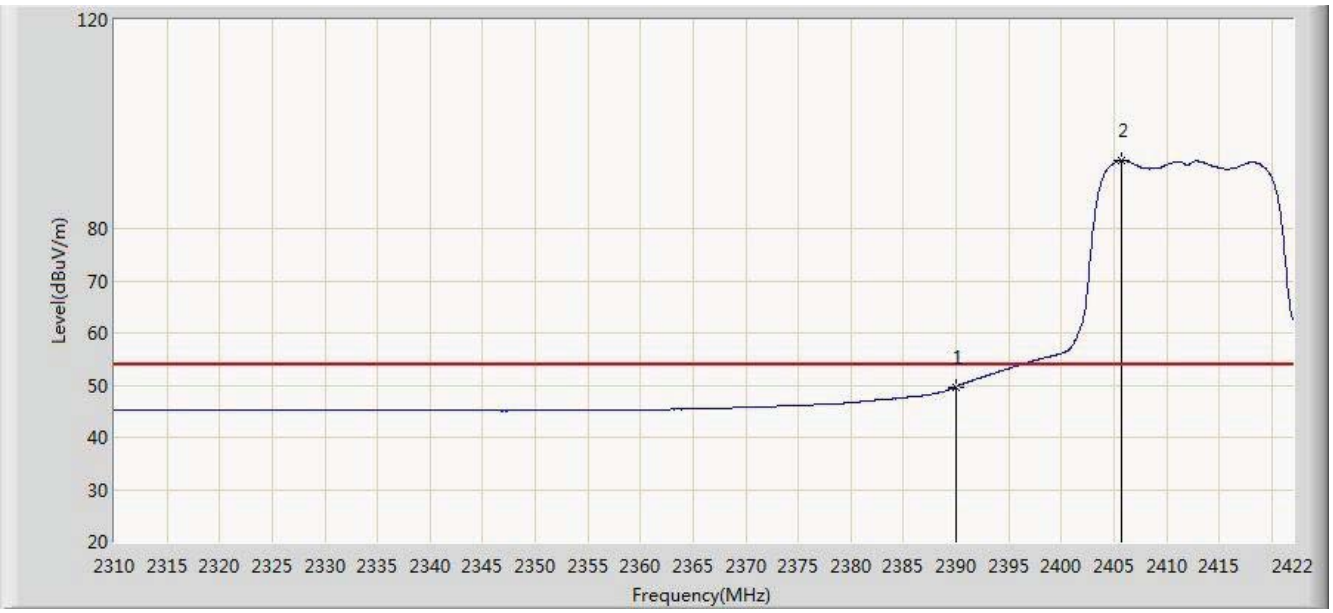

No	Flag	Mark	Frequency (MHz)	Measure Level (dBuV/m)	Reading Level (dBuV)	Over Limit (dB)	Limit (dBuV/m)	Factor (dB)	Type
1			2390.000	49.684	18.481	-4.316	54.000	31.203	AV
2		*	2405.760	93.029	61.850	N/A	N/A	31.178	AV

Note: Measure Level (dBμV/m) = Reading Level (dBμV) + Factor (dB)

Factor (dB) = Cable Loss (dB) + Antenna Factor (dB/m)

Remark: Only worse case is reported

Site: AC1	Time: 2015/09/28 - 22:29
Limit: FCC_Part15.209_RE(3m)	Engineer: Lewis Huang
Probe: BBHA9120D_1-18GHz	Polarity: Vertical
EUT: Audio Conference Phone	Power: AC 120V/60Hz
Test Mode: Transmit at Channel 2412MHz by 802.11g	

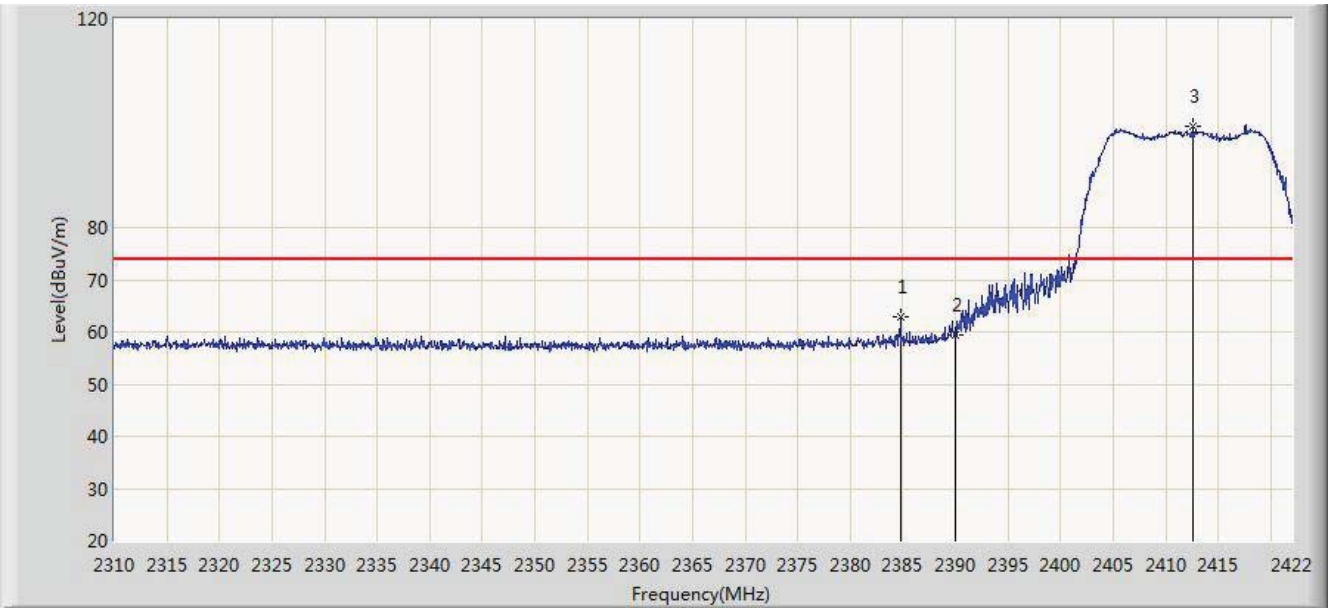

No	Flag	Mark	Frequency (MHz)	Measure Level (dBuV/m)	Reading Level (dBuV)	Over Limit (dB)	Limit (dBuV/m)	Factor (dB)	Type
1			2384.816	62.891	31.679	-11.109	74.000	31.212	PK
2			2390.000	59.450	28.247	-14.550	74.000	31.203	PK
3		*	2412.536	99.403	68.234	N/A	N/A	31.169	PK

Note: Measure Level (dBμV/m) = Reading Level (dBμV) + Factor (dB)

Factor (dB) = Cable Loss (dB) + Antenna Factor (dB/m)

Site: AC1	Time: 2015/09/28 - 22:29
Limit: FCC_Part15.209_RE(3m)	Engineer: Lewis Huang
Probe: BBHA9120D_1-18GHz	Polarity: Vertical
EUT: Audio Conference Phone	Power: AC 120V/60Hz
Test Mode: Transmit at Channel 2412MHz by 802.11g	

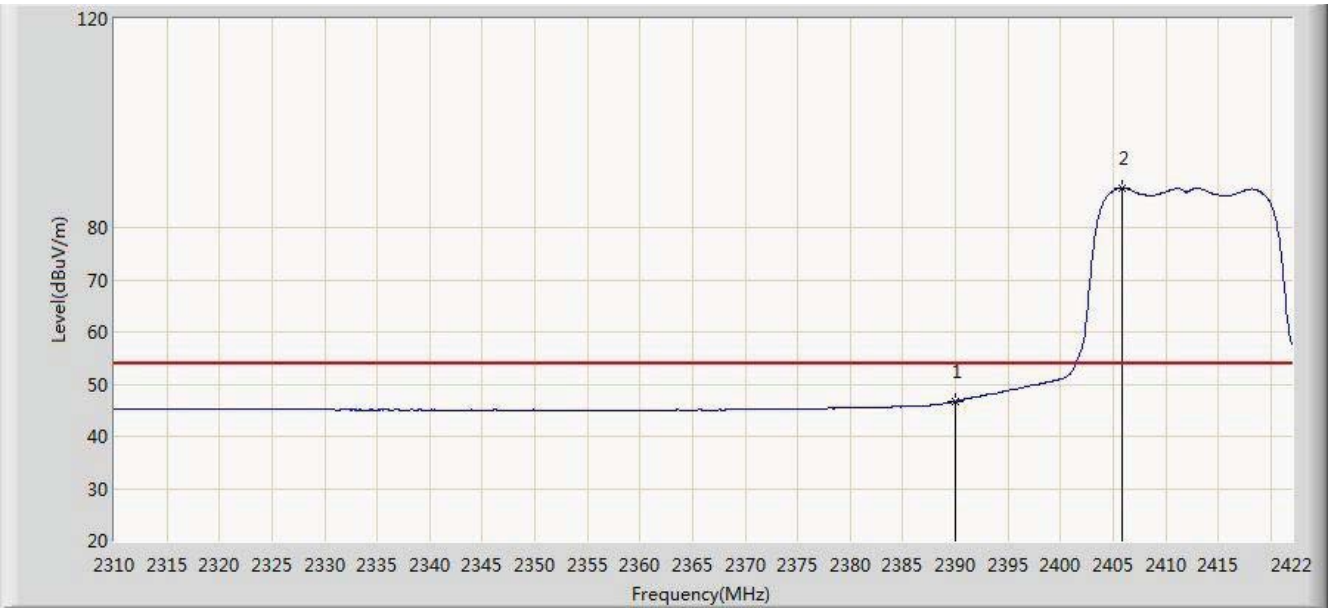

No	Flag	Mark	Frequency (MHz)	Measure Level (dBuV/m)	Reading Level (dBuV)	Over Limit (dB)	Limit (dBuV/m)	Factor (dB)	Type
1			2390.000	46.655	15.452	-7.345	54.000	31.203	AV
2		*	2405.928	87.557	56.379	N/A	N/A	31.179	AV

Note: Measure Level (dBμV/m) = Reading Level (dBμV) + Factor (dB)

Factor (dB) = Cable Loss (dB) + Antenna Factor (dB/m)

Remark: Only worse case is reported

Site: AC1	Time: 2015/09/28 - 21:44
Limit: FCC_Part15.209_RE(3m)	Engineer: Lewis Huang
Probe: BBHA9120D_1-18GHz	Polarity: Horizontal
EUT: Audio Conference Phone	Power: AC 120V/60Hz
Test Mode: Transmit at Channel 2462MHz by 802.11g	

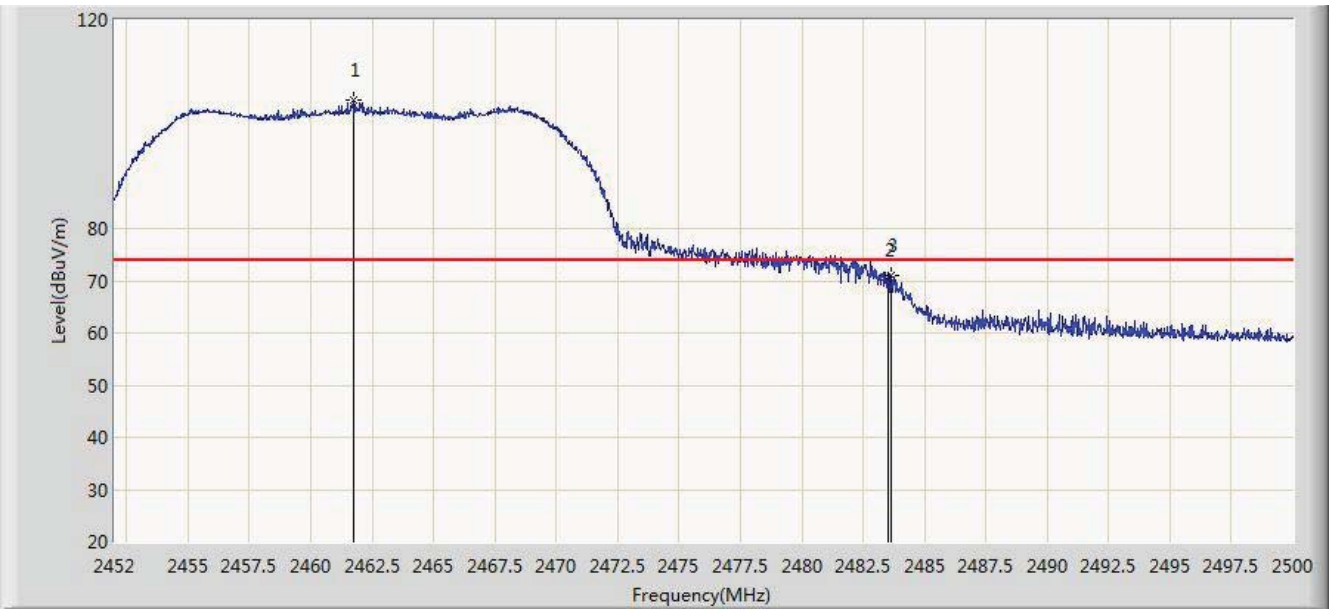

No	Flag	Mark	Frequency (MHz)	Measure Level (dBuV/m)	Reading Level (dBuV)	Over Limit (dB)	Limit (dBuV/m)	Factor (dB)	Type
1		*	2461.744	104.665	73.530	N/A	N/A	31.135	PK
2			2483.500	70.118	38.925	-3.882	74.000	31.194	PK
3			2483.632	71.023	39.829	-2.977	74.000	31.194	PK

Note: Measure Level (dBμV/m) = Reading Level (dBμV) + Factor (dB)

Factor (dB) = Cable Loss (dB) + Antenna Factor (dB/m)

Site: AC1	Time: 2015/09/28 - 21:51
Limit: FCC_Part15.209_RE(3m)	Engineer: Lewis Huang
Probe: BBHA9120D_1-18GHz	Polarity: Horizontal
EUT: Audio Conference Phone	Power: AC 120V/60Hz
Test Mode: Transmit at Channel 2462MHz by 802.11g	

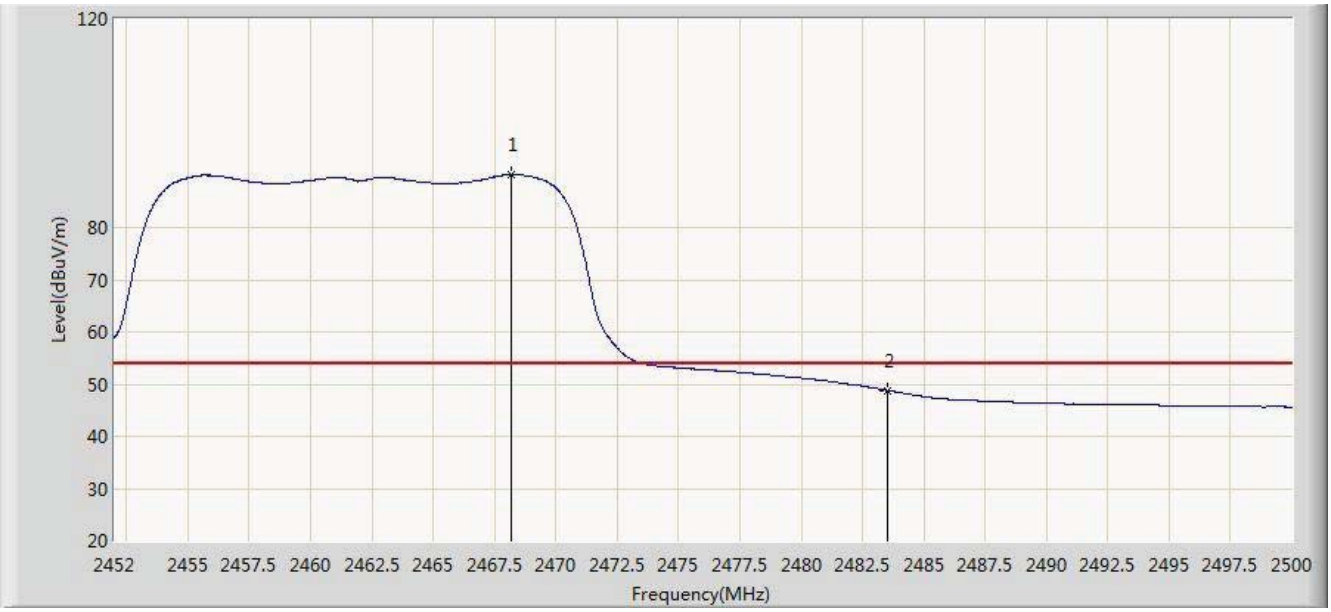

No	Flag	Mark	Frequency (MHz)	Measure Level (dBuV/m)	Reading Level (dBuV)	Over Limit (dB)	Limit (dBuV/m)	Factor (dB)	Type
1		*	2468.176	90.138	58.987	N/A	N/A	31.151	AV
2			2483.500	48.804	17.611	-5.196	54.000	31.194	AV

Note: Measure Level (dBμV/m) = Reading Level (dBμV) + Factor (dB)

Factor (dB) = Cable Loss (dB) + Antenna Factor (dB/m)

Remark: Only worse case is reported

Site: AC1	Time: 2015/09/28 - 21:52
Limit: FCC_Part15.209_RE(3m)	Engineer: Lewis Huang
Probe: BBHA9120D_1-18GHz	Polarity: Vertical
EUT: Audio Conference Phone	Power: AC 120V/60Hz
Test Mode: Transmit at Channel 2462MHz by 802.11g	

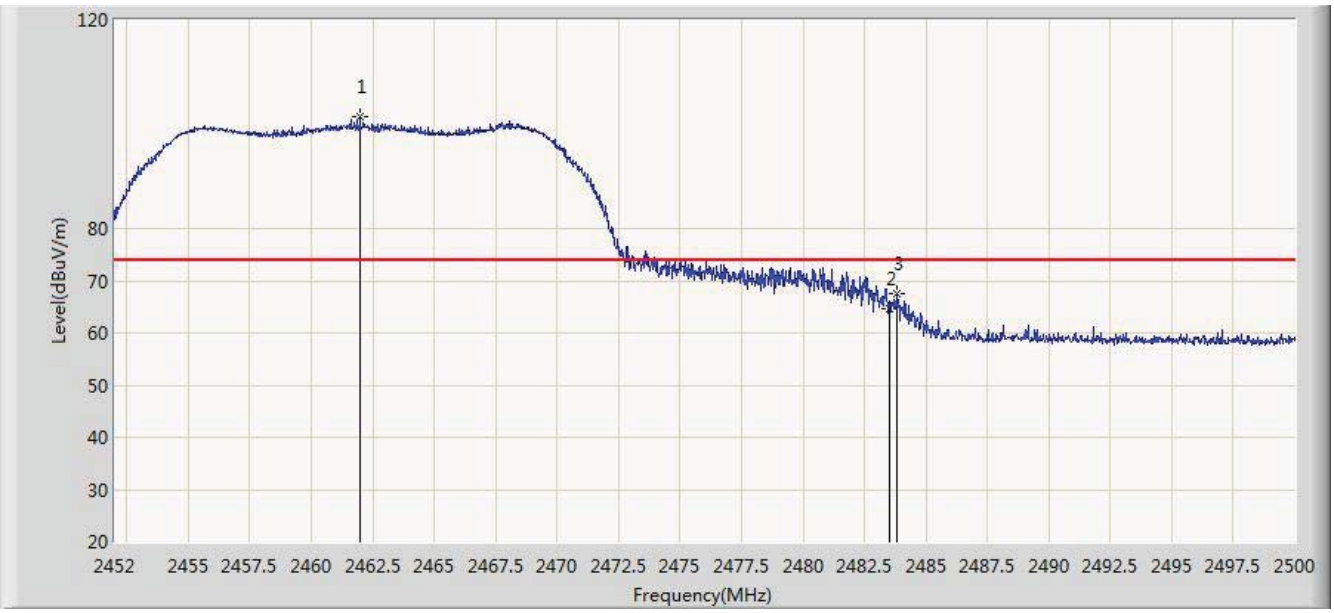

No	Flag	Mark	Frequency (MHz)	Measure Level (dBuV/m)	Reading Level (dBuV)	Over Limit (dB)	Limit (dBuV/m)	Factor (dB)	Type
1		*	2461.984	101.401	70.266	N/A	N/A	31.135	PK
2			2483.500	64.638	33.445	-9.362	74.000	31.194	PK
3			2483.848	67.651	36.457	-6.349	74.000	31.194	PK

Note: Measure Level (dBμV/m) = Reading Level (dBμV) + Factor (dB)

Factor (dB) = Cable Loss (dB) + Antenna Factor (dB/m)

Site: AC1	Time: 2015/09/28 - 21:55
Limit: FCC_Part15.209_RE(3m)	Engineer: Lewis Huang
Probe: BBHA9120D_1-18GHz	Polarity: Vertical
EUT: Audio Conference Phone	Power: AC 120V/60Hz
Test Mode: Transmit at Channel 2462MHz by 802.11g	

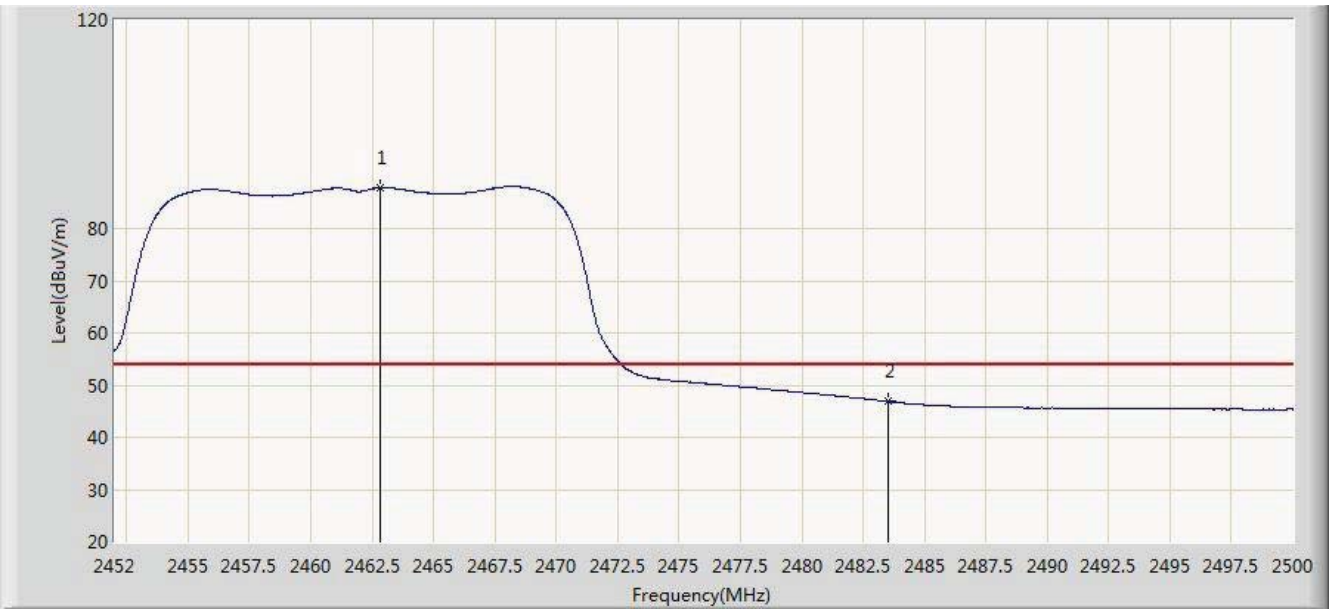

No	Flag	Mark	Frequency (MHz)	Measure Level (dBuV/m)	Reading Level (dBuV)	Over Limit (dB)	Limit (dBuV/m)	Factor (dB)	Type
1		*	2462.848	87.861	56.724	N/A	N/A	31.137	AV
2			2483.500	46.887	15.694	-7.113	54.000	31.194	AV

Note: Measure Level (dBμV/m) = Reading Level (dBμV) + Factor (dB)

Factor (dB) = Cable Loss (dB) + Antenna Factor (dB/m)

Remark: Only worse case is reported

Site: AC1	Time: 2015/09/28 - 22:30
Limit: FCC_Part15.209_RE(3m)	Engineer: Lewis Huang
Probe: BBHA9120D_1-18GHz	Polarity: Horizontal
EUT: Audio Conference Phone	Power: AC 120V/60Hz
Test Mode: Transmit at Channel 2412MHz by 802.11n-HT20	

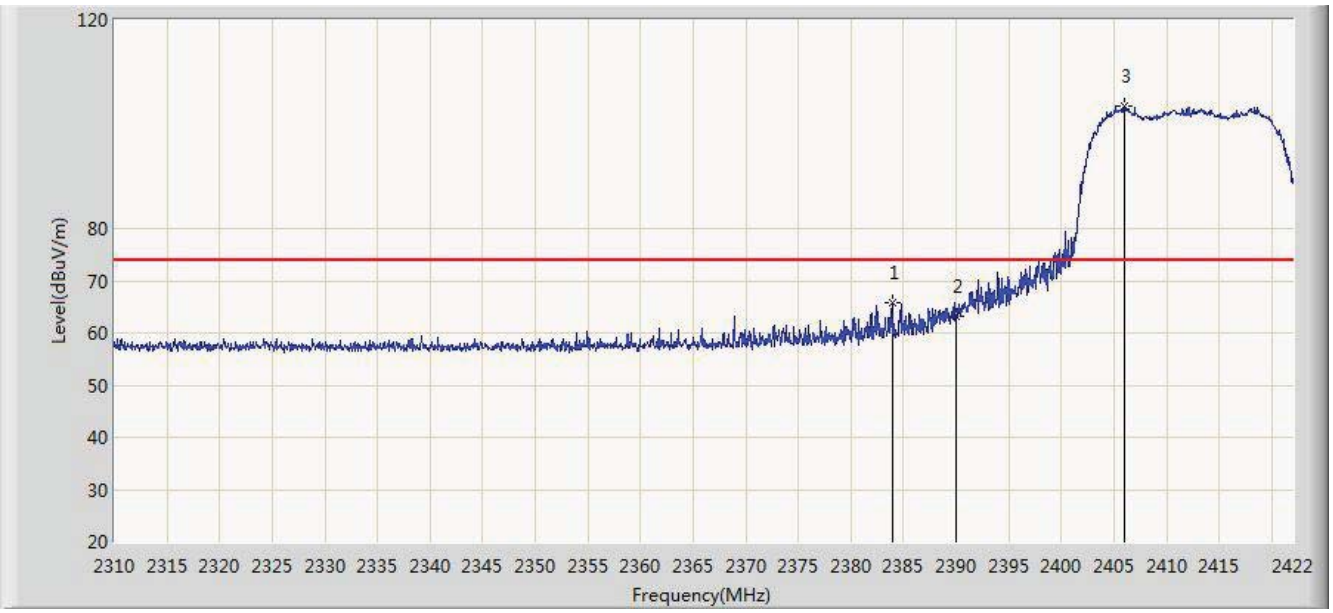

No	Flag	Mark	Frequency (MHz)	Measure Level (dBuV/m)	Reading Level (dBuV)	Over Limit (dB)	Limit (dBuV/m)	Factor (dB)	Type
1			2383.976	65.900	34.686	-8.100	74.000	31.213	PK
2			2390.000	63.244	32.041	-10.756	74.000	31.203	PK
3		*	2406.040	103.455	72.277	N/A	N/A	31.179	PK

Note: Measure Level (dBμV/m) = Reading Level (dBμV) + Factor (dB)

Factor (dB) = Cable Loss (dB) + Antenna Factor (dB/m)

Site: AC1	Time: 2015/09/28 - 22:30
Limit: FCC_Part15.209_RE(3m)	Engineer: Lewis Huang
Probe: BBHA9120D_1-18GHz	Polarity: Horizontal
EUT: Audio Conference Phone	Power: AC 120V/60Hz
Test Mode: Transmit at Channel 2412MHz by 802.11n-HT20	

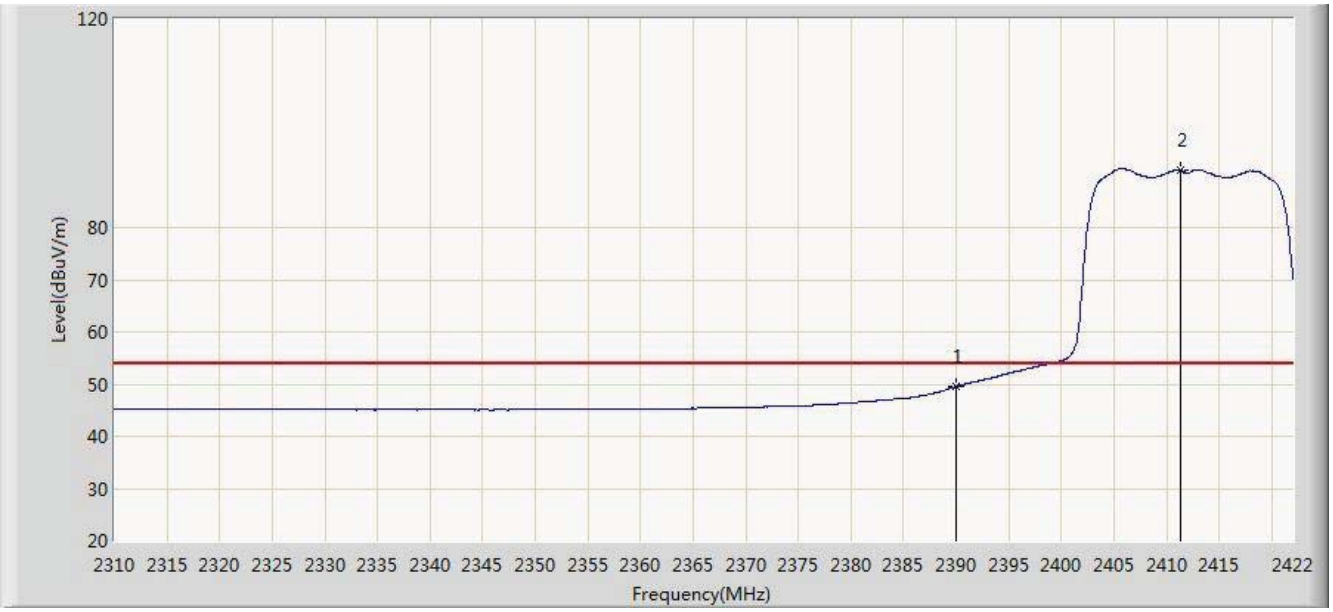

No	Flag	Mark	Frequency (MHz)	Measure Level (dBuV/m)	Reading Level (dBuV)	Over Limit (dB)	Limit (dBuV/m)	Factor (dB)	Type
1			2390.000	49.496	18.293	-4.504	54.000	31.203	AV
2		*	2411.304	91.023	59.852	N/A	N/A	31.171	AV

Note: Measure Level (dBμV/m) = Reading Level (dBμV) + Factor (dB)

Factor (dB) = Cable Loss (dB) + Antenna Factor (dB/m)

Remark: Only worse case is reported

Site: AC1	Time: 2015/09/28 - 22:31
Limit: FCC_Part15.209_RE(3m)	Engineer: Lewis Huang
Probe: BBHA9120D_1-18GHz	Polarity: Vertical
EUT: Audio Conference Phone	Power: AC 120V/60Hz
Test Mode: Transmit at Channel 2412MHz by 802.11n-HT20	

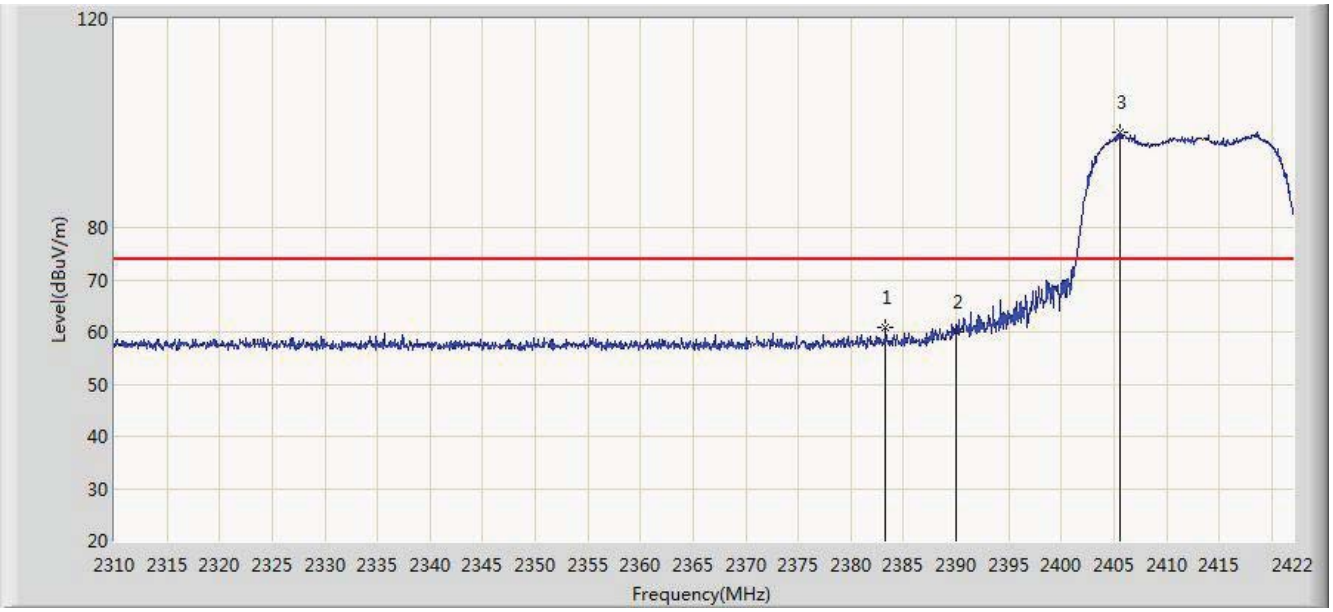

No	Flag	Mark	Frequency (MHz)	Measure Level (dBuV/m)	Reading Level (dBuV)	Over Limit (dB)	Limit (dBuV/m)	Factor (dB)	Type
1			2383.304	60.954	29.739	-13.046	74.000	31.215	PK
2			2390.000	59.997	28.794	-14.003	74.000	31.203	PK
3		*	2405.648	98.125	66.946	N/A	N/A	31.179	PK

Note: Measure Level (dBμV/m) = Reading Level (dBμV) + Factor (dB)

Factor (dB) = Cable Loss (dB) + Antenna Factor (dB/m)

Site: AC1	Time: 2015/09/28 - 22:31
Limit: FCC_Part15.209_RE(3m)	Engineer: Lewis Huang
Probe: BBHA9120D_1-18GHz	Polarity: Vertical
EUT: Audio Conference Phone	Power: AC 120V/60Hz
Test Mode: Transmit at Channel 2412MHz by 802.11n-HT20	

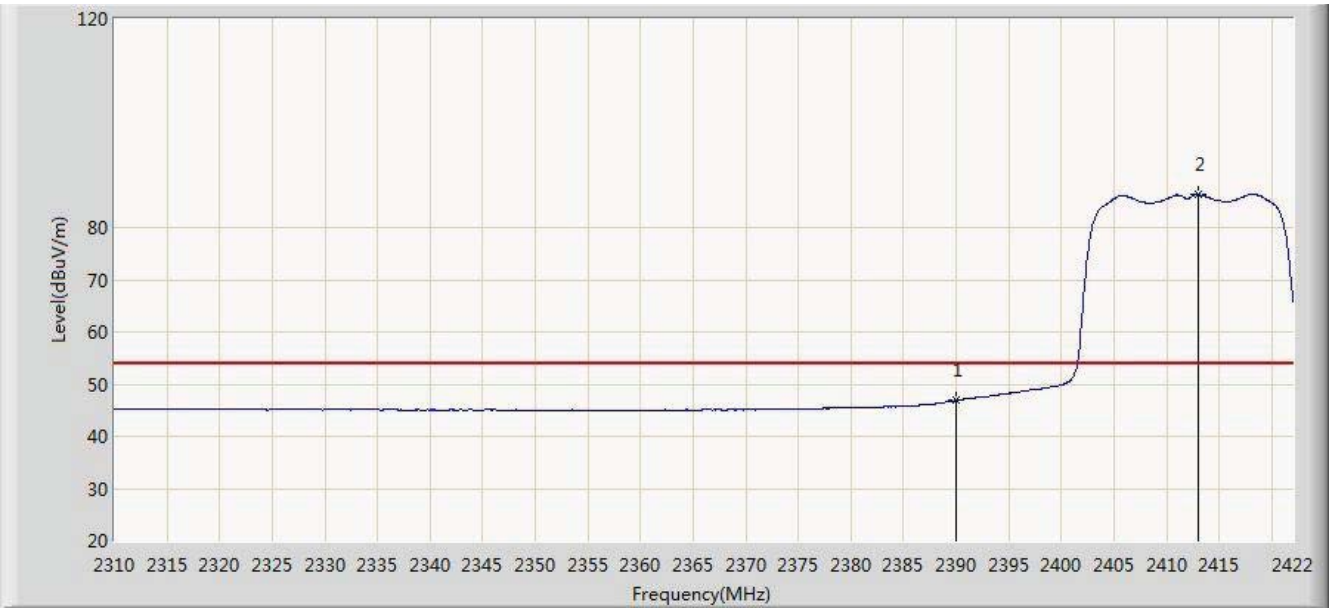

No	Flag	Mark	Frequency (MHz)	Measure Level (dBuV/m)	Reading Level (dBuV)	Over Limit (dB)	Limit (dBuV/m)	Factor (dB)	Type
1			2390.000	46.874	15.671	-7.126	54.000	31.203	AV
2		*	2413.040	86.312	55.144	N/A	N/A	31.167	AV

Note: Measure Level (dBμV/m) = Reading Level (dBμV) + Factor (dB)

Factor (dB) = Cable Loss (dB) + Antenna Factor (dB/m)

Remark: Only worse case is reported

Site: AC1	Time: 2015/09/28 - 22:32
Limit: FCC_Part15.209_RE(3m)	Engineer: Lewis Huang
Probe: BBHA9120D_1-18GHz	Polarity: Horizontal
EUT: Audio Conference Phone	Power: AC 120V/60Hz
Test Mode: Transmit at Channel 2462MHz by 802.11n-HT20	

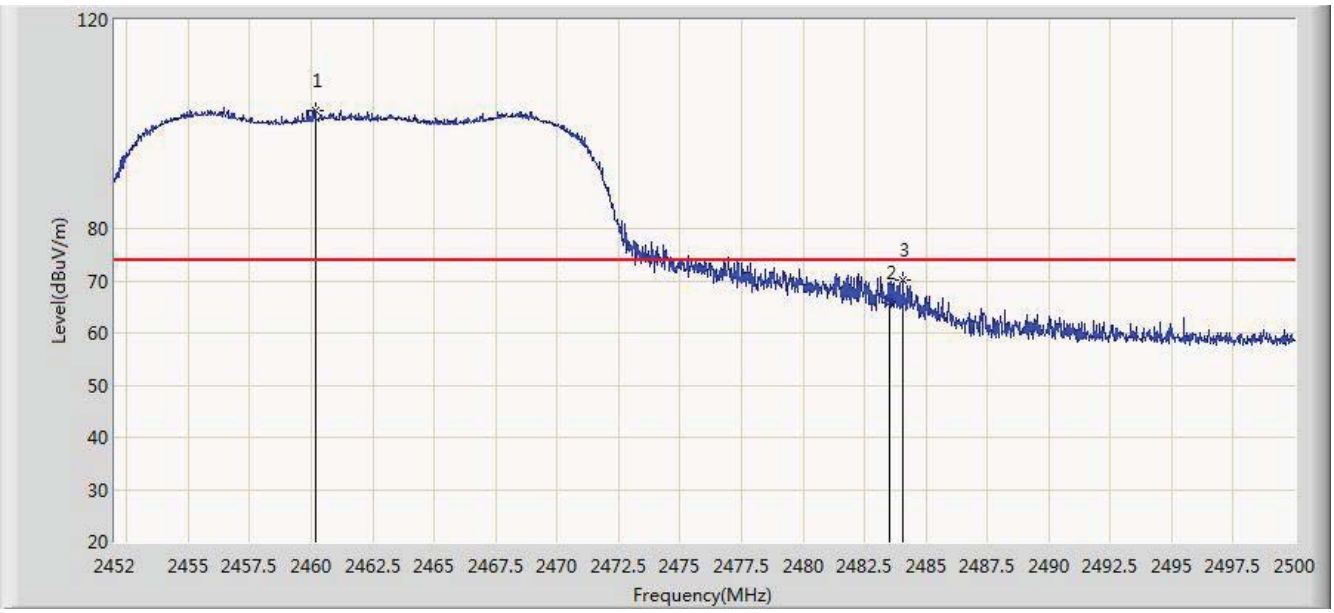

No	Flag	Mark	Frequency (MHz)	Measure Level (dBuV/m)	Reading Level (dBuV)	Over Limit (dB)	Limit (dBuV/m)	Factor (dB)	Type
1		*	2460.184	102.627	71.495	N/A	N/A	31.132	PK
2			2483.500	65.838	34.645	-8.162	74.000	31.194	PK
3			2484.064	70.109	38.914	-3.891	74.000	31.195	PK

Note: Measure Level (dBμV/m) = Reading Level (dBμV) + Factor (dB)

Factor (dB) = Cable Loss (dB) + Antenna Factor (dB/m)

Site: AC1	Time: 2015/09/28 - 22:33
Limit: FCC_Part15.209_RE(3m)	Engineer: Lewis Huang
Probe: BBHA9120D_1-18GHz	Polarity: Horizontal
EUT: Audio Conference Phone	Power: AC 120V/60Hz
Test Mode: Transmit at Channel 2462MHz by 802.11n-HT20	

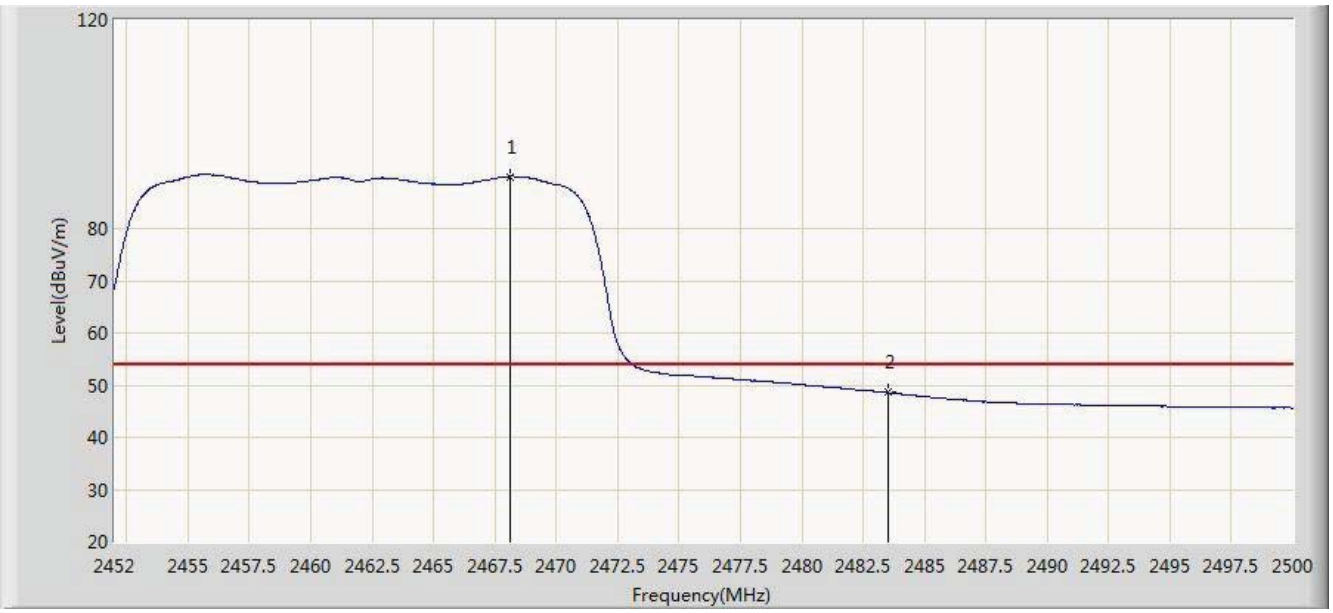

No	Flag	Mark	Frequency (MHz)	Measure Level (dBuV/m)	Reading Level (dBuV)	Over Limit (dB)	Limit (dBuV/m)	Factor (dB)	Type
1		*	2468.104	89.991	58.840	N/A	N/A	31.151	AV
2			2483.500	48.557	17.364	-5.443	54.000	31.194	AV

Note: Measure Level (dBμV/m) = Reading Level (dBμV) + Factor (dB)

Factor (dB) = Cable Loss (dB) + Antenna Factor (dB/m)

Remark: Only worse case is reported

Site: AC1	Time: 2015/09/28 - 22:33
Limit: FCC_Part15.209_RE(3m)	Engineer: Lewis Huang
Probe: BBHA9120D_1-18GHz	Polarity: Vertical
EUT: Audio Conference Phone	Power: AC 120V/60Hz
Test Mode: Transmit at Channel 2462MHz by 802.11n-HT20	

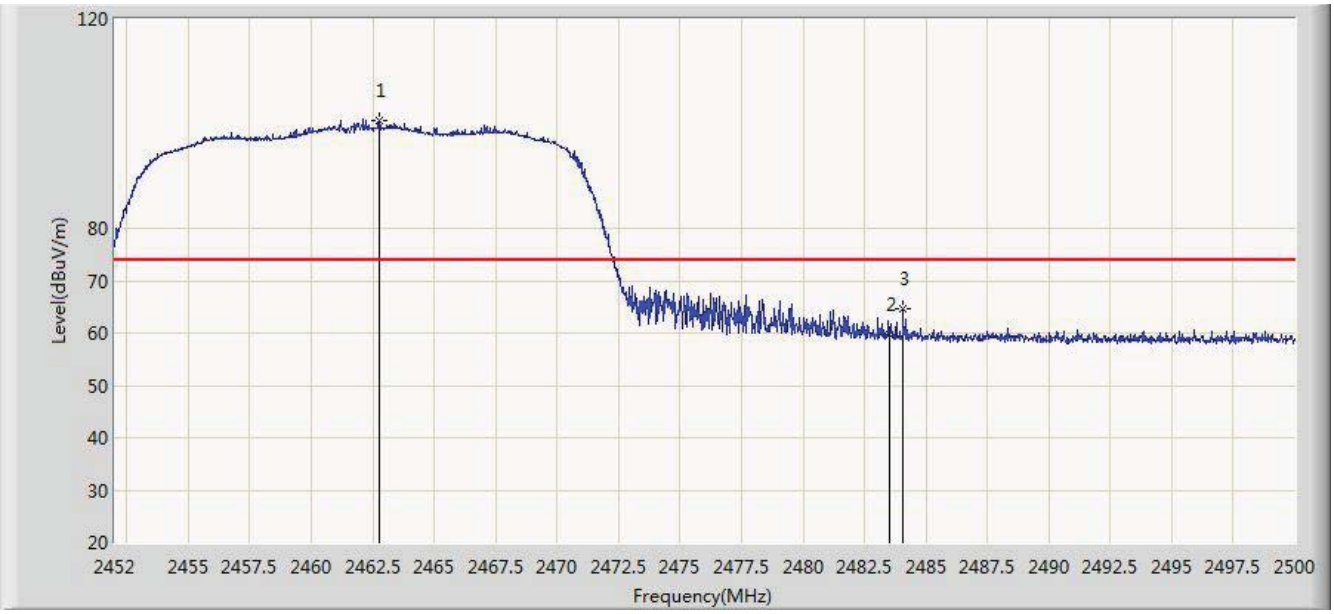

No	Flag	Mark	Frequency (MHz)	Measure Level (dBuV/m)	Reading Level (dBuV)	Over Limit (dB)	Limit (dBuV/m)	Factor (dB)	Type
1		*	2459.992	97.544	66.412	N/A	N/A	31.132	PK
2			2483.500	62.954	31.761	-11.046	74.000	31.194	PK
3			2483.968	65.472	34.277	-8.528	74.000	31.194	PK

Note: Measure Level (dBμV/m) = Reading Level (dBμV) + Factor (dB)

Factor (dB) = Cable Loss (dB) + Antenna Factor (dB/m)

Site: AC1	Time: 2015/09/28 - 22:35
Limit: FCC_Part15.209_RE(3m)	Engineer: Lewis Huang
Probe: BBHA9120D_1-18GHz	Polarity: Vertical
EUT: Audio Conference Phone	Power: AC 120V/60Hz
Test Mode: Transmit at Channel 2462MHz by 802.11n-HT20	

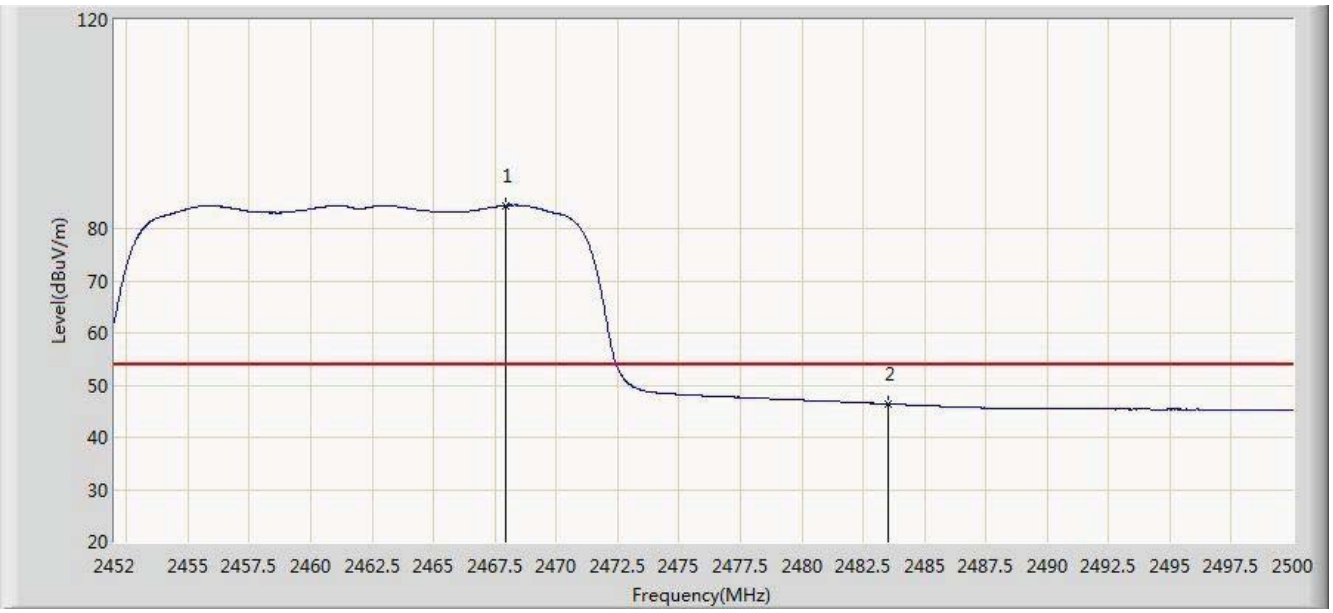

No	Flag	Mark	Frequency (MHz)	Measure Level (dBuV/m)	Reading Level (dBuV)	Over Limit (dB)	Limit (dBuV/m)	Factor (dB)	Type
1		*	2467.936	84.441	53.291	N/A	N/A	31.150	AV
2			2483.500	46.396	15.203	-7.604	54.000	31.194	AV

Note: Measure Level (dBμV/m) = Reading Level (dBμV) + Factor (dB)

Factor (dB) = Cable Loss (dB) + Antenna Factor (dB/m)

Remark: Only worse case is reported

7.8. AC Conducted Emissions Measurement

7.8.1. Test Limit

FCC Part 15 Subpart C Paragraph 15.207 Limits		
Frequency (MHz)	QP (dBuV)	AV (dBuV)
0.15 - 0.50	66 - 56	56 - 46
0.50 - 5.0	56	46
5.0 - 30	60	50

Note 1: The lower limit shall apply at the transition frequencies.

Note 2: The limit decreases linearly with the logarithm of the frequency in the range 0.15MHz to 0.5MHz.

7.8.2. Test Setup

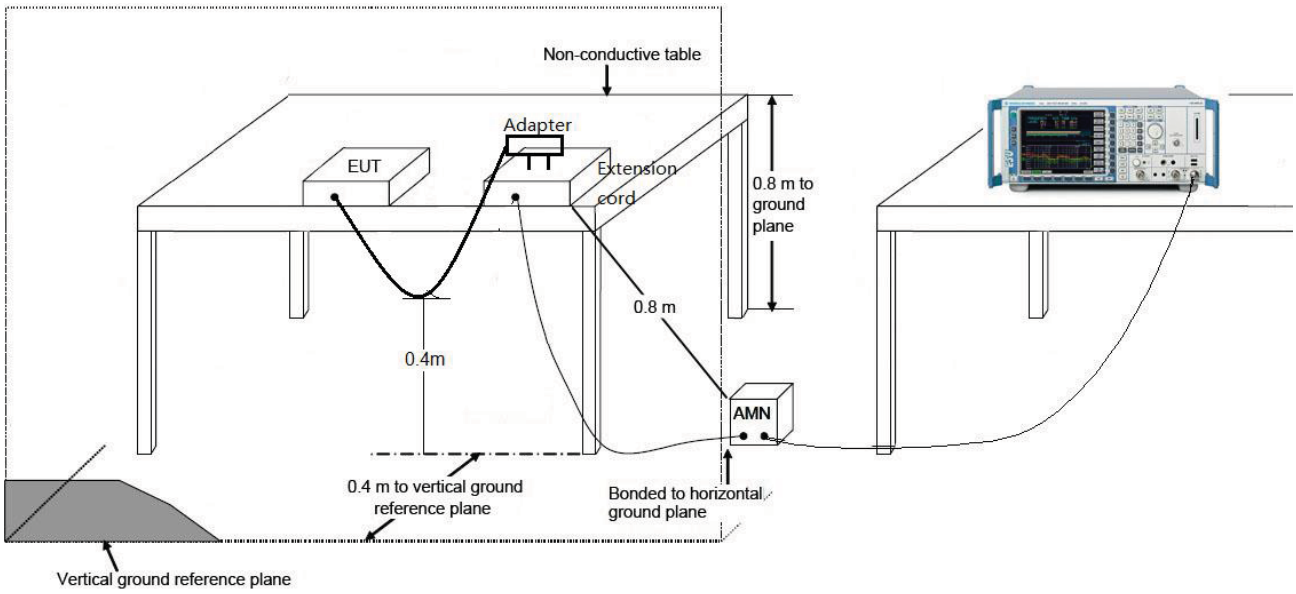

7.8.3. Test Result

Site: SR2	Time: 2015/09/26 - 12:38
Limit: FCC_Part15.207_CE_AC Power	Engineer: Roy Cheng
Probe: ENV216_101683_Filter On	Polarity: Line
EUT: Audio Conference Phone	Power: AC 120V/60Hz
Test Mode: Transmit at 2412MHz by 802.11g with Adapter 1#	

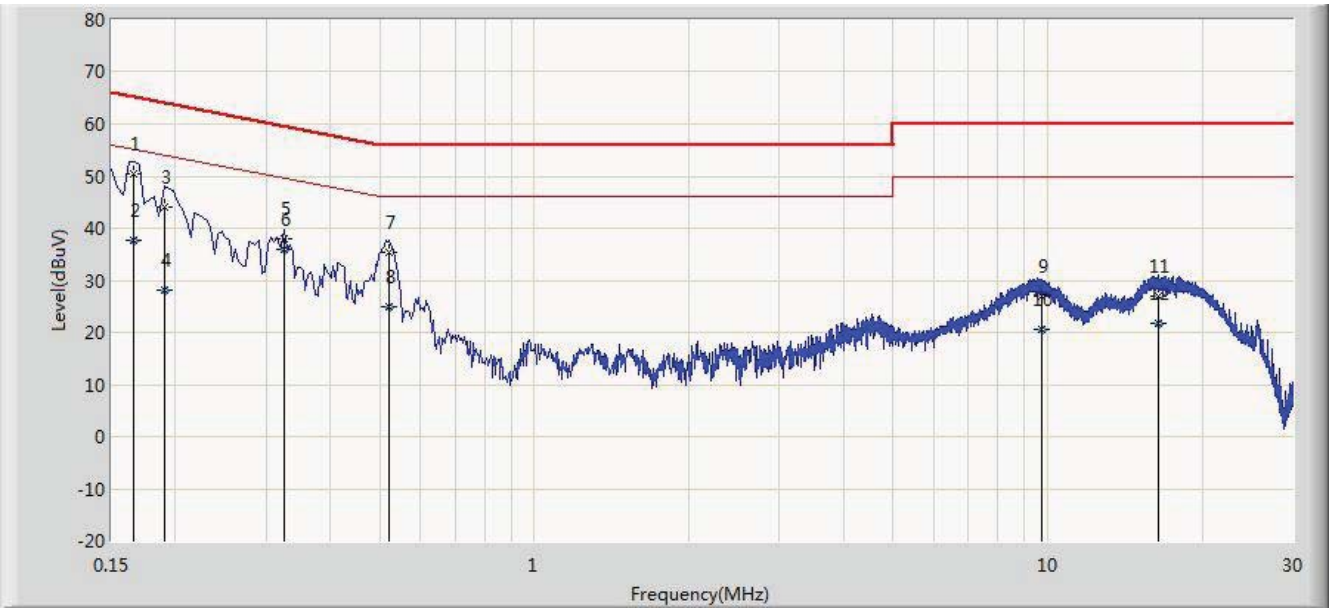

No	Flag	Mark	Frequency (MHz)	Measure Level (dBuV)	Reading Level (dBuV)	Over Limit (dB)	Limit (dBuV)	Factor (dB)	Type
1			0.166	50.354	40.267	-14.804	65.158	10.087	QP
2			0.166	37.765	27.677	-17.394	55.158	10.087	AV
3			0.190	44.062	34.033	-19.975	64.037	10.029	QP
4			0.190	28.180	18.151	-25.857	54.037	10.029	AV
5			0.326	38.115	28.090	-21.438	59.552	10.025	QP
6		*	0.326	36.015	25.990	-13.537	49.552	10.025	AV
7			0.522	35.489	25.334	-20.511	56.000	10.155	QP
8			0.522	25.067	14.912	-20.933	46.000	10.155	AV
9			9.722	27.038	16.891	-32.962	60.000	10.147	QP
10			9.722	20.597	10.451	-29.403	50.000	10.147	AV
11			16.386	27.053	16.985	-32.947	60.000	10.068	QP
12			16.386	21.731	11.663	-28.269	50.000	10.068	AV

Note: Measure Level (dBμV) = Reading Level (dBμV) + Factor (dB)

Factor (dB) = Cable Loss (dB) + LISN Factor (dB)

Site: SR2	Time: 2015/09/26 - 12:45
Limit: FCC_Part15.207_CE_AC Power	Engineer: Roy Cheng
Probe: ENV216_101683_Filter On	Polarity: Neutral
EUT: Audio Conference Phone	Power: AC 120V/60Hz
Test Mode: Transmit at 2412MHz by 802.11g with Adapter 1#	

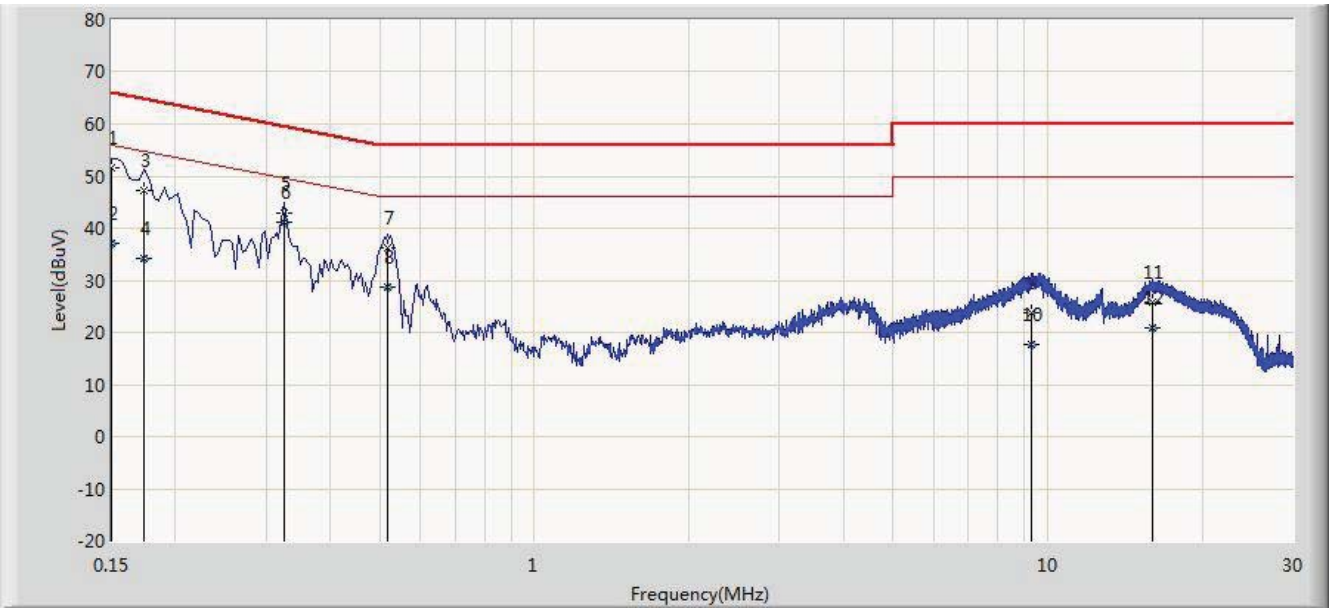

No	Flag	Mark	Frequency (MHz)	Measure Level (dBuV)	Reading Level (dBuV)	Over Limit (dB)	Limit (dBuV)	Factor (dB)	Type
1			0.150	51.628	40.486	-14.372	66.000	11.142	QP
2			0.150	37.124	25.982	-18.876	56.000	11.142	AV
3			0.174	47.346	37.290	-17.421	64.767	10.057	QP
4			0.174	34.107	24.051	-20.660	54.767	10.057	AV
5			0.326	42.847	32.790	-16.706	59.552	10.057	QP
6		*	0.326	41.243	31.187	-8.309	49.552	10.057	AV
7			0.518	36.194	26.018	-19.806	56.000	10.175	QP
8			0.518	28.802	18.626	-17.198	46.000	10.175	AV
9			9.310	23.702	13.530	-36.298	60.000	10.172	QP
10			9.310	17.624	7.452	-32.376	50.000	10.172	AV
11			16.030	25.931	15.814	-34.069	60.000	10.117	QP
12			16.030	20.844	10.727	-29.156	50.000	10.117	AV

Note: Measure Level (dBμV) = Reading Level (dBμV) + Factor (dB)

Factor (dB) = Cable Loss (dB) + LISN Factor (dB)

8. CONCLUSION

The data collected relate only the item(s) tested and show that the **Audio Conference Phone FCC ID: YZZGAC2500** is in compliance with Part 15C of the FCC Rules.

The End