P01 802.11b_Right Tilted_Ch1

DUT: EUT

Communication System: UID 0, 802.11b; Frequency: 2412 MHz;Duty Cycle: 1:1
Medium: H2450 Medium parameters used: f = 2412 MHz; σ = 1.795 S/m; ε_r = 37.994; ρ = 1000 kg/m^3

DASY4 Configuration:
- Probe: EX3DV4 - SN7506; ConvF(6.78, 7.22, 6.73) @ 2412 MHz; Calibrated: 2024/11/12
- Sensor-Surface: 1.4mm (Mechanical Surface Detection)
- Electronics: DAE4 Sn662; Calibrated: 2024/3/18
- Phantom: SAM 1; Type: QD 000 P40 CB; Serial: TP/1378
- Postprocessing SW: SEMCAD, V1.8 Build 186

Area Scan (71x81x1): Interpolated grid: dx=1.200 mm, dy=1.200 mm
Maximum value of SAR (interpolated) = 0.425 W/kg

Zoom Scan (7x7x7)/Cube 0: Measurement grid: dx=5mm, dy=5mm, dz=5mm
Reference Value = 12.24 V/m; Power Drift = -0.10 dB
Peak SAR (extrapolated) = 0.473 W/kg
SAR(1 g) = 0.299 W/kg; SAR(10 g) = 0.165 W/kg
Smallest distance from peaks to all points 3 dB below = 14 mm
Ratio of SAR at M2 to SAR at M1 = 64.4%
Maximum value of SAR (measured) = 0.415 W/kg

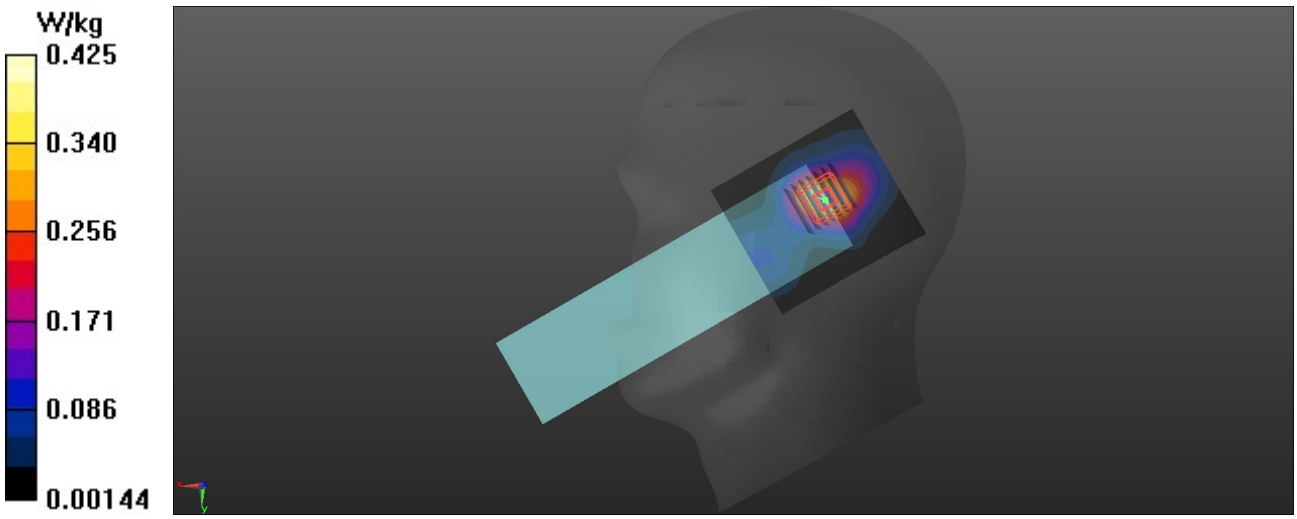

P02 802.11a_Right Tilted_Ch64

DUT: EUT

Communication System: UID 0, 802.11a; Frequency: 5320 MHz;Duty Cycle: 1:1
Medium: H5G Medium parameters used: f = 5320 MHz; σ = 4.812 S/m; ε_r = 36.162; ρ = 1000 kg/m^3

DASY4 Configuration:
- Probe: EX3DV4 - SN7506; ConvF(5.63, 6, 5.58) @ 5320 MHz; Calibrated: 2024/11/12
- Sensor-Surface: 1.4mm (Mechanical Surface Detection)
- Electronics: DAE4 Sn662; Calibrated: 2024/3/18
- Phantom: SAM 1; Type: QD 000 P40 CB; Serial: TP/1378
- Postprocessing SW: SEMCAD, V1.8 Build 186

Area Scan (91x91x1): Interpolated grid: dx=1.000 mm, dy=1.000 mm
Maximum value of SAR (interpolated) = 0.557 W/kg

Zoom Scan (8x8x7)/Cube 0: Measurement grid: dx=4mm, dy=4mm, dz=1.4mm
Reference Value = 0.4160 V/m; Power Drift = 0.07 dB
Peak SAR (extrapolated) = 1.02 W/kg
SAR(1 g) = 0.258 W/kg; SAR(10 g) = 0.091 W/kg
Smallest distance from peaks to all points 3 dB below = 8 mm
Ratio of SAR at M2 to SAR at M1 = 62.1%
Maximum value of SAR (measured) = 0.586 W/kg

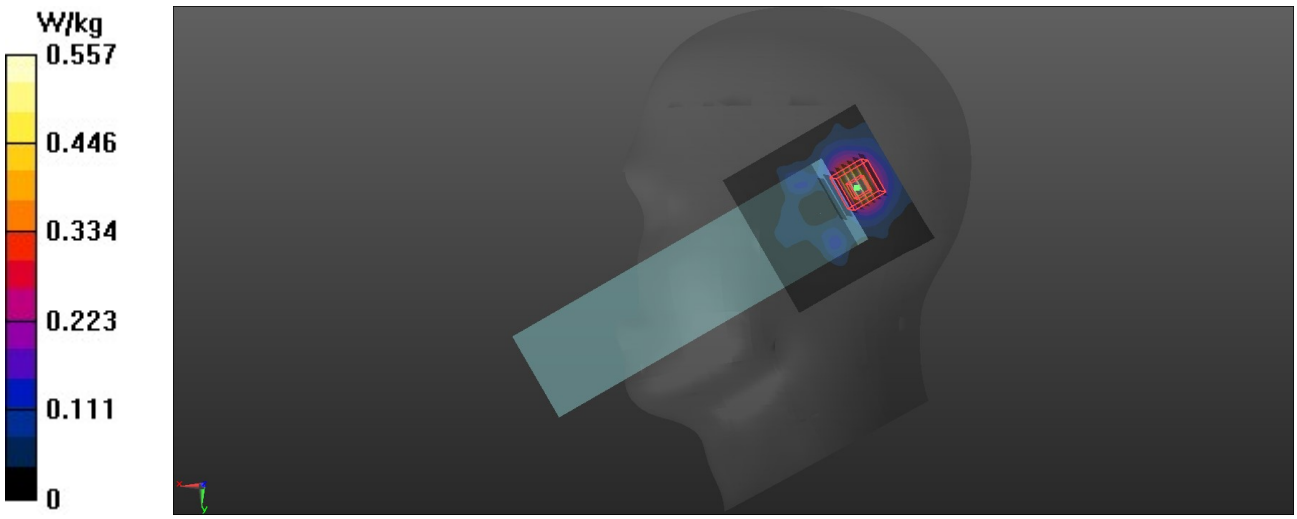

P03 802.11n_HT40_Right Tilted_Ch110

DUT: EUT

Communication System: UID 0, 802.11n; Frequency: 5550 MHz;Duty Cycle: 1:1
Medium: H5G Medium parameters used: f = 5550 MHz; σ = 5.041 S/m; ε_r = 35.829; ρ = 1000 kg/m^3

DASY4 Configuration:
- Probe: EX3DV4 - SN7506; ConvF(5.26, 5.6, 5.22) @ 5550 MHz; Calibrated: 2024/11/12
- Sensor-Surface: 1.4mm (Mechanical Surface Detection)
- Electronics: DAE4 Sn662; Calibrated: 2024/3/18
- Phantom: SAM 1; Type: QD 000 P40 CB; Serial: TP/1378
- Postprocessing SW: SEMCAD, V1.8 Build 186

Area Scan (91x101x1): Interpolated grid: dx=1.000 mm, dy=1.000 mm
Maximum value of SAR (interpolated) = 1.36 W/kg

Zoom Scan (8x8x7)/Cube 0: Measurement grid: dx=4mm, dy=4mm, dz=1.4mm
Reference Value = 0 V/m; Power Drift = 0.00 dB
Peak SAR (extrapolated) = 2.44 W/kg
SAR(1 g) = 0.573 W/kg; SAR(10 g) = 0.205 W/kg
Smallest distance from peaks to all points 3 dB below = 8 mm
Ratio of SAR at M2 to SAR at M1 = 60.7%
Maximum value of SAR (measured) = 1.35 W/kg



P04 802.11n_HT40_Right Tilted_Ch102

DUT: EUT

Communication System: UID 0, 802.11n; Frequency: 5510 MHz;Duty Cycle: 1:1
Medium: H5G Medium parameters used: f = 5510 MHz; σ = 5.003 S/m; ε_r = 35.874; ρ = 1000 kg/m^3

DASY4 Configuration:
- Probe: EX3DV4 - SN7506; ConvF(5.26, 5.6, 5.22) @ 5510 MHz; Calibrated: 2024/11/12
- Sensor-Surface: 1.4mm (Mechanical Surface Detection)
- Electronics: DAE4 Sn662; Calibrated: 2024/3/18
- Phantom: SAM 1; Type: QD 000 P40 CB; Serial: TP/1378
- Postprocessing SW: SEMCAD, V1.8 Build 186

Area Scan (91x101x1): Interpolated grid: dx=1.000 mm, dy=1.000 mm
Maximum value of SAR (interpolated) = 1.20 W/kg

Zoom Scan (8x8x7)/Cube 0: Measurement grid: dx=4mm, dy=4mm, dz=1.4mm
Reference Value = 0 V/m; Power Drift = 0.00 dB
Peak SAR (extrapolated) = 2.08 W/kg
SAR(1 g) = 0.501 W/kg; SAR(10 g) = 0.181 W/kg
Smallest distance from peaks to all points 3 dB below = 8.8 mm
Ratio of SAR at M2 to SAR at M1 = 61.2%
Maximum value of SAR (measured) = 1.15 W/kg



P05 802.11a_Right Tilted_Ch157

DUT: EUT

Communication System: UID 0, 802.11a; Frequency: 5785 MHz;Duty Cycle: 1:1
Medium: H5G Medium parameters used: f = 5785 MHz; σ = 5.295 S/m; ε_r = 35.477; ρ = 1000 kg/m^3

DASY4 Configuration:
- Probe: EX3DV4 - SN7506; ConvF(5.12, 5.45, 5.08) @ 5785 MHz; Calibrated: 2024/11/12
- Sensor-Surface: 1.4mm (Mechanical Surface Detection)
- Electronics: DAE4 Sn662; Calibrated: 2024/3/18
- Phantom: SAM 1; Type: QD 000 P40 CB; Serial: TP/1378
- Postprocessing SW: SEMCAD, V1.8 Build 186

Area Scan (91x101x1): Interpolated grid: dx=1.000 mm, dy=1.000 mm
Maximum value of SAR (interpolated) = 0.788 W/kg

Zoom Scan (8x8x7)/Cube 0: Measurement grid: dx=4mm, dy=4mm, dz=1.4mm
Reference Value = 0 V/m; Power Drift = 0.00 dB
Peak SAR (extrapolated) = 1.66 W/kg
SAR(1 g) = 0.326 W/kg; SAR(10 g) = 0.117 W/kg
Smallest distance from peaks to all points 3 dB below = 9.1 mm
Ratio of SAR at M2 to SAR at M1 = 56.9%
Maximum value of SAR (measured) = 0.778 W/kg



P06 802.11b_Rear Face_0cm_Ch1

DUT: EUT

Communication System: UID 0, 802.11b; Frequency: 2412 MHz;Duty Cycle: 1:1
Medium: H2450 Medium parameters used: f = 2412 MHz; σ = 1.795 S/m; ε_r = 37.994; ρ = 1000 kg/m^3

DASY4 Configuration:
- Probe: EX3DV4 - SN7506; ConvF(6.78, 7.22, 6.73) @ 2412 MHz; Calibrated: 2024/11/12
- Sensor-Surface: 1.4mm (Mechanical Surface Detection)
- Electronics: DAE4 Sn662; Calibrated: 2024/3/18
- Phantom: SAM 1; Type: QD 000 P40 CB; Serial: TP/1378
- Postprocessing SW: SEMCAD, V1.8 Build 186

Area Scan (71x81x1): Interpolated grid: dx=1.200 mm, dy=1.200 mm
Maximum value of SAR (interpolated) = 2.73 W/kg

Zoom Scan (7x7x7)/Cube 0: Measurement grid: dx=5mm, dy=5mm, dz=5mm
Reference Value = 37.89 V/m; Power Drift = -0.16 dB
Peak SAR (extrapolated) = 3.57 W/kg
SAR(1 g) = 1.54 W/kg; SAR(10 g) = 0.586 W/kg
Smallest distance from peaks to all points 3 dB below = 6.7 mm
Ratio of SAR at M2 to SAR at M1 = 45.5%
Maximum value of SAR (measured) = 2.85 W/kg

P07 802.11a_Rear Face_0cm_Ch64

DUT: EUT

Communication System: UID 0, 802.11a; Frequency: 5320 MHz;Duty Cycle: 1:1
Medium: H5G Medium parameters used: f = 5320 MHz; σ = 4.812 S/m; ε_r = 36.162; ρ = 1000 kg/m^3

DASY4 Configuration:
- Probe: EX3DV4 - SN7506; ConvF(5.63, 6, 5.58) @ 5320 MHz; Calibrated: 2024/11/12
- Sensor-Surface: 1.4mm (Mechanical Surface Detection)
- Electronics: DAE4 Sn662; Calibrated: 2024/3/18
- Phantom: SAM 1; Type: QD 000 P40 CB; Serial: TP/1378
- Postprocessing SW: SEMCAD, V1.8 Build 186

Area Scan (91x101x1): Interpolated grid: dx=1.000 mm, dy=1.000 mm
Maximum value of SAR (interpolated) = 4.08 W/kg

Zoom Scan (8x8x7)/Cube 0: Measurement grid: dx=4mm, dy=4mm, dz=1.4mm
Reference Value = 21.61 V/m; Power Drift = -0.01 dB
Peak SAR (extrapolated) = 5.28 W/kg
SAR(1 g) = 1.23 W/kg; SAR(10 g) = 0.394 W/kg
Smallest distance from peaks to all points 3 dB below = 7.6 mm
Ratio of SAR at M2 to SAR at M1 = 60.8%
Maximum value of SAR (measured) = 2.91 W/kg



P08 802.11n_HT40_Rear Face_0cm_Ch110

DUT: EUT

Communication System: UID 0, 802.11n; Frequency: 5550 MHz;Duty Cycle: 1:1
Medium: H5G Medium parameters used: f = 5550 MHz; σ = 5.041 S/m; ε_r = 35.829; ρ = 1000 kg/m^3

DASY4 Configuration:
- Probe: EX3DV4 - SN7506; ConvF(5.26, 5.6, 5.22) @ 5550 MHz; Calibrated: 2024/11/12
- Sensor-Surface: 1.4mm (Mechanical Surface Detection)
- Electronics: DAE4 Sn662; Calibrated: 2024/3/18
- Phantom: SAM 1; Type: QD 000 P40 CB; Serial: TP/1378
- Postprocessing SW: SEMCAD, V1.8 Build 186

Area Scan (91x101x1): Interpolated grid: dx=1.000 mm, dy=1.000 mm
Maximum value of SAR (interpolated) = 14.4 W/kg

Zoom Scan (8x8x7)/Cube 0: Measurement grid: dx=4mm, dy=4mm, dz=1.4mm
Reference Value = 46.16 V/m; Power Drift = -0.04 dB
Peak SAR (extrapolated) = 18.6 W/kg
SAR(1 g) = 4.13 W/kg; SAR(10 g) = 1.43 W/kg
Smallest distance from peaks to all points 3 dB below = 8 mm
Ratio of SAR at M2 to SAR at M1 = 58.5%
Maximum value of SAR (measured) = 9.69 W/kg

P09 802.11n_HT40_Rear Face_0cm_Ch102

DUT: EUT

Communication System: UID 0, 802.11n; Frequency: 5510 MHz;Duty Cycle: 1:1
Medium: H5G Medium parameters used: f = 5510 MHz; σ = 5.003 S/m; ε_r = 35.874; ρ = 1000 kg/m^3

DASY4 Configuration:
- Probe: EX3DV4 - SN7506; ConvF(5.26, 5.6, 5.22) @ 5510 MHz; Calibrated: 2024/11/12
- Sensor-Surface: 1.4mm (Mechanical Surface Detection)
- Electronics: DAE4 Sn662; Calibrated: 2024/3/18
- Phantom: SAM 1; Type: QD 000 P40 CB; Serial: TP/1378
- Postprocessing SW: SEMCAD, V1.8 Build 186

Area Scan (91x101x1): Interpolated grid: dx=1.000 mm, dy=1.000 mm
Maximum value of SAR (interpolated) = 8.78 W/kg

Zoom Scan (8x8x7)/Cube 0: Measurement grid: dx=4mm, dy=4mm, dz=1.4mm
Reference Value = 38.02 V/m; Power Drift = -0.05 dB
Peak SAR (extrapolated) = 14.4 W/kg
SAR(1 g) = 3.12 W/kg; SAR(10 g) = 1.04 W/kg
Smallest distance from peaks to all points 3 dB below = 7.2 mm
Ratio of SAR at M2 to SAR at M1 = 58.8%
Maximum value of SAR (measured) = 7.53 W/kg

P10 802.11a_Rear Face_0cm_Ch157

DUT: EUT

Communication System: UID 0, 802.11a; Frequency: 5785 MHz;Duty Cycle: 1:1
Medium: H5G Medium parameters used: f = 5785 MHz; σ = 5.295 S/m; ε_r = 35.477; ρ = 1000 kg/m^3

DASY4 Configuration:
- Probe: EX3DV4 - SN7506; ConvF(5.12, 5.45, 5.08) @ 5785 MHz; Calibrated: 2024/11/12
- Sensor-Surface: 1.4mm (Mechanical Surface Detection)
- Electronics: DAE4 Sn662; Calibrated: 2024/3/18
- Phantom: SAM 1; Type: QD 000 P40 CB; Serial: TP/1378
- Postprocessing SW: SEMCAD, V1.8 Build 186

Area Scan (91x101x1): Interpolated grid: dx=1.000 mm, dy=1.000 mm
Maximum value of SAR (interpolated) = 5.58 W/kg

Zoom Scan (8x8x7)/Cube 0: Measurement grid: dx=4mm, dy=4mm, dz=1.4mm
Reference Value = 27.65 V/m; Power Drift = -0.07 dB
Peak SAR (extrapolated) = 10.0 W/kg
SAR(1 g) = 1.98 W/kg; SAR(10 g) = 0.685 W/kg
Smallest distance from peaks to all points 3 dB below = 7.2 mm
Ratio of SAR at M2 to SAR at M1 = 56.8%
Maximum value of SAR (measured) = 4.84 W/kg