A.3 CONDUCTED OUT OF BAND EMISSION

Mode	Channel	RU & Index	Ant.	OOB Emission Frequency (MHz)	OOB Emission Level (dBm)	Limit (dBm)	Over Limit (dB)	Result
IEEE 802.11b	1	N/A	0	2400.00	-42.596	-14.73	-27.866	PASS
				2312.47	-39.696	-14.73	-24.966	PASS
				4823.70	-42.466	-14.73	-27.736	PASS
	6			24315.2	-42.615	-15.27	-27.345	PASS
	11			2483.50	-43.166	-15.97	-27.196	PASS
				4924.24	-43.194	-15.97	-27.224	PASS
IEEE 802.11g	1			2400.00	-34.713	-18.18	-16.533	PASS
				24875.8	-42.728	-18.18	-24.548	PASS
	6			24322.0	-43.105	-17.83	-25.275	PASS
	11			2483.50	-41.771	-18.14	-23.631	PASS
				24254.0	-43.194	-18.14	-25.054	PASS
IEEE 802.11n_20	1			2400.00	-35.584	-18.21	-17.374	PASS
				24243.4	-43.733	-18.21	-25.523	PASS
	6			24975.0	-43.635	-17.96	-25.675	PASS
	11			2483.50	-42.010	-18.11	-23.900	PASS
				24830.8	-43.679	-18.11	-25.569	PASS
IEEE 802.11n_40	3			2400.00	-37.917	-21.1	-16.817	PASS
				24731.6	-43.226	-21.1	-22.126	PASS
	6			24996.3	-43.370	-20.97	-22.400	PASS
	9			2483.50	-42.165	-21.77	-20.395	PASS
				24366.4	-43.550	-21.77	-21.780	PASS
IEEE 802.11ax_20	1	SU		2400.00	-35.716	-18.42	-17.296	PASS
				24805.9	-43.684	-18.42	-25.264	PASS
	6			24298.9	-43.067	-18.22	-24.847	PASS
	11			2483.50	-42.311	-18.16	-24.151	PASS
				24338.3	-43.074	-18.16	-24.914	PASS
IEEE 802.11ax_40	3			2400.00	-38.609	-22.75	-15.859	PASS
				24388.2	-43.664	-22.75	-20.914	PASS
	6			24332.0	-42.751	-22.76	-19.991	PASS
	9			2483.50	-42.513	-22.87	-19.643	PASS
				24359.5	-42.404	-22.87	-19.534	PASS

Test Graphs

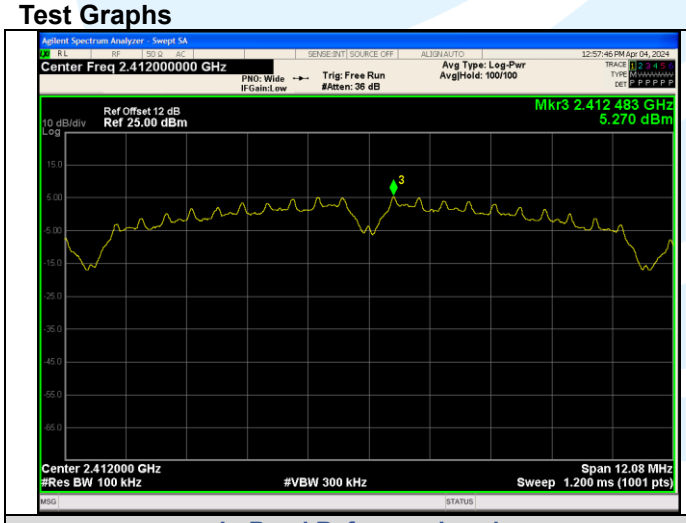

In-Band Reference Level
IEEE 802.11b_Channel 1_20MHz_Antenna 0

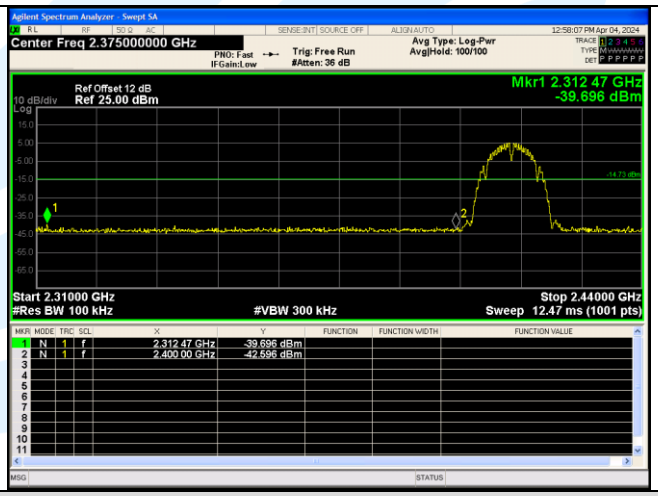

Out Of Band Emission
IEEE 802.11b_Channel 1_20MHz_Antenna 0

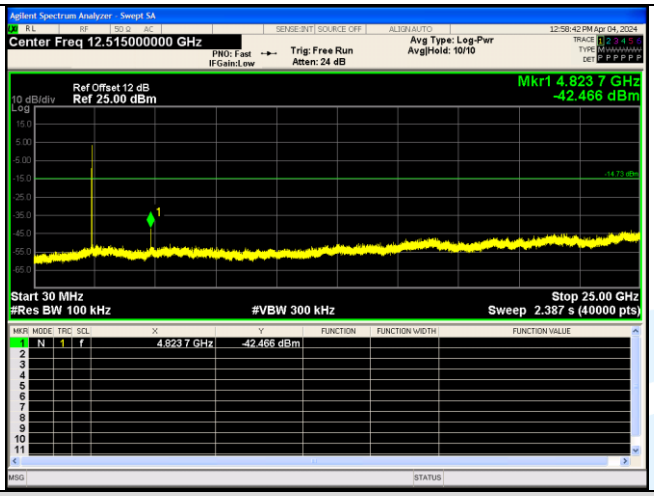

Spurious Emission
IEEE 802.11b_Channel 1_20MHz_Antenna 0

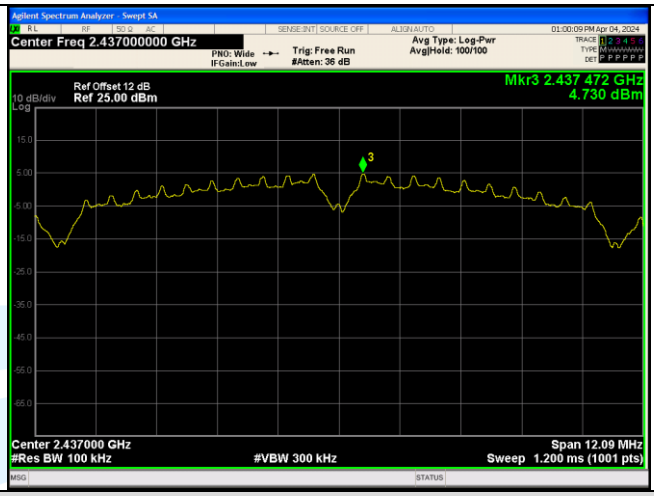

In-Band Reference Level
IEEE 802.11b_Channel 6_20MHz_Antenna 0

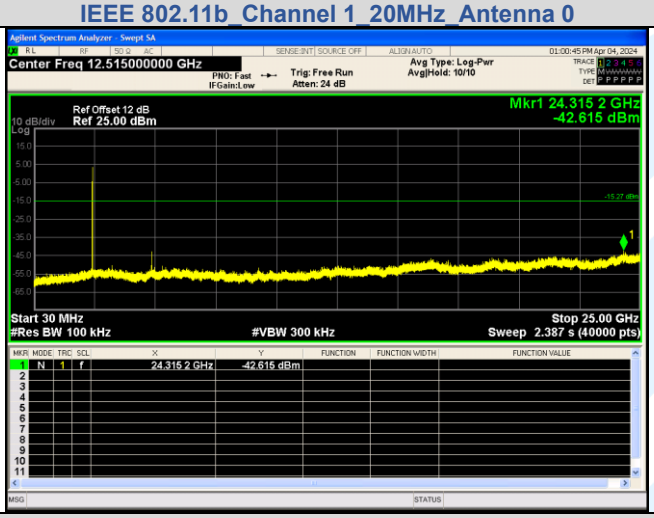

Spurious Emissions
IEEE 802.11b_Channel 6_20MHz_Antenna 0

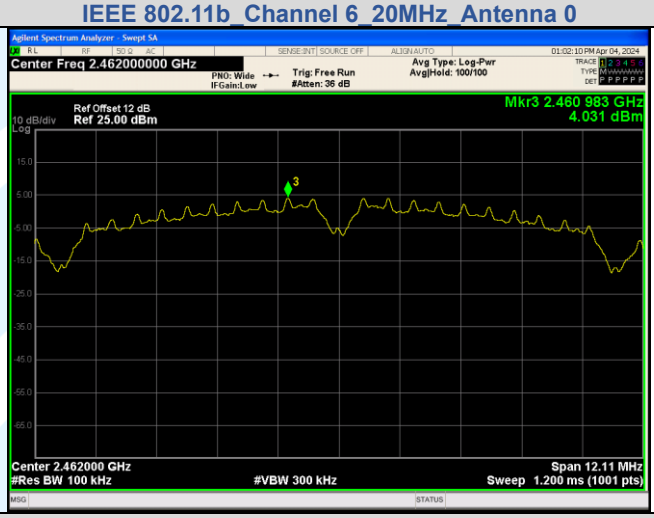

In-Band Reference Level
IEEE 802.11b_Channel 11_20MHz_Antenna 0

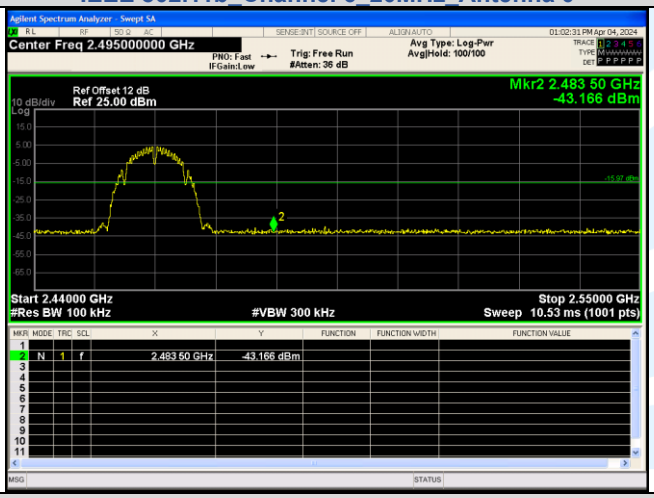

Out Of Band Emission
IEEE 802.11b_Channel 11_20MHz_Antenna 0

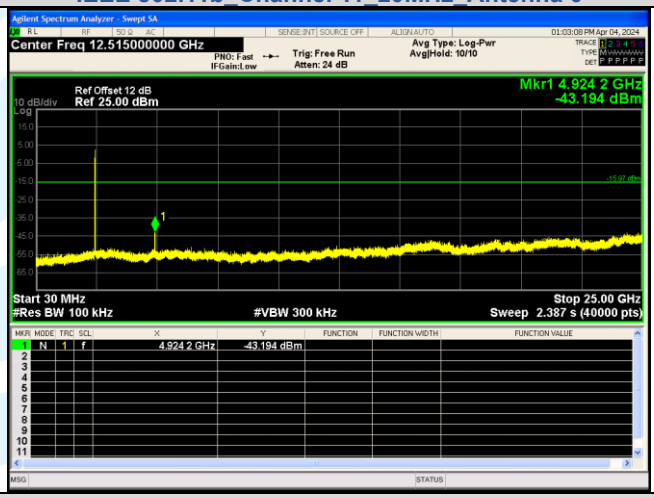

Spurious Emission
IEEE 802.11b_Channel 11_20MHz_Antenna 0

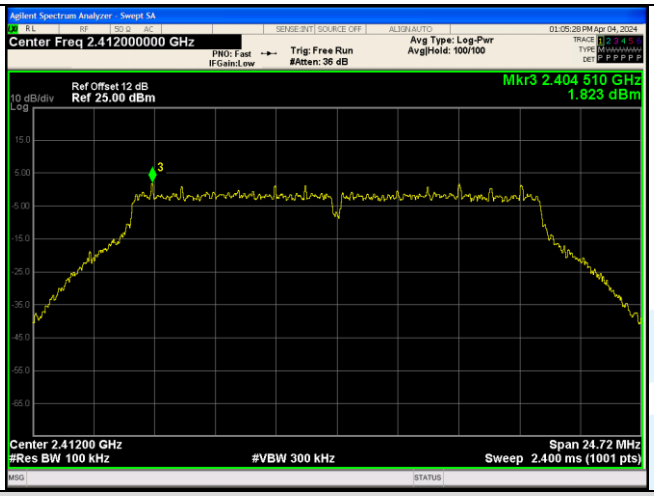

In-Band Reference Level
IEEE 802.11g_Channel 1_20MHz_Antenna 0

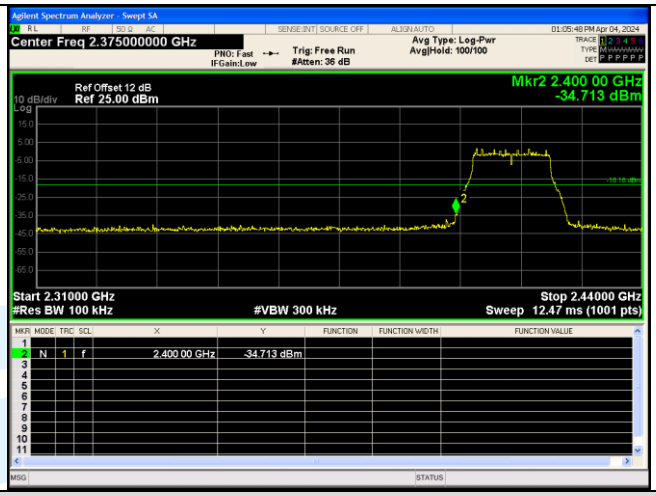

Out Of Band Emission
IEEE 802.11g_Channel 1_20MHz_Antenna 0

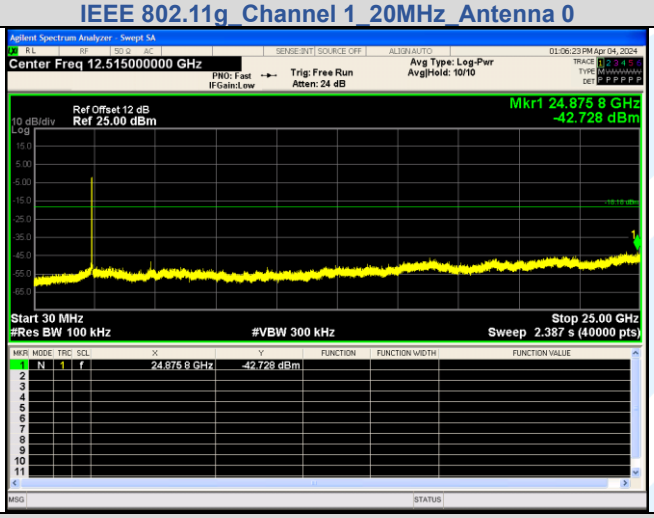

Spurious Emission
IEEE 802.11g_Channel 1_20MHz_Antenna 0

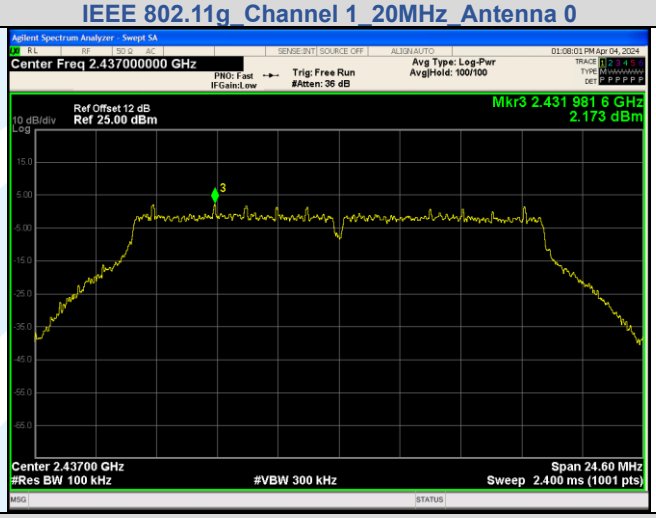

In-Band Reference Level
IEEE 802.11g_Channel 6_20MHz_Antenna 0

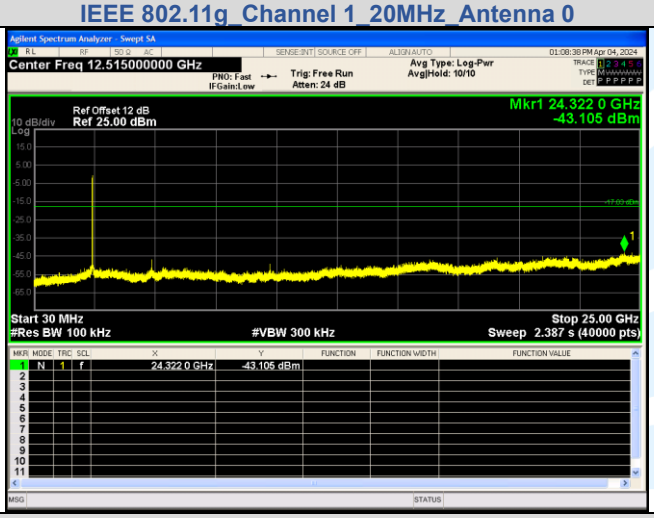

Spurious Emissions
IEEE 802.11g_Channel 6_20MHz_Antenna 0

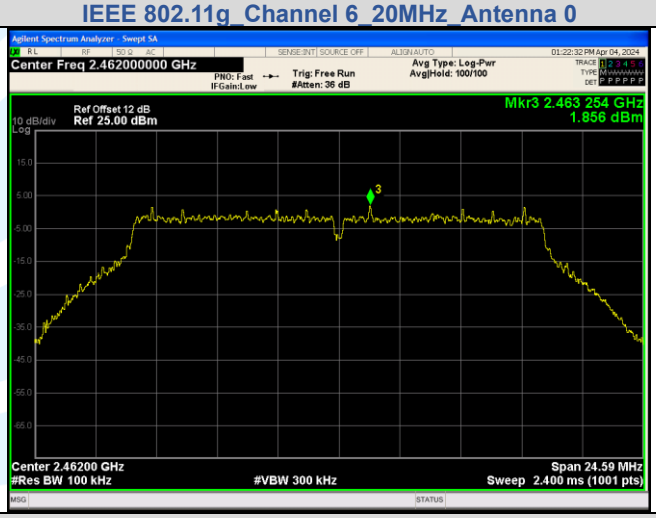

In-Band Reference Level
IEEE 802.11g_Channel 11_20MHz_Antenna 0

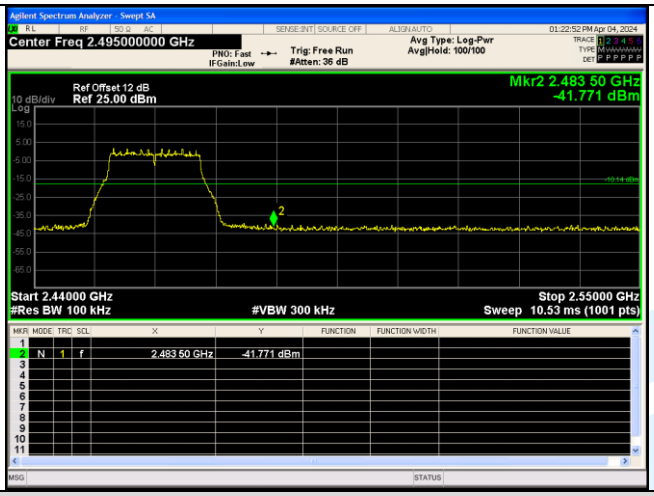

Out Of Band Emission
IEEE 802.11g_Channel 11_20MHz_Antenna 0

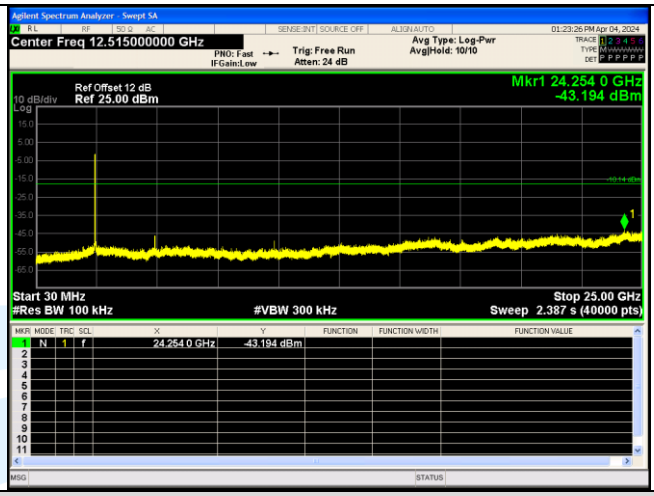

Spurious Emission
IEEE 802.11g_Channel 11_20MHz_Antenna 0

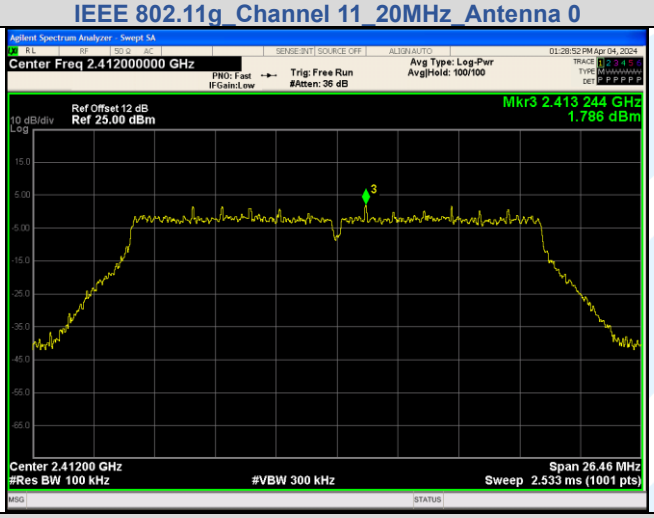

In-Band Reference Level
IEEE 802.11n_Channel 1_20MHz_Antenna 0

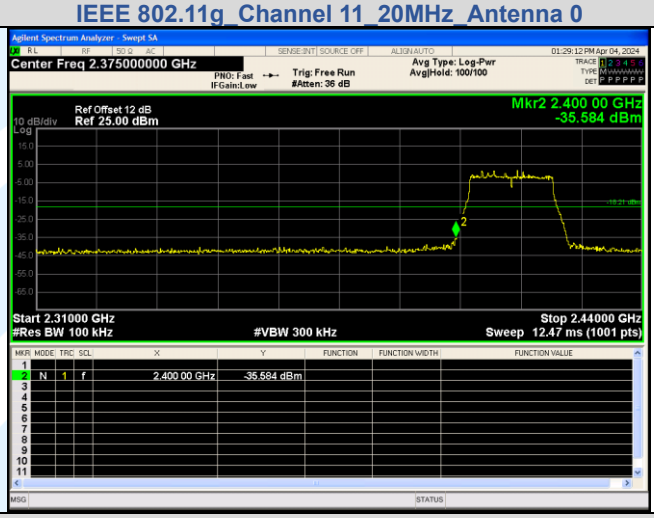

Out Of Band Emission
IEEE 802.11n_Channel 1_20MHz_Antenna 0

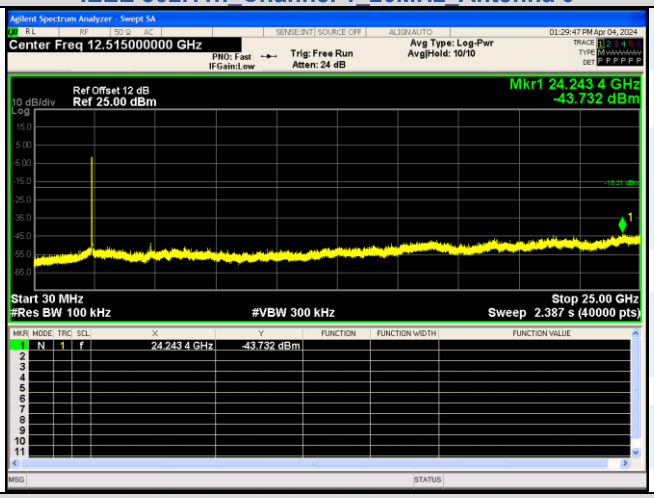

Spurious Emission
IEEE 802.11n_Channel 1_20MHz_Antenna 0

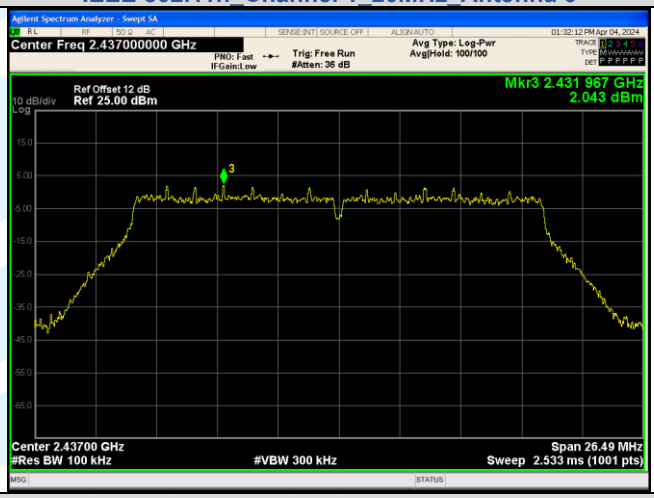

In-Band Reference Level
IEEE 802.11n_Channel 6_20MHz_Antenna 0

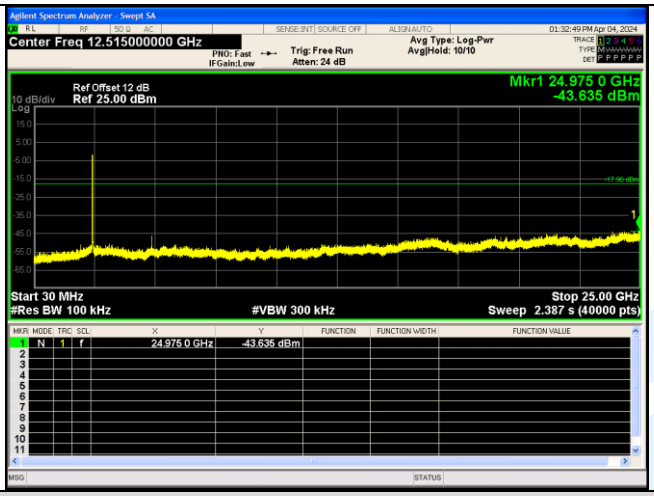

Spurious Emissions
IEEE 802.11n_Channel 6_20MHz_Antenna 0

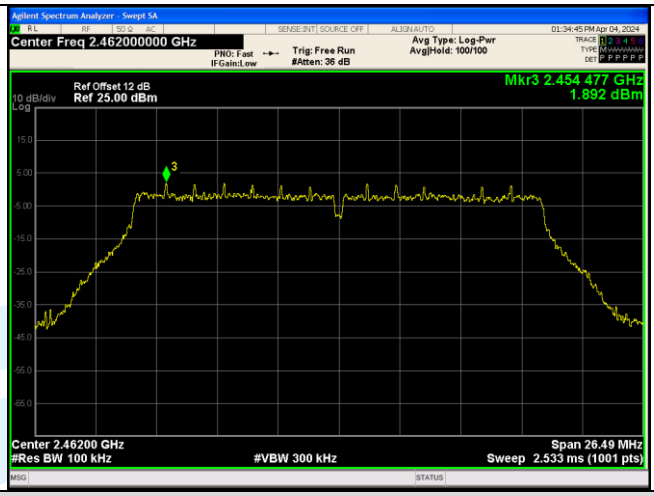

In-Band Reference Level
IEEE 802.11n_Channel 11_20MHz_Antenna 0

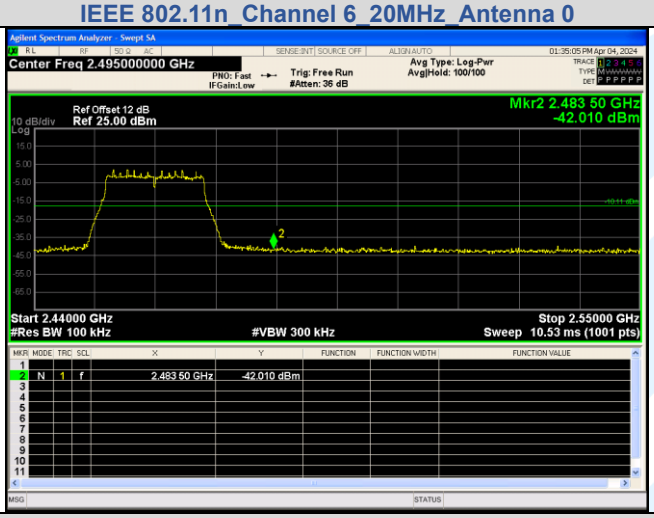

Out Of Band Emission
IEEE 802.11n_Channel 11_20MHz_Antenna 0

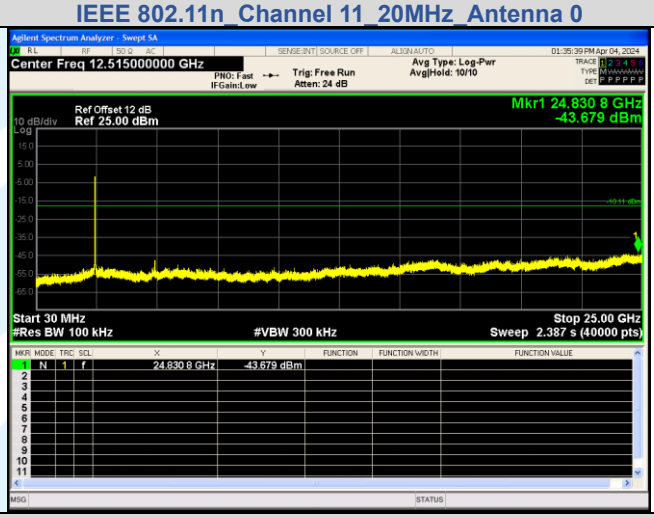

Spurious Emission
IEEE 802.11n_Channel 11_20MHz_Antenna 0

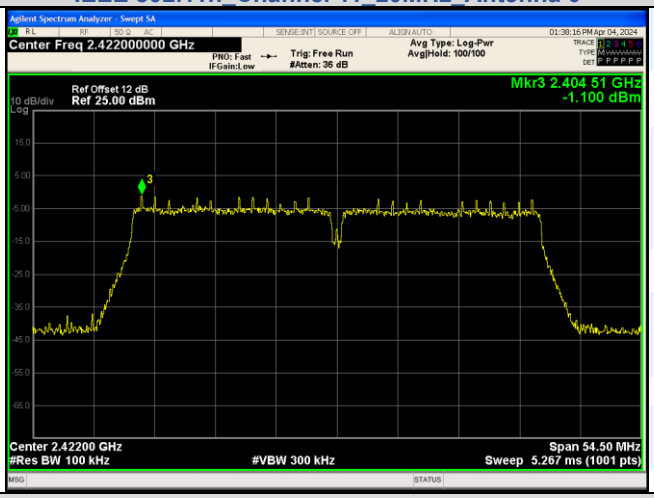

In-Band Reference Level
IEEE 802.11n_Channel 3_40MHz_Antenna 0

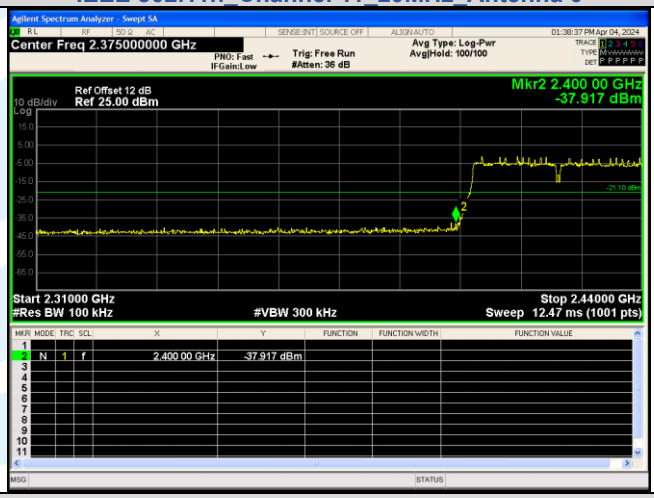

Out Of Band Emission
IEEE 802.11n_Channel 3_40MHz_Antenna 0

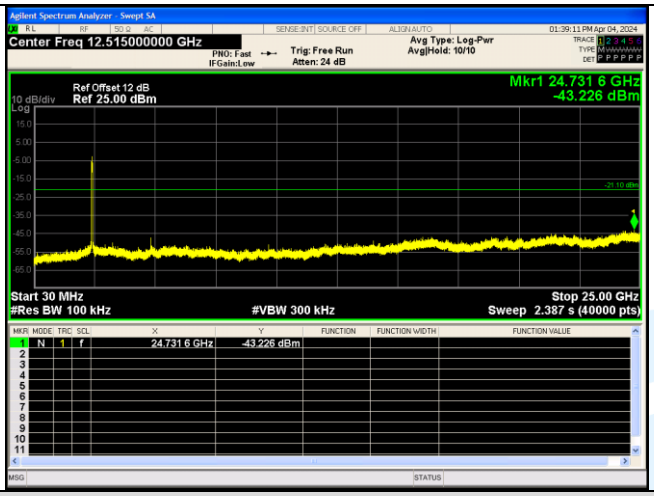

Spurious Emission
IEEE 802.11n_Channel 3_40MHz_Antenna 0

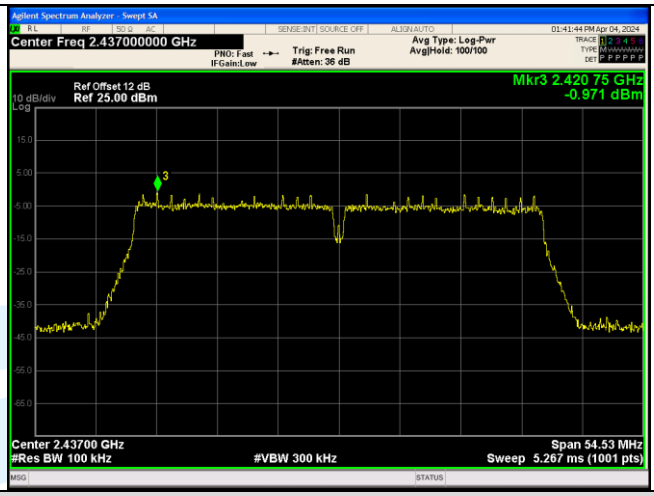

In-Band Reference Level
IEEE 802.11n_Channel 6_40MHz_Antenna 0

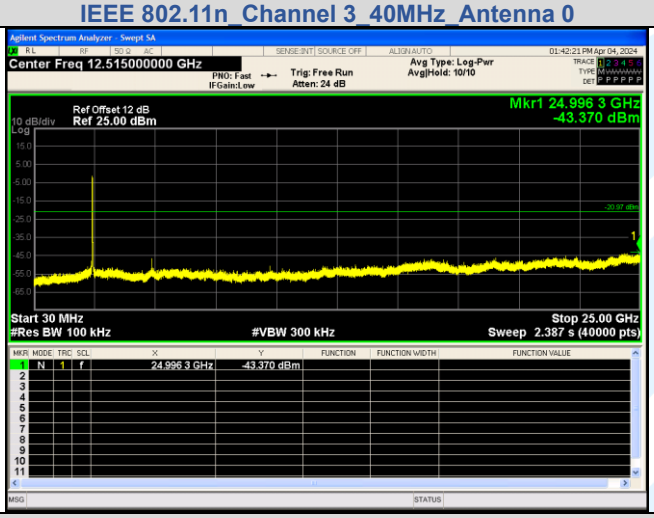

Spurious Emissions
IEEE 802.11n_Channel 6_40MHz_Antenna 0

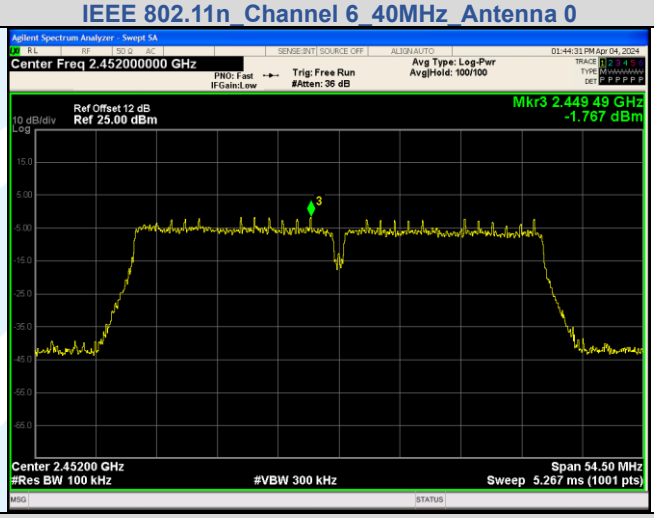

In-Band Reference Level
IEEE 802.11n_Channel 9_40MHz_Antenna 0

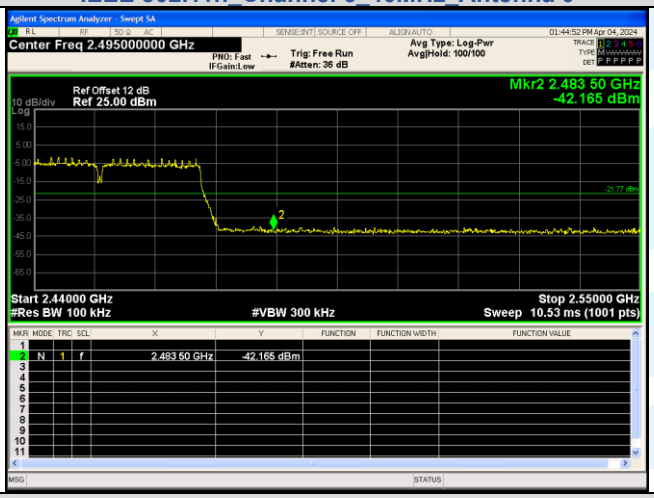

Out Of Band Emission
IEEE 802.11n_Channel 9_40MHz_Antenna 0

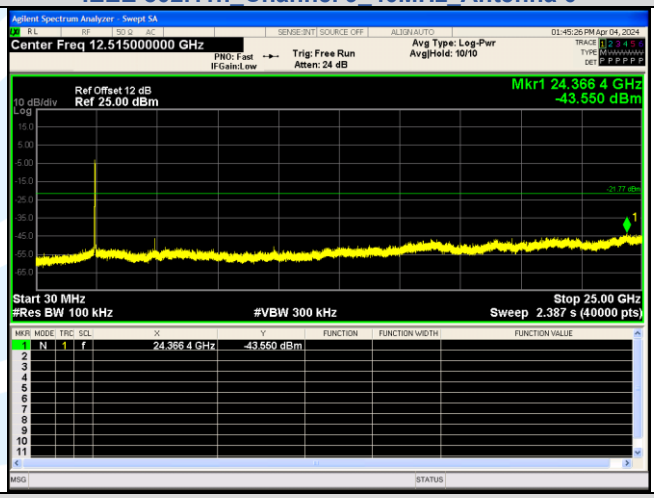

Spurious Emission
IEEE 802.11n_Channel 9_40MHz_Antenna 0

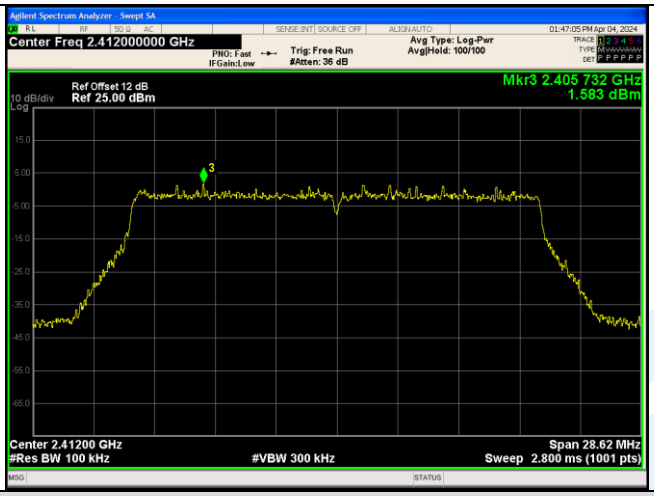

In-Band Reference Level
IEEE 802.11ax_Channel 1_20MHz_Antenna 0_RU&Index SU

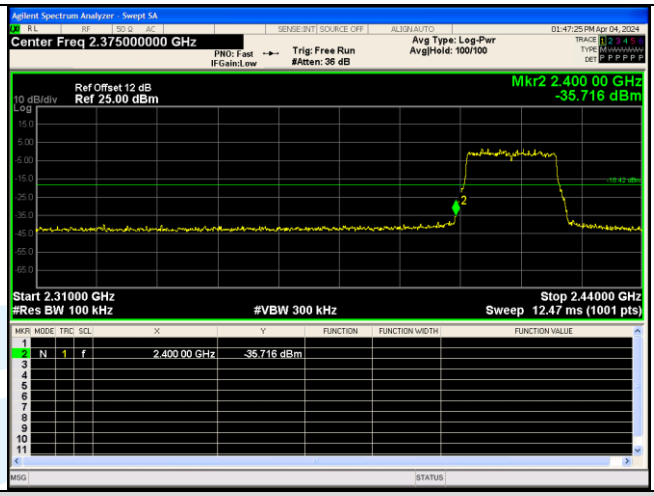

Out Of Band Emission
IEEE 802.11ax_Channel 1_20MHz_Antenna 0_RU&Index SU

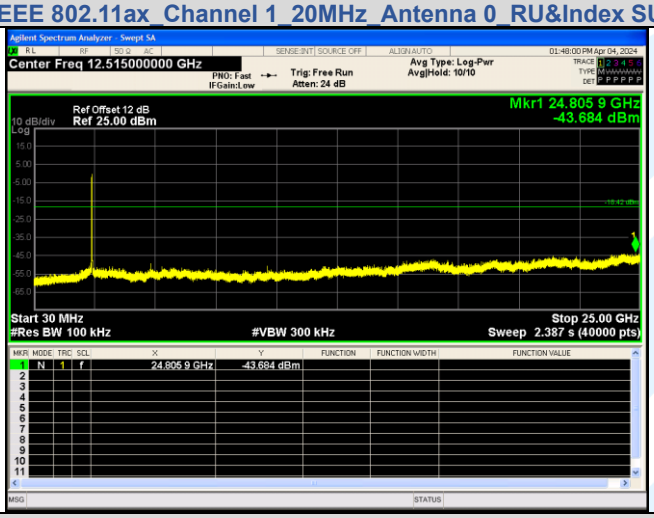

Spurious Emission
IEEE 802.11ax_Channel 1_20MHz_Antenna 0_RU&Index SU

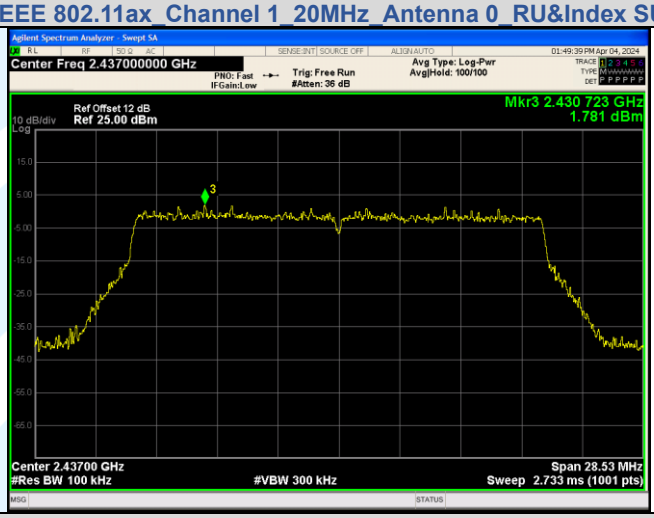

In-Band Reference Level
IEEE 802.11ax_Channel 6_20MHz_Antenna 0_RU&Index SU

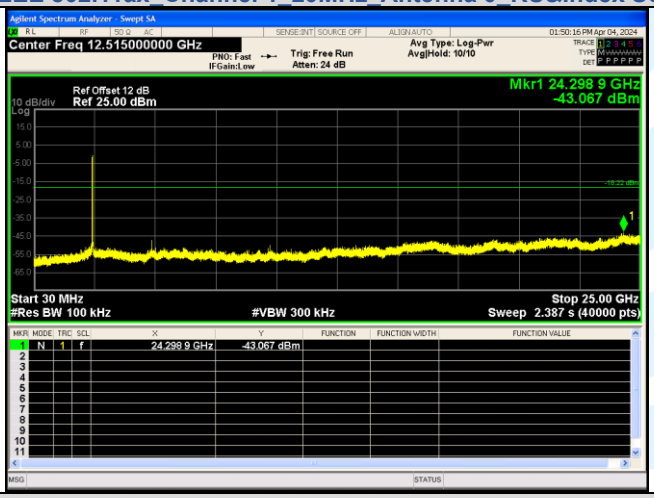

Spurious Emissions
IEEE 802.11ax_Channel 6_20MHz_Antenna 0_RU&Index SU

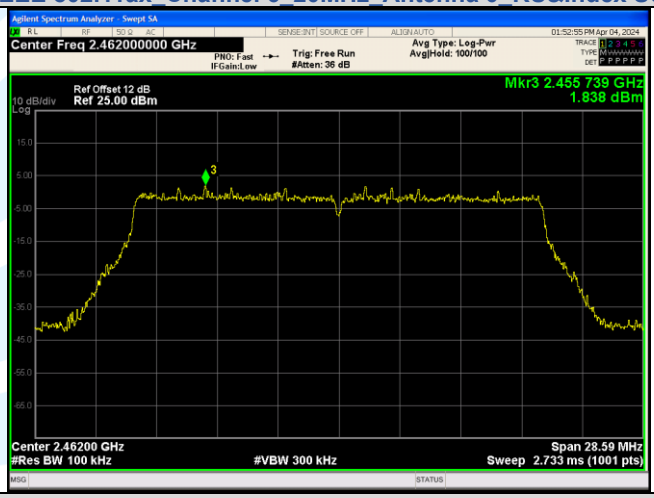

In-Band Reference Level
IEEE 802.11ax_Channel 11_20MHz_Antenna 0_RU&Index SU

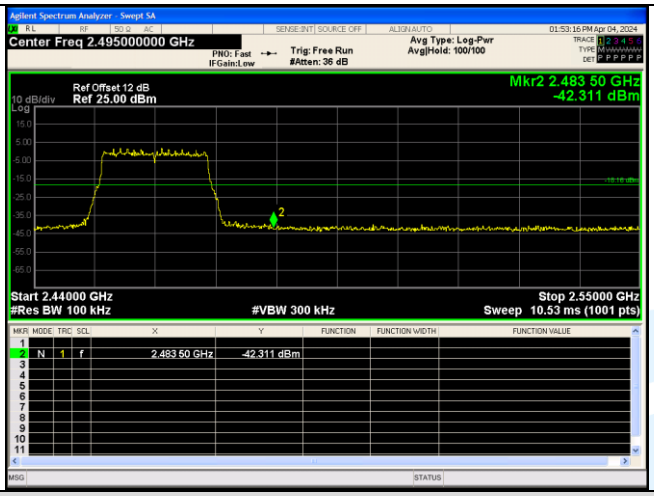

Out Of Band Emission
IEEE 802.11ax_Channel 11_20MHz_Antenna 0_RU&Index SU

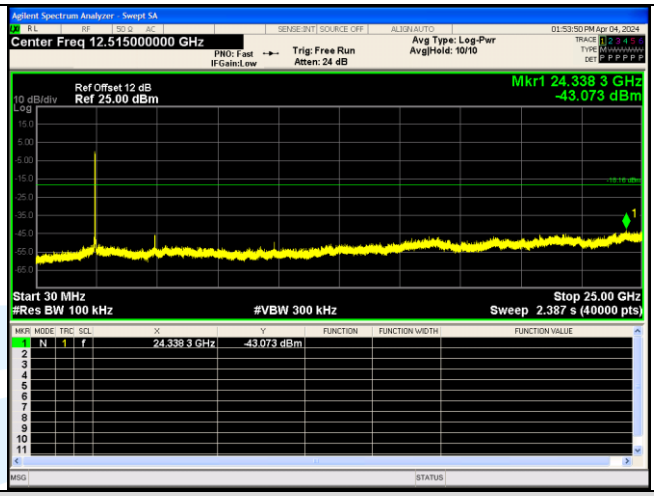

Spurious Emission
IEEE 802.11ax_Channel 11_20MHz_Antenna 0_RU&Index SU

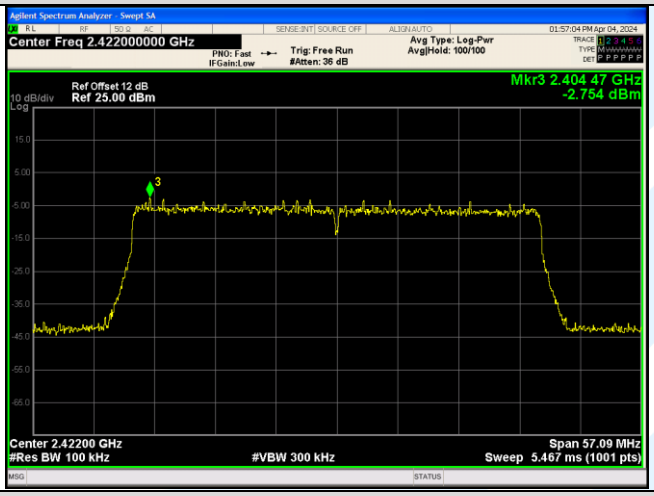

In-Band Reference Level
IEEE 802.11ax_Channel 3_40MHz_Antenna 0_RU&Index SU

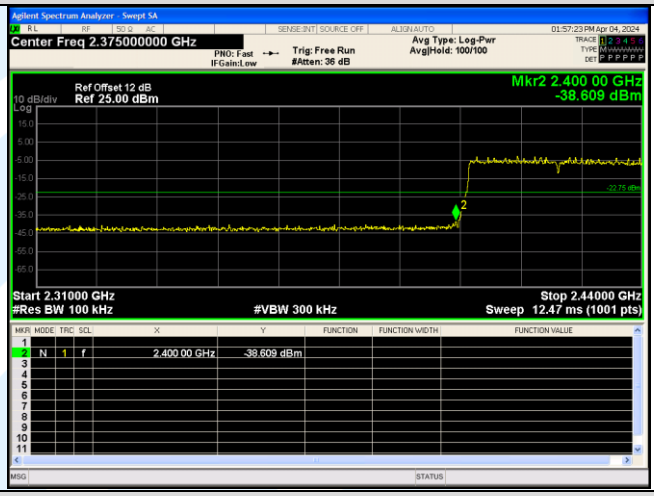

Out Of Band Emission
IEEE 802.11ax_Channel 3_40MHz_Antenna 0_RU&Index SU

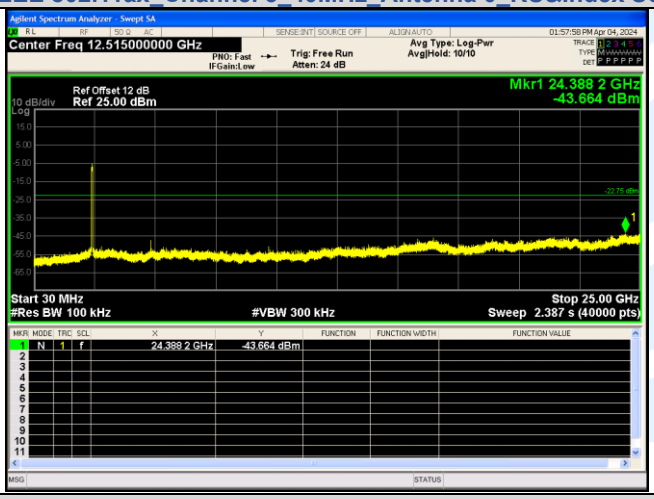

Spurious Emission
IEEE 802.11ax_Channel 3_40MHz_Antenna 0_RU&Index SU

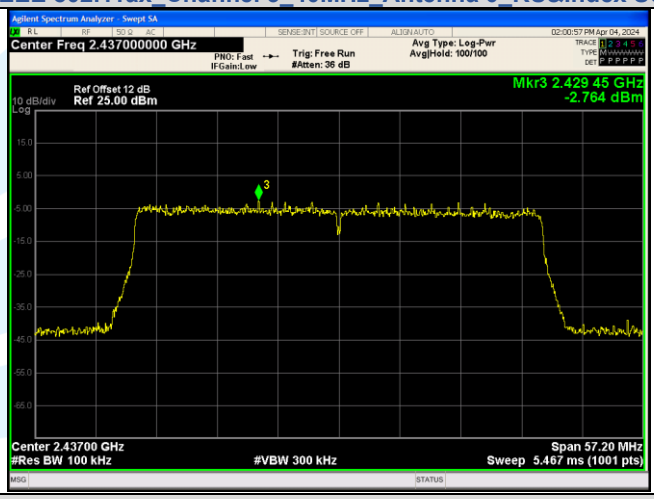

In-Band Reference Level
IEEE 802.11ax_Channel 6_40MHz_Antenna 0_RU&Index SU

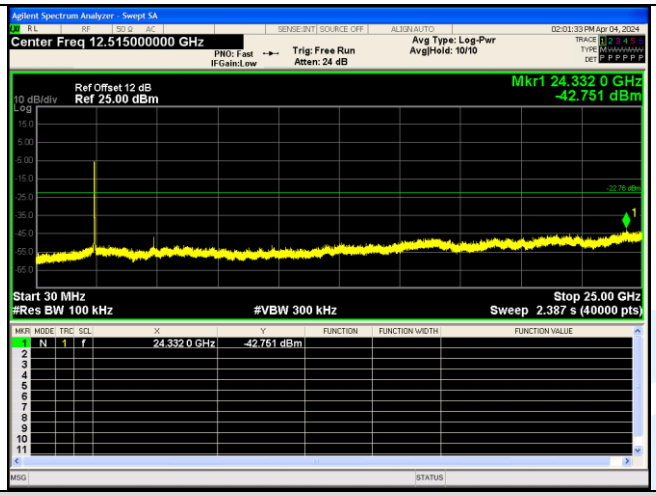

Spurious Emissions
IEEE 802.11ax_Channel 6_40MHz_Antenna 0_RU&Index SU

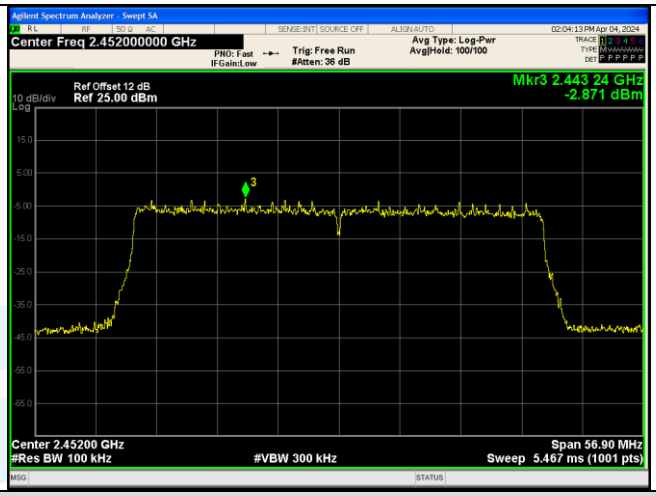

In-Band Reference Level
IEEE 802.11ax_Channel 9_40MHz_Antenna 0_RU&Index SU

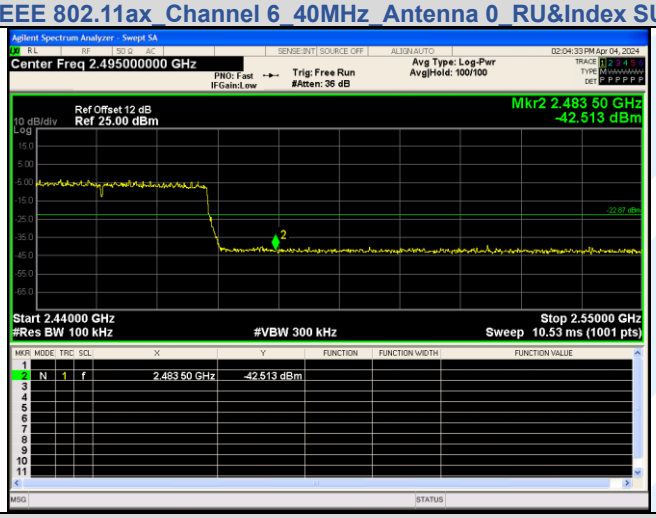

Out Of Band Emission
IEEE 802.11ax_Channel 9_40MHz_Antenna 0_RU&Index SU

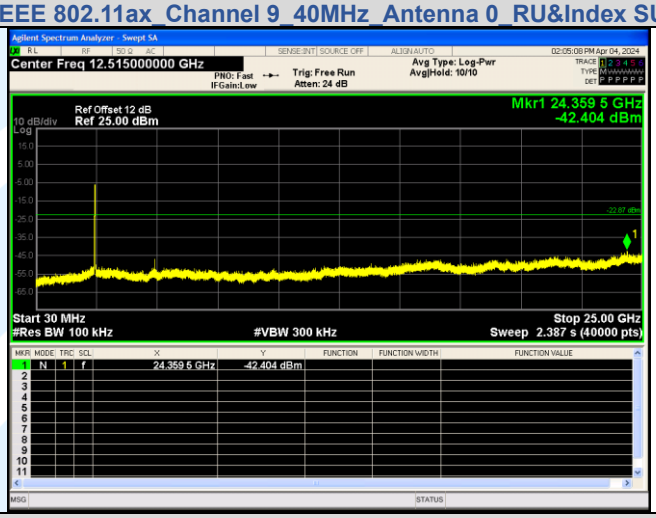

Spurious Emission
IEEE 802.11ax_Channel 9_40MHz_Antenna 0_RU&Index SU

A.4 POWER SPECTRAL DENSITY

Mode	Channel	RU & Index	PSD (dBm/3kHz) Ant. 0	Limit (dBm/3kHz)	Result
IEEE 802.11b	1	N/A	-9.069	8	PASS
	6		-9.157		PASS
	11		-10.259		PASS
IEEE 802.11g	1		-11.675		PASS
	6		-10.628		PASS
	11		-10.974		PASS
IEEE 802.11n_20	1		-11.337		PASS
	6		-11.641		PASS
	11		-11.914		PASS
IEEE 802.11n_40	3		-15.268		PASS
	6		-14.103		PASS
	9		-15.110		PASS
IEEE 802.11ax_20	1	SU	-12.786		PASS
	6		-12.083		PASS
	11		-12.774		PASS
IEEE 802.11ax_40	3		-17.011		PASS
	6		-16.602		PASS
	9		-17.213		PASS

Test Graphs

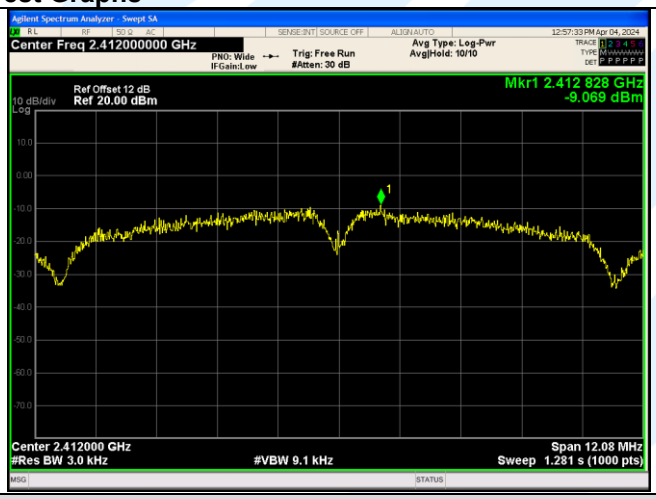

IEEE 802.11b_Channel 1_20MHz_Antenna 0

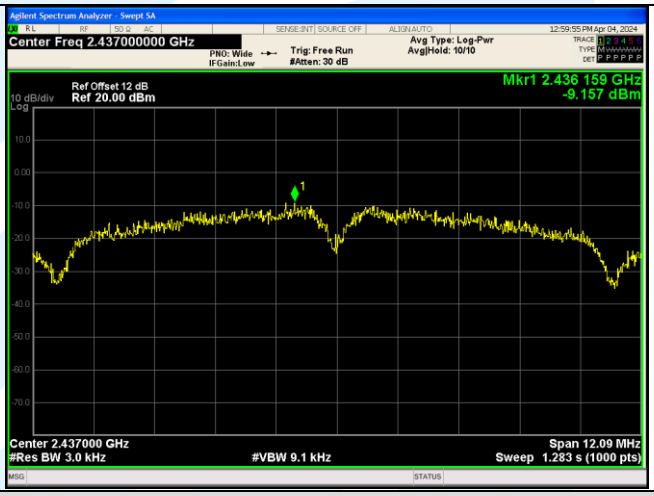

IEEE 802.11b_Channel 6_20MHz_Antenna 0

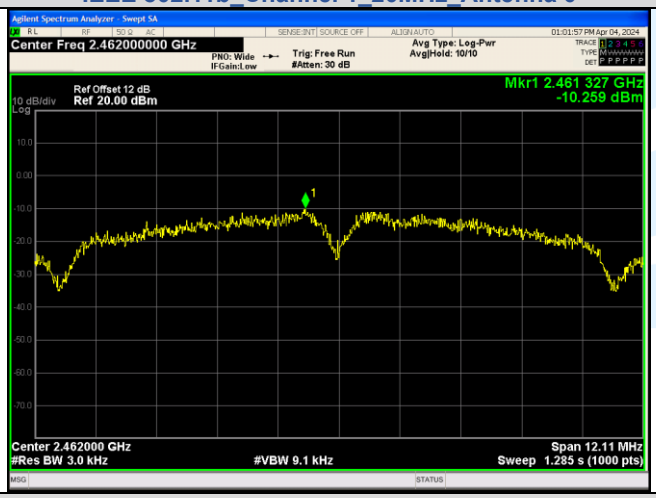

IEEE 802.11b_Channel 11_20MHz_Antenna 0

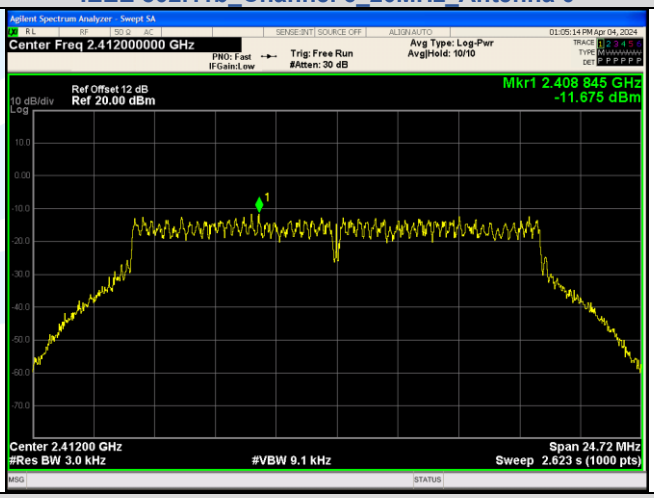

IEEE 802.11g_Channel 1_20MHz_Antenna 0

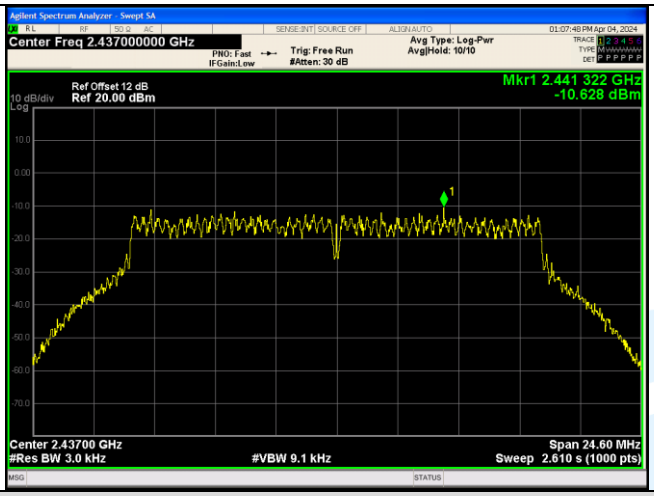

IEEE 802.11g_Channel 6_20MHz_Antenna 0

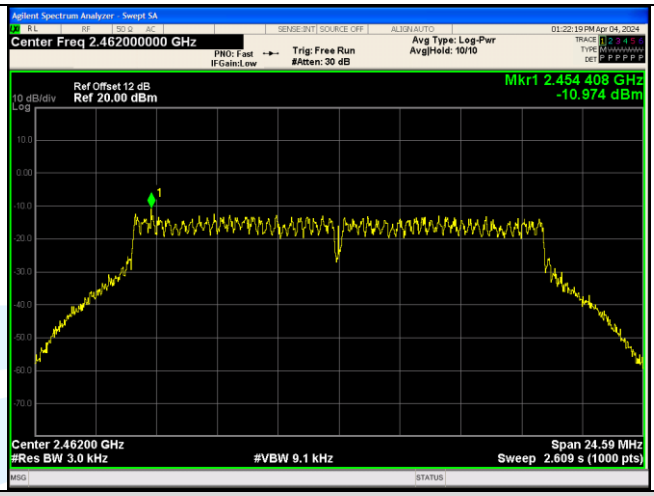

IEEE 802.11g_Channel 11_20MHz_Antenna 0

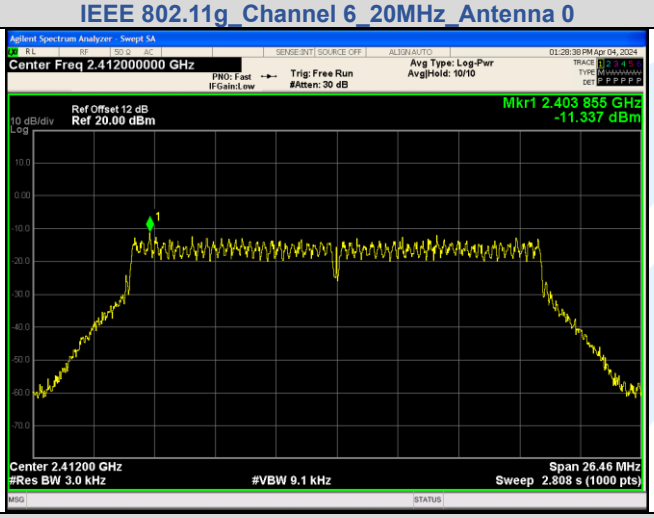

IEEE 802.11n_Channel 1_20MHz_Antenna 0

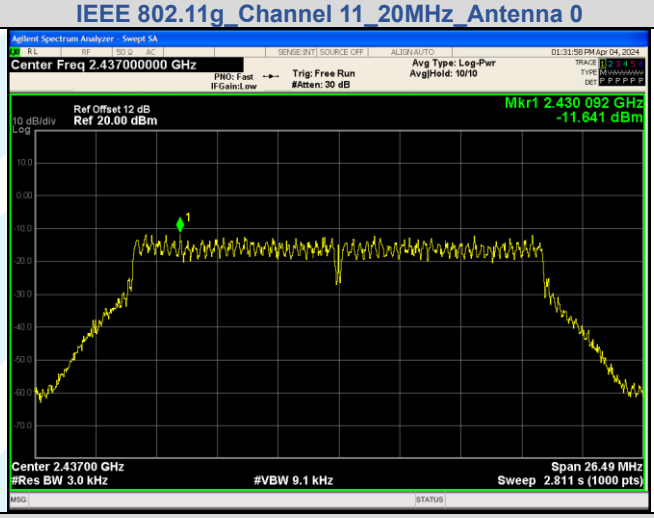

IEEE 802.11n_Channel 6_20MHz_Antenna 0

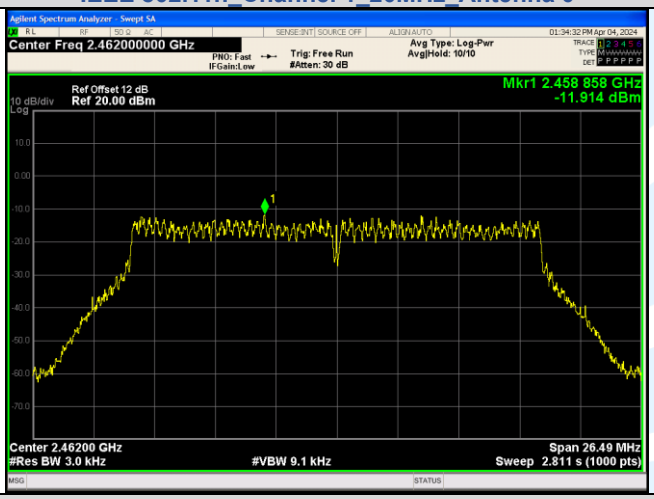

IEEE 802.11n_Channel 11_20MHz_Antenna 0

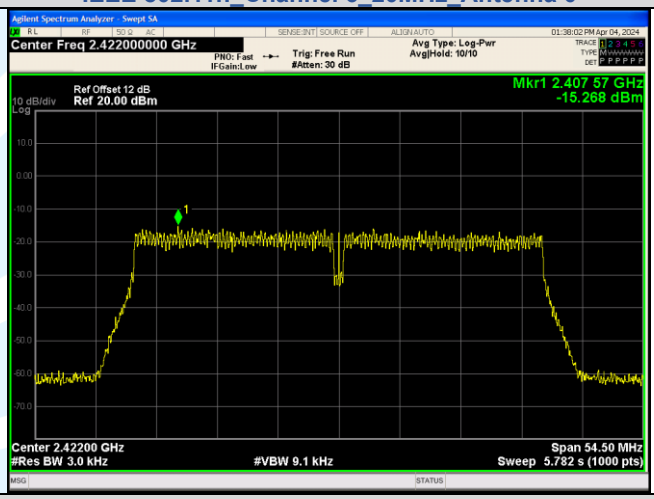

IEEE 802.11n_Channel 3_40MHz_Antenna 0

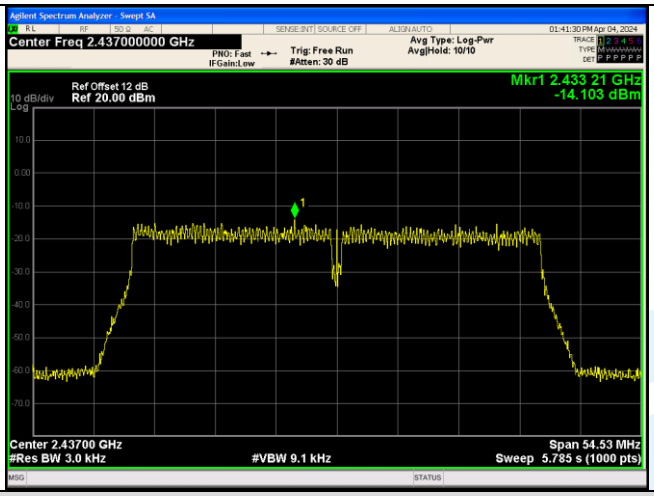

IEEE 802.11n_Channel 6_40MHz_Antenna 0

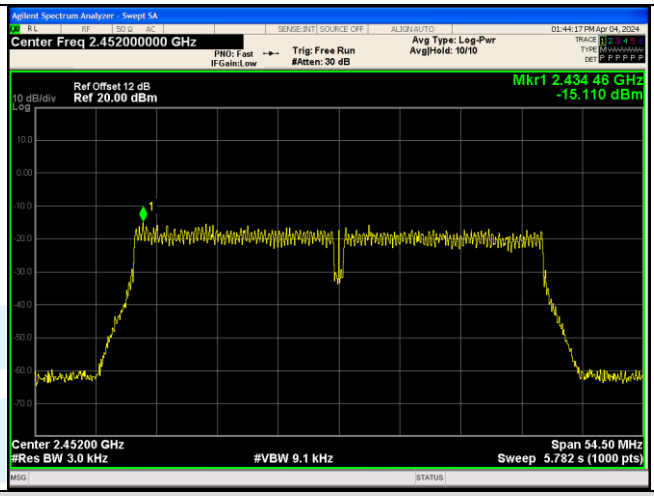

IEEE 802.11n_Channel 9_40MHz_Antenna 0

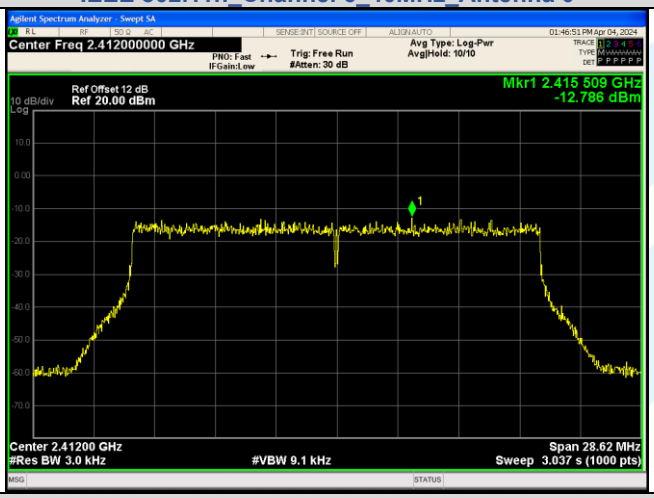

IEEE 802.11ax_Channel 1_20MHz_Antenna 0_RU&Index SU

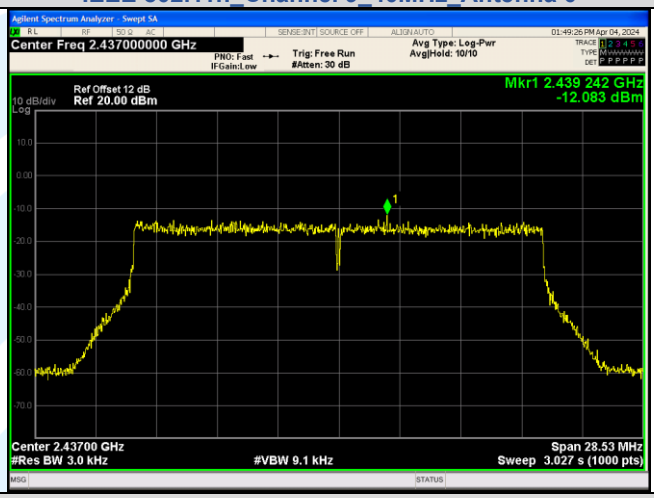

IEEE 802.11ax_Channel 6_20MHz_Antenna 0_RU&Index SU

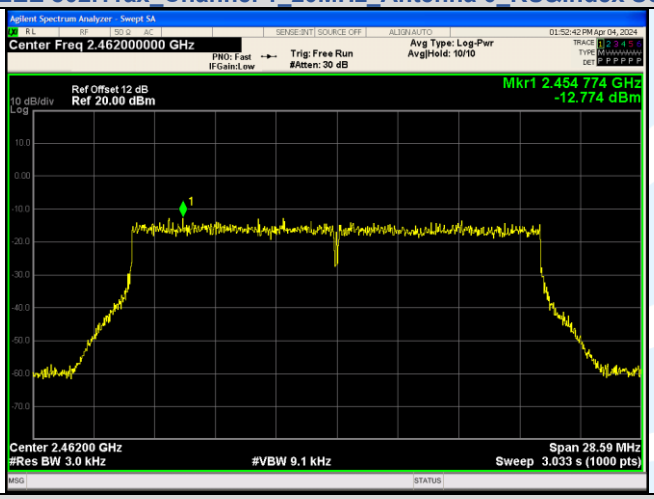

IEEE 802.11ax_Channel 11_20MHz_Antenna 0_RU&Index SU

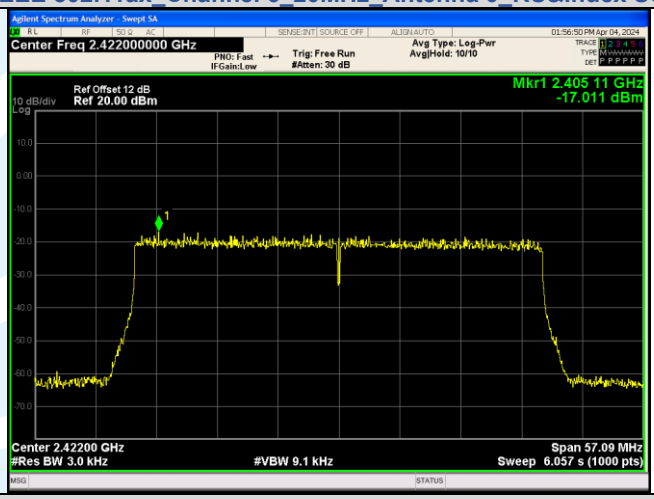

IEEE 802.11ax_Channel 3_40MHz_Antenna 0_RU&Index SU

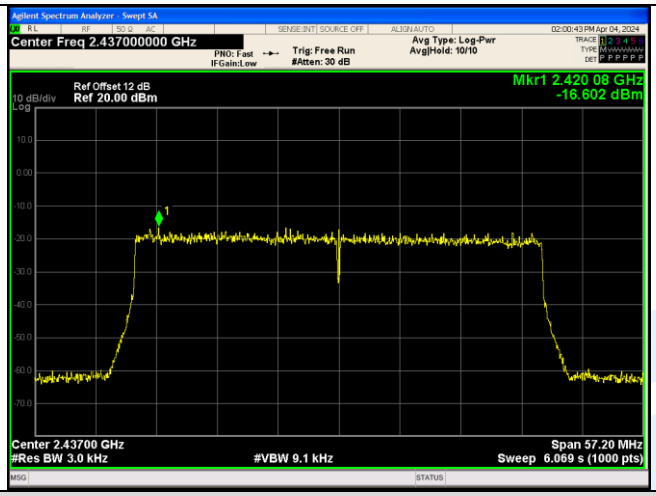

IEEE 802.11ax_Channel 6_40MHz_Antenna 0_RU&Index SU

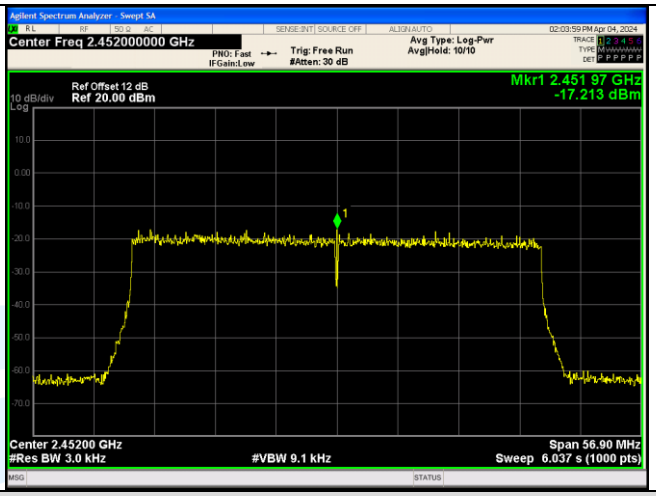

IEEE 802.11ax_Channel 9_40MHz_Antenna 0_RU&Index SU

APPENDIX 1 PHOTOS OF TEST SETUP

See test photos attached in Appendix 1 for the actual connections between Product and support equipment.

APPENDIX 2 PHOTOS OF EUT CONSTRUCTIONAL DETAILS

Refer to Appendix 2 for EUT external and internal photos.

*** End of Report ***

The test report is effective only with both signature and specialized stamp. The result(s) shown in this report refer only to the sample(s) tested. Without written approval of UnionTrust, this report can't be reproduced except in full.